



Transelectrica®
Societate Administrată în Sistem Dualist

MARKET MONITORING REPORT

Market for Allocation of Cross-Border Capacities

January 2021



ANRE - Romanian Energy Regulatory Authority

HHI - Herfindahl-Hirschman Index

BRP - Balance Responsible Party

BM - Balancing Market

DAM - Day Ahead Market

TSO - Transmission System Operator

DU – Dispatchable Unit

PN – Physical Notification

NDC - National Dispatching Center

C1 – The market share of the largest market participant

C3 – Total market share of top 3 market participants

NPS – Minimum number of residual generators

TTC – Total Transfer Capacity

NTC – Net Transfer Capacity

ATC – Available Transfer Capacity

Transelectrica, the Romanian Transmission System Operator, operates and monitors the activity of 3 types of markets: Balancing Market, Ancillary Services Market and Market for Allocation of Cross-Border Capacities.

Using the records from the markets data base, Transelectrica prepares daily, weekly and monthly monitoring reports. A part of the data included in these reports (those data which are not confidential) is published on the website **www.transelectrica.ro**

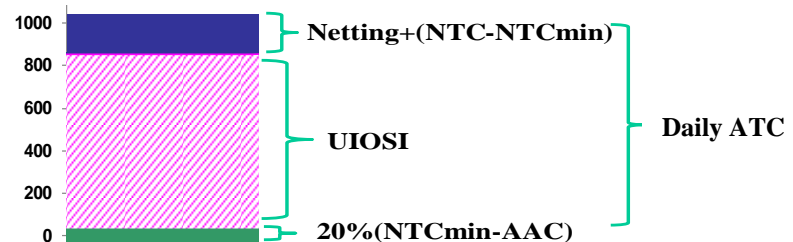
General Remarks



Transelectrica®

Societate Administrată în Sistem Dualist

- According to the agreements between Transelectrica and neighbors for year 2021 :
 - ✓ on the Bulgarian border, the bilateral coordinated allocation is done for 100% of total capacity by Transelectrica for daily auctions. Starting with 20.11.2019, implicit intraday allocation with continuous trading is organized on the Bulgarian border, due to the integration of Romanian intraday market in SIDC (Single Intra-Day Market). In the event of decoupling, no explicit intraday auctions are organized on RO – BG border; the “netting” is applied to daily and intraday allocation.
 - ✓ on the Hungarian border, starting with 20.11.2019 is organized implicit intraday allocation with continuous trading, due to the integration of Romanian intraday market in SIDC (Single Intra-Day Market). In the event of decoupling, no explicit intraday auctions are organized on RO – HU border. Implicit daily allocations are held since the CZ-SK-HU-RO day-ahead market coupling. In the event of decoupling, MAVIR is in charge with the explicit daily auctions (shadow auctions) for RO-HU border. The “netting” is applied to daily and intraday allocation.
 - ✓ on the Serbian border, the bilateral coordinated allocation, is done for 100% of total capacity by EMS (Serbia) for daily auctions and by Transelectrica for long term and intraday auctions. The “netting” is applied to daily and intraday allocation. The intraday allocation is done in six auction sessions for time intervals: 00:00-04:00, 04:00-08:00, 08:00-12:00, 12:00-16:00, 16:00-20:00, 20:00-00:00 CET.
 - ✓ *UIOSI* („use it or sell it”) principle is applied on Hungarian, Bulgarian and Serbian borders.
 - ✓ the long term auctions on Hungarian and Bulgarian borders are held by Joint Allocation Office (JAO) based on Allocation Rules for Forward Capacity Allocation (HAR) and border specific Annex. On these borders it is applied:
 - ✓ reservation of a percentage of interconnection capacity for short term auction, offered capacity being calculated as 80% of the minimum of available capacities of all periods of the month;



- Transelectrica’s auctions are held on Damas platform, with euro currency trading;
- On Romania – Bulgaria, Romania – Serbia and Romania – Hungary border, the use of the physical transport rights is performed in accordance with the m:n nomination principle, for all time horizons.

General Remarks



- Long term auction results on the Hungarian and Bulgarian borders are provide by JAO and daily auction results on the Serbian border (auction prices, allocated capacities) are provided by the respective TSO.
- Usage of allocated capacity on Ukrainian and Moldavian border is restricted by Ukrainian TSO agreement and respectively by the approval of the distribution operator of the passive consumption islands.
- Yearly auctions for 2021 were held as: import/export Hungary; import/export Bulgaria, import/export Serbia, import/export Ukraine during the period 01.01 – 31.12.2021;
- Monthly auctions for January 2021 were held as: import/export Hungary, import/export Bulgaria, import/export Serbia, import/export Ukraine for the period 01.01 – 31.01.2021.
- In January 2021 there were no auctions held on Moldavian border.

Market for Allocation of Cross-Border Capacities



Transelectrica®
Societate Administrată în Sistem Dualist

Yearly auction Results of 01 January – 31 December 2021

	Prices [euro/MWh]	Capacities [MW]					
	Resultes	TTC	NTC	ATC	Requested	Alocated	Final Rights
Hungary export							
01 January - 31 December 2021	0.55	450	350	350	3051	350	350
Hungary import							
01 January - 31 December 2021	0.83	450	350	350	2937	349	349
Bulgaria export							
01 January - 31 December 2021	0.28	500	400	400	2643	398	398
Bulgaria import							
01 January - 31 December 2021	0.15	500	400	400	2528	399	399
Serbia export							
01 January - 31 December 2021	0.27	350	250	250	1001	250	250
Serbia import							
01 January - 31 December 2021	0.47	350	250	250	1079	250	250
Ukraine export							
01 January - 31 December 2021	0.00	200	100	100	100	100	100
Ukraine import							
01 January - 31 December 2021	0.11	200	100	100	190	100	100
Moldavia export							
01 January - 31 December 2021	-	-	-	-	-	-	-
Moldavia import							
01 January - 31 December 2021	-	-	-	-	-	-	-

Note:
Requested = requested capacity that remains after automatic rejection of the offers with credit limit exceeded

Final rights = yearly allocated capacity (total value on the border and direction) after returns and withdrawals of rights (the results of non compliance with the contractual obligations).



Transelectrica®
Societate Administrată în Sistem Dualist

Market for Allocation of Cross-Border Capacities

Monthly auction Results of 01 – 31 January 2021

	Prices [euro/MWh]	Capacities [MW]								
	Results	TTC	NTC	ATC	AAC	Reserved	Offered	Requested	Allocated	Final Rights
Hungary export 01 - 31 January 2021	0.46	800	700	350	350	0	280	2385	280	630
Hungary import 01 - 31 January 2021	0.93	800	700	351	349	0	280	2804	279	628
Bulgaria export 01 - 31 January 2021	0.34	1100	1000	602	398	0	480	3215	480	878
Bulgaria import 01 - 31 January 2021	0.15	1100	1000	601	399	0	480	2787	480	879
Serbia export 01 - 31 January 2021	0.13	900	800	550	250	-	550	925	550	800
Serbia import 01 - 31 January 2021	0.35	900	800	550	250	-	550	968	550	800
Ukraine export 01 - 31 January 2021	0.05	300	200	100	100	-	100	140	100	200
Ukraine import 01 - 31 January 2021	0.12	500	400	300	100	-	300	655	300	400
Moldavia export 01 - 31 January 2021	-	-	-	-	-	-	-	-	-	-
Moldavia import 01 - 31 January 2021	-	-	-	-	-	-	-	-	-	-
RO_Vulcanesti 01 - 31 January 2021	-	-	-	-	-	-	-	-	-	-
RO_Costesti 01 - 31 January 2021	-	-	-	-	-	-	-	-	-	-
RO_Cioara 01 - 31 January 2021	-	-	-	-	-	-	-	-	-	-

Notes:

ATC values on Hungarian and Bulgarian borders are calculated before the reservation of capacity. Offered capacity includes reservation and returned capacity.

Requested = requested capacity that remains after automatic rejection of the offers with credit limit exceeded

Final rights = monthly allocated capacity + yearly allocated capacity after returns and withdrawals.

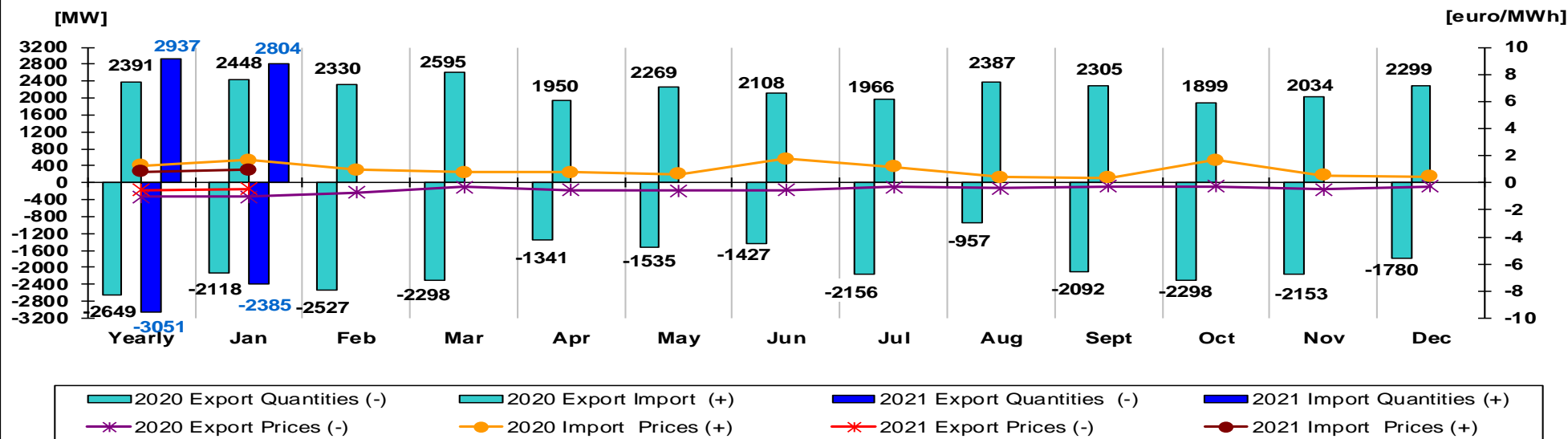
Market for Allocation of Cross-Border Capacities



Transelectrica®

Societate Administrată în Sistem Dualist

Weighted average of requested capacities correlated with auction clearing price (weighted with allocated capacities) on Hungarian border



Border	Yearly	Jan. 21	Feb.21	Mar.21	Apr.21	May 21	Jun. 21	Jul. 21	Aug. 21	Sept. 21	Oct. 21	Nov.21	Dec. 21
Hungary export	0.55	0.46											
Hungary import	0.83	0.93											

Border	Yearly	Jan. 20	Feb.20	Mar.20	Apr.20	May 20	Jun. 20	Jul. 20	Aug. 20	Sept. 20	Oct. 20	Nov.20	Dec. 20
Hungary export	1.03	1.05	0.72	0.33	0.54	0.58	0.53	0.33	0.40	0.25	0.25	0.49	0.29
Hungary import	1.28	1.67	0.96	0.78	0.77	0.64	1.77	1.18	0.43	0.38	1.67	0.55	0.44

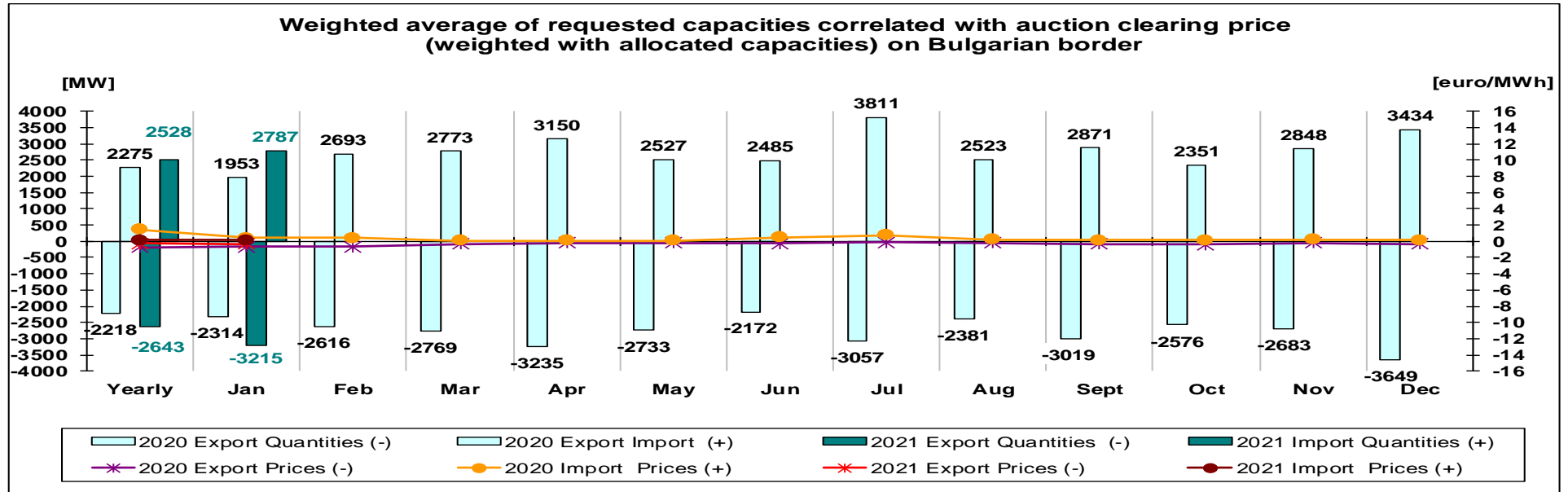
- Compared with previous year, in January 2021 the auction price decreased on export direction, while offered capacity and requested capacity were higher. On import direction, monthly auction price decreased compared with similar period of previous year, while offered capacity did not vary and requested capacity was higher.

Market for Allocation of Cross-Border Capacities



Transelectrica®

Societate Administrată în Sistem Dualist



Border	Yearly	Jan. 21	Feb.21	Mar.21	Apr.21	May 21	Jun. 21	Jul. 21	Aug. 21	Sept. 21	Oct. 21	Nov.21	Dec. 21
Bulgaria export	0.28	0.34											
Bulgaria import	0.15	0.15											

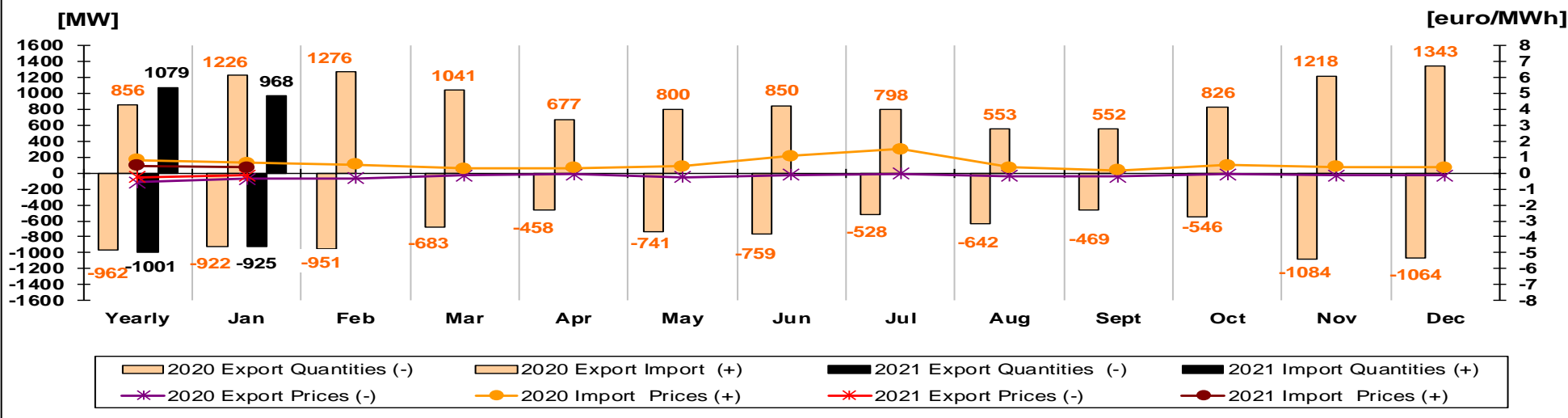
Border	Yearly	Jan. 20	Feb.20	Mar.20	Apr.20	May 20	Jun. 20	Jul. 20	Aug. 20	Sept. 20	Oct. 20	Nov.20	Dec. 20
Bulgaria export	0.77	0.71	0.68	0.35	0.18	0.19	0.25	0.14	0.20	0.33	0.38	0.18	0.32
Bulgaria import	1.43	0.41	0.40	0.09	0.07	0.09	0.51	0.73	0.24	0.14	0.12	0.21	0.14

- Compared with previous year, in January 2021 the auction price decreased on export direction, while offered capacity and requested capacity were higher. On import direction, monthly auction price decreased compared with similar period of previous year, while offered capacity and requested capacity were higher.

Market for Allocation of Cross-Border Capacities



Weighted average of requested capacities correlated with auction clearing price (weighted with allocated capacities) on Serbian border



Border	Yearly	Jan. 21	Feb.21	Mar.21	Apr.21	May 21	Jun. 21	Jul. 21	Aug. 21	Sept. 21	Oct. 21	Nov.21	Dec. 21
Serbia export	0.27	0.13											
Serbia import	0.47	0.35											

Border	Yearly	Jan. 20	Feb.20	Mar.20	Apr.20	May 20	Jun. 20	Jul. 20	Aug. 20	Sept. 20	Oct. 20	Nov.20	Dec. 20
Serbia export	0.56	0.36	0.32	0.13	0.07	0.24	0.12	0.05	0.16	0.22	0.07	0.16	0.13
Serbia import	0.82	0.66	0.52	0.29	0.32	0.43	1.08	1.50	0.35	0.17	0.51	0.41	0.37

- Compared with previous year, in January 2021 the auction price decreased on export direction, while offered capacity was higher and requested capacity did not vary. On import direction monthly auction price decreased, while offered capacity was higher and requested capacity was lower.

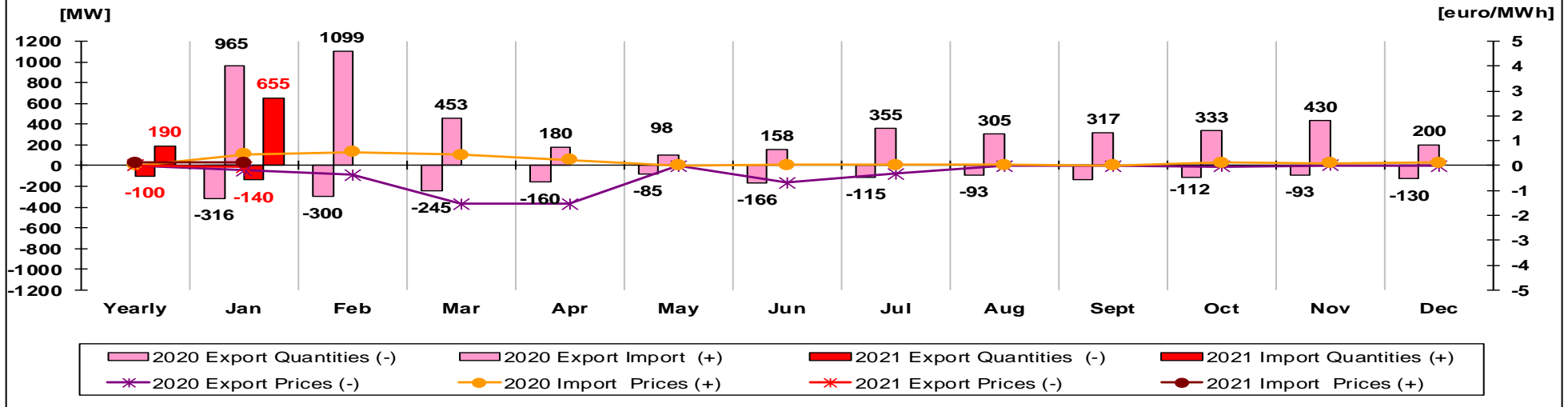
Market for Allocation of Cross-Border Capacities



Transelectrica®

Societate Administrată în Sistem Dualist

Weighted average of requested capacities correlated with auction clearing price (weighted with allocated capacities) on Ukrainian border



Border	Yearly	Jan. 21	Feb.21	Mar.21	Apr.21	May 21	Jun. 21	Jul. 21	Aug. 21	Sept. 21	Oct. 21	Nov.21	Dec. 21
Ukraine export	0.00	0.05											
Ukraine import	0.11	0.12											

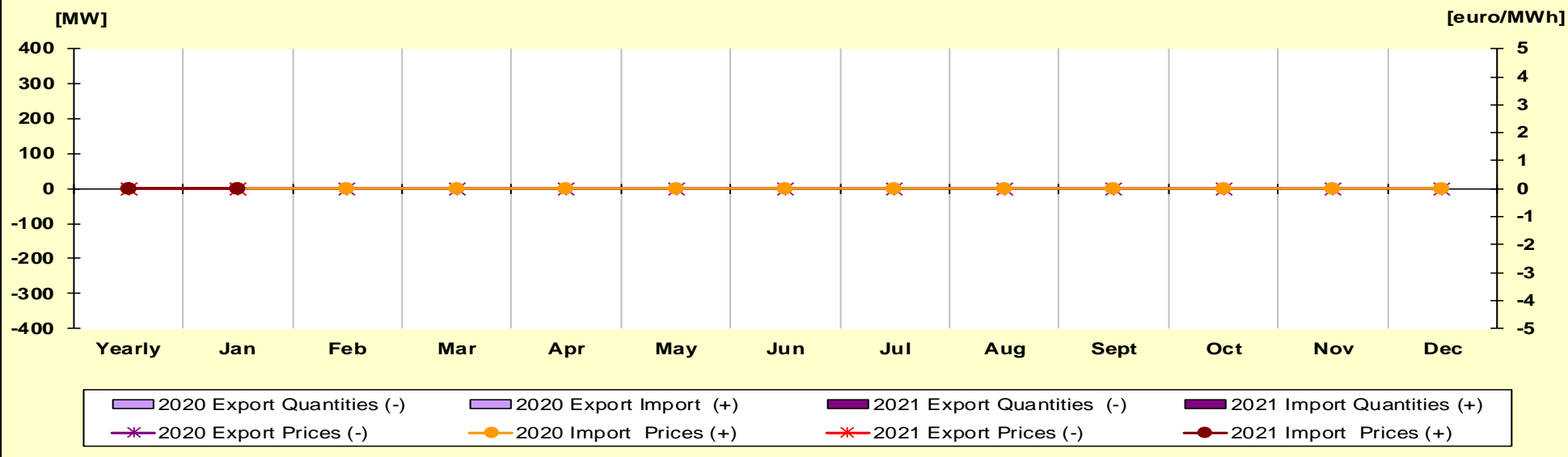
Border	Yearly	Jan. 20	Feb.20	Mar.20	Apr.20	May 20	Jun. 20	Jul. 20	Aug. 20	Sept. 20	Oct. 20	Nov.20	Dec. 20
Ukraine export	-	0.20	0.37	1.55	1.55	0.02	0.69	0.32	0.01	0.02	0.04	0.00	0.02
Ukraine import	-	0.45	0.55	0.44	0.23	0.02	0.03	0.02	0.02	0.02	0.12	0.09	0.11

- Compared with previous year, in January 2021 the auction price decreased on import direction, while offered capacity and requested capacity were lower. On export direction monthly auction price was close to zero, while offered capacity and requested capacity were lower than in January 2020.

Market for Allocation of Cross-Border Capacities



Weighted average of requested capacities correlated with auction clearing price (weighted with allocated capacities) on Moldavian border



Border	Yearly	Jan. 21	Feb.21	Mar.21	Apr.21	May 21	Jun. 21	Jul. 21	Aug. 21	Sept. 21	Oct. 21	Nov.21	Dec. 21
Moldavia export	-	-											
Moldavia import	-	-											

Border	Yearly	Jan. 20	Feb.20	Mar.20	Apr.20	May 20	Jun. 20	Jul. 20	Aug. 20	Sept. 20	Oct. 20	Nov.20	Dec. 20
Moldavia export	-	-	-	-	-	-	-	-	-	-	-	-	-
Moldavia import	-	-	-	-	-	-	-	-	-	-	-	-	-

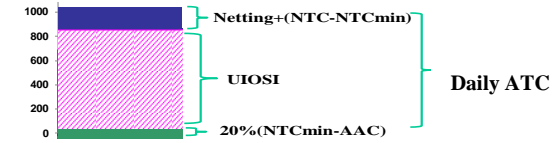


Transelectrica®
Societate Administrată în Sistem Dualist

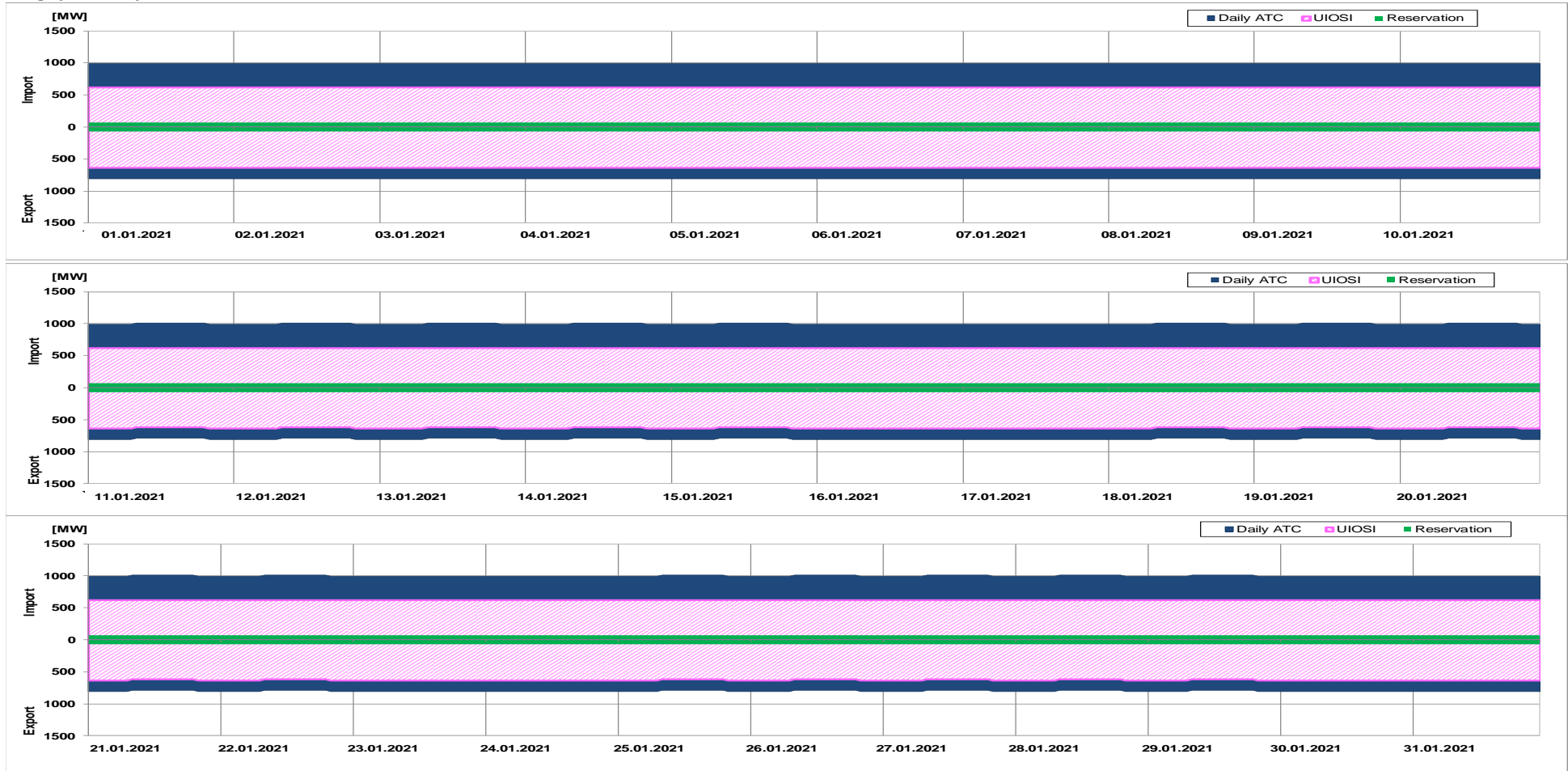
Market for Allocation of Cross-Border Capacities

Daily implicit Auctions on Romanian – Hungarian border

Reserved Capacity [MW] average value		Unused Capacity [MW] average value	
RO-HU	HU-RO	RO-HU	HU-RO
70	71	625	619



Hungary January 2021



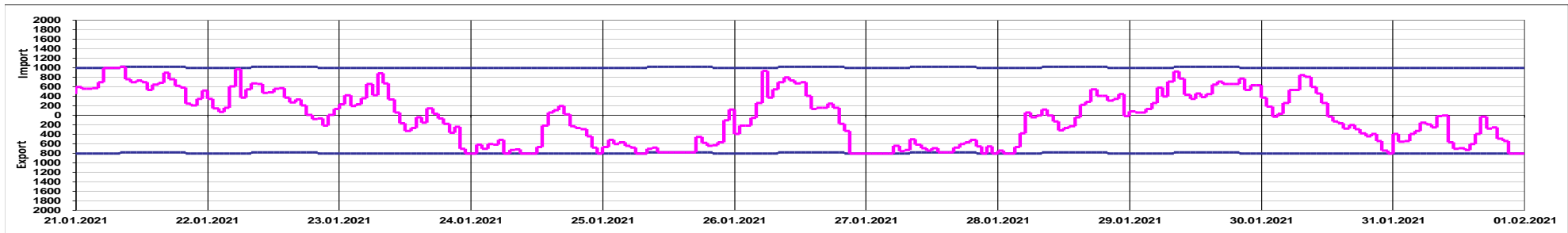
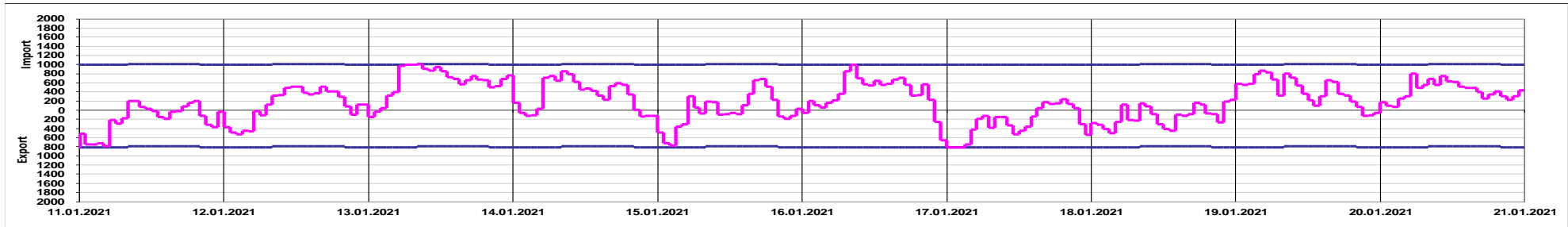
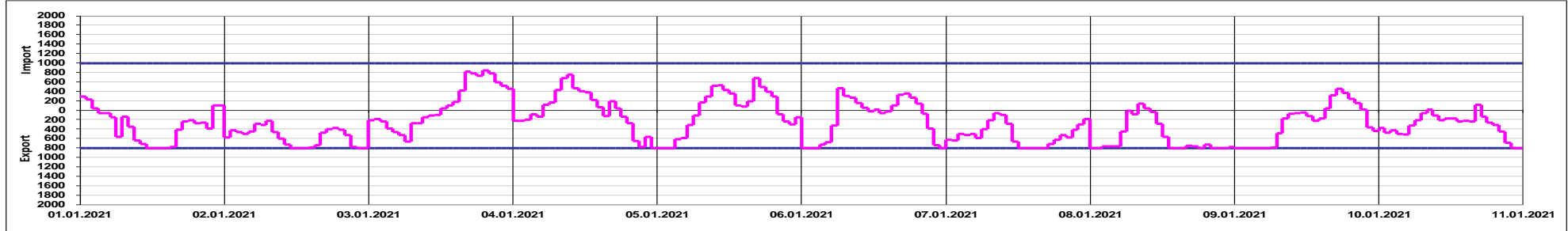


Transelectrica®
Societate Administrată în Sistem Dualist

Market for Allocation of Cross-Border Capacities

Daily implicit Auctions on Romanian – Hungarian border

Hungary January 2021



Offered Capacity on Daily Auction [MW]

Net Position Border RO - HU [MWh]

Public



Transelectrica®
Societate Administrată în Sistem Dualist

Market for Allocation of Cross-Border Capacities

Daily implicit Auctions on Romanian – Hungarian border

DAM Prices RO [Euro/MWh]

Day	1	2	3	4	5	6	7	8	9	10	11	12	13	14	15	16	17	18	19	20	21	22	23	24	Max
1	45.54	41.59	40.05	36.90	34.47	32.82	27.70	15.00	8.43	20.77	27.70	30.22	29.01	28.52	34.47	43.06	49.33	54.81	55.00	55.00	54.74	51.50	51.25	46.83	55.00
2	44.10	38.54	38.08	37.10	36.88	37.20	40.56	45.20	49.67	55.43	57.33	57.09	55.00	53.33	55.00	56.32	63.10	67.49	66.99	63.45	57.92	53.25	49.02	36.55	67.49
3	39.01	28.55	20.41	23.91	20.00	26.04	28.78	34.50	37.50	39.01	41.20	43.51	43.04	42.34	42.90	42.90	50.83	52.73	54.02	53.39	49.49	43.11	40.00	31.21	54.02
4	28.14	23.92	21.20	20.99	26.93	31.00	43.20	55.04	64.40	66.69	65.41	63.88	63.05	60.77	59.51	61.40	66.55	70.40	68.91	65.07	62.30	52.96	49.16	40.82	70.40
5	30.80	30.19	20.54	19.69	29.73	37.40	46.86	58.72	62.43	65.48	64.15	63.99	64.20	63.65	62.00	62.18	67.56	70.62	67.51	60.06	53.44	48.39	48.20	42.60	70.62
6	21.93	20.06	20.58	21.52	31.93	43.51	46.62	51.91	57.39	61.10	60.59	63.28	60.10	59.97	58.00	60.03	64.00	65.47	64.84	61.00	58.19	53.00	50.28	39.93	65.47
7	38.99	28.03	21.24	22.13	29.17	47.56	63.09	72.75	80.00	81.17	80.95	80.00	67.54	56.35	53.98	62.99	78.14	93.82	90.00	82.00	72.00	64.13	60.08	50.68	93.82
8	44.97	42.92	38.06	37.38	45.28	53.78	66.43	83.50	97.95	100.04	99.72	98.45	97.40	92.18	72.07	73.00	90.01	100.00	95.50	81.07	69.41	57.63	57.08	49.10	100.04
9	22.39	9.88	9.88	4.75	9.88	23.57	49.95	53.20	57.30	63.07	65.00	65.07	65.00	63.44	62.48	63.94	71.97	77.93	75.95	73.91	68.32	60.20	56.56	51.13	77.93
10	45.30	35.57	31.83	32.85	32.85	35.04	36.32	38.06	44.80	50.50	51.85	55.03	53.83	50.87	50.00	50.00	54.77	61.20	61.35	59.95	56.17	51.32	42.91	8.21	61.35
11	32.86	28.54	24.65	19.28	27.84	35.43	50.50	57.08	65.67	66.88	65.46	61.56	61.00	60.98	60.12	65.16	72.07	77.67	69.18	64.67	59.04	51.54	50.50	41.97	77.67
12	41.39	36.96	32.99	32.85	35.02	43.30	55.24	69.76	77.18	80.14	72.31	70.49	68.45	68.00	68.23	70.43	80.49	87.78	85.74	81.91	69.60	62.62	55.03	44.98	87.78
13	40.85	37.74	36.74	35.91	39.46	47.01	56.37	71.65	80.48	76.57	69.02	63.98	62.89	62.77	64.60	67.04	74.62	78.84	77.91	71.86	66.93	56.91	53.85	45.46	80.48
14	49.14	47.09	44.89	44.92	48.50	51.62	61.68	75.82	82.91	85.98	84.50	85.03	83.97	82.00	82.63	85.00	90.82	97.90	96.00	87.02	75.50	67.00	62.51	56.26	97.90
15	54.12	52.68	51.21	49.51	49.65	53.94	65.45	90.10	100.02	100.00	98.90	96.45	92.47	89.56	89.82	88.00	94.04	104.99	99.96	94.80	84.50	68.53	65.98	62.96	104.99
16	51.30	50.12	48.86	48.27	47.78	47.51	48.25	51.96	58.06	61.95	62.40	61.57	57.91	55.12	53.80	54.75	58.31	65.36	66.67	61.01	54.61	49.00	49.00	45.90	66.67
17	45.57	44.32	44.32	44.34	44.00	43.92	43.60	46.21	48.12	53.33	55.51	57.08	56.30	54.02	52.92	53.75	62.06	69.56	70.54	67.98	62.78	56.29	54.34	50.97	70.54
18	49.65	47.60	46.91	46.05	47.20	50.03	60.94	73.80	77.05	77.02	72.21	71.51	69.56	70.20	69.56	72.69	87.00	94.07	84.70	82.80	77.00	67.98	63.03	51.00	94.07
19	49.00	47.20	44.94	44.06	46.81	53.35	68.35	123.31	97.11	92.25	81.62	74.65	72.41	71.92	71.61	75.45	78.57	89.66	85.62	77.87	72.82	66.40	60.99	49.65	123.31
20	47.00	47.00	44.00	42.16	47.00	52.13	65.45	74.14	83.59	76.27	71.22	68.12	65.65	65.27	64.88	64.49	69.55	77.29	75.48	67.97	64.07	60.77	57.04	47.12	83.59
21	47.01	43.00	39.23	40.21	42.92	50.88	58.84	69.55	72.40	71.60	64.01	63.60	61.41	59.40	60.81	60.93	62.47	68.70	67.50	64.00	62.35	55.44	53.11	44.00	72.40
22	43.06	37.39	32.77	30.33	35.68	44.15	56.50	63.96	65.45	65.45	61.00	61.69	59.81	58.46	58.00	58.85	61.00	64.70	63.25	61.00	57.57	52.25	48.94	42.88	65.45
23	47.57	44.27	43.01	41.85	42.53	44.00	45.96	49.76	53.35	56.74	58.00	58.77	57.05	54.69	52.47	53.00	58.49	65.46	65.59	61.50	57.07	52.25	50.02	41.22	65.59
24	36.60	27.37	34.67	34.00	33.94	36.07	34.47	40.31	42.31	44.93	47.00	50.06	50.27	46.25	45.56	47.17	52.40	58.75	61.86	60.49	55.75	51.68	51.62	44.11	61.86
25	38.02	24.14	19.98	19.98	25.06	43.52	58.88	65.38	79.19	80.67	70.09	71.60	69.55	65.45	63.01	63.01	71.35	79.95	80.57	76.00	66.04	58.00	53.34	46.83	80.67
26	45.61	41.67	41.50	41.32	42.30	45.54	57.47	69.48	76.25	77.10	72.21	71.02	68.15	65.10	63.99	64.37	68.48	72.00	70.40	66.15	61.05	51.51	47.62	34.67	77.10
27	40.42	35.90	29.50	30.36	38.36	48.25	55.30	67.50	71.00	71.00	69.98	69.34	67.48	64.65	64.30	65.44	68.49	73.33	71.00	65.20	62.64	53.85	53.94	46.00	73.33
28	44.91	41.03	40.41	39.96	41.00	44.50	51.54	62.50	65.61	65.42	64.05	63.76	62.78	60.10	58.70	58.89	61.45	65.81	66.42	63.00	58.10	53.12	51.27	47.23	66.42
29	43.89	41.33	39.04	37.03	38.07	41.89	49.17	58.47	65.34	65.99	65.00	62.43	57.40	56.29	53.93	53.08	57.70	60.33	60.21	58.00	52.44	47.31	45.30	41.14	65.99
30	38.70	35.77	34.71	33.35	32.94	34.70	37.45	41.81	47.02	52.26	54.14	54.39	52.94	49.75	48.23	49.82	53.53	58.55	59.55	56.30	50.96	46.08	44.58	36.31	59.55
31	40.75	37.62	35.98	34.88	36.10	36.98	36.77	38.73	42.45	45.94	47.27	48.52	46.16	43.00	42.88	44.49	49.98	58.40	61.00	58.33	54.84	49.26	40.42	30.16	61.00

Average **55.68 EUR/MWh**

January 2021



Transelectrica®
Societate Administrată în Sistem Dualist

Market for Allocation of Cross-Border Capacities

Daily implicit Auctions on Romanian – Hungarian border

Congestion Prices [Euro/MWh]

Day	1	2	3	4	5	6	7	8	9	10	11	12	13	14	15	16	17	18	19	20	21	22	23	24	Max	
1	-	-	-	-	-	-	-	-	-	-	-	8.69	12.77	12.78	8.27	-	-	-	-	-	-	-	-	-	-	12.78
2	-	-	-	-	-	-	-	-	-	-	-	0.31	1.90	1.97	-	-	-	-	-	-	-	-	3.76	11.53	11.53	
3	-	-	-	-	-	-	-	-	-	-	-	-	-	-	-	-	-	-	-	-	-	-	-	-	-	0.00
4	-	-	-	-	-	-	-	-	-	-	-	-	-	-	-	-	-	-	-	-	-	-	-	3.08	3.08	
5	6.68	5.09	3.43	-	-	-	-	-	-	-	-	-	-	-	-	-	-	-	-	-	-	-	-	-	-	6.68
6	21.17	15.56	9.73	-	-	-	-	-	-	-	-	-	-	-	-	-	-	-	-	-	-	-	-	7.95	21.17	
7	-	-	-	-	-	-	-	-	-	-	-	-	11.47	21.98	24.52	17.01	9.19	-	-	-	-	-	-	-	-	24.52
8	4.13	4.32	-	-	-	-	-	-	-	-	-	-	-	-	15.88	14.00	-	-	-	-	0.59	5.16	2.44	-	15.88	
9	24.62	22.63	20.16	11.85	9.06	6.59	-	-	-	-	-	-	-	-	-	-	-	-	-	-	-	-	-	-	-	24.62
10	-	-	-	-	-	-	-	-	-	-	-	-	-	-	-	-	-	-	-	-	-	-	-	4.79	33.89	33.89
11	-	-	-	-	-	-	-	-	-	-	-	-	-	-	-	-	-	-	-	-	-	-	-	-	-	0.00
12	-	-	-	-	-	-	-	-	-	-	-	-	-	-	-	-	-	-	-	-	-	-	-	-	-	0.00
13	-	-	-	-	-	-	0.40	1.63	2.48	-	-	-	-	-	-	-	-	-	-	-	-	-	-	-	-	2.48
14	-	-	-	-	-	-	-	-	-	-	-	-	-	-	-	-	-	-	-	-	-	-	-	-	-	0.00
15	-	-	-	-	-	-	-	-	-	-	-	-	-	-	-	-	-	-	-	-	-	-	-	-	-	0.00
16	-	-	-	-	-	-	-	-	0.56	-	-	-	-	-	-	-	-	-	-	-	-	-	-	-	-	0.56
17	2.62	2.34	1.45	-	-	-	-	-	-	-	-	-	-	-	-	-	-	-	-	-	-	-	-	-	-	2.62
18	-	-	-	-	-	-	-	-	-	-	-	-	-	-	-	-	-	-	-	-	-	-	-	-	-	0.00
19	-	-	-	-	-	-	-	-	-	-	-	-	-	-	-	-	-	-	-	-	-	-	-	-	-	0.00
20	-	-	-	-	-	-	-	-	-	-	-	-	-	-	-	-	-	-	-	-	-	-	-	-	-	0.00
21	-	-	-	-	-	2.70	-	1.60	-	-	-	-	-	-	-	-	-	-	-	-	-	-	-	-	-	2.70
22	-	-	-	-	-	-	-	-	-	-	-	-	-	-	-	-	-	-	-	-	-	-	-	-	-	0.00
23	-	-	-	-	-	-	-	-	-	-	-	-	-	-	-	-	-	-	-	-	-	-	-	-	4.87	4.87
24	1.46	-	-	-	-	-	2.51	-	-	1.23	2.80	1.94	-	-	-	-	-	-	-	-	-	-	-	0.10	2.80	
25	-	-	-	-	-	-	1.61	12.21	-	-	6.92	3.14	1.67	3.88	4.69	5.37	-	-	-	-	-	-	-	-	-	12.21
26	-	-	-	-	-	-	-	-	-	-	-	-	-	-	-	-	-	-	-	-	-	1.49	3.34	10.04	10.04	
27	5.81	7.45	10.74	9.84	1.88	-	-	-	-	-	-	-	-	0.65	0.69	1.05	-	-	-	-	-	0.49	-	1.36	10.74	
28	-	2.07	1.00	-	-	-	-	-	-	-	-	-	-	-	-	-	-	-	-	-	-	-	-	-	-	2.07
29	-	-	-	-	-	-	-	-	-	-	-	-	-	-	-	-	-	-	-	-	-	-	-	-	-	0.00
30	-	-	-	-	-	-	-	-	-	-	-	-	-	-	-	-	-	-	-	-	-	-	-	-	4.18	4.18
31	-	-	-	-	-	-	-	-	-	-	-	-	-	-	-	-	-	-	-	-	-	0.45	8.12	14.07	14.07	

Average 6.92 EUR/MWh

January 2021

Public

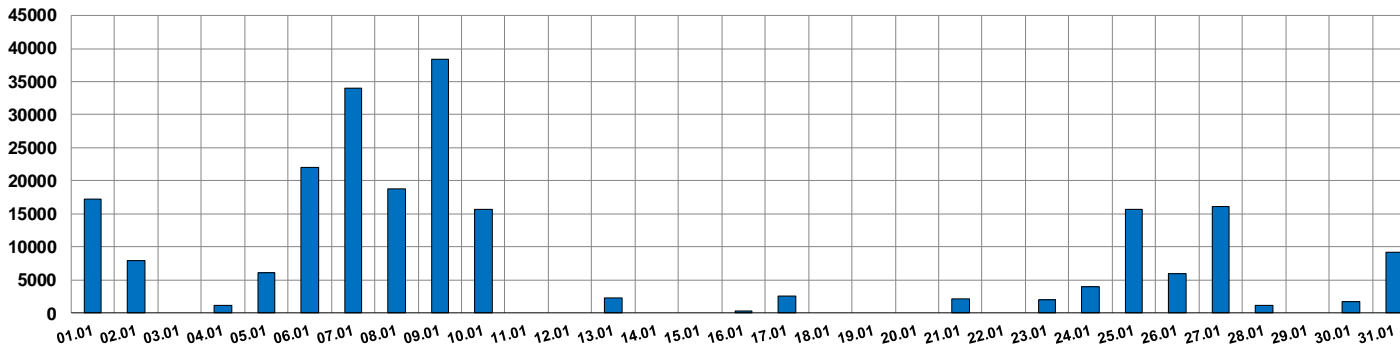


Transelectrica®
Societate Administrată în Sistem Dualist

Market for Allocation of Cross-Border Capacities

Daily implicit Auctions on Romanian – Hungarian border

Congestion Income RO



Day	Congestion Income border RO-HU [Euro]	Congestion Income RO [Euro]
01.01	34391	17195
02.01	15751	7876
03.01	0	0
04.01	2492	1246
05.01	12297	6148
06.01	44018	22009
07.01	68094	34047
08.01	37635	18817
09.01	76782	38391
10.01	31292	15646
11.01	0	0
12.01	0	0
13.01	4519	2260
14.01	0	0
15.01	0	0
16.01	555	277
17.01	5186	2593
18.01	0	0
19.01	0	0
20.01	0	0
21.01	4261	2131
22.01	0	0
23.01	3940	1970
24.01	8122	4061
25.01	31434	15717
26.01	12030	6015
27.01	32280	16140
28.01	2484	1242
29.01	0	0
30.01	3382	1691
31.01	18316	9158
Total	449258	224629

Daily Income [Euro]		Remuneration UIOSI [Euro]	
RO-HU	HU-RO	RO-HU	HU-RO
439923	9335	342461	5800
449258		348261	

TSO Income (Z-R) [Euro]	RO TSO Income (Z-R) [Euro]
100997	50499

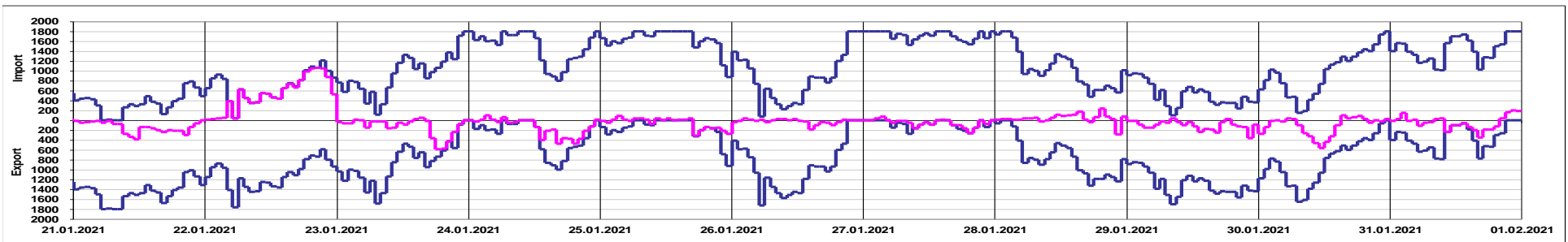
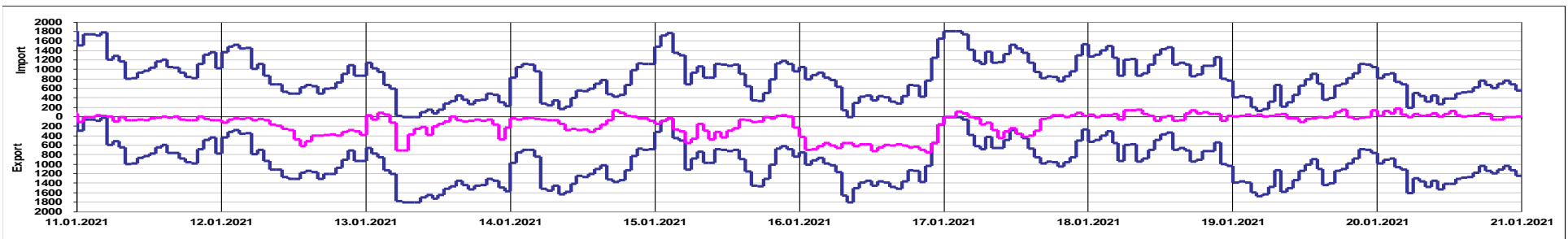
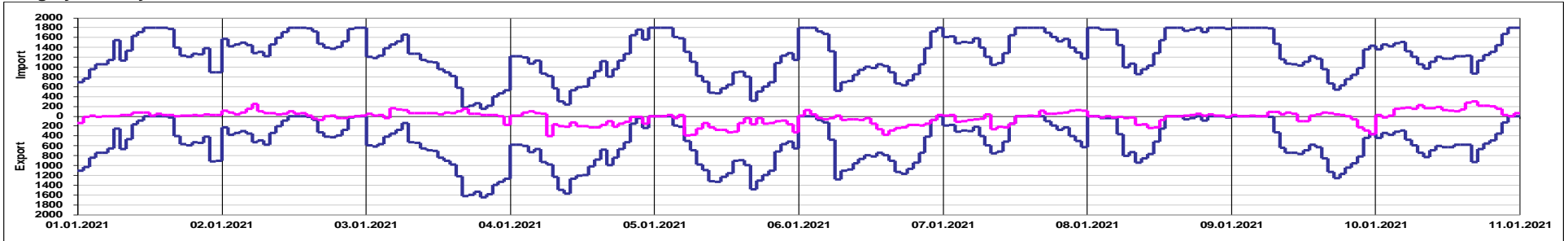


Transelectrica®
Societate Administrată în Sistem Dualist

Market for Allocation of Cross-Border Capacities

Implicit Intraday Auctions on Romanian – Hungarian border

Hungary January 2021



Offered Capacity on Intraday Auction [MW]

Net Position border RO - HU [MWh]

Public

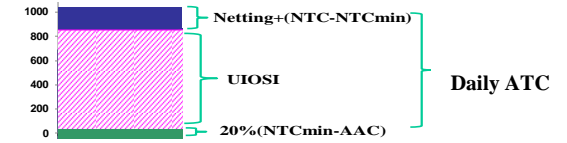


Transelectrica®
Societate Administrată în Sistem Dualist

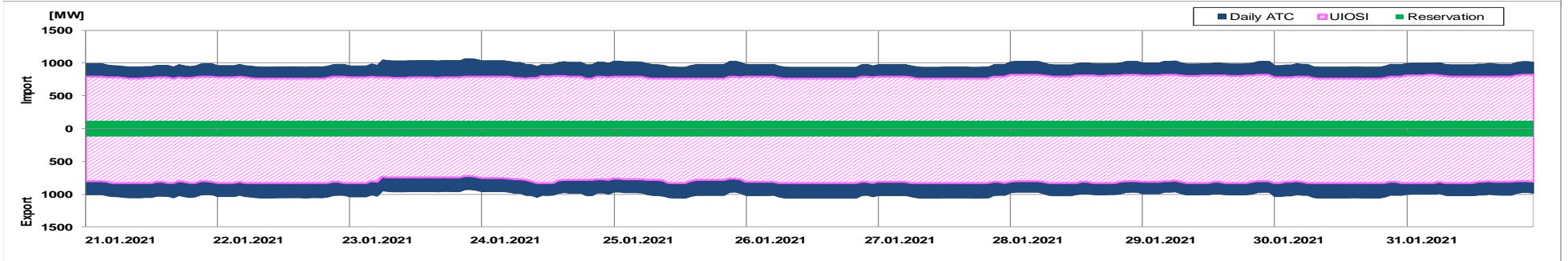
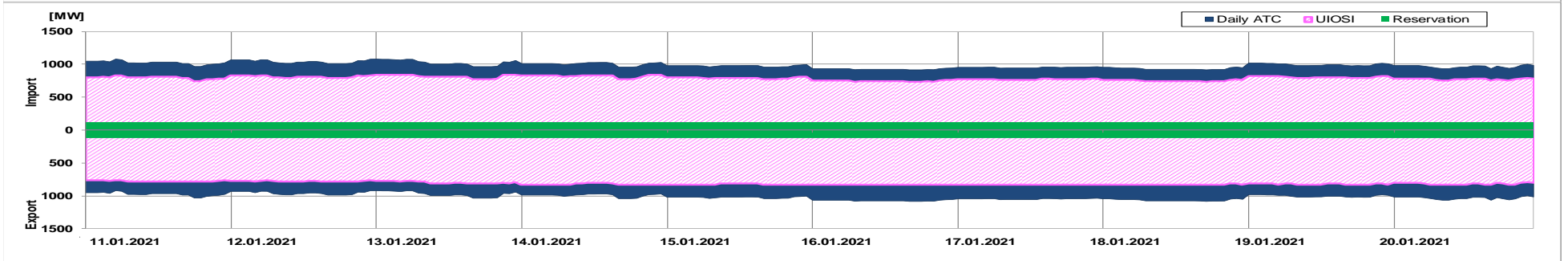
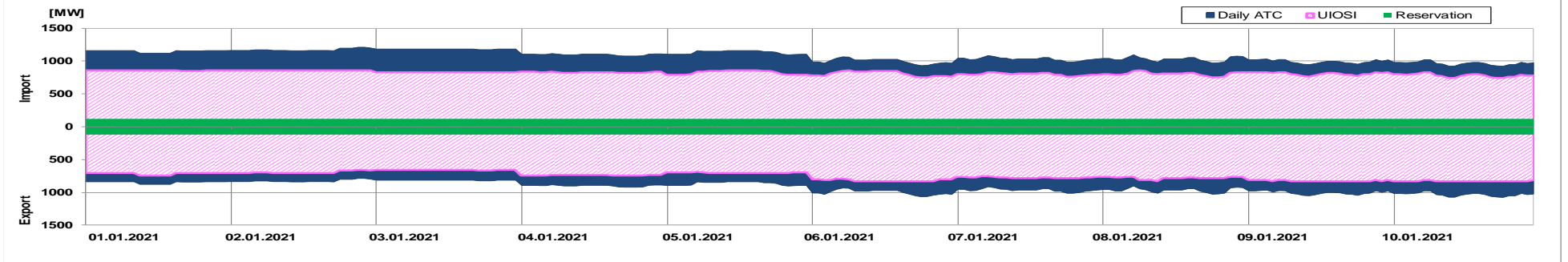
Market for Allocation of Cross-Border Capacities

Daily Auctions on Romanian – Bulgarian border

Reserved Capacity [MW] average value		Unused Capacity [MW] average value	
RO-BG	BG-RO	RO-BG	BG-RO
121	121	786	801



Bulgaria January 2021





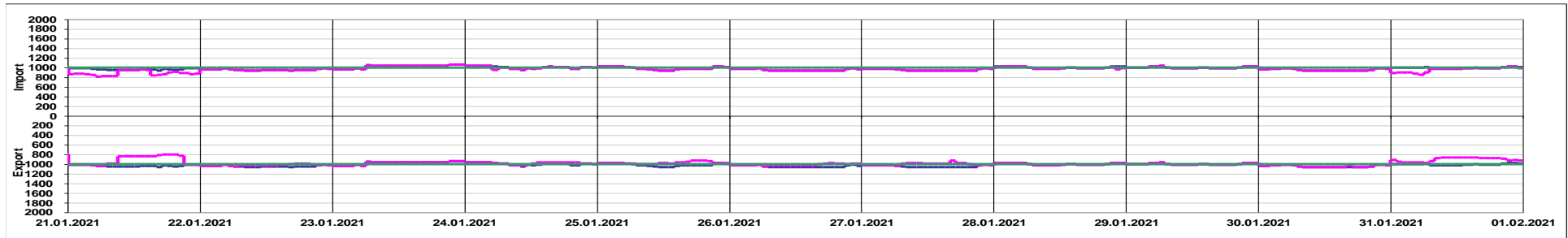
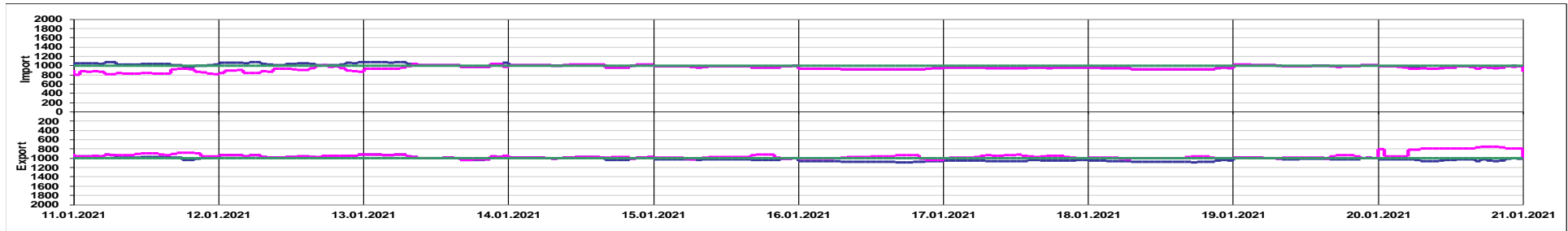
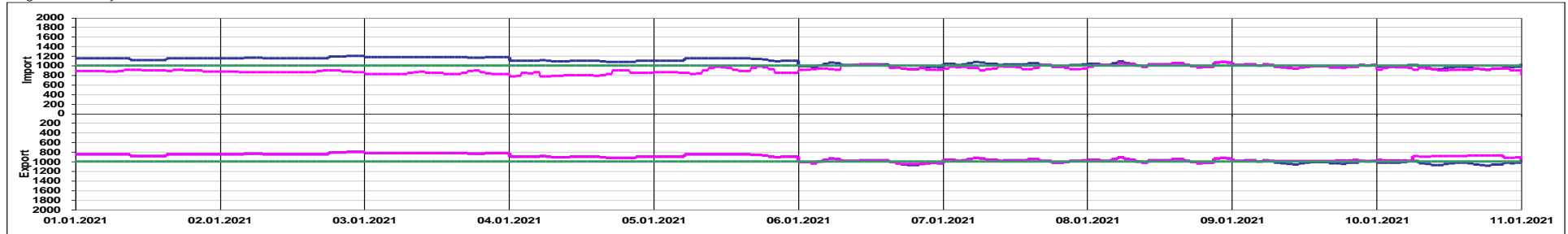
Transelectrica®

Societate Administrată în Sistem Dualist

Market for Allocation of Cross-Border Capacities

Daily Auctions on Romanian – Bulgarian border

Bulgaria January 2021



Offered Capacity on Daily Auction Import (+) / Export (-) [MW]

Allocated Capacity on Daily Auction Import (+) / Export (-) [MW]

Net Transfer Capacity (NTC) Import (+) / Export (-) [MW]

Public

Market for Allocation of Cross-Border Capacities

Daily Auctions on Romanian – Bulgarian border



Auction Price [Euro/MWh] – Export

Day	1	2	3	4	5	6	7	8	9	10	11	12	13	14	15	16	17	18	19	20	21	22	23	24	Max
1	0.10	0.10	0.10	0.05	0.05	0.05	0.10	0.10	0.10	0.04	0.05	0.05	0.05	0.05	0.05	0.05	0.10	0.10	0.10	0.10	0.10	0.10	0.10	0.10	0.10
2	0.21	0.21	0.21	0.21	0.21	0.21	0.21	0.21	0.16	0.16	0.16	0.16	0.16	0.21	0.21	0.21	0.21	0.08	0.16	0.21	0.31	0.31	0.29	0.26	0.31
3	0.72	0.97	0.97	0.97	1.00	1.00	0.97	0.97	0.75	0.75	0.75	0.75	0.98	0.98	0.98	0.98	0.75	0.69	0.69	0.69	0.75	0.97	0.75	0.75	1.00
4	0.15	0.15	0.31	0.31	0.31	0.17	0.15	0.15	0.15	0.09	0.09	0.09	0.09	0.09	0.15	0.15	0.24	0.21	0.21	0.21	0.24	0.21	0.24	0.28	0.31
5	0.10	0.10	0.10	0.10	0.10	0.36	0.24	0.10	0.10	0.10	0.10	0.10	0.10	0.10	0.10	0.10	0.11	0.11	0.27	0.20	0.23	0.24	0.36	0.36	0.36
6	0.03	0.03	0.03	0.05	0.10	0.11	0.10	0.03	0.03	0.03	0.03	0.04	0.05	0.05	0.05	0.03	0.02	0.00	0.00	0.00	0.01	0.01	0.02	0.01	0.11
7	0.22	0.10	0.10	0.10	0.22	0.25	0.18	0.05	0.05	0.03	0.04	0.04	0.04	0.05	0.05	0.05	0.03	0.02	0.02	0.02	0.02	0.03	0.03	0.03	0.25
8	0.06	0.09	0.09	0.07	0.09	0.10	0.06	0.02	0.02	0.02	0.02	0.02	0.02	0.02	0.02	0.02	0.02	0.01	0.01	0.01	0.02	0.02	0.05	0.05	0.10
9	0.01	0.01	0.01	0.01	0.01	0.02	0.01	0.00	0.00	0.00	0.00	0.00	0.00	0.00	0.00	0.00	0.00	0.00	0.00	0.00	0.00	0.01	0.00	0.00	0.02
10	0.00	0.00	0.00	0.00	0.00	0.01	0.00	0.00	0.00	0.00	0.00	0.00	0.00	0.00	0.00	0.00	0.00	0.00	0.00	0.00	0.00	0.00	0.00	0.00	0.01
11	0.01	0.02	0.02	0.02	0.02	0.02	0.02	0.00	0.00	0.00	0.00	0.00	0.00	0.00	0.00	0.00	0.00	0.00	0.00	0.00	0.00	0.00	0.00	0.00	0.02
12	0.23	0.31	0.31	0.33	0.05	0.10	0.02	0.01	0.01	0.01	0.01	0.01	0.01	0.01	0.01	0.01	0.00	0.00	0.00	0.00	0.00	0.01	0.01	0.01	0.33
13	0.16	0.16	0.15	0.15	0.16	0.22	0.10	0.06	0.05	0.05	0.02	0.02	0.02	0.02	0.05	0.05	0.02	0.02	0.00	0.00	0.00	0.06	0.06	0.06	0.22
14	0.09	0.09	0.05	0.05	0.05	0.09	0.09	0.05	0.02	0.02	0.02	0.02	0.02	0.02	0.02	0.02	0.00	0.00	0.00	0.00	0.02	0.05	0.06	0.06	0.09
15	0.00	0.00	0.00	0.00	0.00	0.00	0.00	0.00	0.00	0.00	0.00	0.00	0.00	0.00	0.00	0.00	0.00	0.00	0.00	0.00	0.00	0.00	0.00	0.00	0.01
16	0.00	0.00	0.00	0.00	0.00	0.00	0.00	0.00	0.00	0.00	0.00	0.00	0.00	0.00	0.00	0.00	0.00	0.00	0.00	0.00	0.00	0.00	0.00	0.00	0.00
17	0.00	0.00	0.00	0.00	0.00	0.00	0.00	0.00	0.00	0.00	0.00	0.00	0.00	0.00	0.00	0.00	0.00	0.00	0.00	0.00	0.00	0.00	0.00	0.00	0.00
18	0.00	0.00	0.00	0.00	0.00	0.00	0.00	0.00	0.00	0.00	0.00	0.00	0.00	0.00	0.00	0.00	0.00	0.00	0.00	0.00	0.00	0.00	0.00	0.00	0.00
19	0.02	0.09	0.09	0.09	0.09	0.09	0.02	0.05	0.00	0.00	0.00	0.00	0.00	0.00	0.00	0.06	0.00	0.00	0.00	0.00	0.00	0.00	0.02	0.02	0.09
20	0.00	0.00	0.00	0.00	0.00	0.00	0.00	0.00	0.00	0.00	0.00	0.00	0.00	0.00	0.00	0.00	0.00	0.00	0.00	0.00	0.00	0.00	0.00	0.00	0.00
21	0.05	0.05	0.05	0.05	0.03	0.03	0.03	0.00	0.00	0.00	0.00	0.00	0.00	0.00	0.00	0.00	0.00	0.00	0.00	0.00	0.00	0.02	0.02	0.02	0.05
22	0.05	0.05	0.05	0.05	0.05	0.05	0.03	0.00	0.00	0.00	0.00	0.00	0.00	0.00	0.00	0.00	0.00	0.00	0.00	0.00	0.00	0.02	0.02	0.02	0.05
23	0.06	0.06	0.06	0.06	0.06	0.06	0.06	0.05	0.05	0.05	0.05	0.05	0.05	0.05	0.05	0.05	0.02	0.02	0.05	0.05	0.05	0.09	0.10	0.12	0.12
24	0.12	0.12	0.26	0.26	0.12	0.18	0.09	0.05	0.02	0.02	0.00	0.02	0.00	0.00	0.00	0.00	0.00	0.00	0.00	0.00	0.00	0.04	0.05	0.04	0.26
25	0.05	0.05	0.04	0.04	0.04	0.03	0.00	0.00	0.00	0.00	0.00	0.00	0.00	0.00	0.00	0.00	0.00	0.00	0.00	0.00	0.00	0.03	0.03	0.00	0.05
26	0.04	0.04	0.04	0.04	0.04	0.04	0.04	0.00	0.00	0.00	0.00	0.00	0.00	0.00	0.00	0.00	0.00	0.00	0.00	0.00	0.00	0.00	0.00	0.00	0.04
27	0.04	0.04	0.04	0.04	0.04	0.04	0.04	0.00	0.00	0.00	0.00	0.00	0.00	0.00	0.00	0.00	0.00	0.00	0.00	0.00	0.00	0.05	0.06	0.06	0.06
28	0.18	0.18	0.18	0.18	0.18	0.12	0.07	0.05	0.05	0.05	0.05	0.05	0.05	0.05	0.05	0.06	0.05	0.07	0.07	0.07	0.08	0.09	0.12	0.16	0.18
29	0.11	0.14	0.14	0.14	0.14	0.10	0.14	0.10	0.10	0.05	0.05	0.04	0.04	0.05	0.05	0.04	0.03	0.05	0.05	0.05	0.05	0.07	0.07	0.07	0.14
30	0.07	0.07	0.07	0.07	0.08	0.08	0.07	0.05	0.05	0.04	0.03	0.02	0.02	0.02	0.02	0.02	0.00	0.05	0.05	0.05	0.05	0.05	0.06	0.07	0.08
31	0.00	0.00	0.00	0.00	0.00	0.00	0.00	0.00	0.00	0.00	0.00	0.00	0.00	0.00	0.00	0.00	0.00	0.00	0.00	0.00	0.00	0.00	0.00	0.00	0.00

Bulgaria January 2021



Transelectrica®
Societate Administrată în Sistem Dualist

Market for Allocation of Cross-Border Capacities

Daily Auctions on Romanian – Bulgarian border

Auction Price [Euro/MWh] – Import

Day	1	2	3	4	5	6	7	8	9	10	11	12	13	14	15	16	17	18	19	20	21	22	23	24	Max		
1	0.00	0.00	0.00	0.00	0.00	0.00	0.00	0.00	0.00	0.00	0.00	0.00	0.00	0.00	0.00	0.00	0.00	0.00	0.00	0.00	0.00	0.00	0.00	0.00	0.00	0.00	
2	0.00	0.00	0.00	0.00	0.00	0.00	0.00	0.00	0.00	0.00	0.00	0.00	0.00	0.00	0.00	0.00	0.00	0.00	0.00	0.00	0.00	0.00	0.00	0.00	0.00	0.00	0.00
3	0.00	0.00	0.00	0.00	0.00	0.00	0.00	0.00	0.00	0.00	0.00	0.00	0.00	0.00	0.00	0.00	0.00	0.00	0.00	0.00	0.00	0.00	0.00	0.00	0.00	0.00	0.00
4	0.00	0.00	0.00	0.00	0.00	0.00	0.00	0.00	0.00	0.00	0.00	0.00	0.00	0.00	0.00	0.00	0.00	0.00	0.00	0.00	0.00	0.00	0.00	0.00	0.00	0.00	0.00
5	0.00	0.00	0.00	0.00	0.00	0.00	0.00	0.00	0.00	0.00	0.00	0.00	0.00	0.00	0.00	0.00	0.00	0.00	0.00	0.00	0.00	0.00	0.00	0.00	0.00	0.00	0.00
6	0.00	0.00	0.00	0.00	0.00	0.00	0.00	0.00	0.00	0.00	0.00	0.00	0.00	0.00	0.00	0.00	0.00	0.00	0.00	0.00	0.00	0.00	0.00	0.00	0.00	0.00	0.00
7	0.00	0.00	0.00	0.00	0.00	0.00	0.00	0.00	0.00	0.00	0.00	0.00	0.00	0.00	0.00	0.00	0.00	0.00	0.00	0.00	0.00	0.00	0.00	0.00	0.00	0.00	0.00
8	0.00	0.00	0.01	0.01	0.00	0.00	0.00	0.11	0.20	0.34	0.15	0.15	0.15	0.15	0.11	0.20	0.39	0.52	0.44	0.44	0.22	0.03	0.03	0.03	0.03	0.52	
9	0.05	0.08	0.08	0.08	0.14	0.08	0.05	0.26	0.25	0.25	0.26	0.25	0.25	0.25	0.25	0.25	0.25	0.31	0.31	0.25	0.13	0.05	0.11	0.05	0.31	0.31	
10	0.00	0.00	0.01	0.00	0.00	0.00	0.00	0.03	0.00	0.03	0.00	0.00	0.00	0.00	0.00	0.00	0.03	0.05	0.06	0.03	0.03	0.00	0.00	0.00	0.00	0.06	
11	0.00	0.00	0.00	0.00	0.00	0.00	0.00	0.00	0.00	0.00	0.00	0.00	0.00	0.00	0.00	0.00	0.00	0.00	0.00	0.00	0.00	0.00	0.00	0.00	0.00	0.00	
12	0.00	0.00	0.00	0.00	0.00	0.00	0.00	0.00	0.00	0.00	0.00	0.00	0.00	0.00	0.00	0.00	0.00	0.00	0.00	0.00	0.00	0.00	0.00	0.00	0.00	0.00	0.05
13	0.00	0.00	0.00	0.00	0.00	0.00	0.00	0.00	0.00	0.05	0.11	0.13	0.15	0.15	0.12	0.12	0.13	0.15	0.18	0.21	0.20	0.10	0.04	0.04	0.00	0.21	
14	0.02	0.02	0.02	0.02	0.02	0.02	0.04	0.15	0.12	0.15	0.20	0.20	0.20	0.18	0.18	0.20	0.20	0.26	0.26	0.26	0.11	0.10	0.07	0.05	0.05	0.26	
15	0.02	0.03	0.02	0.02	0.02	0.02	0.03	0.16	0.12	0.20	0.24	0.24	0.20	0.20	0.20	0.20	0.24	0.38	0.42	0.42	0.20	0.12	0.07	0.06	0.06	0.42	
16	0.52	0.12	0.12	0.12	0.20	0.66	0.66	0.89	0.89	1.00	0.89	0.89	0.89	0.86	0.75	0.89	0.70	0.66	0.83	0.66	0.66	0.56	0.33	0.33	1.00	1.00	
17	0.07	0.16	0.16	0.16	0.16	0.16	0.12	0.26	0.29	0.40	0.40	0.31	0.26	0.24	0.20	0.24	0.29	0.26	0.26	0.26	0.20	0.16	0.16	0.16	0.16	0.40	
18	0.33	0.36	0.36	0.36	0.33	0.31	0.31	0.42	0.42	0.62	0.62	0.62	0.61	0.44	0.44	0.31	0.62	0.64	0.89	0.62	0.62	0.39	0.16	0.16	0.23	0.89	
19	0.08	0.08	0.17	0.17	0.08	0.05	0.05	0.07	0.09	0.16	0.20	0.16	0.16	0.07	0.05	0.03	0.16	0.29	0.42	0.23	0.07	0.05	0.05	0.07	0.42	0.42	
20	0.00	0.00	0.00	0.00	0.00	0.00	0.00	0.05	0.05	0.42	0.16	0.16	0.05	0.05	0.03	0.03	0.25	0.20	0.29	0.29	0.20	0.01	0.00	0.03	0.42	0.42	
21	0.00	0.00	0.00	0.00	0.00	0.00	0.00	0.00	0.00	0.01	0.24	0.05	0.03	0.18	0.00	0.00	0.00	0.00	0.00	0.00	0.00	0.00	0.00	0.00	0.00	0.24	
22	0.02	0.05	0.05	0.05	0.01	0.04	0.05	0.20	0.24	0.33	0.33	0.23	0.21	0.21	0.16	0.23	0.33	0.33	0.33	0.33	0.31	0.19	0.11	0.09	0.07	0.33	
23	0.06	0.07	0.09	0.07	0.06	0.07	0.06	0.15	0.35	0.94	0.94	0.56	0.42	0.37	0.21	0.35	0.26	0.23	0.29	0.22	0.20	0.01	0.00	0.01	0.94	0.94	
24	0.06	0.06	0.02	0.02	0.02	0.00	0.00	0.00	0.02	0.36	0.66	0.36	0.36	0.05	0.02	0.02	0.19	0.29	0.36	0.36	0.31	0.29	0.20	0.20	0.05	0.66	
25	0.06	0.06	0.06	0.06	0.06	0.06	0.11	0.29	0.33	0.80	0.80	0.66	0.66	0.66	0.58	0.58	0.33	0.41	0.41	0.29	0.20	0.11	0.17	0.20	0.80	0.80	
26	0.27	0.44	0.86	0.86	0.66	0.56	0.66	0.66	1.05	1.12	1.50	1.12	0.84	1.12	1.12	1.12	0.66	0.66	1.00	1.00	0.61	0.56	0.55	0.56	1.50	1.50	
27	0.21	0.21	0.21	0.21	0.21	0.12	0.03	0.05	0.09	0.09	0.12	0.12	0.12	0.12	0.09	0.09	0.47	0.23	0.22	0.22	0.12	0.05	0.02	0.12	0.47	0.47	
28	0.00	0.02	0.02	0.02	0.02	0.02	0.02	0.15	0.15	0.35	0.35	0.35	0.31	0.31	0.31	0.22	0.22	0.17	0.13	0.13	0.10	0.00	0.00	0.00	0.00	0.35	
29	0.02	0.02	0.02	0.02	0.02	0.02	0.02	0.03	0.05	0.05	0.22	0.18	0.22	0.05	0.04	0.05	0.05	0.22	0.22	0.18	0.05	0.03	0.03	0.03	0.03	0.22	
30	0.08	0.12	0.12	0.12	0.12	0.12	0.05	0.33	0.79	0.67	1.40	1.40	1.04	1.04	0.99	0.82	0.82	0.57	0.82	0.57	0.43	0.14	0.08	0.05	0.05	1.40	
31	0.00	0.00	0.00	0.00	0.00	0.00	0.00	0.02	0.02	0.05	0.28	0.28	0.14	0.14	0.05	0.00	0.05	0.15	0.14	0.08	0.03	0.02	0.03	0.00	0.28	0.28	

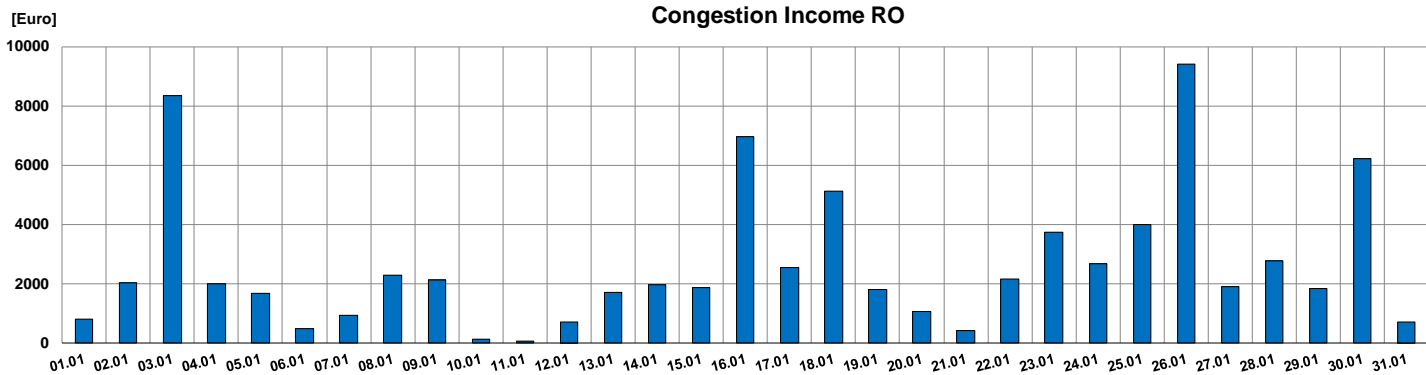
Bulgaria January 2021



Transelectrica®
Societate Administrată în Sistem Dualist

Market for Allocation of Cross-Border Capacities

Daily Allocation on Romanian – Bulgarian border



Day	Congestion Income border RO-BG [Euro]	Congestion Income RO [Euro]
01.01	1599	799
02.01	4067	2034
03.01	16753	8376
04.01	4001	2000
05.01	3379	1690
06.01	991	496
07.01	1914	957
08.01	4592	2296
09.01	4302	2151
10.01	263	132
11.01	123	61
12.01	1425	712
13.01	3428	1714
14.01	3943	1972
15.01	3731	1865
16.01	13948	6974
17.01	5080	2540
18.01	10255	5127
19.01	3617	1809
20.01	2154	1077
21.01	841	421
22.01	4353	2176
23.01	7516	3758
24.01	5384	2692
25.01	8000	4000
26.01	18840	9420
27.01	3839	1920
28.01	5562	2781
29.01	3684	1842
30.01	12442	6221
31.01	1452	726
Total	161479	80739

Daily Income [Euro]		Remuneration UIOSI [Euro]	
RO-BG	BG-RO	RO-BG	BG-RO
47694	113785	38487	91536
161479		130023	

TSO Income (Z-R) [Euro]	RO TSO Income (Z-R) [Euro]
31456	15728



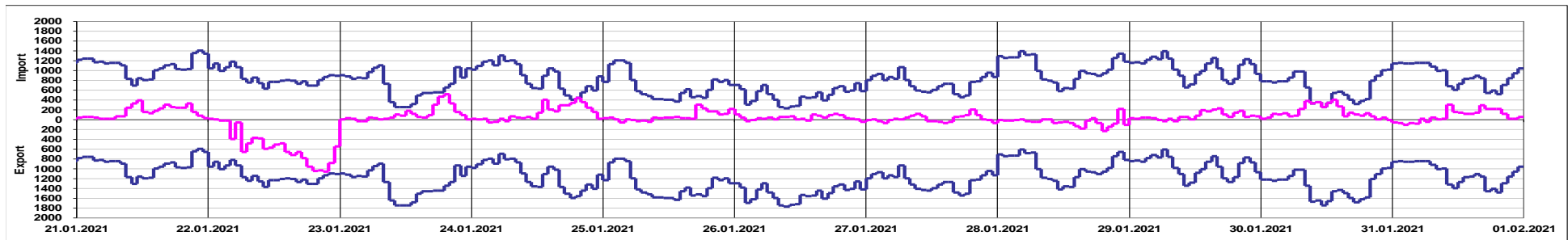
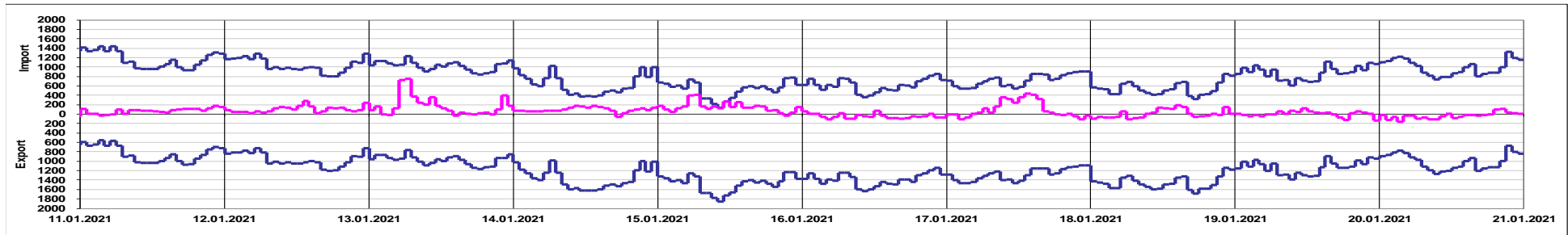
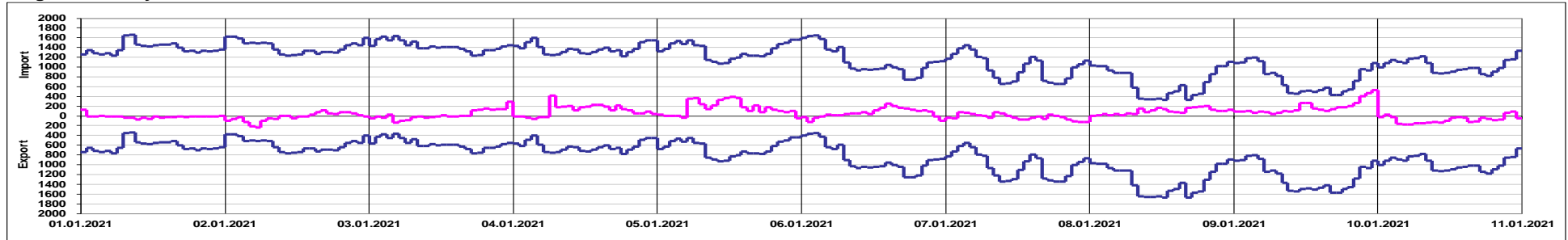
Transelectrica®

Societate Administrată în Sistem Dualist

Market for Allocation of Cross-Border Capacities

Implicit Intraday Auctions on Romanian – Bulgarian border

Bulgaria January 2021



Offered Capacity on Intraday Auction [MW]

Net Position border RO - BG [MWh]

Public

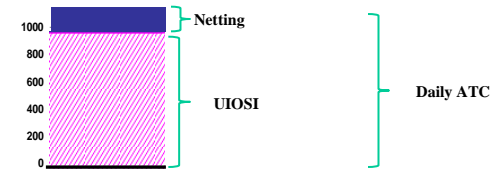


Transelectrica®
Societate Administrată în Sistem Dualist

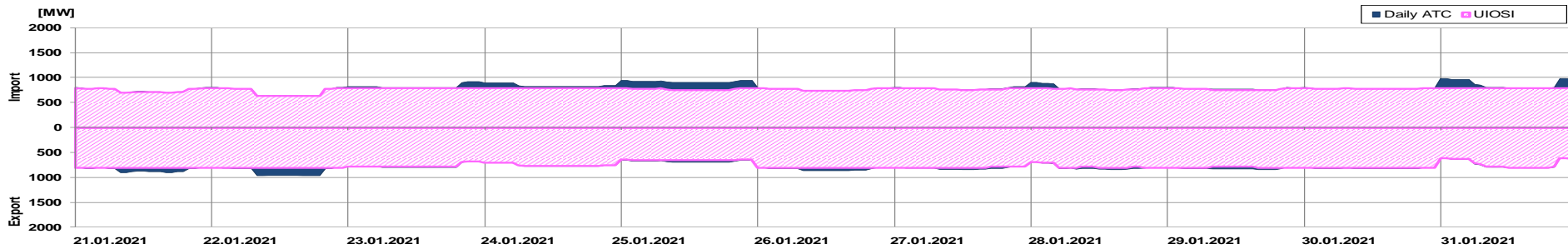
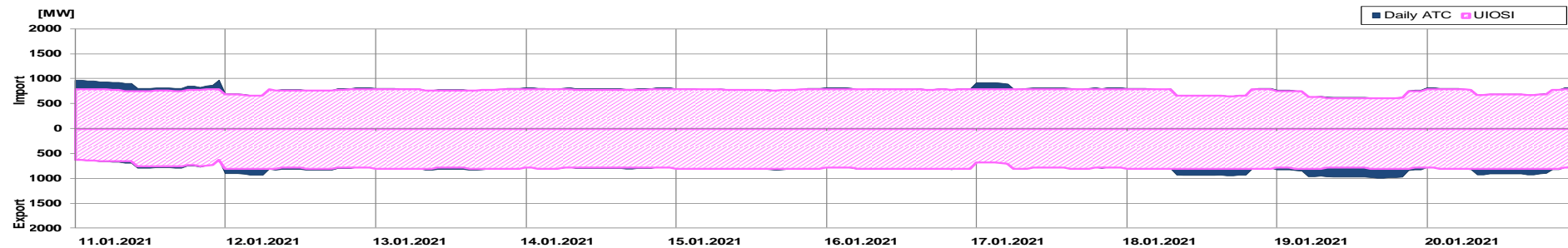
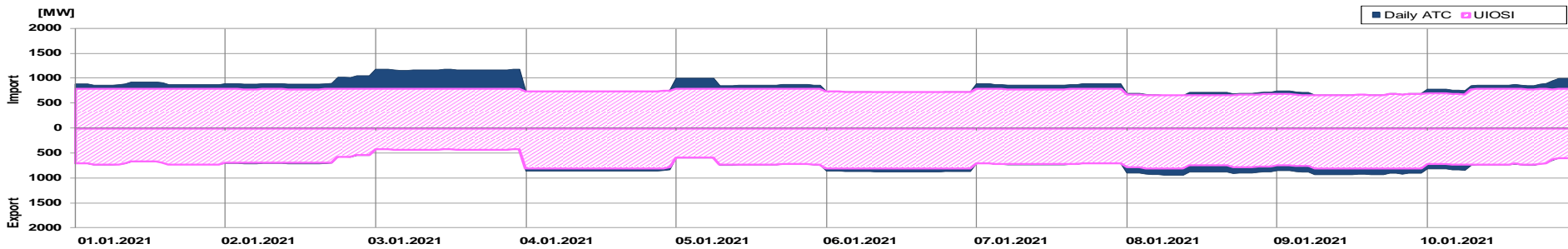
Market for Allocation of Cross-Border Capacities

Daily Auctions on Romanian – Serbian border

Unused Capacity [MW] average value	
RO-RS	RS-RO
749	755



Serbia January 2021



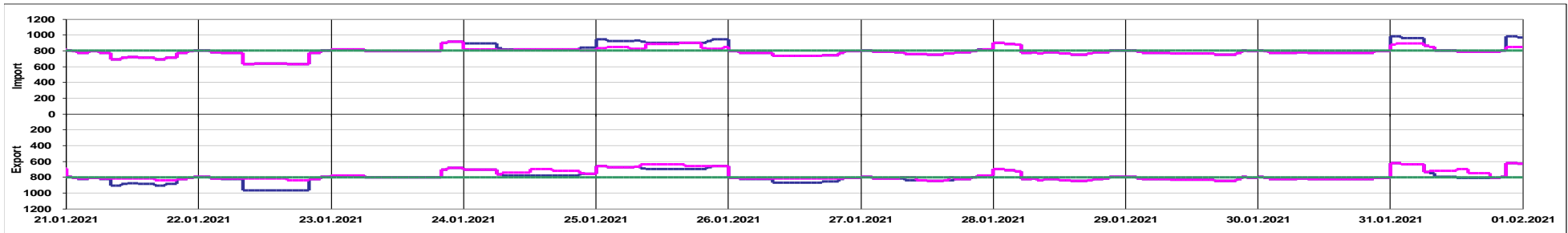
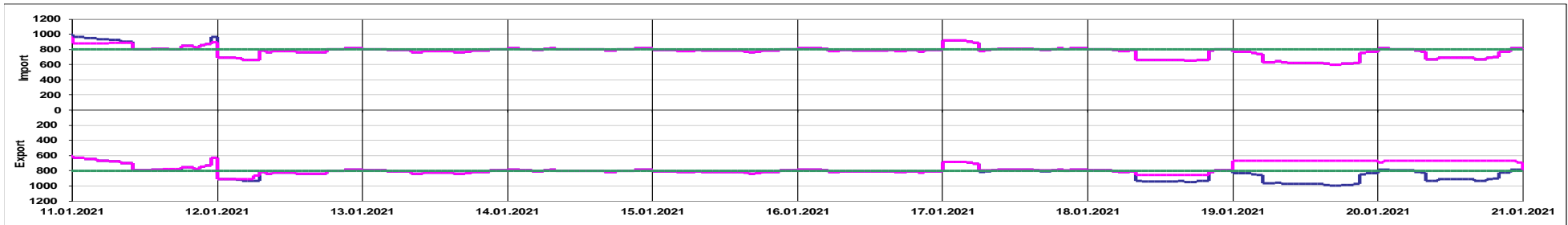
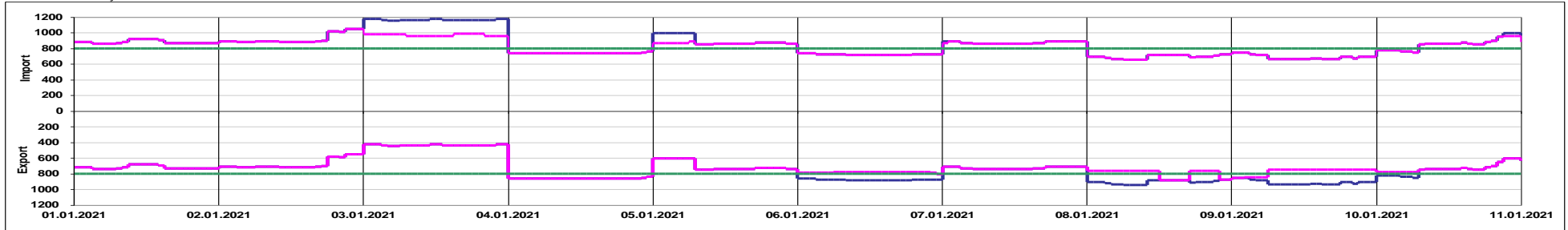


Transelectrica®
Societate Administrată în Sistem Dualist

Market for Allocation of Cross-Border Capacities

Daily Auctions on Romanian – Serbian border

Serbia January 2021



Offered Capacity on Daily Auction Import (+) / Export (-) [MW]

Allocated Capacity on Daily Auction Import (+) / Export (-) [MW]

Net Transfer Capacity (NTC) Import (+) / Export (-) [MW]

Market for Allocation of Cross-Border Capacities

Daily Auctions on Romanian – Serbian border



Auction Price [Euro/MWh] – Export

Day	1	2	3	4	5	6	7	8	9	10	11	12	13	14	15	16	17	18	19	20	21	22	23	24	Max
1	0.37	0.37	0.37	0.37	0.37	0.37	0.44	0.51	0.58	0.58	0.58	0.58	0.58	0.58	0.58	0.44	0.37	0.37	0.44	0.33	0.33	0.26	0.26	0.26	0.58
2	0.08	0.08	0.08	0.08	0.08	0.08	0.08	0.08	0.08	0.08	0.08	0.08	0.08	0.08	0.08	0.08	0.08	0.08	0.18	0.18	0.15	0.33	0.33	0.33	0.33
3	0.72	0.72	0.72	1.10	1.10	1.10	1.10	1.10	1.10	1.12	1.12	1.56	1.56	1.10	0.37	0.37	0.30	0.30	0.30	0.30	0.30	0.52	0.66	0.66	1.56
4	0.02	0.02	0.02	0.02	0.02	0.02	0.02	0.02	0.02	0.02	0.02	0.02	0.02	0.02	0.01	0.01	0.03	0.03	0.03	0.03	0.05	0.03	0.03	0.03	0.05
5	0.89	0.89	0.88	0.88	0.88	0.88	0.47	0.21	0.14	0.12	0.12	0.12	0.12	0.15	0.07	0.07	0.05	0.07	0.07	0.07	0.07	0.08	0.08	0.08	0.89
6	0.00	0.00	0.00	0.00	0.00	0.00	0.00	0.00	0.00	0.00	0.00	0.00	0.00	0.00	0.00	0.00	0.00	0.00	0.00	0.00	0.00	0.00	0.00	0.00	0.00
7	0.03	0.03	0.01	0.01	0.01	0.01	0.01	0.01	0.01	0.01	0.01	0.03	0.03	0.03	0.03	0.03	0.03	0.06	0.06	0.06	0.06	0.06	0.06	0.06	0.06
8	0.00	0.00	0.00	0.00	0.00	0.00	0.00	0.00	0.00	0.00	0.00	0.00	0.03	0.03	0.03	0.03	0.03	0.00	0.00	0.00	0.00	0.00	0.00	0.03	0.05
9	0.01	0.01	0.00	0.00	0.00	0.00	0.00	0.00	0.00	0.00	0.00	0.00	0.00	0.00	0.00	0.00	0.00	0.00	0.00	0.00	0.00	0.00	0.00	0.00	0.01
10	0.00	0.00	0.00	0.00	0.00	0.00	0.00	0.01	0.01	0.01	0.01	0.01	0.01	0.01	0.01	0.01	0.01	0.01	0.04	0.04	0.08	0.08	0.08	0.08	0.08
11	0.85	1.11	0.93	0.89	0.66	0.66	0.15	0.09	0.07	0.07	0.01	0.01	0.01	0.01	0.01	0.00	0.00	0.00	0.01	0.01	0.00	0.01	0.07	0.14	1.11
12	0.01	0.01	0.01	0.00	0.00	0.00	0.00	0.01	0.01	0.01	0.01	0.01	0.01	0.01	0.01	0.01	0.01	0.01	0.01	0.01	0.01	0.03	0.03	0.04	0.04
13	0.03	0.03	0.03	0.03	0.03	0.03	0.02	0.02	0.01	0.01	0.02	0.02	0.02	0.02	0.02	0.01	0.01	0.02	0.02	0.02	0.02	0.03	0.03	0.03	0.03
14	0.04	0.04	0.03	0.03	0.03	0.03	0.03	0.03	0.03	0.03	0.03	0.03	0.03	0.03	0.03	0.03	0.03	0.03	0.03	0.03	0.03	0.04	0.04	0.06	0.06
15	0.02	0.02	0.02	0.02	0.02	0.02	0.02	0.02	0.02	0.02	0.02	0.02	0.02	0.02	0.02	0.02	0.01	0.02	0.02	0.02	0.02	0.03	0.03	0.03	0.03
16	0.03	0.03	0.03	0.03	0.03	0.02	0.02	0.02	0.02	0.02	0.02	0.02	0.02	0.02	0.02	0.02	0.02	0.02	0.02	0.03	0.03	0.03	0.03	0.03	0.03
17	0.06	0.06	0.06	0.06	0.06	0.05	0.00	0.00	0.00	0.02	0.02	0.02	0.02	0.02	0.02	0.00	0.00	0.00	0.00	0.02	0.00	0.02	0.02	0.02	0.06
18	0.05	0.05	0.05	0.05	0.05	0.03	0.03	0.03	0.00	0.00	0.00	0.00	0.00	0.00	0.00	0.00	0.00	0.00	0.00	0.00	0.03	0.03	0.03	0.03	0.05
19	0.00	0.00	0.00	0.00	0.00	0.00	0.00	0.00	0.00	0.00	0.00	0.00	0.00	0.00	0.00	0.00	0.00	0.00	0.00	0.00	0.00	0.00	0.00	0.00	0.00
20	0.00	0.00	0.00	0.00	0.00	0.00	0.00	0.00	0.00	0.00	0.00	0.00	0.00	0.00	0.00	0.00	0.00	0.00	0.00	0.00	0.00	0.00	0.00	0.00	0.00
21	0.02	0.02	0.00	0.00	0.02	0.02	0.00	0.00	0.00	0.00	0.00	0.00	0.00	0.00	0.00	0.00	0.00	0.00	0.00	0.00	0.02	0.02	0.02	0.02	0.02
22	0.02	0.02	0.02	0.02	0.00	0.00	0.00	0.00	0.00	0.00	0.00	0.00	0.00	0.00	0.00	0.00	0.00	0.00	0.00	0.00	0.02	0.02	0.02	0.02	0.02
23	0.02	0.02	0.02	0.02	0.02	0.02	0.02	0.02	0.02	0.03	0.03	0.03	0.03	0.03	0.03	0.03	0.02	0.02	0.02	0.02	0.06	0.06	0.09	0.09	0.09
24	0.15	0.15	0.15	0.15	0.15	0.15	0.10	0.00	0.00	0.00	0.00	0.00	0.00	0.00	0.00	0.00	0.00	0.00	0.00	0.00	0.00	0.00	0.04	0.04	0.15
25	0.06	0.06	0.03	0.03	0.03	0.03	0.03	0.06	0.00	0.00	0.00	0.00	0.00	0.00	0.00	0.00	0.00	0.00	0.00	0.00	0.00	0.02	0.02	0.02	0.06
26	0.02	0.02	0.00	0.00	0.00	0.00	0.00	0.00	0.00	0.00	0.00	0.00	0.00	0.00	0.00	0.00	0.00	0.00	0.00	0.00	0.00	0.02	0.03	0.03	0.03
27	0.06	0.07	0.07	0.07	0.07	0.04	0.02	0.00	0.00	0.00	0.03	0.03	0.03	0.03	0.03	0.01	0.00	0.02	0.02	0.02	0.03	0.03	0.03	0.03	0.07
28	0.12	0.12	0.12	0.12	0.12	0.08	0.03	0.05	0.03	0.05	0.09	0.09	0.07	0.07	0.05	0.05	0.05	0.03	0.05	0.05	0.08	0.08	0.08	0.08	0.12
29	0.10	0.10	0.09	0.09	0.09	0.09	0.07	0.07	0.07	0.09	0.09	0.09	0.09	0.09	0.09	0.07	0.05	0.04	0.04	0.04	0.04	0.04	0.04	0.04	0.10
30	0.08	0.08	0.08	0.08	0.08	0.08	0.08	0.08	0.08	0.08	0.08	0.08	0.08	0.08	0.08	0.08	0.08	0.08	0.08	0.08	0.08	0.08	0.10	0.14	0.14
31	0.22	0.22	0.22	0.22	0.22	0.22	0.03	0.00	0.00	0.00	0.00	0.00	0.00	0.00	0.00	0.00	0.00	0.00	0.00	0.03	0.03	0.21	0.23	0.23	0.23

Serbia January 2021



Transelectrica®

Societate Administrată în Sistem Dualist

Market for Allocation of Cross-Border Capacities

Daily Auctions on Romanian – Serbian border

Auction Price [Euro/MWh] – Import

Day	1	2	3	4	5	6	7	8	9	10	11	12	13	14	15	16	17	18	19	20	21	22	23	24	Max
1	0.03	0.03	0.03	0.03	0.03	0.03	0.03	0.03	0.03	0.01	0.01	0.01	0.01	0.01	0.01	0.03	0.03	0.03	0.03	0.03	0.03	0.03	0.03	0.03	0.03
2	0.13	0.13	0.13	0.13	0.13	0.13	0.09	0.13	0.13	0.13	0.13	0.13	0.10	0.10	0.13	0.13	0.13	0.13	0.05	0.05	0.05	0.03	0.03	0.03	0.13
3	0.00	0.00	0.00	0.00	0.00	0.00	0.00	0.00	0.00	0.00	0.00	0.00	0.00	0.00	0.00	0.00	0.00	0.00	0.00	0.00	0.00	0.00	0.00	0.00	0.00
4	0.19	0.19	0.19	0.19	0.19	0.19	0.05	0.05	0.05	0.05	0.05	0.05	0.05	0.05	0.05	0.05	0.05	0.05	0.05	0.05	0.05	0.05	0.05	0.03	0.19
5	0.00	0.00	0.00	0.00	0.00	0.00	0.00	0.01	0.01	0.01	0.01	0.01	0.01	0.01	0.01	0.01	0.01	0.01	0.01	0.01	0.01	0.01	0.01	0.01	0.01
6	0.50	0.55	0.55	0.55	0.60	0.50	0.70	0.68	0.67	0.67	0.55	0.55	0.58	0.58	0.58	0.58	0.58	0.58	0.58	0.55	0.55	0.55	0.55	0.55	0.70
7	0.00	0.02	0.03	0.03	0.03	0.02	0.02	0.02	0.02	0.02	0.02	0.02	0.02	0.02	0.02	0.02	0.02	0.02	0.02	0.02	0.02	0.01	0.01	0.01	0.03
8	0.44	0.71	0.87	0.87	1.12	0.78	0.69	0.69	0.69	0.67	0.36	0.36	0.36	0.36	0.36	0.36	0.44	0.44	0.44	0.44	0.44	0.36	0.36	0.36	1.12
9	0.33	0.35	0.51	0.51	0.51	0.36	0.69	0.69	0.69	0.69	0.69	0.69	0.69	0.66	0.69	0.69	0.78	0.78	0.69	0.69	0.66	0.43	0.43	0.43	0.78
10	0.11	0.11	0.11	0.11	0.11	0.11	0.11	0.07	0.05	0.05	0.05	0.05	0.05	0.05	0.05	0.05	0.07	0.07	0.05	0.05	0.02	0.00	0.00	0.00	0.11
11	0.00	0.00	0.00	0.00	0.00	0.00	0.00	0.00	0.00	0.00	0.01	0.01	0.01	0.01	0.01	0.01	0.01	0.01	0.01	0.01	0.01	0.01	0.01	0.01	0.01
12	0.30	0.30	0.30	0.30	0.30	0.30	0.37	0.17	0.21	0.19	0.19	0.19	0.19	0.21	0.21	0.21	0.21	0.21	0.10	0.10	0.10	0.10	0.10	0.10	0.37
13	0.13	0.13	0.14	0.14	0.14	0.14	0.50	0.50	0.50	0.50	0.50	0.50	0.50	0.50	0.50	0.50	0.50	0.50	0.50	0.50	0.50	0.30	0.14	0.14	0.50
14	0.15	0.15	0.21	0.21	0.21	0.21	0.30	0.28	0.30	0.30	0.30	0.30	0.30	0.30	0.30	0.34	0.44	0.44	0.44	0.34	0.34	0.28	0.28	0.28	0.44
15	0.21	0.21	0.21	0.21	0.21	0.21	0.17	0.17	0.17	0.17	0.17	0.17	0.17	0.17	0.17	0.21	0.30	0.30	0.21	0.21	0.21	0.14	0.11	0.11	0.30
16	0.15	0.18	0.18	0.23	0.45	0.66	0.76	0.76	0.50	0.45	0.45	0.19	0.19	0.19	0.17	0.40	0.45	0.38	0.30	0.30	0.15	0.06	0.06	0.06	0.76
17	0.06	0.06	0.06	0.06	0.06	0.06	0.10	0.16	0.26	0.26	0.26	0.26	0.23	0.26	0.26	0.26	0.56	0.42	0.29	0.26	0.42	0.23	0.16	0.16	0.56
18	0.23	0.23	0.23	0.23	0.23	0.39	0.62	0.75	0.87	0.75	0.66	0.54	0.54	0.54	0.54	0.66	1.16	1.16	1.55	1.55	0.87	0.86	0.45	0.45	1.55
19	0.18	0.18	0.18	0.18	0.18	0.46	0.66	0.79	0.87	0.66	0.66	0.61	0.61	0.61	0.61	0.66	0.66	0.65	0.65	0.65	0.46	0.33	0.16	0.16	0.87
20	0.03	0.03	0.03	0.03	0.03	0.03	0.12	0.23	0.52	0.49	0.35	0.42	0.42	0.26	0.26	0.26	0.35	0.26	0.28	0.23	0.09	0.09	0.05	0.05	0.52
21	0.12	0.12	0.14	0.14	0.12	0.14	0.14	0.31	0.48	0.48	0.33	0.33	0.33	0.31	0.33	0.28	0.31	0.31	0.28	0.28	0.14	0.14	0.14	0.14	0.48
22	0.14	0.14	0.14	0.14	0.14	0.21	0.31	0.31	0.48	0.42	0.42	0.42	0.42	0.37	0.33	0.33	0.33	0.33	0.33	0.33	0.14	0.14	0.11	0.11	0.48
23	0.09	0.09	0.09	0.09	0.09	0.14	0.14	0.14	0.14	0.14	0.11	0.11	0.11	0.11	0.11	0.11	0.11	0.11	0.11	0.11	0.11	0.10	0.09	0.09	0.14
24	0.00	0.00	0.00	0.00	0.00	0.00	0.00	0.00	0.00	0.02	0.02	0.02	0.02	0.02	0.02	0.02	0.02	0.02	0.02	0.02	0.02	0.00	0.00	0.00	0.02
25	0.00	0.00	0.00	0.00	0.00	0.00	0.00	0.00	0.00	0.00	0.00	0.00	0.00	0.00	0.00	0.01	0.01	0.01	0.01	0.00	0.00	0.00	0.00	0.00	0.01
26	0.51	1.20	1.39	1.39	1.39	1.39	1.20	1.20	1.50	1.50	1.50	1.50	1.50	1.50	1.50	1.39	1.03	0.33	0.33	0.33	0.33	0.29	0.25	0.25	1.50
27	0.08	0.21	0.21	0.21	0.21	0.21	0.21	0.21	0.22	0.21	0.21	0.21	0.21	0.21	0.21	0.21	0.15	0.08	0.08	0.08	0.02	0.00	0.03	0.03	0.22
28	0.03	0.03	0.05	0.05	0.08	0.18	0.22	0.18	0.29	0.35	0.35	0.35	0.35	0.35	0.35	0.35	0.35	0.35	0.29	0.18	0.09	0.08	0.08	0.08	0.35
29	0.16	0.16	0.16	0.16	0.16	0.26	0.29	0.32	0.32	0.32	0.32	0.32	0.26	0.16	0.16	0.26	0.42	0.42	0.42	0.35	0.26	0.16	0.26	0.26	0.42
30	0.10	0.10	0.24	0.24	0.24	0.43	0.42	0.37	0.32	0.37	0.32	0.15	0.08	0.08	0.08	0.08	0.25	0.25	0.25	0.25	0.25	0.08	0.06	0.06	0.43
31	0.00	0.00	0.00	0.00	0.00	0.00	0.01	0.01	0.01	0.01	0.01	0.01	0.01	0.01	0.01	0.01	0.01	0.01	0.01	0.01	0.01	0.00	0.00	0.00	0.01

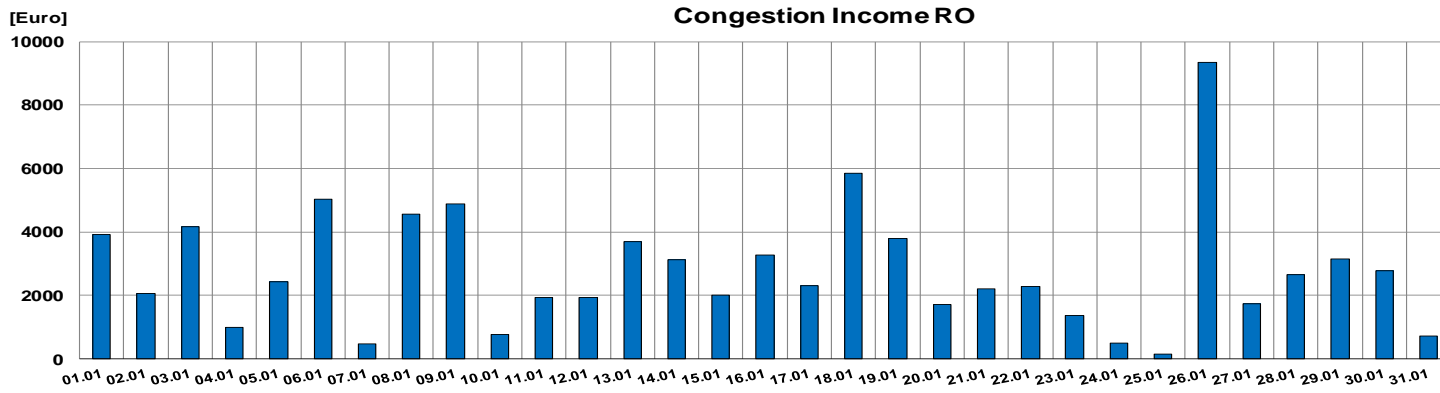
Serbia January 2021



Transelectrica®
Societate Administrată în Sistem Dualist

Market for Allocation of Cross-Border Capacities

Daily Allocation on Romanian – Serbian border



Day	Congestion Income border RO-RS [Euro]	Congestion Income RO [Euro]
01.01	7848	3924
02.01	4102	2051
03.01	8319	4159
04.01	1972	986
05.01	4864	2432
06.01	10049	5024
07.01	941	470
08.01	9109	4554
09.01	9793	4896
10.01	1560	780
11.01	3866	1933
12.01	3863	1932
13.01	7372	3686
14.01	6234	3117
15.01	4004	2002
16.01	6535	3267
17.01	4597	2299
18.01	11695	5847
19.01	7567	3784
20.01	3429	1714
21.01	4394	2197
22.01	4578	2289
23.01	2743	1372
24.01	970	485
25.01	296	148
26.01	18699	9350
27.01	3468	1734
28.01	5302	2651
29.01	6296	3148
30.01	5578	2789
31.01	1443	722
Total	171486	85743

Daily Income [Euro]		Remuneration UIOSI [Euro]	
RO-RS	RS-RO	RO-RS	RS-RO
38813	132672	37921	130475
171486		168396	

TSO Income (Z-R) [Euro]	RO TSO Income (Z-R) [Euro]
3090	1545

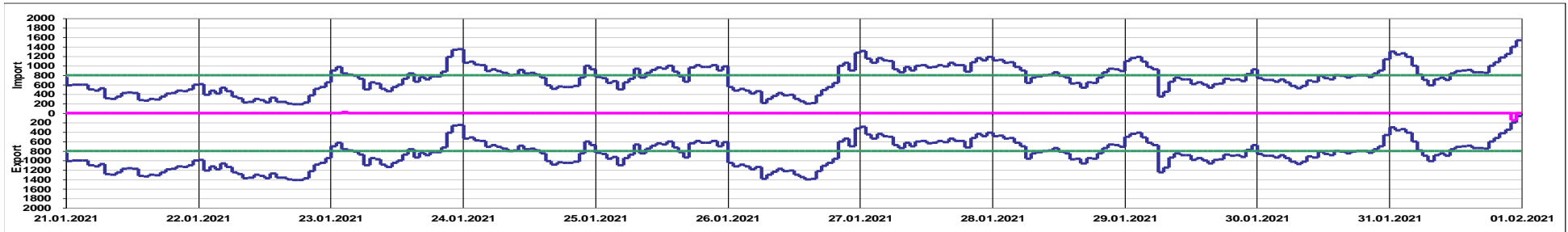
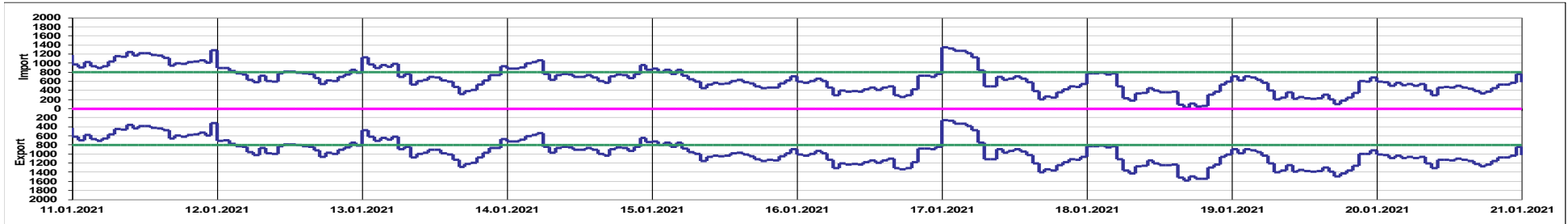
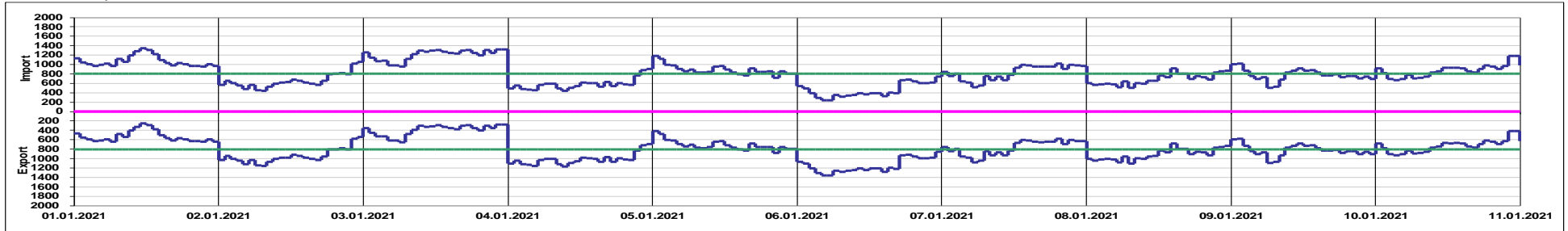


Transelectrica®
Societate Administrată în Sistem Dualist

Market for Allocation of Cross-Border Capacities

Intraday Auctions on Romanian – Serbian border

Serbia January 2021



Offered Capacity on Intraday Auction Import (+) / Export (-) [MW]

Allocated Capacity on Intraday Auction Import (+) / Export (-) [MW]

Net Transfer Capacity (NTC) Import (+) / Export (-) [MW]

Public



Transelectrica®

Societate Administrată în Sistem Dualist

Market for Allocation of Cross-Border Capacities

Statistics on Yearly Auction

2021		1
Hungary export	Number of Capacity Traders	28
	Number of Capacity Holders	13
	Number of Bids	78
Hungary import	Number of Capacity Traders	28
	Number of Capacity Holders	9
	Number of Bids	97
Bulgaria export	Number of Capacity Traders	27
	Number of Capacity Holders	19
	Number of Bids	60
Bulgaria import	Number of Capacity Traders	26
	Number of Capacity Holders	18
	Number of Bids	46
Serbia export	Number of Capacity Traders	16
	Number of Capacity Holders	7
	Number of Bids	92
Serbia import	Number of Capacity Traders	17
	Number of Capacity Holders	11
	Number of Bids	105
Ukraine export	Number of Capacity Traders	3
	Number of Capacity Holders	2
	Number of Bids	12
Ukraine import	Number of Capacity Traders	4
	Number of Capacity Holders	3
	Number of Bids	18
Moldavia import RO_Cioara	Number of Capacity Traders	-
	Number of Capacity Holders	-
	Number of Bids	-
Moldavia import RO_Costesti	Number of Capacity Traders	-
	Number of Capacity Holders	-
	Number of Bids	-
Moldavia import RO_Vulcanesti	Number of Capacity Traders	-
	Number of Capacity Holders	-
	Number of Bids	-

2021	Maximum	Minimum
Number of Capacity Traders	28	3
Number of Capacity Holders	19	2
Number of Bids	105	12



Transelectrica[®]
Societate Administrată în Sistem Dualist

Market for Allocation of Cross-Border Capacities

Statistics on Monthly Auction

January 2021		1	2	3	4	5	6	7	8	9	10	11	12	13	14	15	16	17	18	19	20	21	22	23	24	25	26	27	28	29	30	31
Hungary export	Number of Capacity Traders	25	25	25	25	25	25	25	25	25	25	25	25	25	25	25	25	25	25	25	25	25	25	25	25	25	25	25	25	25	25	
	Number of Capacity Holders	9	9	9	9	9	9	9	9	9	9	9	9	9	9	9	9	9	9	9	9	9	9	9	9	9	9	9	9	9	9	
	Number of Bids	70	70	70	70	70	70	70	70	70	70	70	70	70	70	70	70	70	70	70	70	70	70	70	70	70	70	70	70	70	70	
Hungary import	Number of Capacity Traders	29	29	29	29	29	29	29	29	29	29	29	29	29	29	29	29	29	29	29	29	29	29	29	29	29	29	29	29	29	29	
	Number of Capacity Holders	9	9	9	9	9	9	9	9	9	9	9	9	9	9	9	9	9	9	9	9	9	9	9	9	9	9	9	9	9	9	
	Number of Bids	93	93	93	93	93	93	93	93	93	93	93	93	93	93	93	93	93	93	93	93	93	93	93	93	93	93	93	93	93	93	
Bulgaria export	Number of Capacity Traders	26	26	26	26	26	26	26	26	26	26	26	26	26	26	26	26	26	26	26	26	26	26	26	26	26	26	26	26	26	26	
	Number of Capacity Holders	13	13	13	13	13	13	13	13	13	13	13	13	13	13	13	13	13	13	13	13	13	13	13	13	13	13	13	13	13	13	
	Number of Bids	57	57	57	57	57	57	57	57	57	57	57	57	57	57	57	57	57	57	57	57	57	57	57	57	57	57	57	57	57	57	
Bulgaria import	Number of Capacity Traders	22	22	22	22	22	22	22	22	22	22	22	22	22	22	22	22	22	22	22	22	22	22	22	22	22	22	22	22	22	22	
	Number of Capacity Holders	13	13	13	13	13	13	13	13	13	13	13	13	13	13	13	13	13	13	13	13	13	13	13	13	13	13	13	13	13	13	
	Number of Bids	40	40	40	40	40	40	40	40	40	40	40	40	40	40	40	40	40	40	40	40	40	40	40	40	40	40	40	40	40	40	
Serbia export	Number of Capacity Traders	12	12	12	12	12	12	12	12	12	12	12	12	12	12	12	12	12	12	12	12	12	12	12	12	12	12	12	12	12	12	
	Number of Capacity Holders	11	11	11	11	11	11	11	11	11	11	11	11	11	11	11	11	11	11	11	11	11	11	11	11	11	11	11	11	11	11	
	Number of Bids	55	55	55	55	55	55	55	55	55	55	55	55	55	55	55	55	55	55	55	55	55	55	55	55	55	55	55	55	55	55	
Serbia import	Number of Capacity Traders	12	12	12	12	12	12	12	12	12	12	12	12	12	12	12	12	12	12	12	12	12	12	12	12	12	12	12	12	12	12	
	Number of Capacity Holders	10	10	10	10	10	10	10	10	10	10	10	10	10	10	10	10	10	10	10	10	10	10	10	10	10	10	10	10	10	10	
	Number of Bids	59	59	59	59	59	59	59	59	59	59	59	59	59	59	59	59	59	59	59	59	59	59	59	59	59	59	59	59	59	59	
Ukraine export	Number of Capacity Traders	4	4	4	4	4	4	4	4	4	4	4	4	4	4	4	4	4	4	4	4	4	4	4	4	4	4	4	4	4	4	
	Number of Capacity Holders	4	4	4	4	4	4	4	4	4	4	4	4	4	4	4	4	4	4	4	4	4	4	4	4	4	4	4	4	4	4	
	Number of Bids	13	13	13	13	13	13	13	13	13	13	13	13	13	13	13	13	13	13	13	13	13	13	13	13	13	13	13	13	13	13	
Ukraine import	Number of Capacity Traders	8	8	8	8	8	8	8	8	8	8	8	8	8	8	8	8	8	8	8	8	8	8	8	8	8	8	8	8	8	8	
	Number of Capacity Holders	6	6	6	6	6	6	6	6	6	6	6	6	6	6	6	6	6	6	6	6	6	6	6	6	6	6	6	6	6	6	
	Number of Bids	27	27	27	27	27	27	27	27	27	27	27	27	27	27	27	27	27	27	27	27	27	27	27	27	27	27	27	27	27	27	
Moldavia import RO_Cioara	Number of Capacity Traders	-	-	-	-	-	-	-	-	-	-	-	-	-	-	-	-	-	-	-	-	-	-	-	-	-	-	-	-	-		
	Number of Capacity Holders	-	-	-	-	-	-	-	-	-	-	-	-	-	-	-	-	-	-	-	-	-	-	-	-	-	-	-	-	-		
	Number of Bids	-	-	-	-	-	-	-	-	-	-	-	-	-	-	-	-	-	-	-	-	-	-	-	-	-	-	-	-	-		
Moldavia import RO_Costesti	Number of Capacity Traders	-	-	-	-	-	-	-	-	-	-	-	-	-	-	-	-	-	-	-	-	-	-	-	-	-	-	-	-	-		
	Number of Capacity Holders	-	-	-	-	-	-	-	-	-	-	-	-	-	-	-	-	-	-	-	-	-	-	-	-	-	-	-	-	-		
	Number of Bids	-	-	-	-	-	-	-	-	-	-	-	-	-	-	-	-	-	-	-	-	-	-	-	-	-	-	-	-	-		
Moldavia import RO_Vulcanesti	Number of Capacity Traders	-	-	-	-	-	-	-	-	-	-	-	-	-	-	-	-	-	-	-	-	-	-	-	-	-	-	-	-	-		
	Number of Capacity Holders	-	-	-	-	-	-	-	-	-	-	-	-	-	-	-	-	-	-	-	-	-	-	-	-	-	-	-	-	-		
	Number of Bids	-	-	-	-	-	-	-	-	-	-	-	-	-	-	-	-	-	-	-	-	-	-	-	-	-	-	-	-	-		

January 2021	Maximum	Minimum
Number of Capacity Traders	29	4
Number of Capacity Holders	13	4
Number of Bids	93	13

Market for Allocation of Cross-Border Capacities



Transelectrica®
Societate Administrată în Sistem Dualist

Statistics on Daily Auctions

January 2021		Daily Auctions																														
		1	2	3	4	5	6	7	8	9	10	11	12	13	14	15	16	17	18	19	20	21	22	23	24	25	26	27	28	29	30	31
Serbia Export	Maximum Number of Capacity Traders	9	8	9	8	9	8	8	8	9	8	10	8	8	8	8	8	8	7	7	8	8	8	7	7	7	7	8	9	8	9	8
	Maximum Number of Capacity Holders	9	8	7	8	8	8	8	8	9	8	9	8	8	8	8	8	8	7	7	8	8	8	7	7	7	7	8	9	8	8	8
	Maximum Number of Bids	43	35	40	39	44	37	35	37	35	35	46	40	38	39	37	37	38	38	31	32	37	36	39	32	32	34	37	40	38	42	33
Serbia Import	Maximum Number of Capacity Traders	8	9	9	9	9	11	9	11	11	10	9	10	11	8	9	10	9	8	7	8	10	9	8	7	7	10	9	10	10	10	9
	Maximum Number of Capacity Holders	8	9	9	9	9	11	9	10	10	10	9	10	11	8	8	9	8	8	7	8	10	9	8	7	7	10	9	10	9	10	9
	Maximum Number of Bids	39	45	39	40	37	52	39	46	44	43	38	42	53	46	45	52	48	49	38	37	47	47	43	36	34	45	38	44	45	47	37
Bulgaria Export	Maximum Number of Capacity Traders	15	12	14	13	15	15	14	16	14	13	14	14	15	15	14	14	13	12	15	14	15	16	16	15	15	14	14	16	18	17	14
	Maximum Number of Capacity Holders	14	12	11	12	15	14	14	16	14	13	13	14	15	15	14	14	13	12	14	14	15	16	15	14	15	14	14	16	16	15	14
	Maximum Number of Bids	38	33	37	38	37	38	38	40	35	32	35	37	38	37	36	37	34	34	36	32	35	40	40	37	38	37	37	44	45	41	32
Bulgaria Import	Maximum Number of Capacity Traders	14	12	14	13	15	15	16	16	16	15	15	18	17	17	18	17	16	15	16	16	16	17	17	16	15	16	17	17	17	17	15
	Maximum Number of Capacity Holders	14	11	14	13	15	15	16	16	16	15	15	17	17	17	18	17	16	15	16	16	15	16	17	16	15	16	17	17	15	16	15
	Maximum Number of Bids	33	30	31	33	38	38	41	43	39	34	34	43	44	44	46	45	43	46	47	42	40	42	43	41	40	42	42	45	40	43	34

Note: In the table are presented the daily maximum hourly values.

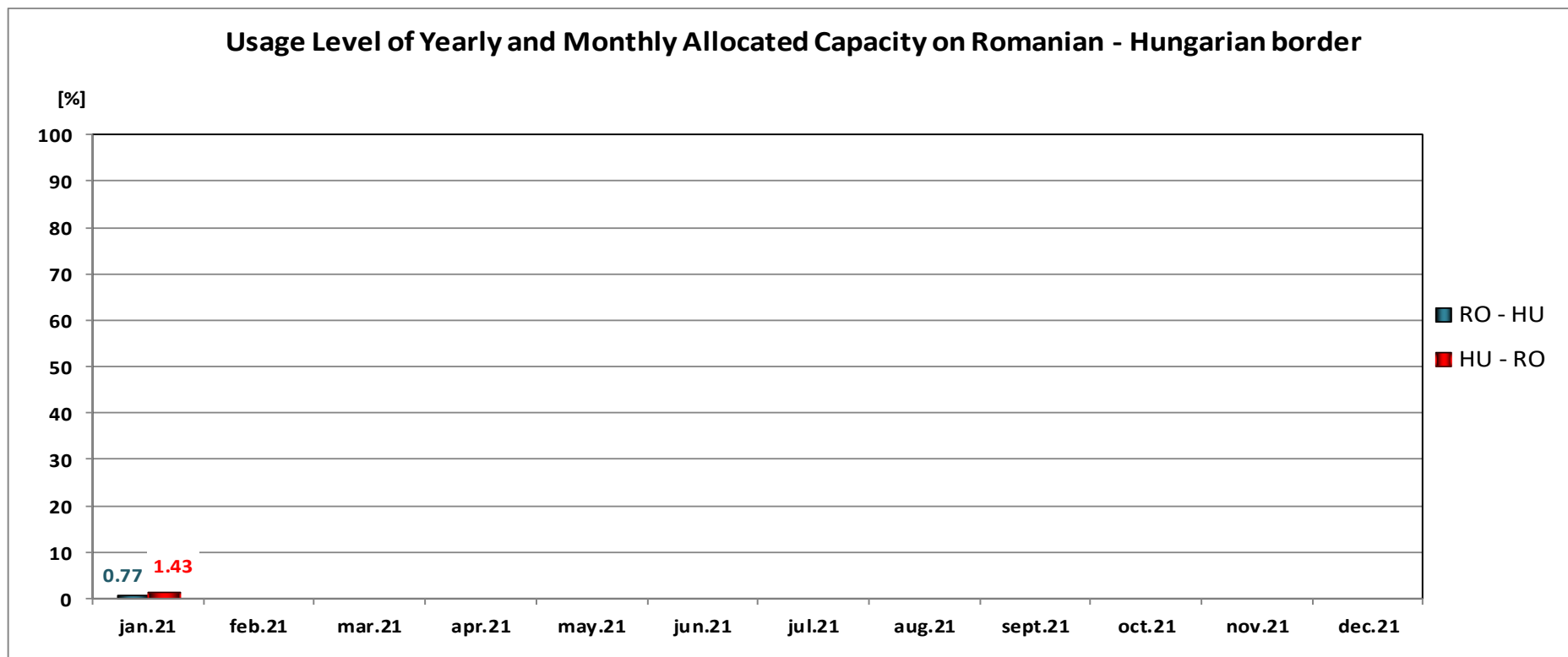
Statistics on Intraday Auctions

January 2021	Intraday Auctions	1	2	3	4	5	6	7	8	9	10	11	12	13	14	15	16	17	18	19	20	21	22	23	24	25	26	27	28	29	30	31
Serbia Export	Maximum Number of Capacity Traders	0	0	0	0	0	0	0	0	0	0	0	0	0	0	0	0	0	0	0	1	1	0	0	0	0	0	0	0	0	1	1
	Maximum Number of Capacity Holders	-	-	-	-	-	-	-	-	-	-	-	-	-	-	-	-	-	-	-	1	1	-	-	-	-	-	-	-	-	0	1
Serbia Import	Maximum Number of Capacity Traders	0	0	0	0	0	0	0	0	0	0	0	0	0	0	0	0	0	0	0	0	1	0	1	0	0	0	0	0	0	0	0
	Maximum Number of Capacity Holders	-	-	-	-	-	-	-	-	-	-	-	-	-	-	-	-	-	-	-	-	1	-	1	-	-	-	-	-	-	-	-

Note: In the table are presented the daily maximum hourly values.

Long term Auction on Romanian – Hungarian border

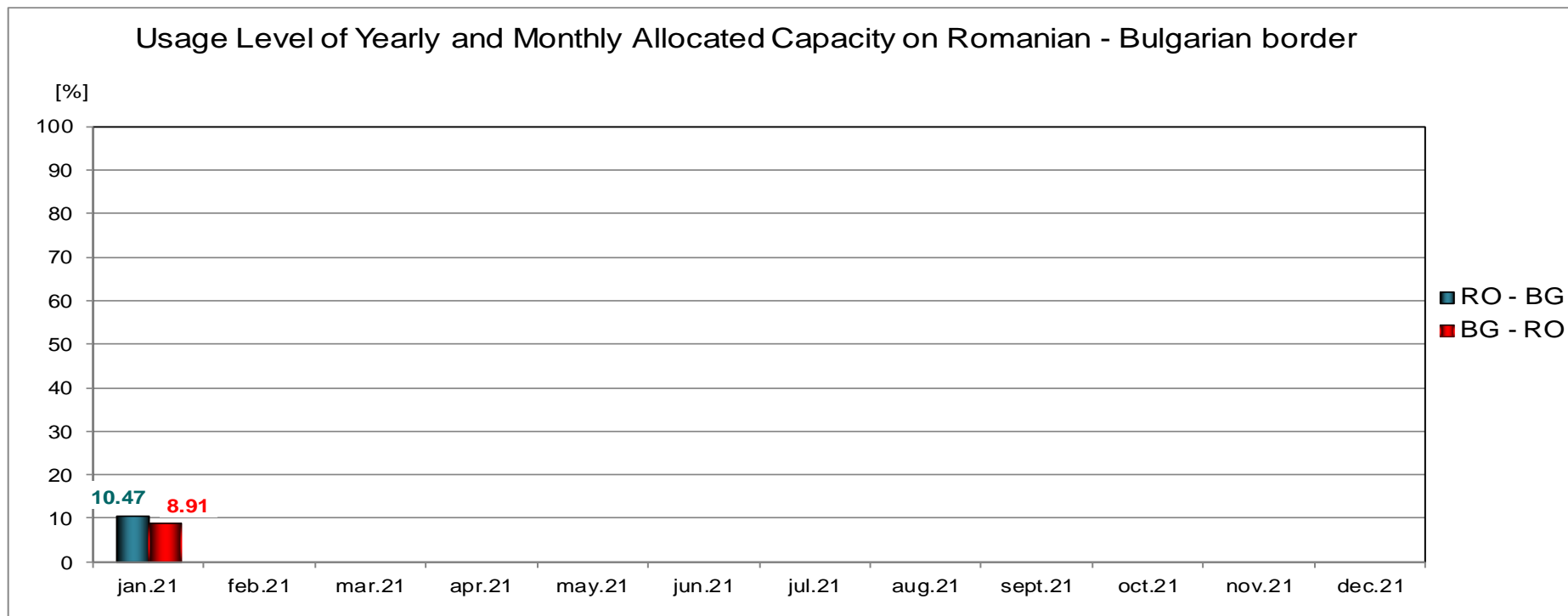
Usage Level of Allocated Capacity



CET

Usage level of yearly and monthly allocated capacity was calculated as ratio between nominated capacity and sum of allocated capacity at yearly and monthly auctions after returns.

In January 2021, the average values (arithmetic) of usage level are: 0.77% on export direction and 1.43% on import direction.

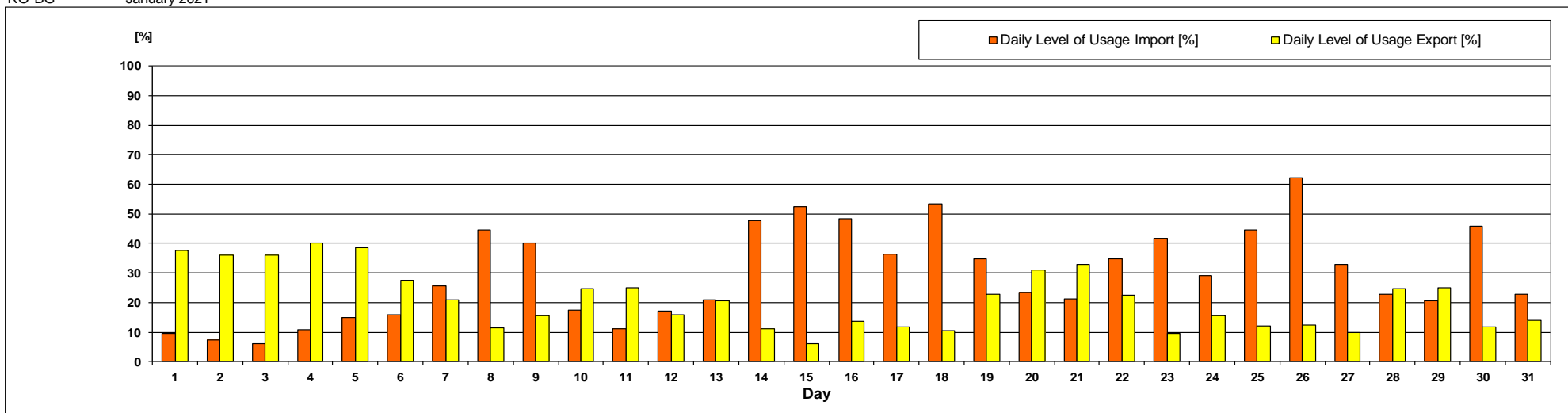


CET

Usage level of yearly and monthly allocated capacity was calculated as ratio between nominated capacity and sum of allocated capacity at yearly and monthly auctions after returns.

In January 2021, the average values (arithmetic) of usage level are: 10.47% on export direction and 8.91% on import direction.

RO-BG January 2021

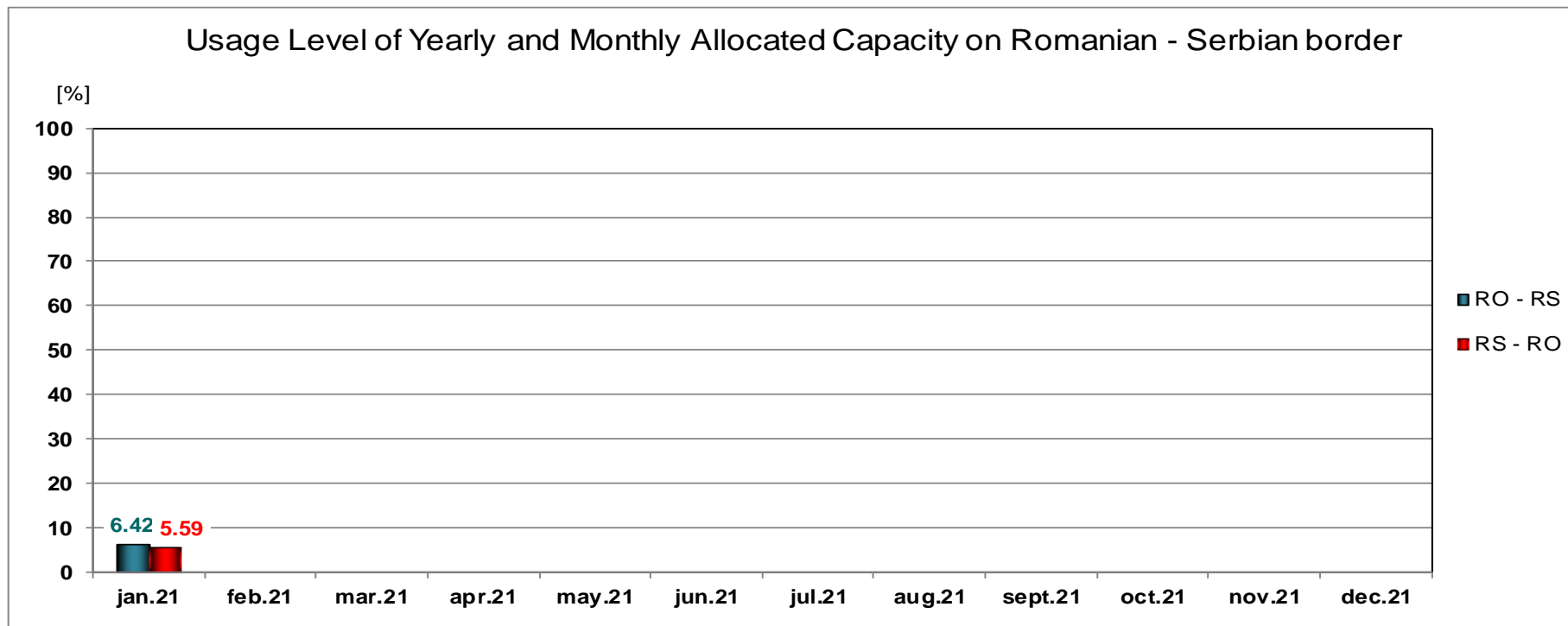


Daily Level of Usage [%]

January 2021	1	2	3	4	5	6	7	8	9	10	11	12	13	14	15	16	17	18	19	20	21	22	23	24	25	26	27	28	29	30	31
Import	9.70	7.21	6.11	10.72	14.76	15.93	25.79	44.67	40.18	17.41	11.22	16.98	20.77	47.57	52.48	48.35	36.28	53.48	34.74	23.28	21.24	34.65	41.83	29.04	44.67	62.07	32.88	22.76	20.64	45.93	22.95
Export	37.61	36.03	36.04	40.10	38.67	27.51	20.86	11.33	15.65	24.74	24.87	15.91	20.71	11.20	6.15	13.77	11.70	10.57	22.80	30.98	32.78	22.49	9.65	15.50	12.17	12.54	9.82	24.78	25.02	11.92	14.12

Level of usage of daily allocated capacity, calculated at monthly level, as ratio between sum of nominated daily capacities and sum of daily allocated capacities, has the following values:

- Import 30.04 [%]
- Export 20.45 [%]



CET

Usage level of yearly and monthly allocated capacity was calculated as ratio between nominated capacity and sum of allocated capacity at yearly and monthly auctions after returns.

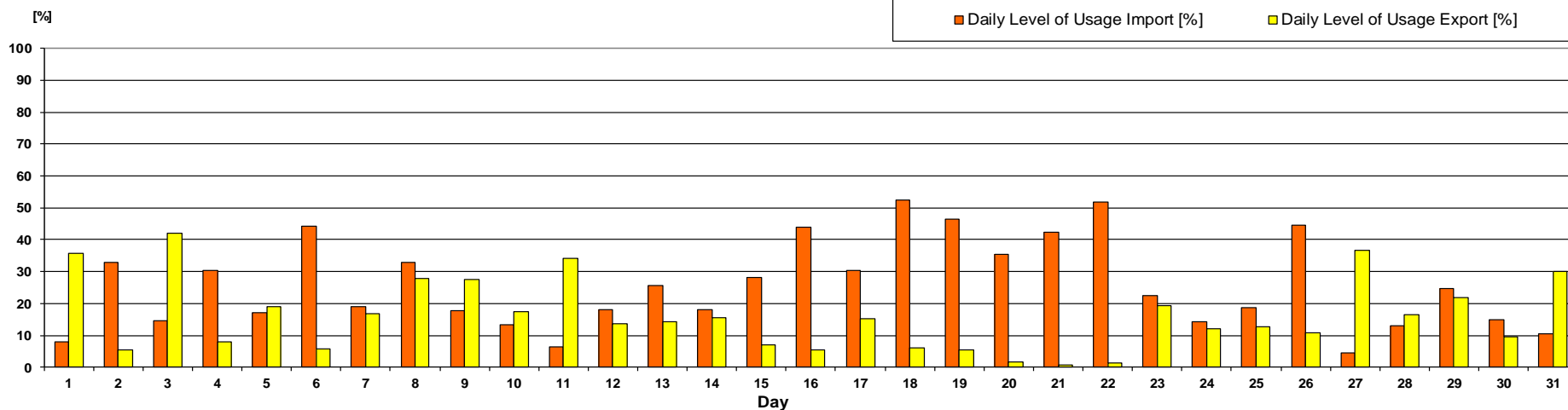
In January 2021, the average values (arithmetic) of usage level are: 6.42% on export direction and 5.59% on import direction.

Market for Allocation of Cross-Border Capacities

Daily Auctions on Romanian – Serbian border

Usage Level of Daily Allocated Capacity

Serbia January 2021

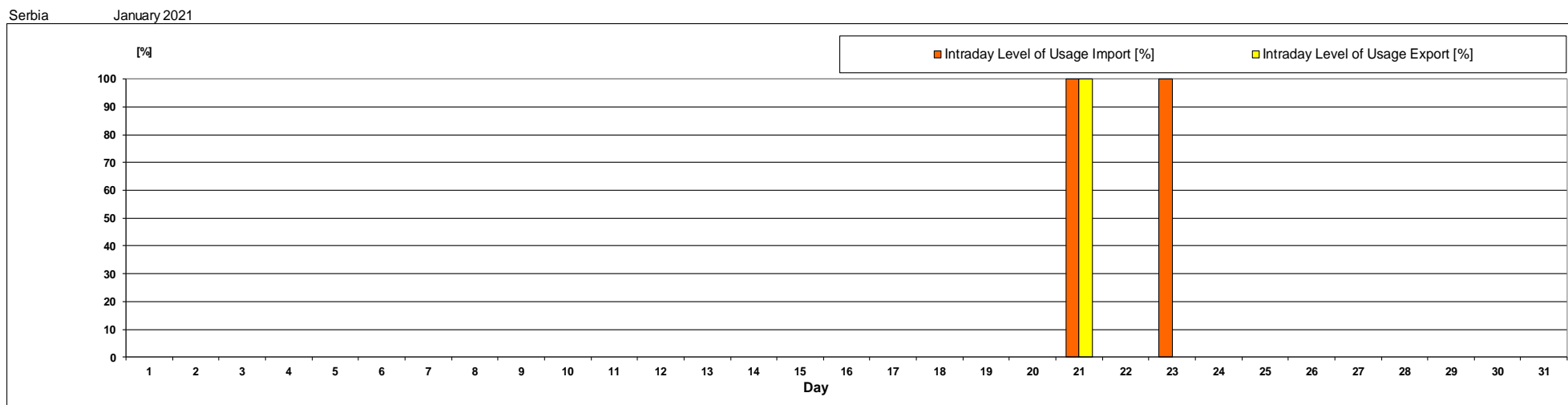


Daily Level of Usage [%]

January 2021	1	2	3	4	5	6	7	8	9	10	11	12	13	14	15	16	17	18	19	20	21	22	23	24	25	26	27	28	29	30	31
Import	8.03	32.92	14.67	30.51	17.07	44.36	18.88	32.85	17.61	13.28	6.51	18.15	25.66	17.93	28.23	43.89	30.49	52.60	46.44	35.34	42.23	51.66	22.34	14.16	18.61	44.44	4.47	13.04	24.71	14.79	10.42
Export	35.75	5.37	41.89	8.05	19.07	5.79	16.65	27.73	27.50	17.47	34.19	13.69	14.40	15.64	6.99	5.48	15.30	6.00	5.61	1.69	0.72	1.31	19.32	12.08	12.76	10.81	36.68	16.57	21.76	9.45	30.18

Level of usage of daily allocated capacity, calculated at monthly level, as ratio between sum of nominated daily capacities and sum of daily allocated capacities, has the following values:

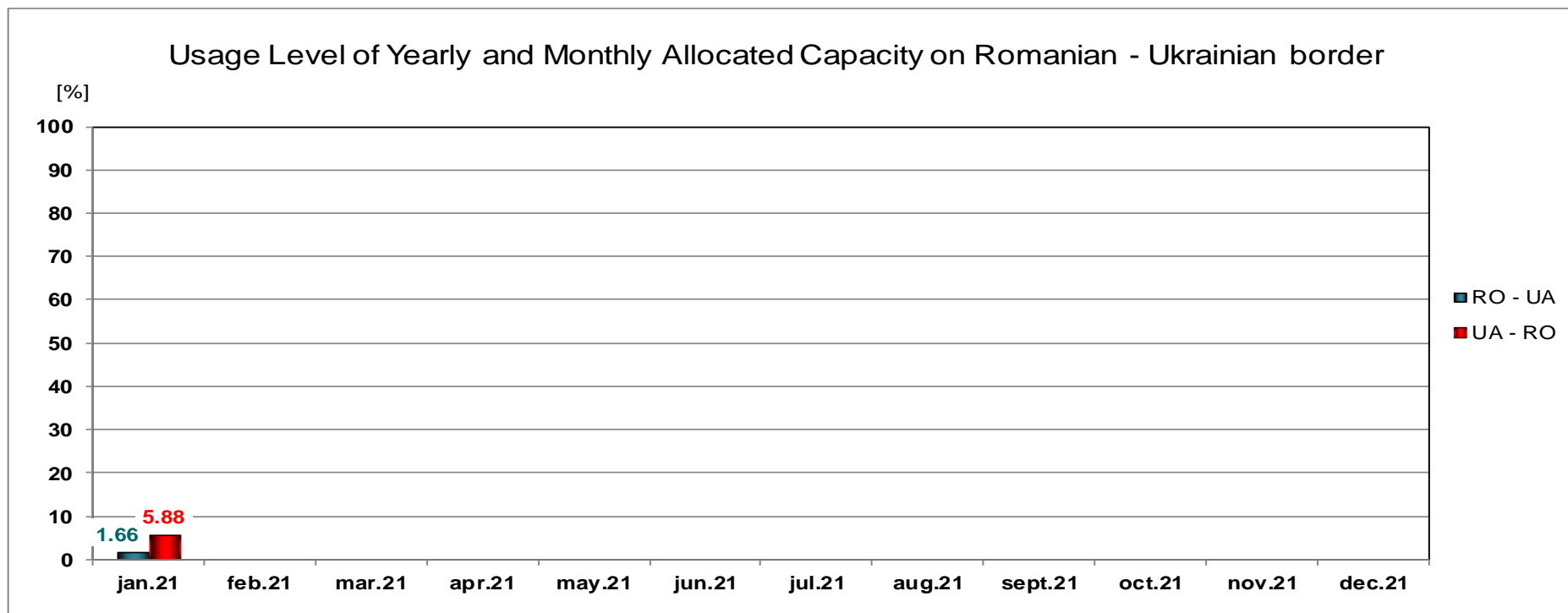
- Import 25.03 [%]
- Export 15.53 [%]



Intraday Level of Usage [%]		1	2	3	4	5	6	7	8	9	10	11	12	13	14	15	16	17	18	19	20	21	22	23	24	25	26	27	28	29	30	31	
January 2021		-	-	-	-	-	-	-	-	-	-	-	-	-	-	-	-	-	-	-	-	100.00	-	100.00	-	-	-	-	-	-	-	-	
Import		-	-	-	-	-	-	-	-	-	-	-	-	-	-	-	-	-	-	-	-	100.00	-	100.00	-	-	-	-	-	-	-	-	
Export		-	-	-	-	-	-	-	-	-	-	-	-	-	-	-	-	-	-	-	0.00	100.00	-	-	-	-	-	-	-	-	-	0.00	0.00

Level of usage of intraday allocated capacity, calculated at monthly level, as ratio between sum of nominated intraday capacities and sum of intraday allocated capacities, has the following values:

- Import 100.00 [%] (allocated only on 21 and 23.01.2021)
- Export 0.65 [%] (allocated only on 20, 21, 30 and 31.01.2021)



CET

Usage level of yearly and monthly allocated capacity was calculated as ratio between nominated capacity and sum of allocated capacity at yearly and monthly auctions.

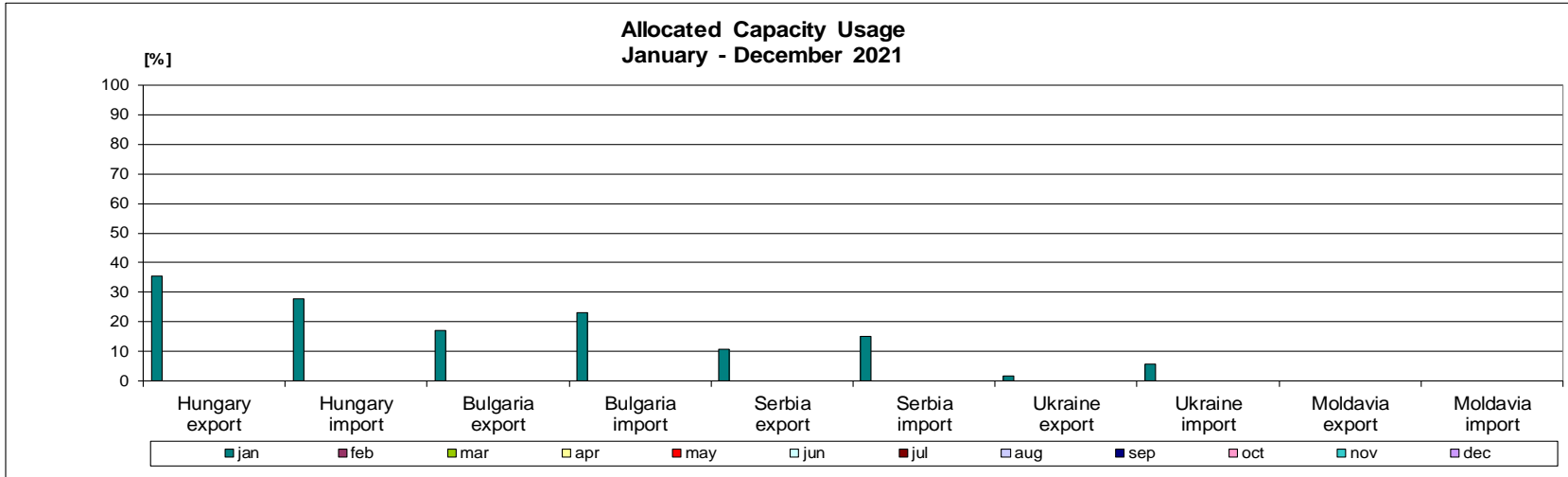
In January 2021, the average values (arithmetic) of usage level are: 1.66% on export direction and 5.88% on import direction.

Market for Allocation of Cross-Border Capacities



Transelectrica®
Societate Administrată în Sistem Dualist

Usage level of capacity rights



The level of usage of total capacity rights on one border and direction represent the percentage ratio between the energy associated with the commercial transactions, nominated during a month, and the energy associated with the total capacity rights.

[%]	Hungary export	Hungary import	Bulgaria export	Bulgaria import	Serbia export	Serbia import	Ukraine export	Ukraine import	Moldavia export	Moldavia import
jan	35.56	27.69	17.23	23.10	10.85	15.28	1.66	5.88	-	-
feb										
mar										
apr										
may										
jun										
jul										
aug										
sep										
oct										
nov										
dec										
average	35.56	27.69	17.23	23.10	10.85	15.28	1.66	5.88	-	-


Type B

In January 2021, it was noticed a low level of capacity usage. The highest level of usage was on export direction to Hungary.

Market for Allocation of Cross-Border Capacities



Usage Level of NTC on Romanian – Hungarian border



Hungary (monthly averages values, MW)	jan.21	feb.21	mar.21	apr.21	may.21	jun.21	jul.21	aug.21	sept.21	oct.21	nov.21	dec.21	sum
HU NTC Exp (-)	-800												-800
HU Cross-border Schedules Exp (-)	-345												-345
HU NTC Imp (+)	1000												1000
HU Cross-border Schedules Imp (+)	237												237

The level of usage was calculated as ratio between total cross-border schedules (capacity nominated on long and short term) and NTC. In January 2021, the average values (arithmetic) of usage level are: 43.13% on export direction and 23.71% on import direction.

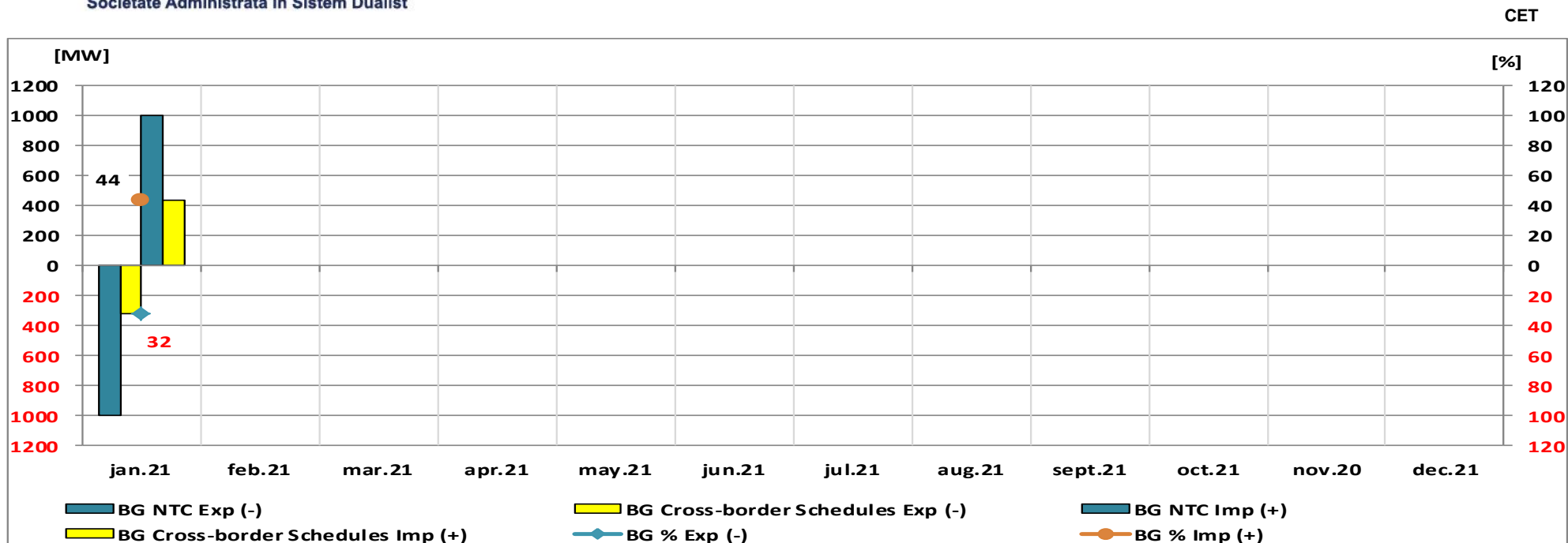
Market for Allocation of Cross-Border Capacities



Transelectrica®

Societate Administrată în Sistem Dualist

Usage Level of NTC on Romanian – Bulgarian border



Bulgaria (monthly averages values, MW)	jan.21	feb.21	mar.21	apr.21	may.21	jun.21	jul.21	aug.21	sept.21	oct.21	nov.21	dec.21	sum
BG NTC Exp (-)	-1000												-1000
BG Cross-border Schedules Exp (-)	-321												-321
BG NTC Imp (+)	1000												1000
BG Cross-border Schedules Imp (+)	440												440

The level of usage was calculated as ratio between total cross-border schedules (capacity nominated on long and short term) and NTC. In January 2021, the average values (arithmetic) of usage level are: 32.08% on export direction and 43.97% on import direction.

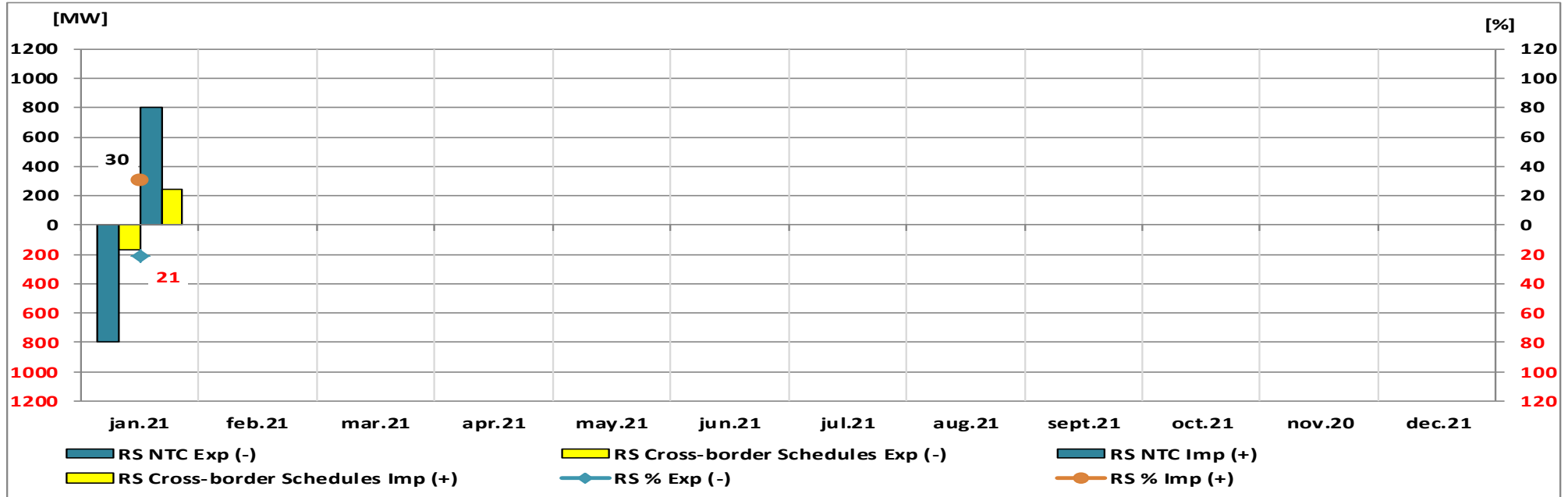


Transelectrica®
Societate Administrată în Sistem Dualist

Market for Allocation of Cross-Border Capacities

Usage Level of NTC on Romanian – Serbian border

CET



Serbia (monthly averages values, MW)	jan.21	feb.21	mar.21	apr.21	may.21	jun.21	jul.21	aug.21	sept.21	oct.21	nov.21	dec.21	sum
RS NTC Exp (-)	-800												-800
RS Cross-border Schedules Exp (-)	-169												-169
RS NTC Imp (+)	800												800
RS Cross-border Schedules Imp (+)	244												244

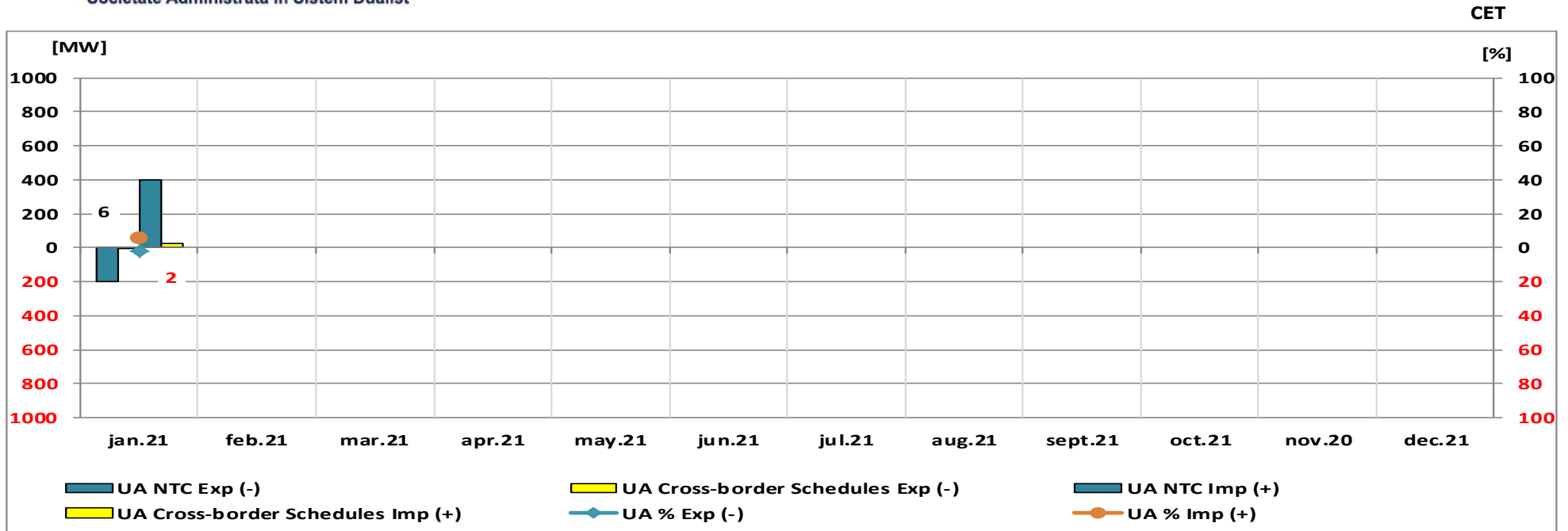
The level of usage was calculated as ratio between total cross-border schedules (capacity nominated on long and short term) and NTC. In January 2021, the average values (arithmetic) of usage level are: 21.14% on export direction and 30.44% on import direction.



Transelectrica®
Societate Administrată în Sistem Dualist

Market for Allocation of Cross-Border Capacities

Usage Level of NTC on Romanian – Ukrainian border



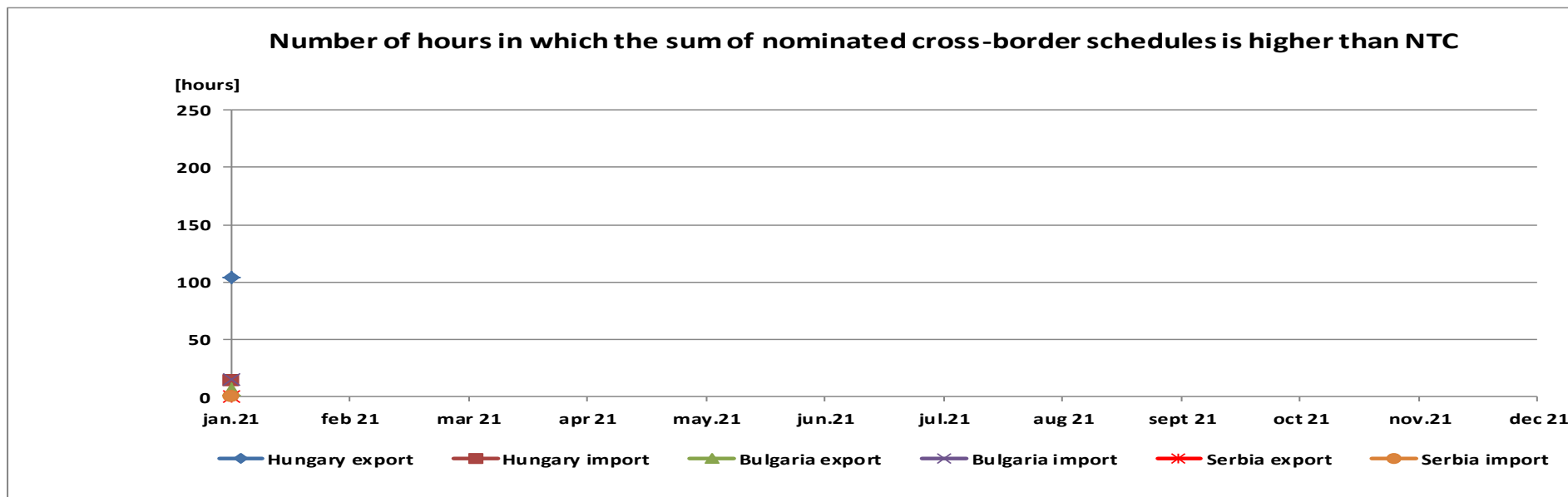
Ukraine (monthly averages values, MW)	jan.21	feb.21	mar.21	apr.21	may.21	jun.21	jul.21	aug.21	sept.21	oct.21	nov.21	dec.21	sum
UA NTC Exp (-)	-200												-200
UA Cross-border Schedules Exp (-)	-3.3												-3
UA NTC Imp (+)	400												400
UA Cross-border Schedules Imp (+)	24												24

The level of usage was calculated as ratio between total cross-border schedules (capacity nominated on long and short term) and NTC. In January 2021, the average values (arithmetic) of usage level are: 1.66% on export direction and 5.88% on import direction.



Maximization of NTC Usage

CET



Number of hours	jan.21	feb 21	mar 21	apr 21	may.21	jun.21	jul.21	aug 21	sept 21	oct 21	nov.21	dec 21
Hungary export	104											
Hungary import	14											
Bulgaria export	6											
Bulgaria import	15											
Serbia export	0											
Serbia import	0											

By making efficient use of the interconnection (applying “netting” principle in daily and intra-day offered capacity calculation) there are some hours in which sum of nominated cross-border schedules is higher than the NTC.

Market for Allocation of Cross-Border Capacities



Synthesis (C1, C3, HHI) on type of auction and total values

January 2021

Border	Auction												Total		
	Yearly			Monthly			Daily			Intraday			C1 [%]	C3 [%]	HHI
	C1 [%]	C3 [%]	HHI	C1 [%]	C3 [%]	HHI	C1 [%]	C3 [%]	HHI	C1 [%]	C3 [%]	HHI			
<i>Hungary import</i>	51.58	78.51	3176	48.39	72.76	2855	-	-	-	-	-	-	28.66	62.58	1716
<i>Hungary export</i>	49.14	67.71	2720	32.14	70.71	1982	-	-	-	-	-	-	27.30	52.38	1337
<i>Bulgaria import</i>	22.56	48.87	1202	20.83	56.88	1411	17.45	46.38	1054	-	-	-	12.73	35.85	723
<i>Bulgaria export</i>	22.61	46.48	1119	20.83	54.17	1298	20.22	55.57	1296	-	-	-	13.14	37.57	749
<i>Serbia import</i>	27.60	71.60	1573	32.73	78.91	2487	23.27	61.45	1674	95.24	100.00	9093	23.48	53.29	1358
<i>Serbia export</i>	35.60	82.80	2500	20.00	56.36	1563	24.98	67.80	1810	98.69	100.00	9742	19.73	50.67	1257
<i>Ukraine import</i>	50.00	100.00	4398	50.00	100.00	4398	-	-	-	-	-	-	50.00	100.00	4398
<i>Ukraine export</i>	50.00	100.00	5000	50.00	100.00	5000	-	-	-	-	-	-	50.00	100.00	5000
<i>Moldavia import</i>	-	-	-	-	-	-	-	-	-	-	-	-	-	-	-

Note:

- On the Hungarian border the implicit daily allocation is done through the market coupling mechanism of CZ-SK-HU day-ahead electricity markets (starting with 20.11.2014) and implicit intraday allocation is organized due to the integration of Romanian intraday market in SIDC - Single Intra-Day Market (starting with 20.11.2019).
- On the Bulgarian border implicit intraday allocation is organized due to the integration of Romanian intraday market in SIDC (Single Intra-Day Market) (starting with 20.11.2019).



Email: Monitorizare.Piata@transelectrica.ro

Fax: 021 3035630