



Transelectrica®
Societate Administrată în Sistem Dualist

MARKET MONITORING REPORT

Market for Allocation of Cross-Border Capacities

February 2022



- ANRE - Romanian Energy Regulatory Authority
- HHI - Herfindahl-Hirschman Index
- BRP - Balance Responsible Party
- BM - Balancing Market
- DAM - Day Ahead Market
- TSO - Transmission System Operator
- DU – Dispatchable Unit
- PN – Physical Notification
- NDC - National Dispatching Center
- C1 – The market share of the largest market participant
- C3 – Total market share of top 3 market participants
- NPS – Minimum number of residual generators
- TTC – Total Transfer Capacity
- NTC – Net Transfer Capacity
- ATC – Available Transfer Capacity

Transelectrica, the Romanian Transmission System Operator, operates and monitors the activity of 3 types of markets: Balancing Market, Ancillary Services Market and Market for Allocation of Cross-Border Capacities.

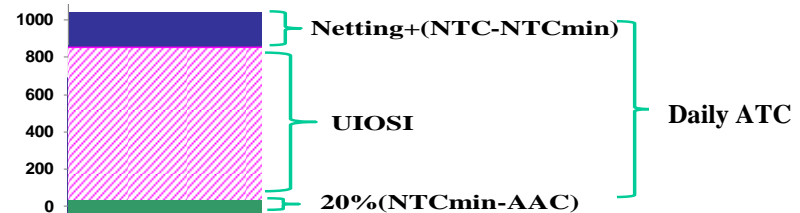
Using the records from the markets data base, Transelectrica prepares daily, weekly and monthly monitoring reports. A part of the data included in these reports (those data which are not confidential) is published on the website **www.transelectrica.ro**

General Remarks



- For year 2022 :

- ✓ on the Bulgarian border, the daily allocation is of implicit type as a result of the integration of RO – BG border in Single Day-Ahead Market Coupling (SDAC). In case of decoupling, the Joint Allocation Office (JAO) is the organizer of the explicit daily auctions (shadow auctions) for RO – BG border. Implicit intraday allocation with continuous trading is organized on the Bulgarian border, as a result of the integration of Romanian intraday market in SIDC (Single Intra-Day Market). In the event of decoupling, no explicit intraday auctions are organized on RO – BG border.
- ✓ on the Hungarian border, the daily allocation is of implicit type as a result of the integration of RO – HU border in Single Day-Ahead Market Coupling (SDAC). In case of decoupling, the Joint Allocation Office (JAO) is the organizer of the explicit daily auctions (shadow auctions) for RO-HU border. Implicit intraday allocations are held with continuous trading, as a result of the integration of Romanian intraday market in SIDC (Single Intra-Day Market). On this border the 15 minutes cross-border product is available. In the event of decoupling, no explicit intraday auctions are organized on RO – HU border.
- ✓ on the Serbian border, the bilateral coordinated allocation is done for 100% of total capacity: daily auctions are held by EMS (Serbia) and long term and intraday auctions are held by Transelectrica. The intraday allocation is done in six auction sessions for time intervals: 00:00-04:00, 04:00-08:00, 08:00-12:00, 12:00-16:00, 16:00-20:00, 20:00-00:00 CET.
- ✓ *UIOSI* („use it or sell it”) principle is applied on Hungarian, Bulgarian and Serbian borders. The “netting” is applied to daily and intraday allocation.
- ✓ the long term auctions on Hungarian and Bulgarian borders are held by Joint Allocation Office (JAO) based on Allocation Rules for Forward Capacity Allocation (HAR) and border specific Annex. On these borders it is applied:
 - ✓ reservation of a percentage of interconnection capacity for short term auction, offered capacity being calculated as 80% of the minimum of available capacities of all periods of the month





- Transelectrica's auctions are held on Damas platform, with euro currency trading;
- On Romanian – Bulgarian, Romanian – Serbian and Romanian – Hungarian borders, the physical transmission rights are used in accordance with „m:n” nomination principle, for all time horizons;
- Daily auction results on the Serbian border (auction prices, allocated capacities) are provided by the Serbian TSO and long term auction results on the Hungarian and Bulgarian borders are provided by JAO;
- Usage of allocated capacity on Ukrainian border is restricted by the Ukrainian TSO agreement;
- Monthly auctions for February were held as:
 - ✓ import/export Hungary, import/export Bulgaria, import Serbia and import/export Ukraine, for the period 01 – 28.02.2022;
 - ✓ export Serbia, for the periods 01 – 20.02.2022; 21.02.2022; 22 – 27.02.2022; 28.02.2022;
- Due to lack of request from participants, 40 MW capacity was not allocated at monthly auction on export direction to Ukraine. During the period 23 – 27.02.2022, there were scheduled isolated operation tests of the Ukrainian power system, namely the disconnection of Burshtyn Island from the European Power System, its synchronization with the Ukrainian system and separation from the Russian and Belarus power systems. Due to the conflict situation in Ukraine, the reconnection of Burshtyn Island to the European Power System was no longer possible. Therefore, the Ukrainian power system remained isolated and the market participants were informed about the update of NTC values to 0 MW, for the period 23.02.2022 – 28.02.2022, cancellation of allocated capacity rights and reimbursement of capacity cost.

Market for Allocation of Cross-Border Capacities



Monthly auction Results of 01 – 28 February 2022

	Prices [euro/MWh]	Capacities [MW]								
	Results	TTC	NTC	ATC	AAC	Reserved	Offered	Requested	Alocated	Final Rights*
Hungary export <i>01 - 28 February 2022</i>	6.11	800	700	350	350	25	305	2978	305	630
Hungary import <i>01 - 28 February 2022</i>	1.23	800	700	350	350	35	315	2952	315	630
Bulgaria export <i>01 - 28 February 2022</i>	0.49	1300	1200	700	500	0	560	4008	560	1060
Bulgaria import <i>01 - 28 February 2022</i>	5.00	1100	1000	500	500	0	400	3987	400	900

Notes:

ATC values on Hungarian and Bulgarian borders are calculated before the reservation of capacity. Offered capacity includes reservation and returned capacity.

Requested = requested capacity that remains after automatic rejection of the offers with credit limit exceeded

Final rights = monthly allocated capacity + yearly allocated capacity after returns and withdrawals.

Market for Allocation of Cross-Border Capacities



Transelectrica®
Societate Administrată în Sistem Dualist

Monthly auction Results of 01 – 28 February 2022

	Prices [euro/MWh]	Capacities [MW]								
	Results	TTC	NTC	ATC	AAC	Reserved	Offered	Requested	Alocated	Final Rights*
Serbia export										
01 - 20 February 2022	4.89	600	500	250	250	-	250	915	250	500
21 February 2022	5.11	550	450	200	250	-	200	882	200	450
22 - 27 February 2022	4.75	600	500	250	250	-	250	913	250	500
28 February 2022	5.11	550	450	200	250	-	200	882	200	450
Serbia import										
01 - 28 February 2022	0.21	600	500	250	250	-	250	819	250	500
Ukraine export										
01 - 28 February 2022	0.00	200	100	100	-	-	100	60	60	60
Ukraine import										
01 - 28 February 2022	0.20	400	300	300	-	-	300	393	300	300
Moldavia export										
01 - 28 February 2022	-	-	-	-	-	-	-	-	-	-
Moldavia import										
01 - 28 February 2022										
RO_Vulcanesti	-	-	-	-	-	-	-	-	-	-
01 - 28 February 2022										
RO_Costesti	-	-	-	-	-	-	-	-	-	-
01 - 28 February 2022										
RO_Cioara	-	-	-	-	-	-	-	-	-	-

Notes:

Requested = requested capacity that remains after automatic rejection of the offers with credit limit exceeded

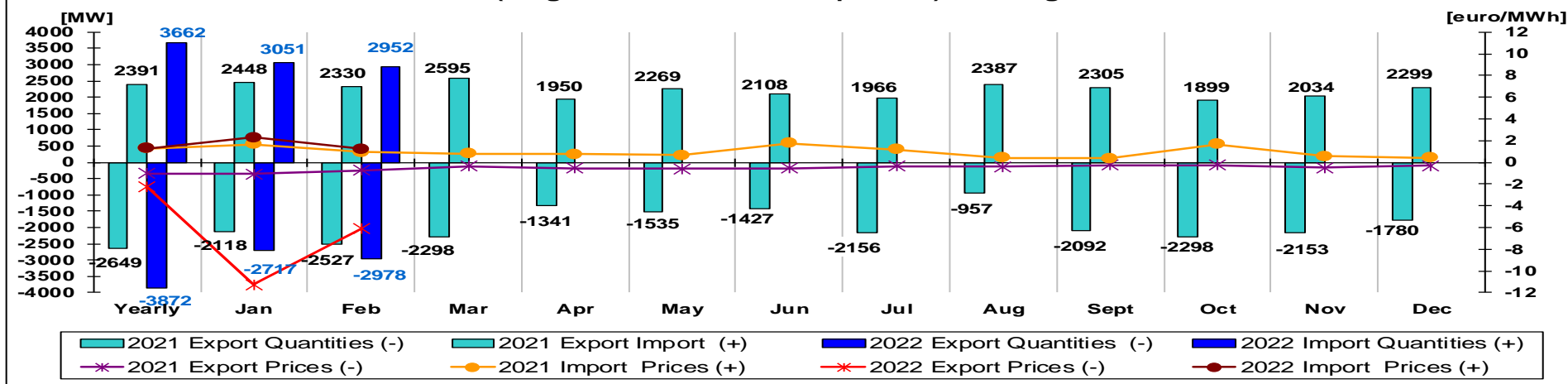
Final rights = monthly allocated capacity + yearly allocated capacity after returns and withdrawals.

Market for Allocation of Cross-Border Capacities



Transelectrica®
Societate Administrată în Sistem Dualist

Weighted average of requested capacities correlated with auction clearing price (weighted with allocated capacities) on Hungarian border

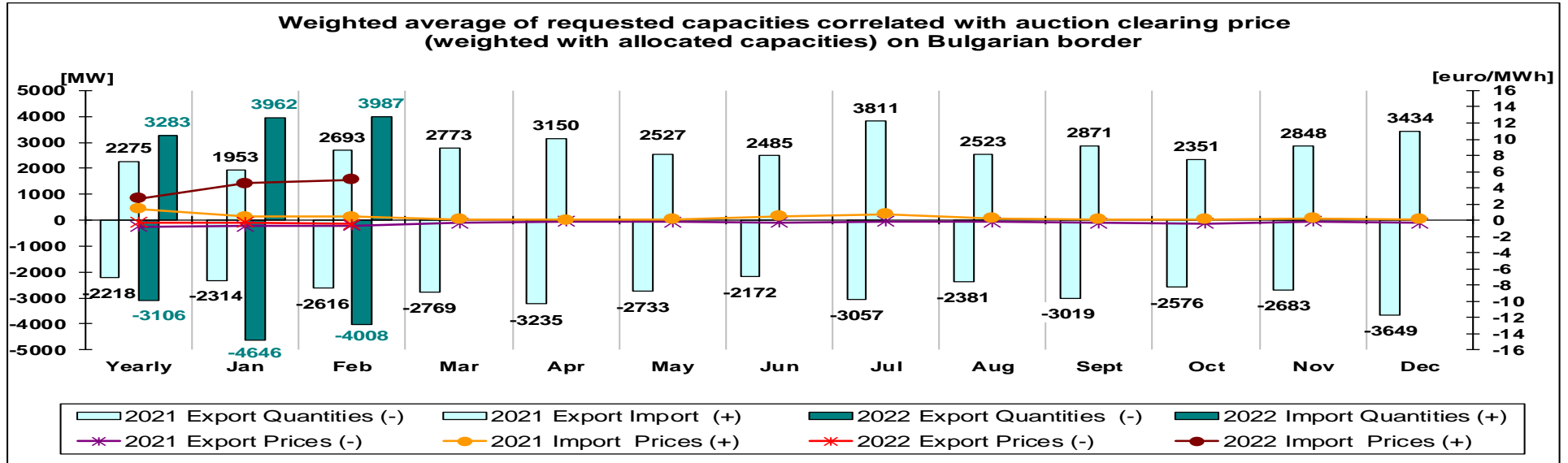


Border	Yearly	Jan. 22	Feb.22	Mar.22	Apr.22	May 22	Jun. 22	Jul. 22	Aug. 22	Sept. 22	Oct. 22	Nov.22	Dec. 22
Hungary export	2.27	11.27	6.11										
Hungary import	1.28	2.29	1.23										

Border	Yearly	Jan. 21	Feb.21	Mar.21	Apr.21	May 21	Jun. 21	Jul. 21	Aug. 21	Sept. 21	Oct. 21	Nov.21	Dec. 21
Hungary export	1.03	1.05	0.72	0.33	0.54	0.58	0.53	0.33	0.40	0.25	0.25	0.49	0.29
Hungary import	1.28	1.67	0.96	0.78	0.77	0.64	1.77	1.18	0.43	0.38	1.67	0.55	0.44

- Compared with previous year, in February 2022 there was a significant increase of the auction price on export direction, while offered capacity and requested capacity were higher. On import direction, monthly auction price increased compared with similar period of previous year, while offered capacity and requested capacity were higher.

Market for Allocation of Cross-Border Capacities



Border	Yearly	Jan. 22	Feb.22	Mar.22	Apr.22	May 22	Jun. 22	Jul. 22	Aug. 22	Sept. 22	Oct. 22	Nov.22	Dec. 22
Bulgaria export	0.30	0.29	0.49										
Bulgaria import	2.71	4.56	5.00										

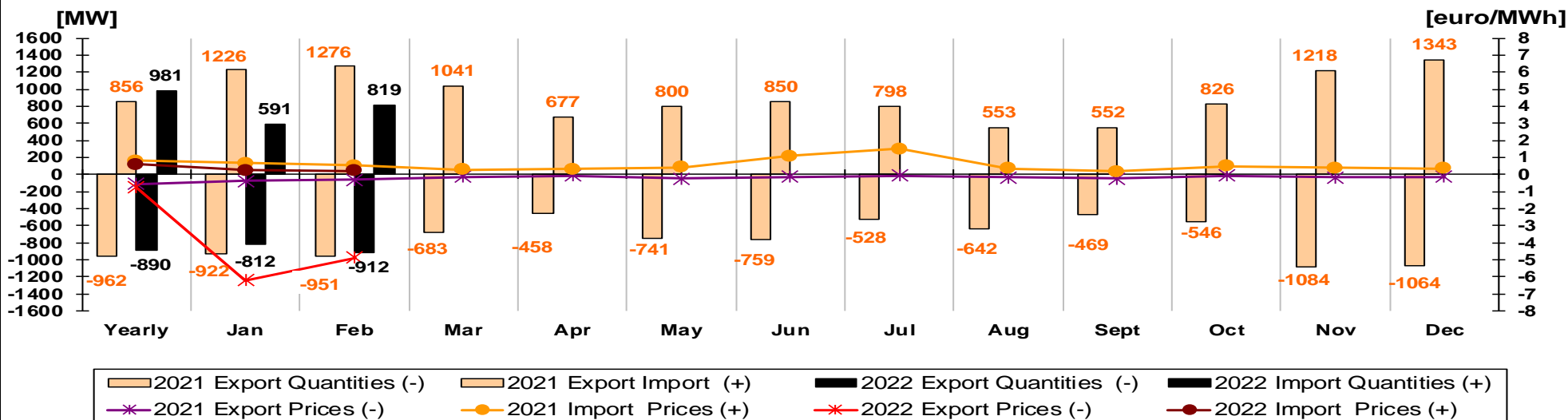
Border	Yearly	Jan. 21	Feb.21	Mar.21	Apr.21	May 21	Jun. 21	Jul. 21	Aug. 21	Sept. 21	Oct. 21	Nov.21	Dec. 21
Bulgaria export	0.77	0.71	0.68	0.35	0.18	0.19	0.25	0.14	0.20	0.33	0.38	0.18	0.32
Bulgaria import	1.43	0.41	0.40	0.09	0.07	0.09	0.51	0.73	0.24	0.14	0.12	0.21	0.14

- Compared with previous year, in February 2022 the auction price decreased on export direction, while offered capacity and requested capacity were higher. On import direction, monthly auction price significantly increased compared with similar period of previous year, while offered capacity was lower and requested capacity was higher.

Market for Allocation of Cross-Border Capacities



Weighted average of requested capacities correlated with auction clearing price (weighted with allocated capacities) on Serbian border



Border	Yearly	Jan. 22	Feb.22	Mar.22	Apr.22	May 22	Jun. 22	Jul. 22	Aug. 22	Sept. 22	Oct. 22	Nov.22	Dec. 22
Serbia export	0.74	6.20	4.87										
Serbia import	0.60	0.25	0.21										

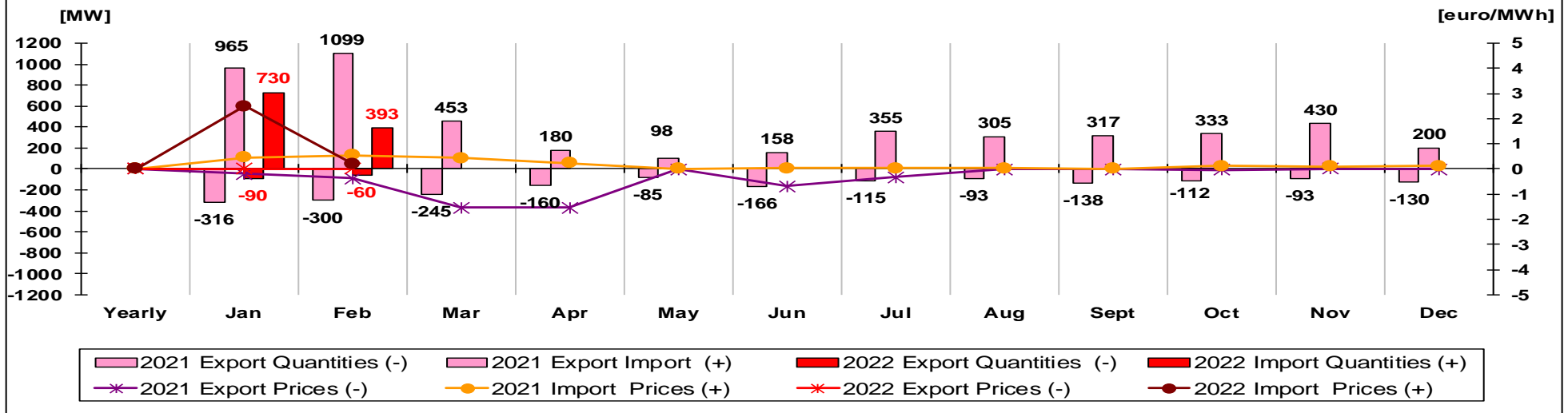
Border	Yearly	Jan. 21	Feb.21	Mar.21	Apr.21	May 21	Jun. 21	Jul. 21	Aug. 21	Sept. 21	Oct. 21	Nov.21	Dec. 21
Serbia export	0.56	0.36	0.32	0.13	0.07	0.24	0.12	0.05	0.16	0.22	0.07	0.16	0.13
Serbia import	0.82	0.66	0.52	0.29	0.32	0.43	1.08	1.50	0.35	0.17	0.51	0.41	0.37

- Compared with previous year, in February 2022 the auction price significantly increased on export direction, while offered capacity and requested capacity were lower. On import direction monthly auction price decreased, while offered capacity and requested capacity were lower.

Market for Allocation of Cross-Border Capacities



Weighted average of requested capacities correlated with auction clearing price (weighted with allocated capacities) on Ukrainian border



Border	Yearly	Jan. 22	Feb.22	Mar.22	Apr.22	May 22	Jun. 22	Jul. 22	Aug. 22	Sept. 22	Oct. 22	Nov.22	Dec. 22
Ukraine export	-	0.00	0.00										
Ukraine import	-	2.50	0.20										

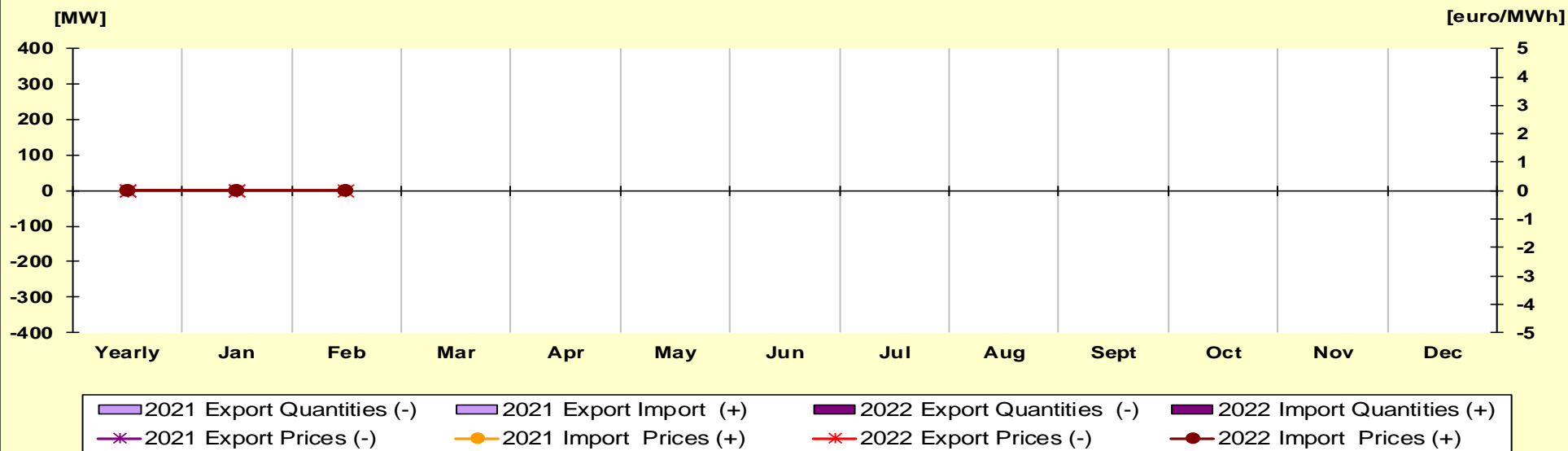
Border	Yearly	Jan. 21	Feb.21	Mar.21	Apr.21	May 21	Jun. 21	Jul. 21	Aug. 21	Sept. 21	Oct. 21	Nov.21	Dec. 21
Ukraine export	-	0.20	0.37	1.55	1.55	0.02	0.69	0.32	0.01	0.02	0.04	0.00	0.02
Ukraine import	-	0.45	0.55	0.44	0.23	0.02	0.03	0.02	0.02	0.02	0.12	0.09	0.11

- Compared with previous year, in February 2022 the auction price decreased on import direction, while offered capacity did not vary and requested capacity was lower. On export direction monthly auction price was zero.

Market for Allocation of Cross-Border Capacities



Weighted average of requested capacities correlated with auction clearing price (weighted with allocated capacities) on Moldavian border



Border	Yearly	Jan. 22	Feb.22	Mar.22	Apr.22	May 22	Jun. 22	Jul. 22	Aug. 22	Sept. 22	Oct. 22	Nov.22	Dec. 22
Moldavia export	-	-	-	-									
Moldavia import	-	-	-	-									

Border	Yearly	Jan. 21	Feb.21	Mar.21	Apr.21	May 21	Jun. 21	Jul. 21	Aug. 21	Sept. 21	Oct. 21	Nov.21	Dec. 21
Moldavia export	-	-	-	-	-	-	-	-	-	-	-	-	-
Moldavia import	-	-	-	-	-	-	-	-	-	-	-	-	-

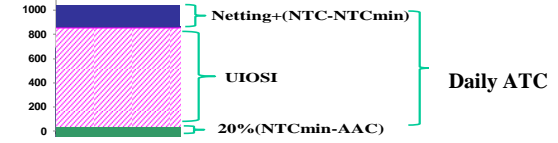


Transelectrica®
Societate Administrată în Sistem Dualist

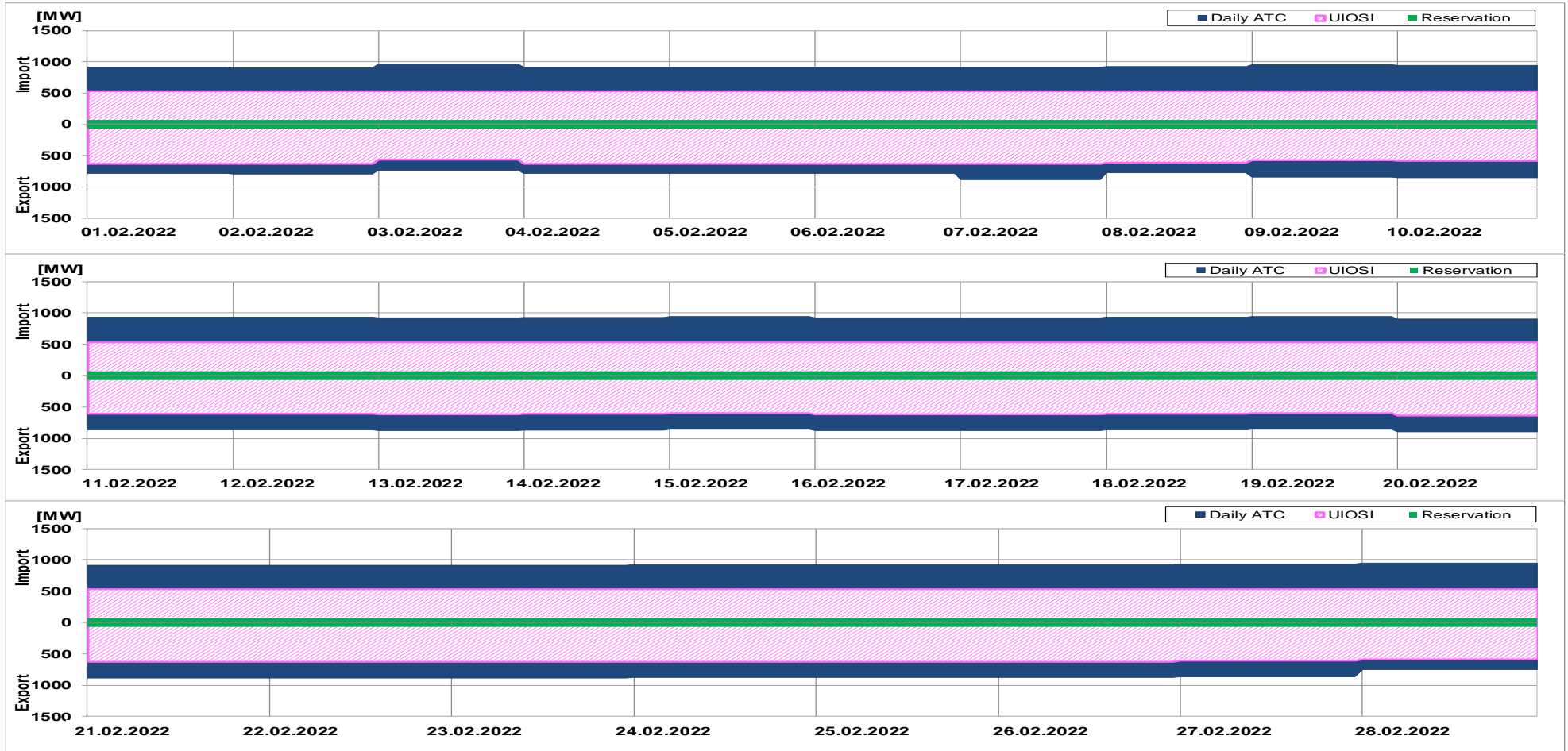
Market for Allocation of Cross-Border Capacities

Daily Implicit Auctions on Romanian – Hungarian border

Reserved Capacity [MW] average value		Unused Capacity [MW] average value	
RO-HU	HU-RO	RO-HU	HU-RO
70	70	607	534



Hungary February 2022

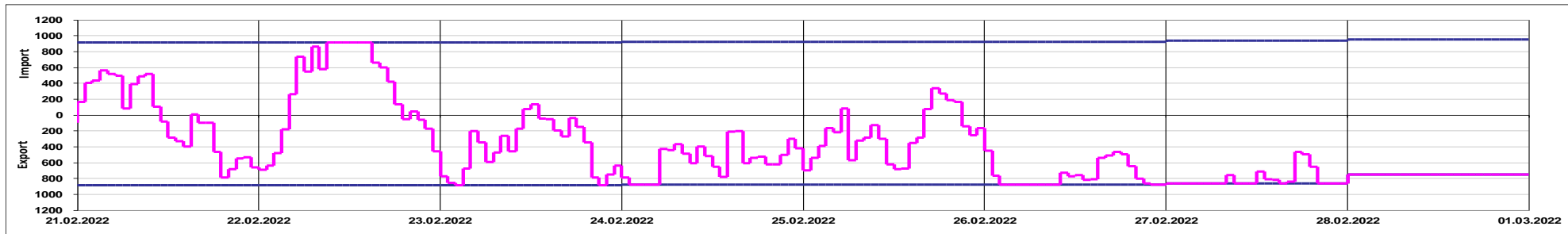
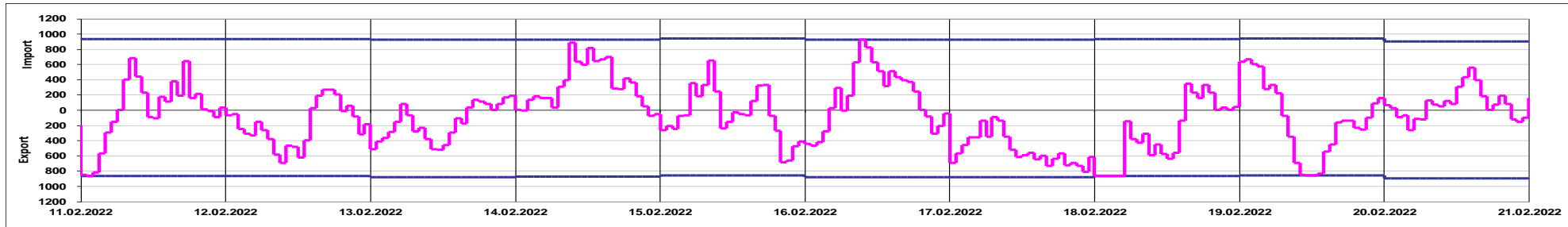
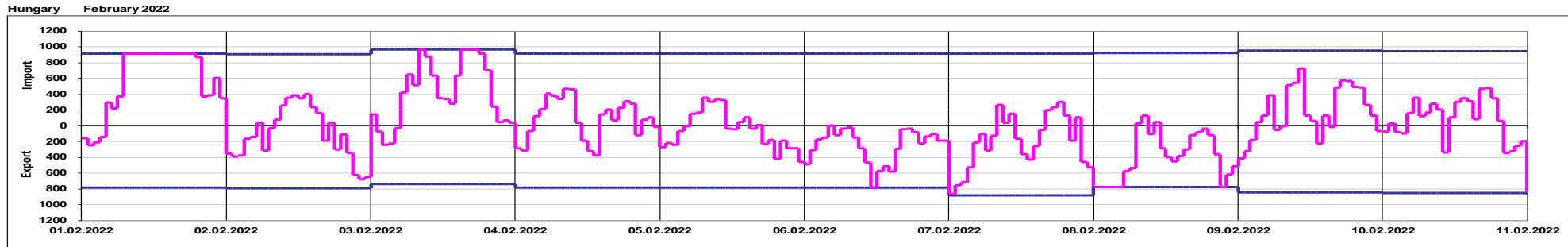




Transelectrica®
Societate Administrată în Sistem Dualist

Market for Allocation of Cross-Border Capacities

Daily Implicit Auctions on Romanian – Hungarian border



Offered Capacity on Daily Auction [MW]

Net Position Border RO – HU [MW]

Public

Market for Allocation of Cross-Border Capacities



Transelectrica®
Societate Administrată în Sistem Dualist

Daily Implicit Auctions on Romanian – Hungarian border

DAM Prices RO [Euro/MWh]

Day	1	2	3	4	5	6	7	8	9	10	11	12	13	14	15	16	17	18	19	20	21	22	23	24	Max
1	175.62	166.73	174.00	174.04	169.00	181.62	220.02	250.26	289.13	269.47	276.05	243.07	235.73	228.79	229.19	235.73	245.08	279.21	266.26	252.25	238.69	216.89	221.96	192.09	289.13
2	177.34	171.99	168.39	168.39	185.52	226.06	253.67	355.40	364.07	313.95	292.82	278.33	280.00	249.93	265.02	259.63	267.48	284.40	276.02	265.00	246.67	227.57	237.92	191.59	364.07
3	181.93	165.82	166.01	161.38	158.81	193.10	205.10	252.17	251.03	225.32	213.26	209.00	195.95	192.68	198.28	224.50	239.91	274.99	275.56	273.16	245.69	218.59	225.90	212.38	275.56
4	189.10	167.96	159.15	160.18	181.20	205.01	220.02	289.11	296.04	243.14	225.54	220.45	214.93	214.99	215.00	227.15	300.02	305.59	302.59	280.00	262.08	216.89	227.15	205.94	305.59
5	217.28	203.91	199.61	196.94	199.61	206.89	220.05	247.48	271.98	260.60	233.67	216.69	192.87	178.26	204.00	226.77	258.69	278.95	290.91	290.82	269.41	241.22	223.00	167.21	290.91
6	122.13	117.09	138.05	140.99	157.33	167.52	203.00	208.56	201.02	188.79	197.69	208.00	163.86	153.83	168.89	180.04	189.86	252.02	270.44	277.74	244.01	207.31	140.01	122.70	277.74
7	142.27	140.41	140.51	140.21	142.24	189.81	221.63	220.61	234.53	216.10	212.92	210.08	207.80	196.66	204.99	207.45	210.05	216.10	217.33	220.69	218.38	169.54	158.74	126.68	234.53
8	103.51	53.14	7.66	7.66	103.51	138.05	158.72	198.00	185.98	160.76	153.39	149.25	146.01	146.01	152.06	158.73	202.00	248.27	262.37	260.00	252.39	214.50	208.28	188.37	262.37
9	144.90	142.89	142.90	145.56	170.06	191.07	236.92	250.05	255.00	227.93	207.07	190.04	187.91	167.83	187.73	212.00	230.15	261.34	307.25	301.69	246.00	224.54	221.64	208.81	307.25
10	200.99	192.61	185.10	172.23	175.08	207.96	234.73	250.27	255.00	226.71	204.11	197.53	187.24	180.05	196.78	214.54	224.69	265.99	283.54	271.41	246.48	215.66	210.06	174.37	283.54
11	183.59	167.30	170.57	164.94	171.26	220.02	229.08	256.90	247.00	203.99	185.28	173.12	162.28	161.68	194.49	209.94	232.64	268.43	298.00	283.44	234.84	220.05	214.76	196.40	298.00
12	211.83	189.61	184.89	170.24	166.00	163.46	165.91	175.43	171.46	145.04	130.06	130.35	145.01	142.64	138.05	161.88	171.56	199.95	235.75	215.94	196.64	215.95	161.92	161.88	235.75
13	145.48	138.05	115.57	110.72	112.52	138.05	129.09	138.05	138.05	142.03	142.55	145.06	142.00	142.01	142.07	155.01	162.15	185.97	208.06	207.94	203.46	202.44	142.59	156.14	208.06
14	154.58	145.74	138.41	141.68	162.42	220.02	245.50	279.38	313.47	240.60	210.17	208.92	202.21	202.00	213.55	230.62	286.70	295.70	292.70	276.17	251.02	201.98	220.04	205.99	313.47
15	174.72	162.19	145.56	145.53	162.20	196.41	204.97	246.17	262.88	240.00	220.43	213.50	212.05	208.97	212.41	215.13	221.19	246.34	244.88	267.93	227.51	203.13	204.97	181.15	267.93
16	184.07	163.47	164.72	180.31	171.22	201.20	229.11	257.04	281.29	258.54	225.01	203.93	196.28	191.00	198.20	210.34	204.91	216.35	221.88	218.80	213.27	211.04	202.05	184.10	281.29
17	161.40	144.80	144.77	144.78	161.40	222.72	225.90	242.15	258.67	219.90	203.30	173.95	161.39	147.54	161.37	161.40	185.01	202.29	229.99	199.94	161.38	141.29	141.81	122.67	258.67
18	87.94	52.80	43.10	53.15	89.94	138.41	152.32	185.05	189.28	173.24	150.00	132.61	130.00	126.09	135.91	146.13	169.74	214.79	220.64	217.36	207.46	181.31	175.11	169.71	220.64
19	168.90	151.56	138.41	94.92	85.00	121.16	138.41	138.41	138.41	150.07	151.56	138.41	138.41	138.41	158.07	156.09	168.91	190.62	207.96	189.49	168.90	151.58	138.41	105.38	207.96
20	115.10	99.90	98.71	92.01	88.53	87.17	80.00	80.08	103.14	110.87	99.51	100.10	91.32	80.70	103.14	153.07	167.49	197.96	246.27	249.75	224.05	167.49	138.41	71.99	249.75
21	59.6	40.0	31.9	40.8	62.5	148.9	173.1	227.0	219.6	188.9	175.9	163.2	149.4	148.3	148.9	152.9	166.1	167.9	179.9	170.0	150.4	126.4	121.5	114.0	227.02
22	112.5	105.0	102.1	100.6	105.4	112.8	161.9	189.0	211.6	199.6	165.7	163.8	159.3	148.6	148.3	149.0	148.5	165.7	167.1	161.8	148.6	138.4	138.4	110.1	211.59
23	108.3	104.8	105.1	109.6	115.9	165.4	201.6	212.7	235.0	229.2	214.3	200.0	180.1	165.4	165.0	171.2	195.5	208.0	246.2	236.9	212.0	190.0	188.0	148.3	246.17
24	138.4	121.1	80.5	70.8	121.1	148.1	180.1	191.7	177.6	157.0	139.9	131.0	128.0	125.5	130.1	165.2	206.0	287.8	304.8	306.0	269.4	230.6	209.1	165.2	305.95
25	203.8	200.0	165.0	165.0	204.2	269.6	288.7	310.4	239.9	176.1	151.0	151.5	150.1	165.0	180.8	204.2	246.8	315.6	349.0	295.0	284.3	175.2	210.1	164.9	349.00
26	179.9	177.2	164.6	164.6	170.8	172.1	170.2	200.4	223.0	220.0	245.8	213.0	196.6	179.0	177.0	197.5	225.1	259.9	299.0	300.7	277.9	235.8	164.6	144.5	300.70
27	189.9	147.1	147.0	138.4	147.0	147.0	138.4	164.1	189.4	164.1	138.4	138.4	116.5	114.0	111.7	138.4	176.2	229.9	275.8	276.0	189.9	126.6	110.2	80.4	275.96
28	62.45	53.13	43.06	52.78	91.15	163.89	232.23	294.01	280.66	229.93	208.39	202.79	202.79	202.79	202.79	205.52	163.90	265.42	295.00	163.88	143.16	85.90	80.44	62.45	295.00

Average **188.51 EUR/MWh**

RO-HU February 2022



Transelectrica®
Societate Administrată în Sistem Dualist

Market for Allocation of Cross-Border Capacities

Daily Implicit Auctions on Romanian – Hungarian border

Congestion Prices [Euro/MWh]

Day	1	2	3	4	5	6	7	8	9	10	11	12	13	14	15	16	17	18	19	20	21	22	23	24	Max		
1	-	-	-	-	-	-	-	7.56	42.15	39.47	57.53	41.10	33.90	8.76	19.16	15.63	10.15	32.30	19.28	-	-	-	-	-	57.53		
2	-	-	-	-	-	-	-	-	-	-	-	-	-	-	-	-	-	-	-	-	-	-	-	-	-	0.00	
3	-	-	-	-	-	-	-	-	6.78	-	-	-	-	-	-	9.47	13.29	15.79	-	-	-	-	-	-	-	15.79	
4	-	-	-	-	-	-	-	-	-	-	-	-	-	-	-	-	-	-	-	-	-	-	-	-	-	0.00	
5	-	-	-	-	-	-	-	-	-	-	-	-	-	-	-	-	-	-	-	-	-	-	-	-	-	0.00	
6	-	-	-	-	-	-	-	-	-	-	-	-	-	-	-	-	-	-	-	-	-	-	-	-	-	0.00	
7	-	-	-	-	-	-	-	-	-	-	-	-	-	-	-	-	-	-	-	-	-	-	-	-	-	0.00	
8	72.23	77.77	118.83	112.61	21.18	-	-	-	-	-	-	-	-	-	-	-	-	-	-	-	-	-	5.54	-	-	118.83	
9	-	-	-	-	-	-	-	-	-	-	-	-	-	-	-	-	-	-	-	-	-	-	-	-	-	0.00	
10	-	-	-	-	-	-	-	-	-	-	-	-	-	-	-	-	-	-	-	-	-	-	-	-	-	0.00	
11	-	9.90	-	-	-	-	-	-	-	-	-	-	-	-	-	-	-	-	-	-	-	-	-	-	-	9.90	
12	-	-	-	-	-	-	-	-	-	-	-	-	-	-	-	-	-	-	-	-	-	-	-	-	-	0.00	
13	-	-	-	-	-	-	-	-	-	-	-	-	-	-	-	-	-	-	-	-	-	-	-	-	-	0.00	
14	-	-	-	-	-	-	-	-	-	-	-	-	-	-	-	-	-	-	-	-	-	-	-	-	-	0.00	
15	-	-	-	-	-	-	-	-	-	-	-	-	-	-	-	-	-	-	-	-	-	-	-	-	-	0.00	
16	-	-	-	-	-	-	-	-	-	-	-	-	-	-	-	-	-	-	-	-	-	-	-	-	-	0.00	
17	-	-	-	-	-	-	-	-	-	14.44	-	-	-	-	-	-	-	-	-	-	-	-	-	-	-	14.44	
18	8.87	35.78	53.87	52.30	10.09	-	-	-	-	-	-	-	-	-	-	-	-	-	-	-	-	-	-	-	-	53.87	
19	-	-	-	-	-	-	-	-	-	-	-	39.39	24.59	-	-	-	-	-	-	-	-	-	-	-	-	39.39	
20	-	-	-	-	-	-	-	-	-	-	-	-	-	-	-	-	-	-	-	-	-	-	-	-	-	0.00	
21	-	-	-	-	-	-	-	-	-	-	-	-	-	-	-	-	-	-	-	-	-	-	-	-	-	0.00	
22	-	-	-	-	-	-	-	-	-	14.56	10.73	19.81	26.71	21.54	23.20	-	-	-	-	-	-	-	-	-	-	26.71	
23	-	-	1.34	-	-	-	-	-	-	-	-	-	-	-	-	-	-	-	-	-	-	-	11.27	-	-	11.27	
24	-	2.21	43.44	52.29	1.06	-	-	-	-	-	-	-	-	-	-	-	-	-	-	-	-	-	-	-	-	52.29	
25	-	-	-	-	-	-	-	-	-	-	-	-	-	-	-	-	-	-	-	-	-	-	-	-	-	0.00	
26	-	-	28	35.50	26.46	65.06	79.82	63.04	52.61	47.41	-	-	-	-	-	-	-	-	-	-	-	-	-	77.58	67.61	79.82	
27	5.75	33.65	27.44	33.90	27.50	30.09	47.64	27.46	-	9.65	15.66	6.35	-	-	-	13.13	-	-	-	-	-	-	43.34	77.47	97.28	119.62	119.62
28	119.64	126.96	146.98	129.28	105.85	53.11	52.74	28.89	28.24	40.36	55.55	61.12	57.25	57.25	35.01	69.27	116.61	194.58	55.00	136.12	166.33	314.10	185.99	125.66	314.10		

Average 52.46 EUR/MWh

RO-HU February 2022

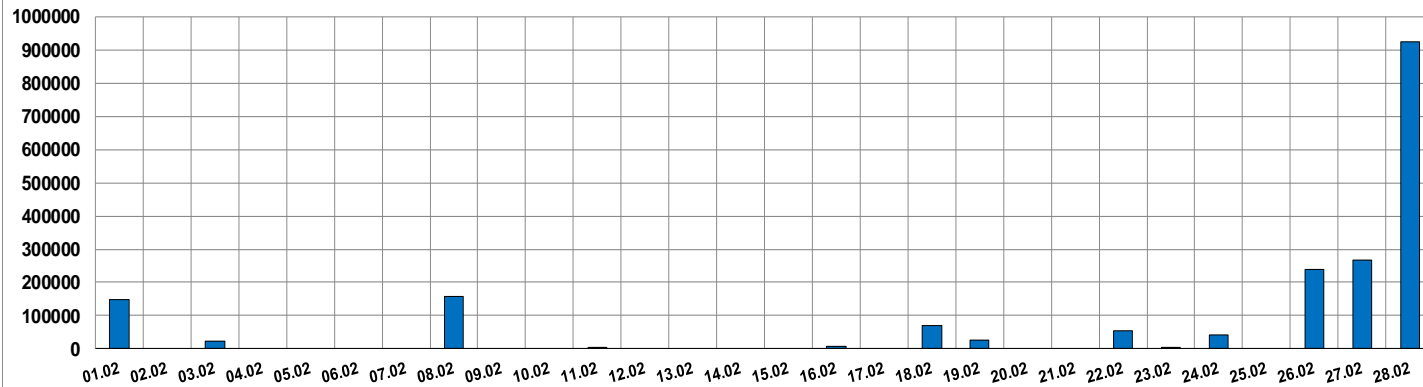


Transelectrica®
Societate Administrată în Sistem Dualist

Market for Allocation of Cross-Border Capacities

Daily Implicit Auctions on Romanian – Hungarian border

Congestion Income RO



Day	Congestion Income border RO-HU [Euro]	Congestion Income RO [Euro]
01.02	298869	149434
02.02	0	0
03.02	43698	21849
04.02	0	0
05.02	0	0
06.02	0	0
07.02	0	0
08.02	316732	158366
09.02	0	0
10.02	0	0
11.02	8573	4287
12.02	0	0
13.02	0	0
14.02	0	0
15.02	0	0
16.02	13343	6671
17.02	0	0
18.02	139348	69674
19.02	54767	27383
20.02	0	0
21.02	0	0
22.02	106527	53263
23.02	11172	5586
24.02	86724	43362
25.02	0	0
26.02	475528	237764
27.02	533395	266698
28.02	1848879	924440
Total	3937556	1968778

Daily Income [Euro]		Remuneration UIOSI [Euro]	
RO-HU	HU-RO	RO-HU	HU-RO
3475120	462436	2598316	268768
3937556		2867084	

TSO Income (Z-R) [Euro]	RO TSO Income (Z-R) [Euro]
1070472	535236

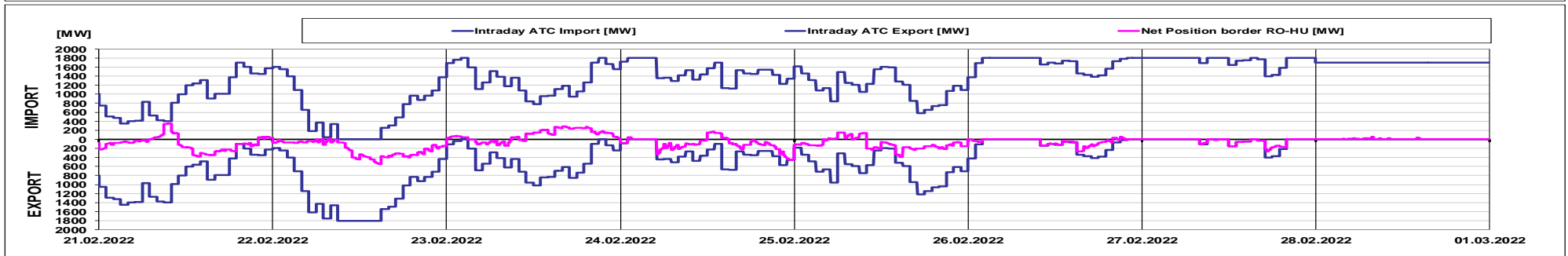
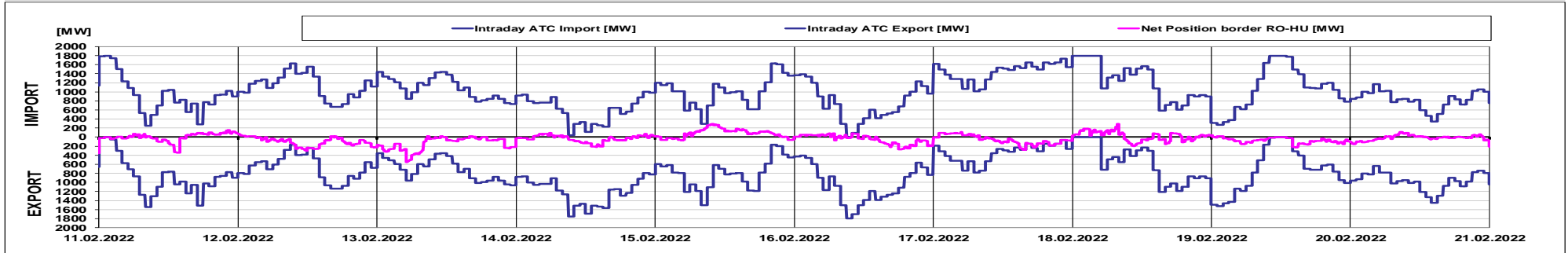
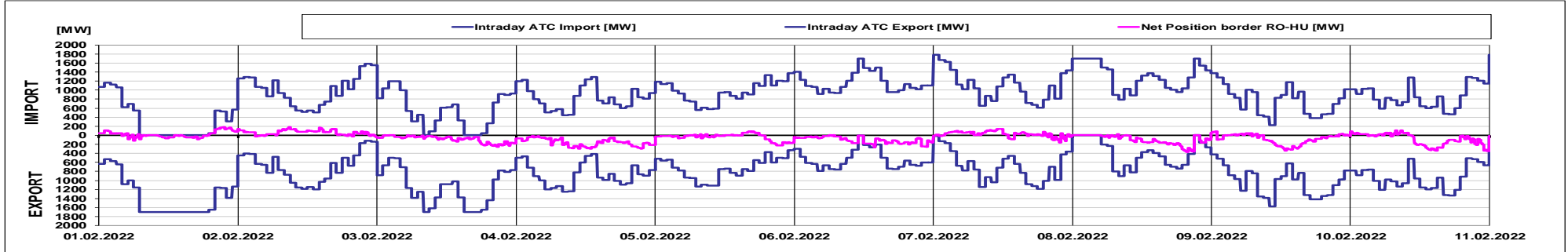


Transelectrica®
Societate Administrată în Sistem Dualist

Market for Allocation of Cross-Border Capacities

Intraday Implicit Auctions on Romanian – Hungarian border

Hungary February 2022



Offered Capacity on Intraday Auction [MW]
Net Position border RO - HU [MW]

Public

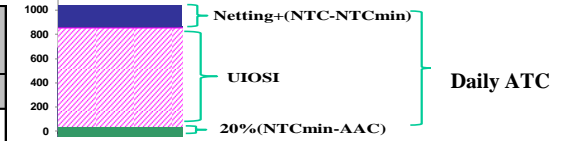


Transelectrica[®]
Societate Administrată în Sistem Dualist

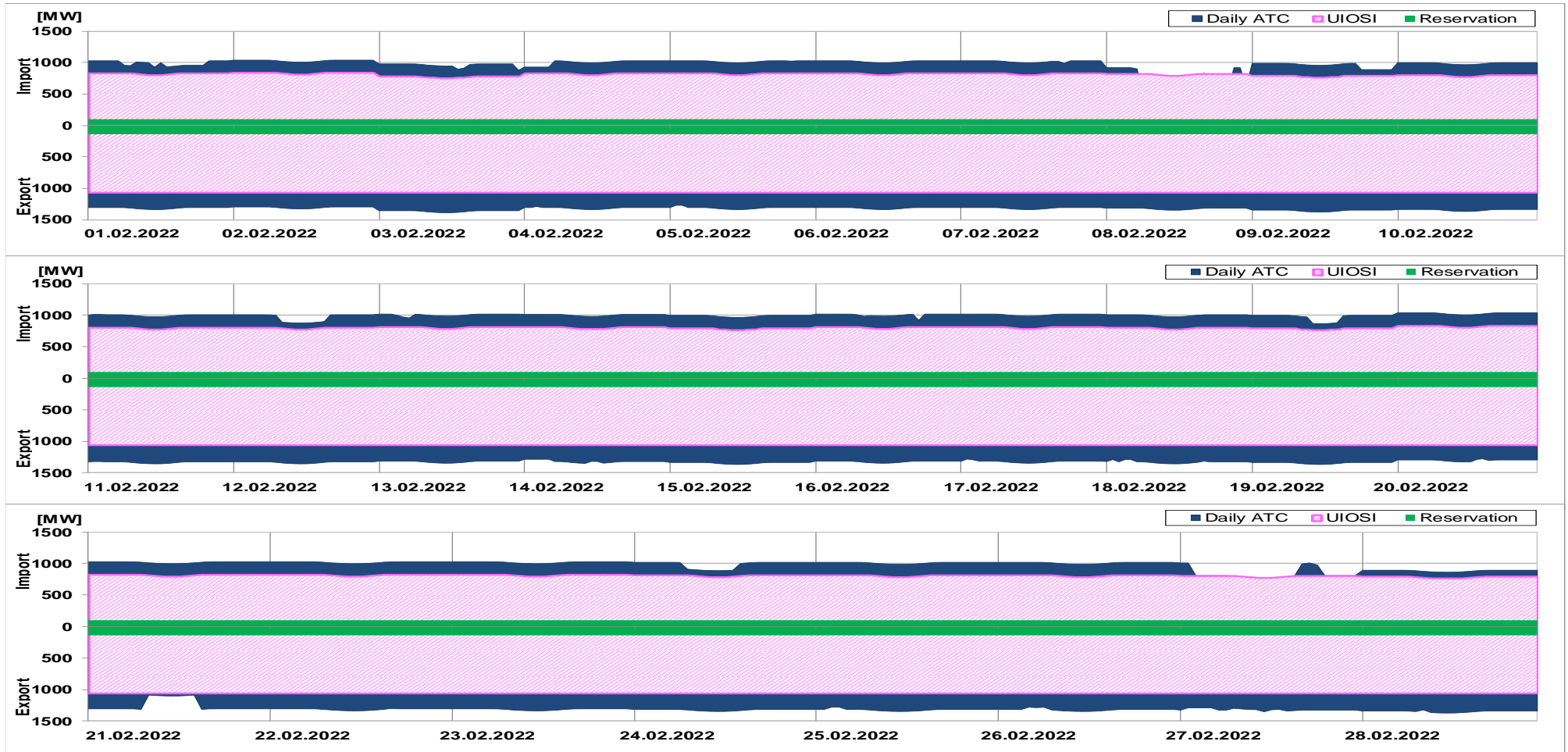
Market for Allocation of Cross-Border Capacities

Daily Implicit Auctions on Romanian – Bulgarian border

Reserved Capacity [MW] average value		Unused Capacity [MW] average value	
RO-BG	BG-RO	RO-BG	BG-RO
140	100	1060	808



Bulgaria February 2022

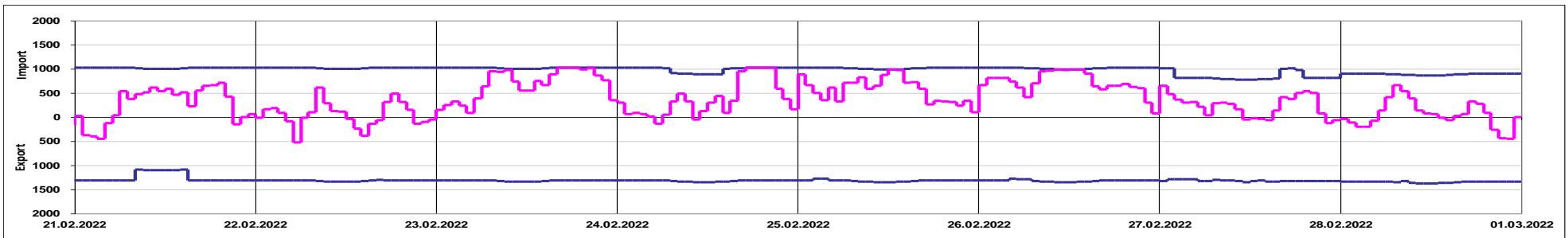
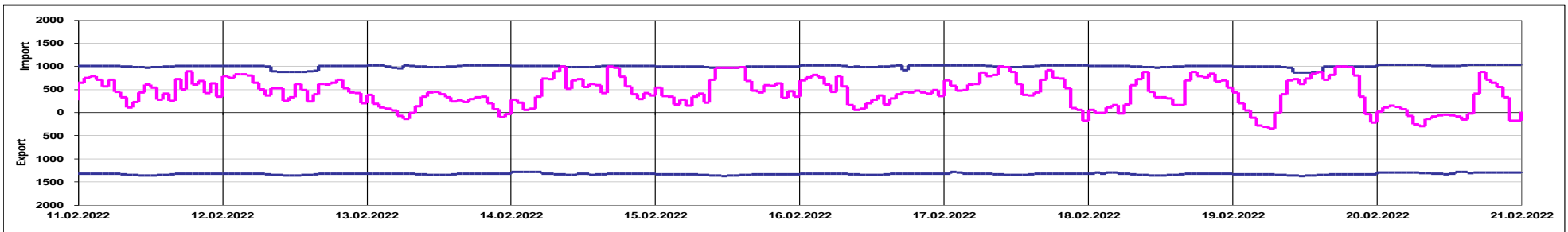
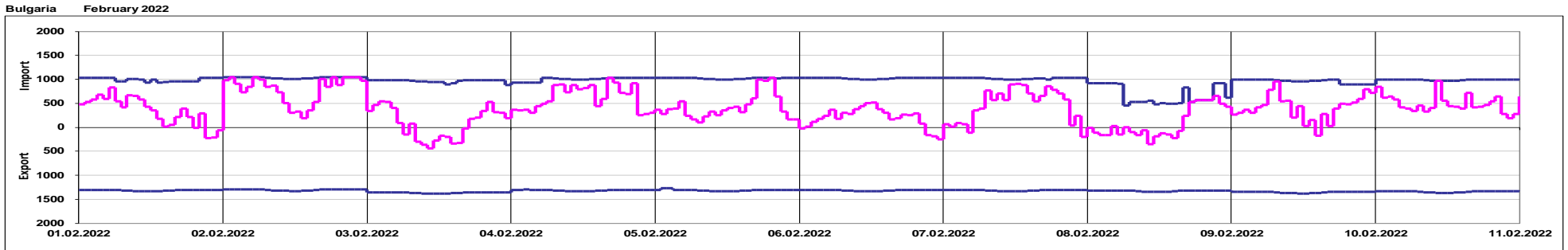




Transelectrica®
Societate Administrată în Sistem Dualist

Market for Allocation of Cross-Border Capacities

Daily Implicit Auctions on Romanian – Bulgarian border



Offered Capacity on Daily Auction [MW]

Net Position Border RO – BG [MW]

Market for Allocation of Cross-Border Capacities

Daily Implicit Auctions on Romanian – Bulgarian border



Transelectrica®
Societate Administrată în Sistem Dualist

DAM Prices RO [Euro/MWh]

Day	1	2	3	4	5	6	7	8	9	10	11	12	13	14	15	16	17	18	19	20	21	22	23	24	Max
1	175.62	166.73	174.00	174.04	169.00	181.62	220.02	250.26	289.13	269.47	276.05	243.07	235.73	228.79	229.19	235.73	245.08	279.21	266.26	252.25	238.69	216.89	221.96	192.09	289.13
2	177.34	171.99	168.39	168.39	185.52	226.06	253.67	355.40	364.07	313.95	292.82	278.33	280.00	249.93	265.02	259.63	267.48	284.40	276.02	265.00	246.67	227.57	237.92	191.59	364.07
3	181.93	165.82	166.01	161.38	158.81	193.10	205.10	252.17	251.03	225.32	213.26	209.00	195.95	192.68	198.28	224.50	239.91	274.99	275.56	273.16	245.69	218.59	225.90	212.38	275.56
4	189.10	167.96	159.15	160.18	181.20	205.01	220.02	289.11	296.04	243.14	225.54	220.45	214.93	214.99	215.00	227.15	300.02	305.59	302.59	280.00	262.08	216.89	227.15	205.94	305.59
5	217.28	203.91	199.61	196.94	199.61	206.89	220.05	247.48	271.98	260.60	233.67	216.69	192.87	178.26	204.00	226.77	258.69	278.95	290.91	290.82	269.41	241.22	223.00	167.21	290.91
6	122.13	117.09	138.05	140.99	157.33	167.52	203.00	208.56	201.02	188.79	197.69	208.00	163.86	153.83	168.89	180.04	189.86	252.02	270.44	277.74	244.01	207.31	140.01	122.70	277.74
7	142.27	140.41	140.51	140.21	142.24	189.81	221.63	220.61	234.53	216.10	212.92	210.08	207.80	196.66	204.99	207.45	210.05	216.10	217.33	220.69	218.38	169.54	158.74	126.68	234.53
8	103.51	53.14	7.66	7.66	103.51	138.05	158.72	198.00	185.98	160.76	153.39	149.25	146.01	146.01	152.06	158.73	202.00	248.27	262.37	260.00	252.39	214.50	208.28	188.37	262.37
9	144.90	142.89	142.90	145.56	170.06	191.07	236.92	250.05	255.00	227.93	207.07	190.04	187.91	167.83	187.73	212.00	230.15	261.34	307.25	301.69	246.00	224.54	221.64	208.81	307.25
10	200.99	192.61	185.10	172.23	175.08	207.96	234.73	250.27	255.00	226.71	204.11	197.53	187.24	180.05	196.78	214.54	224.69	265.99	283.54	271.41	246.48	215.66	210.06	174.37	283.54
11	183.59	167.30	170.57	164.94	171.26	220.02	229.08	256.90	247.00	203.99	185.28	173.12	162.28	161.68	194.49	209.94	232.64	268.43	298.00	283.44	234.84	220.05	214.76	196.40	298.00
12	211.83	189.61	184.89	170.24	166.00	163.46	165.91	175.43	171.46	145.04	130.06	130.35	145.01	142.64	138.05	161.88	171.56	199.95	235.75	215.94	196.64	215.95	161.92	161.88	235.75
13	145.48	138.05	115.57	110.72	112.52	138.05	129.09	138.05	138.05	142.03	142.55	145.06	142.00	142.01	142.07	155.01	162.15	185.97	208.06	207.94	203.46	202.44	142.59	156.14	208.06
14	154.58	145.74	138.41	141.68	162.42	220.02	245.50	279.38	313.47	240.60	210.17	208.92	202.21	202.00	213.55	230.62	286.70	295.70	292.70	276.17	251.02	201.98	220.04	205.99	313.47
15	174.72	162.19	145.56	145.53	162.20	196.41	204.97	246.17	262.88	240.00	220.43	213.50	212.05	208.97	212.41	215.13	221.19	246.34	244.88	267.93	227.51	203.13	204.97	181.15	267.93
16	184.07	163.47	164.72	180.31	171.22	201.20	229.11	257.04	281.29	258.54	225.01	203.93	196.28	191.00	198.20	210.34	204.91	216.35	221.88	218.80	213.27	211.04	202.05	184.10	281.29
17	161.40	144.80	144.77	144.78	161.40	222.72	225.90	242.15	258.67	219.90	203.30	173.95	161.39	147.54	161.37	161.40	185.01	202.29	229.99	199.94	161.38	141.29	141.81	122.67	258.67
18	87.94	52.80	43.10	53.15	89.94	138.41	152.32	185.05	189.28	173.24	150.00	132.61	130.00	126.09	135.91	146.13	169.74	214.79	220.64	217.36	207.46	181.31	175.11	169.71	220.64
19	168.90	151.56	138.41	94.92	85.00	121.16	138.41	138.41	138.41	150.07	151.56	138.41	138.41	138.41	158.07	156.09	168.91	190.62	207.96	189.49	168.90	151.58	138.41	105.38	207.96
20	115.10	99.90	98.71	92.01	88.53	87.17	80.00	80.08	103.14	110.87	99.51	100.10	91.32	80.70	103.14	153.07	167.49	197.96	246.27	249.75	224.05	167.49	138.41	71.99	249.75
21	59.63	40.01	31.87	40.77	62.49	148.87	173.06	227.02	219.60	188.93	175.94	163.16	149.44	148.27	148.86	152.88	166.10	167.85	179.89	169.96	150.38	126.38	121.53	114.04	227.02
22	112.53	105.01	102.08	100.64	105.37	112.77	161.87	188.95	211.59	199.63	165.70	163.84	159.34	148.55	148.28	148.97	148.54	165.68	167.06	161.75	148.56	138.41	138.41	110.07	211.59
23	108.32	104.76	105.08	109.63	115.86	165.36	201.58	212.70	235.00	229.18	214.34	199.95	180.08	165.36	164.98	171.22	195.49	208.01	246.17	236.86	212.00	189.99	188.00	148.32	246.17
24	138.41	121.11	80.47	70.77	121.09	148.11	180.06	191.70	177.57	156.96	139.94	130.95	128.01	125.53	130.08	165.17	205.99	287.78	304.81	305.95	269.41	230.55	209.08	165.15	305.95
25	203.81	200.00	164.95	164.95	204.15	269.64	288.70	310.41	239.87	176.07	151.04	151.48	150.06	164.95	180.76	204.15	246.84	315.61	349.00	295.03	284.28	175.19	210.05	164.94	349.00
26	179.85	177.17	164.57	164.58	170.79	172.11	170.16	200.42	222.96	219.96	245.75	213.02	196.64	178.97	177.04	197.47	225.08	259.90	299.00	300.70	277.91	235.80	164.57	144.48	300.70
27	189.90	147.05	147.00	138.41	147.00	147.01	138.41	164.08	189.37	164.10	138.41	138.41	116.53	114.00	111.68	138.41	176.15	229.90	275.76	275.96	189.90	126.60	110.15	80.44	275.96
28	62.45	53.13	43.06	52.78	91.15	163.89	232.23	294.01	280.66	229.93	208.39	202.79	202.79	202.79	202.79	205.52	163.90	265.42	295.00	163.88	143.16	85.90	80.44	62.45	295.00

Average **188.51 EUR/MWh**

RO-BG February 2022



Transelectrica®
Societate Administrată în Sistem Dualist

Market for Allocation of Cross-Border Capacities

Daily Implicit Auctions on Romanian – Bulgarian border

Congestion Prices [Euro/MWh]

Day	1	2	3	4	5	6	7	8	9	10	11	12	13	14	15	16	17	18	19	20	21	22	23	24	Max
1	-	-	-	-	-	-	-	-	-	-	-	-	-	-	-	-	-	-	-	-	-	-	-	-	0.00
2	-	0.45	-	-	-	4.64	-	-	-	-	-	-	-	-	-	-	-	-	9.12	-	9.67	22.56	16.27	-	22.56
3	-	-	-	-	-	-	-	-	-	-	-	-	-	-	-	-	-	-	-	-	-	-	-	-	0.00
4	-	-	-	-	-	-	-	-	-	-	-	-	-	-	-	-	33.29	-	-	-	-	-	-	-	33.29
5	-	-	-	-	-	-	-	-	-	-	-	-	-	-	-	-	-	-	-	5.29	-	-	-	-	5.29
6	-	-	-	-	-	-	-	-	-	-	-	-	-	-	-	-	-	-	-	-	-	-	-	-	0.00
7	-	-	-	-	-	-	-	-	-	-	-	-	-	-	-	-	-	-	-	-	-	-	-	-	0.00
8	-	-	-	-	-	-	-	-	-	-	-	-	-	-	-	-	-	28.53	18.57	10.51	13.38	-	-	-	28.53
9	-	-	-	-	-	-	-	-	-	-	-	-	-	-	-	-	-	-	-	-	-	-	-	-	0.00
10	-	-	-	-	-	-	-	-	-	-	1.11	-	-	-	-	-	-	-	-	-	-	-	-	-	1.11
11	-	-	-	-	-	-	-	-	-	-	-	-	-	-	-	-	-	-	-	-	-	-	-	-	0.00
12	-	-	-	-	-	-	-	-	-	-	-	-	-	-	-	-	-	-	-	-	-	-	-	-	0.00
13	-	-	-	-	-	-	-	-	-	-	-	-	-	-	-	-	-	-	-	-	-	-	-	-	0.00
14	-	-	-	-	-	-	-	-	26.77	-	-	-	-	-	-	-	-	-	-	-	-	-	-	-	26.77
15	-	-	-	-	-	-	-	-	-	8.24	13.35	13.82	10.61	9.87	-	-	-	-	-	-	-	-	-	-	13.82
16	-	-	-	-	-	-	-	-	-	-	-	-	-	-	-	-	-	-	-	-	-	-	-	-	0.00
17	-	-	-	-	-	-	-	-	-	15.79	3.30	-	-	-	-	-	-	-	-	-	-	-	-	-	15.79
18	-	-	-	-	-	-	-	-	-	-	-	-	-	-	-	-	-	-	-	-	-	-	-	-	0.00
19	-	-	-	-	-	-	-	-	-	-	-	-	-	-	6.49	-	-	21.69	-	-	-	-	-	-	21.69
20	-	-	-	-	-	-	-	-	-	-	-	-	-	-	-	-	-	-	-	-	-	-	-	-	0.00
21	-	-	-	-	-	-	-	-	-	-	-	-	-	-	-	-	-	-	-	-	-	-	-	-	0.00
22	-	-	-	-	-	-	-	-	-	-	-	-	-	-	-	-	-	-	-	-	-	-	-	-	0.00
23	-	-	-	-	-	-	-	-	-	-	-	-	-	-	-	-	3.00	2.29	1.73	-	4.67	-	-	-	4.67
24	-	-	-	-	-	-	-	-	-	-	-	-	-	-	-	-	-	21.78	30.81	31.95	3.41	-	-	-	31.95
25	-	-	-	-	-	-	-	-	-	-	-	2.20	-	-	-	-	-	-	-	-	-	-	-	-	2.20
26	-	-	-	-	-	-	-	-	-	-	25.65	-	32.06	14.39	-	-	-	-	-	-	-	-	-	-	32.06
27	-	-	-	-	-	-	-	-	-	-	-	-	-	-	-	-	-	-	-	-	-	-	-	-	0.00
28	-	-	-	-	-	-	-	-	-	-	-	-	-	-	-	-	-	-	-	-	-	-	-	-	0.00

Average 13.64 EUR/MWh

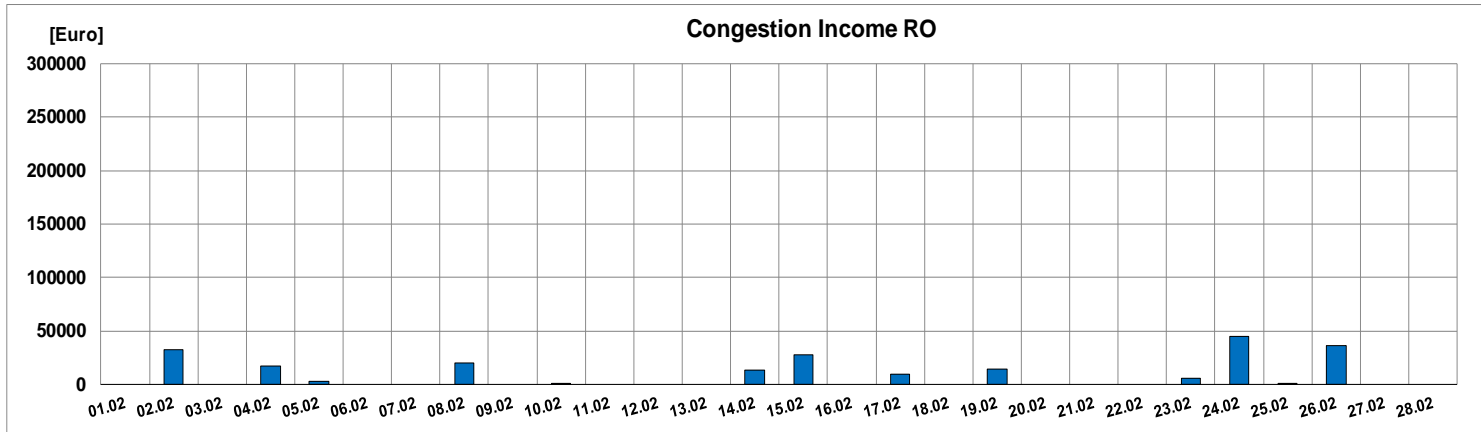
RO-BG February 2022

Market for Allocation of Cross-Border Capacities

Daily Implicit Auctions on Romanian – Bulgarian border



Transelectrica®
Societate Administrată în Sistem Dualist



Day	Congestion Income border RO-BG [Euro]	Congestion Income RO [Euro]
01.02	0	0
02.02	65156	32578
03.02	0	0
04.02	34222	17111
05.02	5443	2722
06.02	0	0
07.02	0	0
08.02	39084	19542
09.02	0	0
10.02	1076	538
11.02	0	0
12.02	0	0
13.02	0	0
14.02	26663	13331
15.02	54278	27139
16.02	0	0
17.02	18959	9479
18.02	0	0
19.02	27386	13693
20.02	0	0
21.02	0	0
22.02	0	0
23.02	12026	6013
24.02	89621	44811
25.02	2174	1087
26.02	71332	35666
27.02	0	0
28.02	0	0
Total	447419	223710

Daily Income [Euro]		Remuneration UIOSI [Euro]	
RO-BG	BG-RO	RO-BG	BG-RO
0	447419	0	385871
447419		385871	

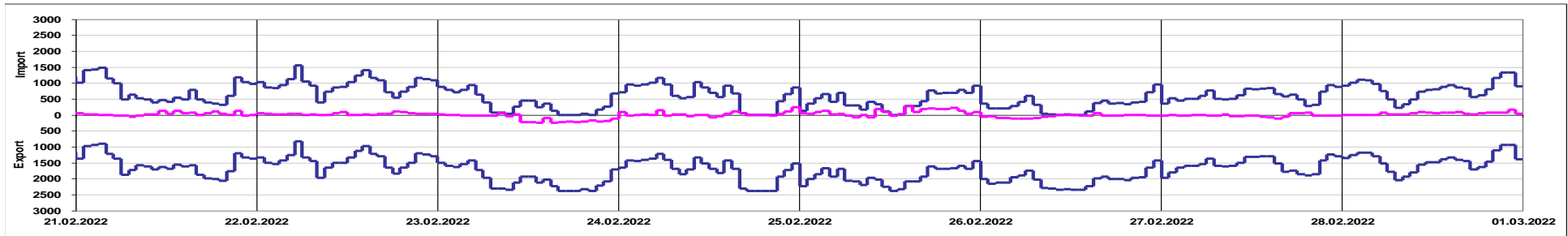
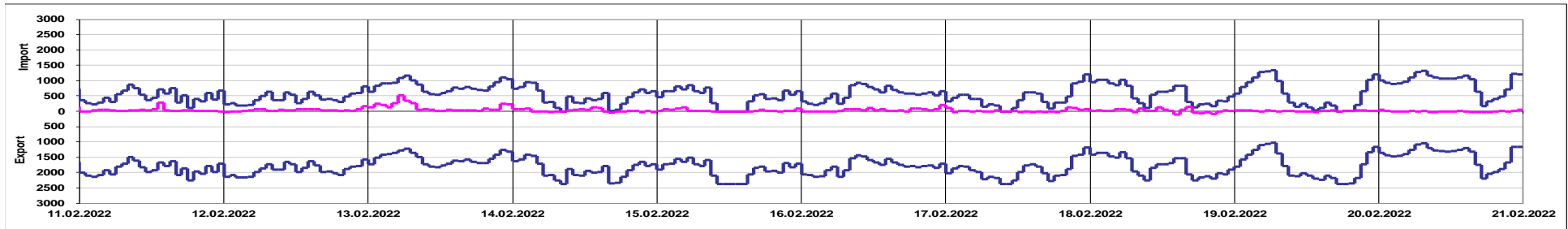
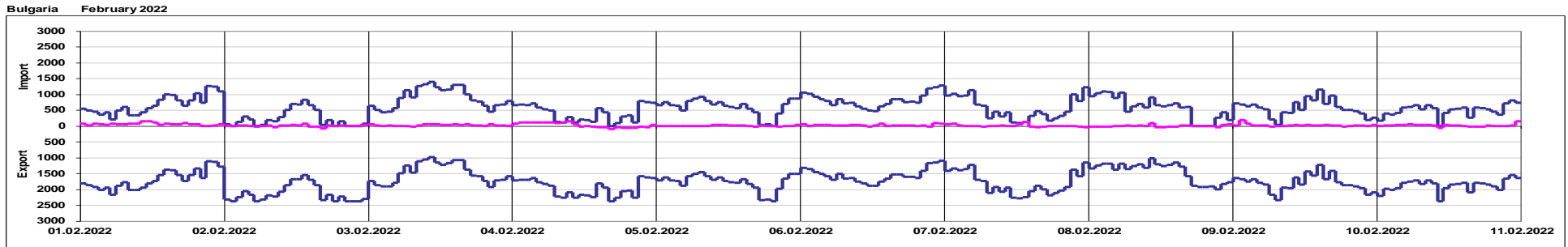
TSO Income (Z-R) [Euro]	RO TSO Income (Z-R) [Euro]
61548	30774



Transelectrica®
Societate Administrată în Sistem Dualist

Market for Allocation of Cross-Border Capacities

Intraday Implicit Auctions on Romanian – Bulgarian border



Offered Capacity on Intraday Auction [MW]
Net Position border RO - BG [MW]

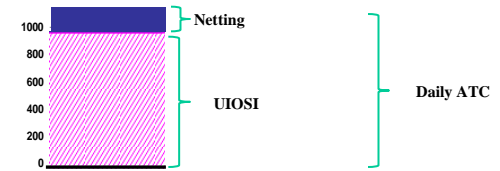


Transelectrica®
Societate Administrată în Sistem Dualist

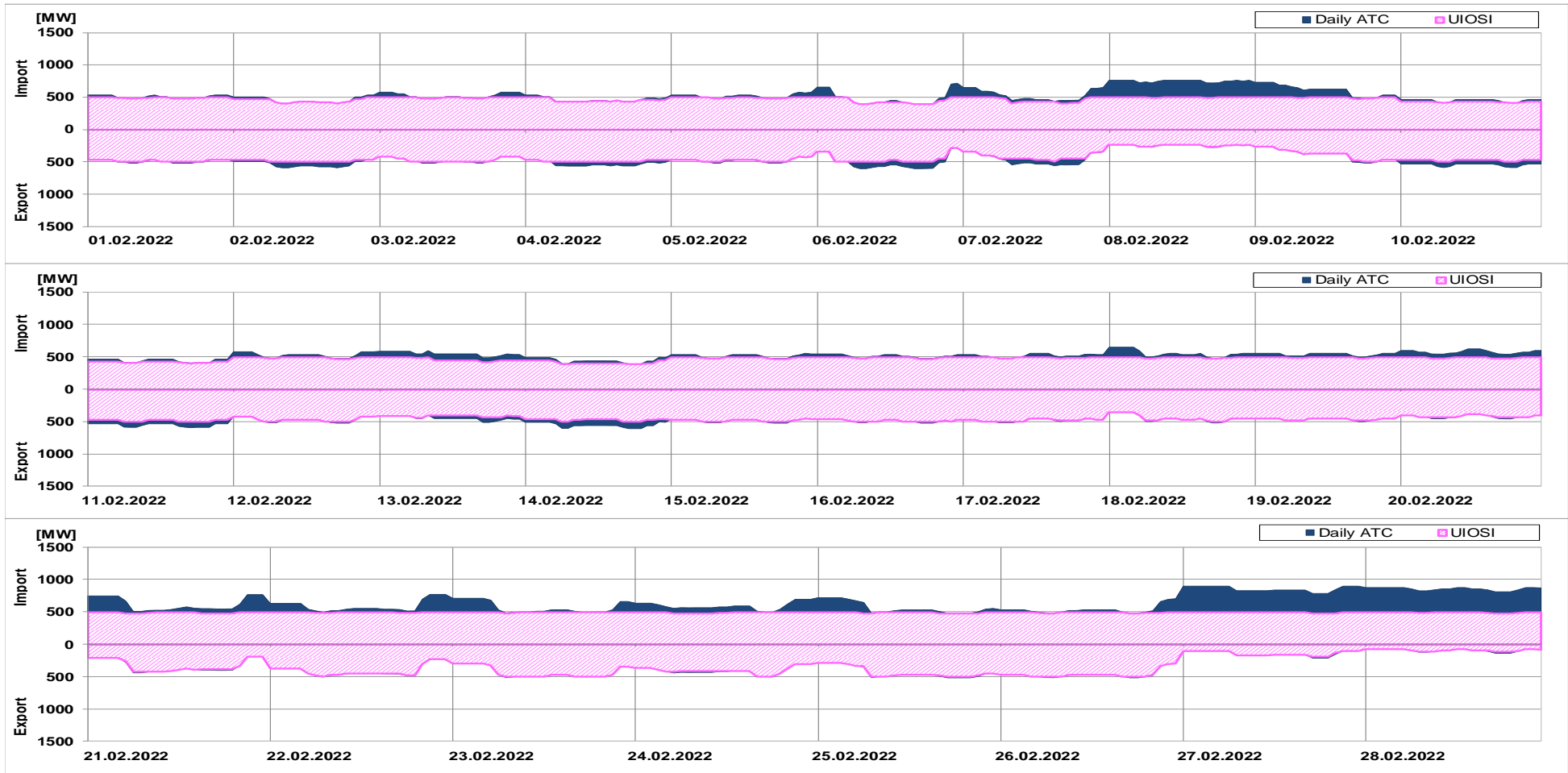
Market for Allocation of Cross-Border Capacities

Daily Explicit Auctions on Romanian – Serbian border

Unused Capacity [MW] average value	
RO-RS	RS-RO
414	478



Serbia February 2022



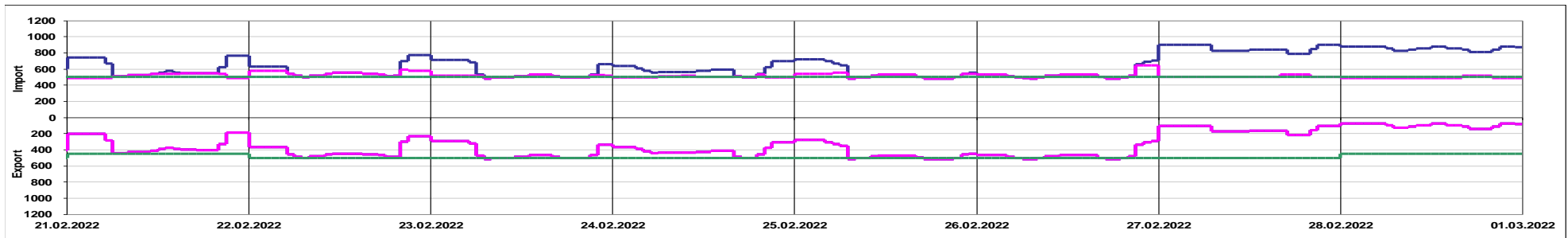
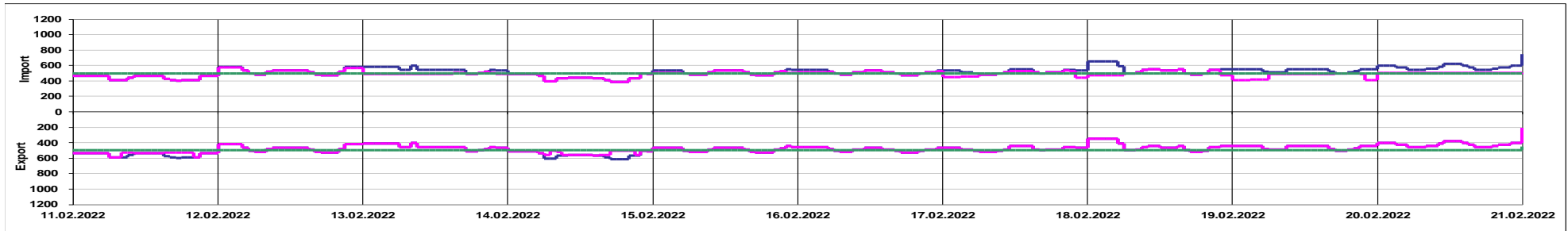
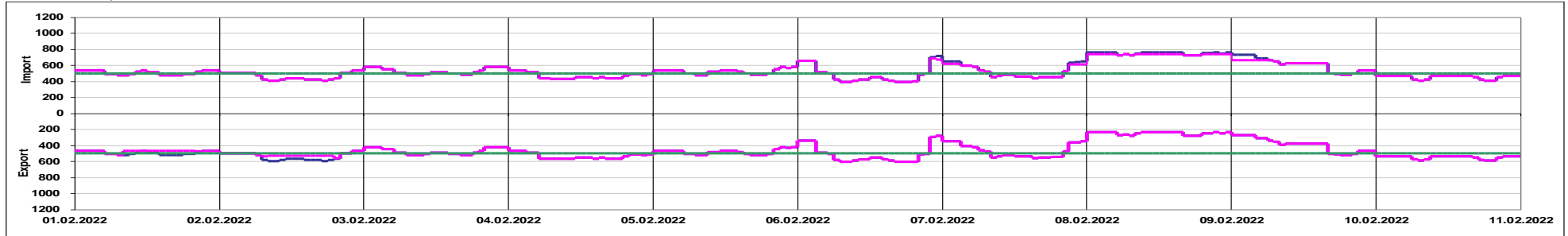


Transelectrica®
Societate Administrată în Sistem Dualist

Market for Allocation of Cross-Border Capacities

Daily Explicit Auctions on Romanian – Serbian border

Serbia February 2022



Offered Capacity on Daily Auction [MW]

Allocated Capacity on Daily Auction [MW]

Net Transfer Capacity (NTC) [MW]

Market for Allocation of Cross-Border Capacities

Daily Explicit Auctions on Romanian – Serbian border



Transelectrica®
Societate Administrată în Sistem Dualist

Auction Price [Euro/MWh] – Export

Day	1	2	3	4	5	6	7	8	9	10	11	12	13	14	15	16	17	18	19	20	21	22	23	24	Max
1	0.17	0.17	0.17	0.17	0.17	0.05	0.02	0.01	0.00	0.00	0.00	0.00	0.00	0.00	0.00	0.00	0.00	0.00	0.00	0.00	0.00	0.06	0.06	0.09	0.17
2	0.13	0.13	0.13	0.13	0.13	0.13	0.04	0.00	0.00	0.00	0.00	0.00	0.00	0.00	0.00	0.00	0.00	0.00	0.00	0.00	0.09	0.13	0.16	0.16	0.16
3	4.44	4.44	5.11	4.44	4.44	2.50	1.32	0.92	0.92	1.70	1.88	2.61	2.61	2.61	2.61	2.50	1.88	1.11	1.88	2.30	3.50	3.50	3.00	3.16	5.11
4	1.26	1.26	1.26	0.88	0.67	0.33	0.15	0.15	0.15	0.15	0.15	0.15	0.15	0.15	0.15	0.15	0.15	0.15	0.15	0.15	0.31	0.31	0.15	0.33	1.26
5	0.56	0.56	0.56	0.56	0.56	0.49	0.22	0.22	0.22	0.31	0.31	0.31	0.31	0.31	0.31	0.28	0.22	0.22	0.22	0.22	0.31	0.49	0.44	0.49	0.56
6	2.35	2.51	2.20	2.10	1.77	1.40	0.49	0.22	0.14	0.14	0.25	0.22	0.28	0.28	0.22	0.14	0.11	0.11	0.11	0.13	0.44	0.44	2.30	3.53	3.53
7	5.07	5.00	6.21	5.00	4.00	3.00	0.58	0.36	0.14	0.14	0.24	0.24	0.24	0.24	0.14	0.13	0.14	0.14	0.14	0.16	0.56	2.88	5.58	8.68	8.68
8	33.50	30.60	22.32	22.32	22.00	16.00	10.00	5.00	5.49	6.69	9.60	9.60	18.04	9.60	7.56	19.23	5.00	3.74	3.74	4.56	5.60	12.04	8.00	10.00	33.50
9	6.49	8.09	6.70	6.44	3.33	2.33	1.11	1.11	0.95	1.50	1.58	2.22	2.22	1.58	1.58	1.58	0.53	0.18	0.18	0.18	0.29	0.46	0.71	0.71	8.09
10	1.00	1.00	1.00	0.96	0.86	0.70	0.13	0.02	0.09	0.18	0.18	0.18	0.18	0.18	0.18	0.18	0.13	0.01	0.00	0.00	0.18	0.55	0.57	0.88	1.00
11	1.56	1.70	1.70	1.69	1.11	0.51	0.09	0.01	0.00	0.00	0.09	0.09	0.09	0.09	0.00	0.00	0.00	0.00	0.00	0.00	0.02	0.13	0.16	0.51	1.70
12	2.50	3.31	3.78	3.11	1.87	1.56	1.36	2.04	6.53	6.77	6.50	6.01	4.28	3.93	3.15	1.09	0.76	0.80	0.80	0.69	0.77	1.10	1.80	3.78	6.77
13	5.60	5.60	5.60	5.60	5.02	5.10	1.76	1.70	2.39	1.76	1.11	1.11	1.11	1.11	1.11	0.86	0.44	0.11	0.11	0.11	0.12	0.44	1.00	1.00	5.60
14	0.94	0.94	0.94	0.94	0.94	0.25	0.00	0.00	0.00	0.00	0.06	0.06	0.06	0.06	0.06	0.00	0.00	0.00	0.00	0.00	0.00	0.00	0.00	0.00	0.94
15	0.47	0.47	0.47	0.33	0.33	0.09	0.06	0.06	0.06	0.35	0.65	0.70	0.70	0.70	0.70	0.33	0.25	0.11	0.06	0.06	0.13	1.10	1.25	1.57	1.57
16	5.00	5.11	5.11	5.00	4.56	1.50	0.33	0.22	0.22	0.67	1.33	1.50	1.50	1.50	1.33	0.65	0.21	0.13	0.13	0.13	0.69	1.50	1.50	1.69	5.11
17	2.99	3.50	3.50	2.15	2.15	0.69	0.23	0.23	0.13	0.30	0.66	1.82	1.88	1.84	1.33	0.54	0.65	0.52	0.65	0.65	1.25	6.00	6.00	6.25	6.25
18	21.62	30.66	30.66	30.66	18.18	12.90	2.35	1.67	2.50	5.87	6.11	6.50	4.12	4.12	4.12	0.99	0.65	0.47	0.47	0.65	0.92	1.33	1.39	2.35	30.66
19	3.00	3.00	3.69	5.00	5.00	3.24	3.69	5.00	8.23	8.23	11.00	15.00	15.00	15.00	11.23	10.56	1.33	0.63	0.63	0.92	1.12	2.00	3.19	4.41	15.00
20	1.57	1.79	1.95	1.12	1.37	1.10	1.10	1.10	0.88	0.88	1.00	2.10	2.10	2.10	1.12	0.96	0.85	0.36	0.36	0.51	0.88	1.10	2.10	2.10	2.10
21	8.57	8.57	6.69	5.55	5.50	1.33	0.26	0.05	0.06	0.14	0.21	0.25	0.26	0.45	0.26	0.21	0.14	0.21	0.19	0.19	0.51	2.55	2.69	4.55	8.57
22	4.55	4.15	4.15	3.27	3.00	1.74	0.42	0.33	0.35	0.50	0.69	0.70	0.72	0.69	0.70	0.69	0.57	0.51	0.50	0.51	2.00	4.50	4.50	4.50	4.55
23	6.50	7.35	5.88	4.50	3.56	2.12	0.51	0.39	0.27	0.39	0.39	0.39	0.39	0.44	0.44	0.39	0.39	0.34	0.34	0.33	0.34	0.26	0.58	0.71	7.35
24	11.11	11.11	10.00	8.11	5.52	3.22	1.11	0.96	1.84	3.22	5.52	5.52	5.55	3.65	3.42	1.12	0.74	0.66	0.66	0.96	1.07	1.66	1.66	1.88	11.11
25	3.82	3.98	3.98	2.58	2.20	0.99	1.56	0.44	0.44	0.44	0.69	0.71	0.57	0.57	0.55	0.55	0.44	0.35	0.42	0.35	0.39	0.44	0.55	0.69	3.98
26	1.75	2.10	2.10	2.10	2.10	1.75	1.36	1.36	1.36	1.44	1.44	2.10	2.10	2.10	2.10	1.75	1.36	0.76	0.76	1.13	1.44	2.88	4.14	7.15	7.15
27	21.73	35.00	35.35	48.00	56.00	40.00	56.00	19.20	16.00	16.00	10.50	11.11	11.11	11.11	11.11	10.24	11.11	8.39	8.39	11.11	25.00	56.00	56.00	57.60	57.60
28	66.66	66.66	76.03	79.56	74.52	70.80	53.98	35.75	33.33	41.24	33.33	22.83	48.51	33.33	28.43	39.04	37.51	26.28	31.64	33.33	42.01	58.95	66.66	62.14	79.56

Serbia February 2022

Market for Allocation of Cross-Border Capacities

Daily Explicit Auctions on Romanian – Serbian border



Transelectrica®

Societate Administrată în Sistem Dualist

Auction Price [Euro/MWh] – Import

Day	1	2	3	4	5	6	7	8	9	10	11	12	13	14	15	16	17	18	19	20	21	22	23	24	Max	
1	0.13	0.13	0.13	0.13	0.13	0.60	1.29	1.29	1.29	1.68	1.29	1.09	1.29	1.29	3.33	3.33	3.33	3.33	1.69	1.55	0.60	0.60	0.34	0.33	3.33	
2	0.05	0.05	0.05	0.05	0.05	0.09	1.12	4.10	4.44	5.00	3.65	2.56	2.56	1.89	1.89	1.89	4.10	5.00	4.42	2.56	0.20	0.20	0.13	0.13	5.00	
3	0.02	0.02	0.02	0.03	0.03	0.04	0.05	0.11	0.11	0.09	0.05	0.05	0.05	0.05	0.11	0.11	0.13	0.13	0.11	0.09	0.02	0.02	0.02	0.02	0.13	
4	0.13	0.13	0.11	0.13	0.19	0.69	2.50	3.88	5.65	3.88	3.88	3.88	3.88	3.17	3.88	4.44	5.65	3.88	3.88	3.50	1.16	0.69	0.41	0.19	5.65	
5	0.09	0.09	0.09	0.09	0.09	0.13	0.13	0.13	0.13	0.11	0.11	0.11	0.11	0.11	0.11	0.35	0.35	0.35	0.35	0.19	0.17	0.09	0.05	0.06	0.04	0.35
6	0.01	0.01	0.01	0.13	0.13	0.13	0.13	0.33	0.33	0.27	0.27	0.27	0.19	0.19	0.35	0.69	1.49	1.66	1.26	0.55	0.21	0.13	0.00	0.00	1.66	
7	0.00	0.00	0.00	0.01	0.01	0.01	0.09	0.11	0.11	0.11	0.09	0.09	0.11	0.11	0.11	0.35	0.33	0.35	0.35	0.11	0.09	0.00	0.00	0.00	0.35	
8	0.00	0.00	0.00	0.00	0.00	0.01	0.01	0.01	0.00	0.00	0.00	0.00	0.00	0.00	0.00	0.00	0.01	0.01	0.01	0.00	0.00	0.00	0.00	0.00	0.01	
9	0.00	0.00	0.00	0.00	0.00	0.00	0.00	0.01	0.01	0.01	0.01	0.01	0.01	0.01	0.01	0.03	0.13	2.11	2.11	1.33	0.44	0.22	0.11	0.11	2.11	
10	0.02	0.02	0.02	0.02	0.02	0.02	0.11	0.12	0.09	0.06	0.03	0.03	0.03	0.03	0.05	0.11	0.12	0.41	0.37	0.33	0.10	0.09	0.09	0.09	0.41	
11	0.02	0.02	0.02	0.02	0.02	0.02	0.13	0.22	0.16	0.11	0.06	0.02	0.02	0.02	0.02	0.11	0.38	1.84	1.67	1.10	0.33	0.09	0.08	0.05	1.84	
12	0.00	0.00	0.00	0.00	0.01	0.02	0.09	0.09	0.01	0.01	0.01	0.01	0.01	0.01	0.01	0.09	0.36	1.10	1.00	0.84	0.09	0.00	0.00	0.00	1.10	
13	0.00	0.00	0.00	0.00	0.00	0.00	0.00	0.00	0.00	0.00	0.00	0.00	0.00	0.00	0.00	0.00	0.00	0.13	0.14	0.12	0.05	0.00	0.00	0.00	0.14	
14	0.02	0.02	0.02	0.02	0.02	0.07	0.30	2.40	2.30	1.88	0.22	0.22	0.22	0.22	0.25	0.46	0.76	1.88	1.88	0.51	0.14	0.11	0.05	0.05	2.40	
15	0.00	0.00	0.00	0.00	0.00	0.09	0.43	0.55	0.51	0.23	0.15	0.15	0.15	0.15	0.20	0.23	0.41	0.41	0.36	0.29	0.09	0.06	0.00	0.00	0.55	
16	0.00	0.00	0.00	0.00	0.00	0.01	0.15	0.15	0.15	0.09	0.09	0.05	0.05	0.05	0.09	0.09	0.15	0.36	0.36	0.45	0.13	0.11	0.01	0.00	0.45	
17	0.00	0.00	0.00	0.00	0.00	0.00	0.02	0.02	0.02	0.02	0.01	0.00	0.00	0.00	0.00	0.01	0.02	0.01	0.01	0.01	0.00	0.00	0.00	0.00	0.02	
18	0.00	0.00	0.00	0.00	0.00	0.00	0.02	0.02	0.02	0.01	0.00	0.00	0.01	0.01	0.01	0.00	0.02	0.22	0.22	0.03	0.02	0.01	0.00	0.00	0.22	
19	0.00	0.00	0.00	0.00	0.00	0.00	0.00	0.00	0.00	0.00	0.00	0.00	0.00	0.00	0.00	0.00	0.00	0.00	0.00	0.00	0.00	0.00	0.00	0.00	0.00	
20	0.00	0.00	0.00	0.00	0.00	0.00	0.00	0.00	0.00	0.00	0.00	0.00	0.00	0.00	0.00	0.00	0.00	0.00	0.00	0.00	0.00	0.00	0.00	0.00	0.00	
21	0.00	0.00	0.00	0.00	0.00	0.00	0.03	0.05	0.03	0.01	0.01	0.01	0.00	0.00	0.00	0.00	0.01	0.05	0.05	0.01	0.00	0.00	0.00	0.00	0.05	
22	0.00	0.00	0.00	0.00	0.00	0.06	0.33	0.38	0.33	0.09	0.03	0.01	0.01	0.01	0.01	0.03	0.03	0.03	0.05	0.05	0.00	0.00	0.00	0.00	0.38	
23	0.00	0.00	0.00	0.00	0.00	0.00	0.00	0.05	0.05	0.55	0.60	0.60	0.60	0.55	0.55	0.09	0.06	0.06	0.06	0.06	0.05	0.00	0.00	0.00	0.60	
24	0.00	0.00	0.00	0.00	0.00	0.00	0.00	0.00	0.00	0.00	0.00	0.00	0.00	0.00	0.00	0.05	0.05	0.09	0.00	0.00	0.00	0.00	0.00	0.00	0.09	
25	0.00	0.00	0.00	0.00	0.00	0.00	0.00	0.09	0.09	0.09	0.09	0.06	0.06	0.08	0.08	0.08	0.11	0.22	0.22	0.22	0.22	0.06	0.01	0.00	0.22	
26	0.09	0.09	0.09	0.09	0.11	0.11	0.13	0.13	0.11	0.09	0.09	0.09	0.09	0.09	0.09	0.09	0.20	0.33	0.33	0.20	0.11	0.00	0.00	0.00	0.33	
27	0.00	0.00	0.00	0.00	0.00	0.00	0.00	0.00	0.00	0.00	0.00	0.00	0.00	0.00	0.00	0.00	0.00	0.00	0.00	0.00	0.00	0.00	0.00	0.00	0.00	
28	0.00	0.00	0.00	0.00	0.00	0.00	0.00	0.00	0.00	0.00	0.00	0.00	0.00	0.00	0.00	0.00	0.00	0.00	0.00	0.00	0.00	0.00	0.00	0.00	0.00	

Serbia

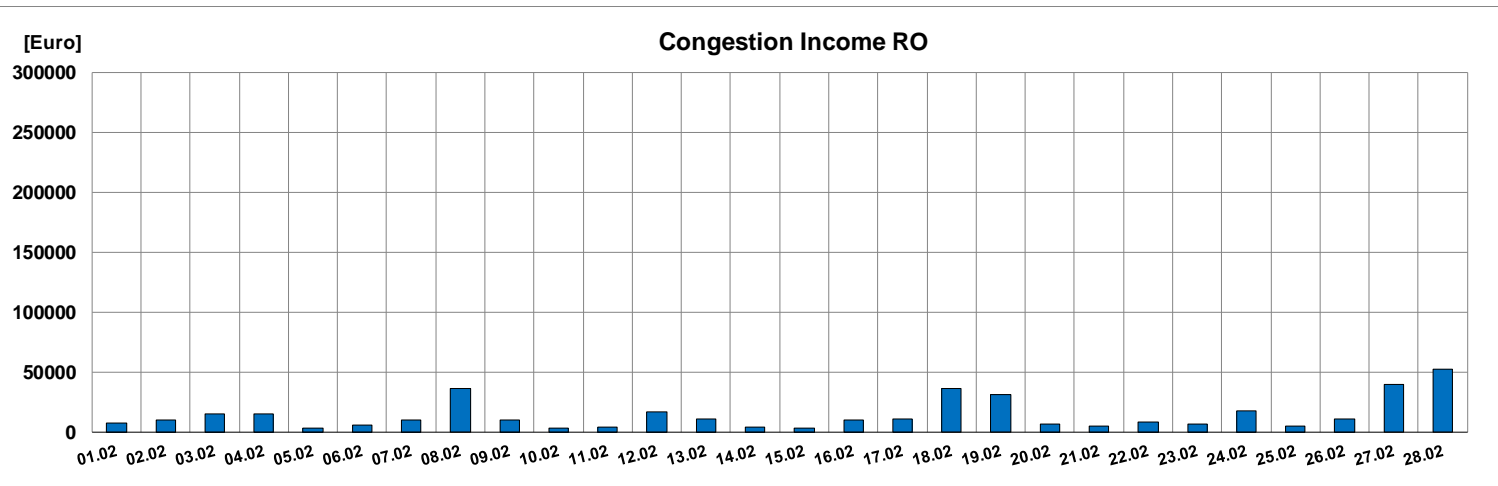
February 2022

Market for Allocation of Cross-Border Capacities



Transelectrica®
Societate Administrată în Sistem Dualist

Daily Explicit Allocation on Romanian – Serbian border



Day	Congestion Income border RO-RS [Euro]	Congestion Income RO [Euro]
01.02	15401	7701
02.02	20181	10090
03.02	30777	15389
04.02	30942	15471
05.02	5769	2884
06.02	12396	6198
07.02	19664	9832
08.02	73067	36534
09.02	19766	9883
10.02	6044	3022
11.02	7816	3908
12.02	33255	16627
13.02	21479	10740
14.02	8618	4309
15.02	7341	3671
16.02	20588	10294
17.02	21505	10752
18.02	73373	36687
19.02	63330	31665
20.02	12606	6303
21.02	10764	5382
22.02	15990	7995
23.02	14125	7063
24.02	35811	17905
25.02	10640	5320
26.02	22376	11188
27.02	78986	39493
28.02	104664	52332
Total	797274	398637

Daily Income [Euro]		Remuneration UIOSI [Euro]	
RO-RS	RS-RO	RO-RS	RS-RO
705255	92020	693423	89893
797274		783316	

TSO Income (Z-R) [Euro]	RO TSO Income (Z-R) [Euro]
13959	6979

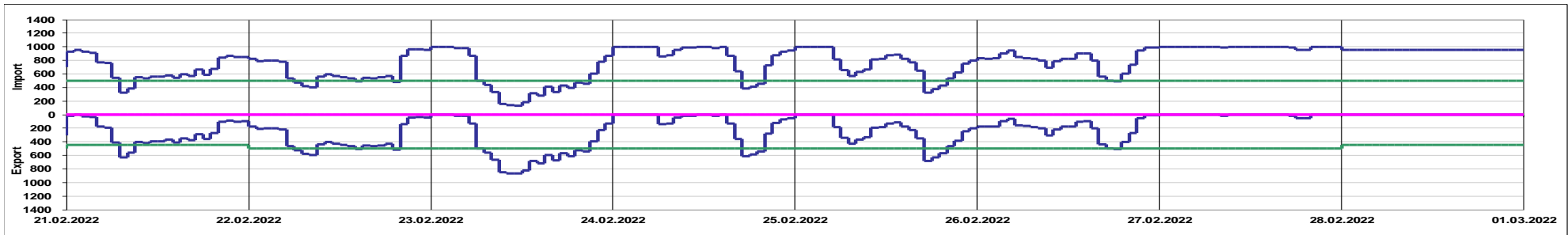
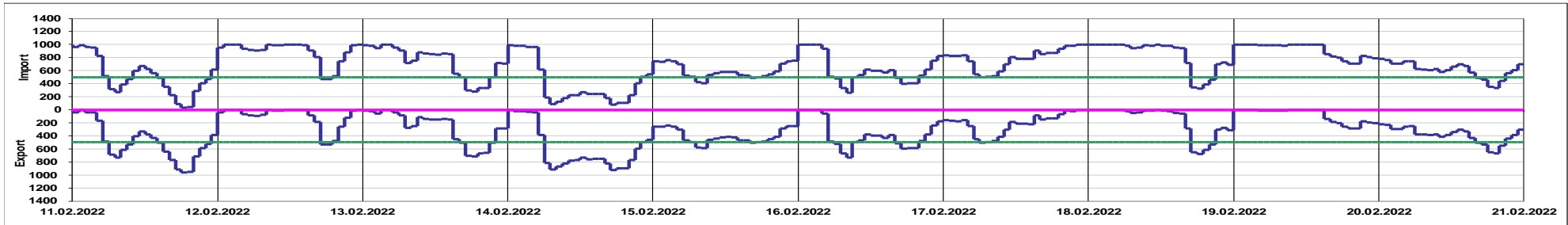
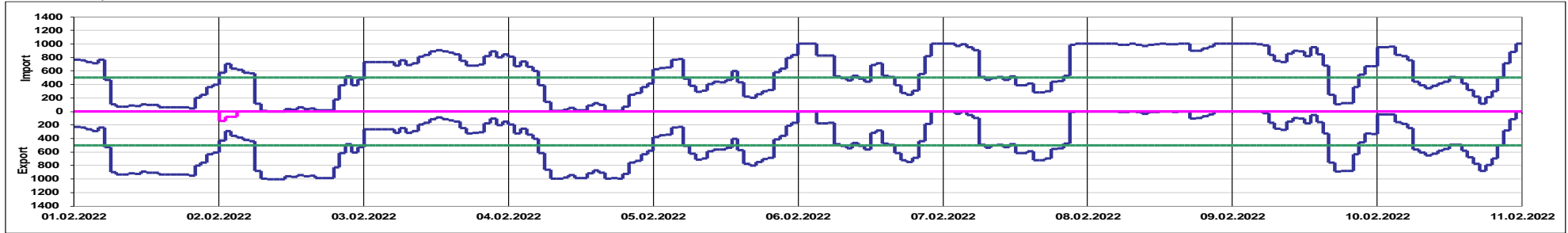


Transelectrica®
Societate Administrată în Sistem Dualist

Market for Allocation of Cross-Border Capacities

Intraday Explicit Auctions on Romanian – Serbian border

Serbia February 2022



Offered Capacity on Intraday Auction [MW]

Allocated Capacity on Intraday Auction [MW]

Net Transfer Capacity (NTC) [MW]

Public



Transelectrica®
Societate Administrată în Sistem Dualist

Market for Allocation of Cross-Border Capacities

Intraday Explicit Auctions on Romanian – Serbian border

Auction Price [Euro/MWh] - Export

Day	1	2	3	4	5	6	7	8	9	10	11	12	13	14	15	16	17	18	19	20	21	22	23	24	Max		
1	0.00	0.00	0.00	0.00	0.00	0.00	0.00	0.00	0.00	0.00	0.00	0.00	0.00	0.00	0.00	0.00	0.00	0.00	0.00	0.00	0.00	0.00	0.00	0.00	0.00	0.00	
2	0.00	0.00	0.00	0.00	0.00	0.00	0.00	0.00	0.00	0.00	0.00	0.00	0.00	0.00	0.00	0.00	0.00	0.00	0.00	0.00	0.00	0.00	0.00	0.00	0.00	0.00	0.00
3	0.00	0.00	0.00	0.00	0.00	0.00	0.00	0.00	0.00	0.00	0.00	0.00	0.00	0.00	0.00	0.00	0.00	0.00	0.00	0.00	0.00	0.00	0.00	0.00	0.00	0.00	0.00
4	0.00	0.00	0.00	0.00	0.00	0.00	0.00	0.00	0.00	0.00	0.00	0.00	0.00	0.00	0.00	0.00	0.00	0.00	0.00	0.00	0.00	0.00	0.00	0.00	0.00	0.00	0.00
5	0.00	0.00	0.00	0.00	0.00	0.00	0.00	0.00	0.00	0.00	0.00	0.00	0.00	0.00	0.00	0.00	0.00	0.00	0.00	0.00	0.00	0.00	0.00	0.00	0.00	0.00	0.00
6	-	-	-	0.00	0.00	0.00	0.00	0.00	0.00	0.00	0.00	0.00	0.00	0.00	0.00	0.00	0.00	0.00	0.00	0.00	0.00	0.00	0.00	0.00	-	-	0.00
7	-	-	0.00	0.00	0.00	0.00	0.00	0.00	0.00	0.00	0.00	0.00	0.00	0.00	0.00	0.00	0.00	0.00	0.00	0.00	0.00	0.00	0.00	0.00	-	-	0.00
8	-	-	-	-	-	0.00	0.00	-	0.00	0.00	0.00	0.00	-	0.00	0.00	-	-	0.00	0.00	0.00	0.00	0.00	-	-	-	-	0.00
9	-	-	-	-	0.00	0.00	0.00	0.00	0.00	0.00	0.00	0.00	0.00	0.00	0.00	0.00	0.00	0.00	0.00	0.00	0.00	0.00	0.00	0.00	0.00	0.00	0.00
10	0.00	0.00	0.00	0.00	0.00	0.00	0.00	0.00	0.00	0.00	0.00	0.00	0.00	0.00	0.00	0.00	0.00	0.00	0.00	0.00	0.00	0.00	0.00	0.00	-	-	0.00
11	0.00	0.00	0.00	0.00	0.00	0.00	0.00	0.00	0.00	0.00	0.00	0.00	0.00	0.00	0.00	0.00	0.00	0.00	0.00	0.00	0.00	0.00	0.00	0.00	0.00	0.00	0.00
12	0.00	-	-	-	0.00	0.00	0.00	0.00	-	0.00	0.00	-	-	-	0.00	0.00	0.00	0.00	0.00	0.00	0.00	0.00	0.00	0.00	-	-	0.00
13	0.00	0.00	0.00	-	-	0.00	0.00	0.00	0.00	0.00	0.00	0.00	0.00	0.00	0.00	0.00	0.00	0.00	0.00	0.00	0.00	0.00	0.00	0.00	0.00	0.00	0.00
14	0.00	0.00	0.00	0.00	0.00	0.00	0.00	0.00	0.00	0.00	0.00	0.00	0.00	0.00	0.00	0.00	0.00	0.00	0.00	0.00	0.00	0.00	0.00	0.00	0.00	0.00	0.00
15	0.00	0.00	0.00	0.00	0.00	0.00	0.00	0.00	0.00	0.00	0.00	0.00	0.00	0.00	0.00	0.00	0.00	0.00	0.00	0.00	0.00	0.00	0.00	0.00	0.00	0.00	0.00
16	-	-	-	-	0.00	0.00	0.00	0.00	0.00	0.00	0.00	0.00	0.00	0.00	0.00	0.00	0.00	0.00	0.00	0.00	0.00	0.00	0.00	0.00	0.00	0.00	0.00
17	0.00	0.00	0.00	0.00	0.00	0.00	0.00	0.00	0.00	0.00	0.00	0.00	0.00	0.00	0.00	0.00	0.00	0.00	0.00	0.00	0.00	0.00	0.00	0.00	0.00	-	0.00
18	-	-	-	-	-	-	0.00	0.00	0.00	0.00	0.00	-	0.00	0.00	0.00	0.00	0.00	0.00	0.00	0.00	0.00	0.00	0.00	0.00	0.00	0.00	0.00
19	0.00	0.00	0.00	-	0.00	0.00	0.00	0.00	0.00	-	-	-	-	-	-	0.00	0.00	0.00	0.00	0.00	0.00	0.00	0.00	0.00	0.00	0.00	0.00
20	0.00	0.00	0.00	0.00	0.00	0.00	0.00	0.00	0.00	0.00	0.00	0.00	0.00	0.00	0.00	0.00	0.00	0.00	0.00	0.00	0.00	0.00	0.00	0.00	0.00	0.00	0.00
21	0.00	-	0.00	0.00	0.00	0.00	0.00	0.00	0.00	0.00	0.00	0.00	0.00	0.00	0.00	0.00	0.00	0.00	0.00	0.00	0.00	0.00	0.00	0.00	0.00	0.00	0.00
22	0.00	0.00	0.00	0.00	0.00	0.00	0.00	0.00	0.00	0.00	0.00	0.00	0.00	0.00	0.00	0.00	0.00	0.00	0.00	0.00	0.00	0.00	0.00	0.00	0.00	0.00	0.00
23	-	-	-	0.00	0.00	0.00	0.00	0.00	0.00	0.00	0.00	0.00	0.00	0.00	0.00	0.00	0.00	0.00	0.00	0.00	0.00	0.00	0.00	0.00	0.00	0.00	0.00
24	-	-	-	-	-	-	0.00	0.00	0.00	0.00	0.00	0.00	-	0.00	-	0.00	0.00	0.00	0.00	0.00	0.00	0.00	0.00	0.00	0.00	0.00	0.00
25	-	0.00	-	-	-	0.00	0.00	0.00	0.00	0.00	0.00	0.00	0.00	0.00	0.00	0.00	0.00	0.00	0.00	0.00	0.00	0.00	0.00	0.00	0.00	0.00	0.00
26	0.00	0.00	0.00	0.00	0.00	0.00	0.00	0.00	0.00	0.00	0.00	0.00	0.00	0.00	0.00	0.00	0.00	0.00	0.00	0.00	0.00	0.00	0.00	0.00	0.00	0.00	0.00
27	-	-	-	-	-	-	-	-	0.00	-	-	-	-	-	-	-	-	-	0.00	0.00	0.00	-	-	-	-	-	0.00
28	-	-	-	-	-	-	-	-	-	-	-	-	-	-	-	-	-	-	-	-	-	-	-	-	-	-	0.00

Serbia February 2022



Transelectrica[®]
Societate Administrată în Sistem Dualist

Market for Allocation of Cross-Border Capacities

Intraday Explicit Auctions on Romanian – Serbian border

Auction Price [Euro/MWh] - Import

Day	1	2	3	4	5	6	7	8	9	10	11	12	13	14	15	16	17	18	19	20	21	22	23	24	Max	
1	0.00	0.00	0.00	0.00	0.00	0.00	0.00	0.00	0.00	0.00	0.00	0.00	0.00	0.00	0.00	0.00	0.00	0.00	0.00	0.00	0.00	0.00	0.00	0.00	0.00	
2	0.00	0.00	0.00	0.00	0.00	0.00	0.00	0.00	0.00	-	-	-	0.00	0.00	0.00	0.00	0.00	0.00	0.00	0.00	0.00	0.00	0.00	0.00	0.00	0.00
3	0.00	0.00	0.00	0.00	0.00	0.00	0.00	0.00	0.00	0.00	0.00	0.00	0.00	0.00	0.00	0.00	0.00	0.00	0.00	0.00	0.00	0.00	0.00	0.00	0.00	0.00
4	0.00	0.00	0.00	0.00	0.00	0.00	0.00	0.00	0.00	0.00	0.00	0.00	0.00	0.00	0.00	0.00	0.00	0.00	0.00	0.00	0.00	0.00	0.00	0.00	0.00	0.00
5	0.00	0.00	0.00	0.00	0.00	0.00	0.00	0.00	0.00	0.00	0.00	0.00	0.00	0.00	0.00	0.00	0.00	0.00	0.00	0.00	0.00	0.00	0.00	0.00	0.00	0.00
6	0.00	0.00	0.00	0.00	0.00	0.00	0.00	0.00	0.00	0.00	0.00	0.00	0.00	0.00	0.00	0.00	0.00	0.00	0.00	0.00	0.00	0.00	0.00	0.00	0.00	0.00
7	0.00	0.00	0.00	0.00	0.00	0.00	0.00	0.00	0.00	0.00	0.00	0.00	0.00	0.00	0.00	0.00	0.00	0.00	0.00	0.00	0.00	0.00	0.00	0.00	0.00	0.00
8	0.00	0.00	0.00	0.00	0.00	0.00	0.00	0.00	0.00	0.00	0.00	0.00	0.00	0.00	0.00	0.00	0.00	0.00	0.00	0.00	0.00	0.00	0.00	0.00	0.00	0.00
9	0.00	0.00	0.00	0.00	0.00	0.00	0.00	0.00	0.00	0.00	0.00	0.00	0.00	0.00	0.00	0.00	0.00	0.00	0.00	0.00	0.00	0.00	0.00	0.00	0.00	0.00
10	0.00	0.00	0.00	0.00	0.00	0.00	0.00	0.00	0.00	0.00	0.00	0.00	0.00	0.00	0.00	0.00	0.00	0.00	0.00	0.00	0.00	0.00	0.00	0.00	0.00	0.00
11	0.00	0.00	0.00	0.00	0.00	0.00	0.00	0.00	0.00	0.00	0.00	0.00	0.00	0.00	0.00	0.00	0.00	0.00	0.00	0.00	0.00	0.00	0.00	0.00	0.00	0.00
12	0.00	0.00	0.00	0.00	0.00	0.00	0.00	0.00	0.00	0.00	0.00	0.00	0.00	0.00	0.00	0.00	0.00	0.00	0.00	0.00	0.00	0.00	0.00	0.00	0.00	0.00
13	0.00	0.00	0.00	0.00	0.00	0.00	0.00	0.00	0.00	0.00	0.00	0.00	0.00	0.00	0.00	0.00	0.00	0.00	0.00	0.00	0.00	0.00	0.00	0.00	0.00	0.00
14	0.00	0.00	0.00	0.00	0.00	0.00	0.00	0.00	0.00	0.00	0.00	0.00	0.00	0.00	0.00	0.00	0.00	0.00	0.00	0.00	0.00	0.00	0.00	0.00	0.00	0.00
15	0.00	0.00	0.00	0.00	0.00	0.00	0.00	0.00	0.00	0.00	0.00	0.00	0.00	0.00	0.00	0.00	0.00	0.00	0.00	0.00	0.00	0.00	0.00	0.00	0.00	0.00
16	0.00	0.00	0.00	0.00	0.00	0.00	0.00	0.00	0.00	0.00	0.00	0.00	0.00	0.00	0.00	0.00	0.00	0.00	0.00	0.00	0.00	0.00	0.00	0.00	0.00	0.00
17	0.00	0.00	0.00	0.00	0.00	0.00	0.00	0.00	0.00	0.00	0.00	0.00	0.00	0.00	0.00	0.00	0.00	0.00	0.00	0.00	0.00	0.00	0.00	0.00	0.00	0.00
18	0.00	0.00	0.00	0.00	0.00	0.00	0.00	0.00	0.00	0.00	0.00	0.00	0.00	0.00	0.00	0.00	0.00	0.00	0.00	0.00	0.00	0.00	0.00	0.00	0.00	0.00
19	0.00	0.00	0.00	0.00	0.00	0.00	0.00	0.00	0.00	0.00	0.00	0.00	0.00	0.00	0.00	0.00	0.00	0.00	0.00	0.00	0.00	0.00	0.00	0.00	0.00	0.00
20	0.00	0.00	0.00	0.00	0.00	0.00	0.00	0.00	0.00	0.00	0.00	0.00	0.00	0.00	0.00	0.00	0.00	0.00	0.00	0.00	0.00	0.00	0.00	0.00	0.00	0.00
21	0.00	0.00	0.00	0.00	0.00	0.00	0.00	0.00	0.00	0.00	0.00	0.00	0.00	0.00	0.00	0.00	0.00	0.00	0.00	0.00	0.00	0.00	0.00	0.00	0.00	0.00
22	0.00	0.00	0.00	0.00	0.00	0.00	0.00	0.00	0.00	0.00	0.00	0.00	0.00	0.00	0.00	0.00	0.00	0.00	0.00	0.00	0.00	0.00	0.00	0.00	0.00	0.00
23	0.00	0.00	0.00	0.00	0.00	0.00	0.00	0.00	0.00	0.00	0.00	0.00	0.00	0.00	0.00	0.00	0.00	0.00	0.00	0.00	0.00	0.00	0.00	0.00	0.00	0.00
24	0.00	0.00	0.00	0.00	0.00	0.00	0.00	0.00	0.00	0.00	0.00	0.00	0.00	0.00	0.00	0.00	0.00	0.00	0.00	0.00	0.00	0.00	0.00	0.00	0.00	0.00
25	0.00	0.00	0.00	0.00	0.00	0.00	0.00	0.00	0.00	0.00	0.00	0.00	0.00	0.00	0.00	0.00	0.00	0.00	0.00	0.00	0.00	0.00	0.00	0.00	0.00	0.00
26	0.00	0.00	0.00	0.00	0.00	0.00	0.00	0.00	0.00	0.00	0.00	0.00	0.00	0.00	0.00	0.00	0.00	0.00	0.00	0.00	0.00	0.00	0.00	0.00	0.00	0.00
27	0.00	0.00	0.00	0.00	0.00	0.00	0.00	0.00	0.00	0.00	0.00	0.00	0.00	0.00	0.00	0.00	0.00	0.00	0.00	0.00	0.00	0.00	0.00	0.00	0.00	0.00
28	0.00	0.00	0.00	0.00	0.00	0.00	0.00	0.00	0.00	0.00	0.00	0.00	0.00	0.00	0.00	0.00	0.00	0.00	0.00	0.00	0.00	0.00	0.00	0.00	0.00	0.00

Serbia

February 2022

Public

Market for Allocation of Cross-Border Capacities



Transelectrica®
Societate Administrată în Sistem Dualist

Monthly Auctions Bids Statistics

February 2022		1	2	3	4	5	6	7	8	9	10	11	12	13	14	15	16	17	18	19	20	21	22	23	24	25	26	27	28
Hungary export	Number of Capacity Traders	40	40	40	40	40	40	40	40	40	40	40	40	40	40	40	40	40	40	40	40	40	40	40	40	40	40	40	40
	Number of Capacity Holders	19	19	19	19	19	19	19	19	19	19	19	19	19	19	19	19	19	19	19	19	19	19	19	19	19	19	19	19
	Number of Bids	283	283	283	283	283	283	283	283	283	283	283	283	283	283	283	283	283	283	283	283	283	283	283	283	283	283	283	283
Hungary import	Number of Capacity Traders	34	34	34	34	34	34	34	34	34	34	34	34	34	34	34	34	34	34	34	34	34	34	34	34	34	34	34	34
	Number of Capacity Holders	13	13	13	13	13	13	13	13	13	13	13	13	13	13	13	13	13	13	13	13	13	13	13	13	13	13	13	13
	Number of Bids	199	199	199	199	199	199	199	199	199	199	199	199	199	199	199	199	199	199	199	199	199	199	199	199	199	199	199	199
Bulgaria export	Number of Capacity Traders	30	30	30	30	30	30	30	30	30	30	30	30	30	30	30	30	30	30	30	30	30	30	30	30	30	30	30	30
	Number of Capacity Holders	11	11	11	11	11	11	11	11	11	11	11	11	11	11	11	11	11	11	11	11	11	11	11	11	11	11	11	11
	Number of Bids	169	169	169	169	169	169	169	169	169	169	169	169	169	169	169	169	169	169	169	169	169	169	169	169	169	169	169	169
Bulgaria import	Number of Capacity Traders	43	43	43	43	43	43	43	43	43	43	43	43	43	43	43	43	43	43	43	43	43	43	43	43	43	43	43	43
	Number of Capacity Holders	16	16	16	16	16	16	16	16	16	16	16	16	16	16	16	16	16	16	16	16	16	16	16	16	16	16	16	16
	Number of Bids	302	302	302	302	302	302	302	302	302	302	302	302	302	302	302	302	302	302	302	302	302	302	302	302	302	302	302	302
Serbia export	Number of Capacity Traders	13	13	13	13	13	13	13	13	13	13	13	13	13	13	13	13	13	13	13	13	13	13	13	13	13	13	13	13
	Number of Capacity Holders	11	11	11	11	11	11	11	11	11	11	11	11	11	11	11	11	11	11	11	11	11	11	11	11	11	11	11	11
	Number of Bids	89	89	89	89	89	89	89	89	89	89	89	89	89	89	89	89	89	89	89	89	89	89	89	89	89	89	89	87
Serbia import	Number of Capacity Traders	11	11	11	11	11	11	11	11	11	11	11	11	11	11	11	11	11	11	11	11	11	11	11	11	11	11	11	11
	Number of Capacity Holders	8	8	8	8	8	8	8	8	8	8	8	8	8	8	8	8	8	8	8	8	8	8	8	8	8	8	8	8
	Number of Bids	65	65	65	65	65	65	65	65	65	65	65	65	65	65	65	65	65	65	65	65	65	65	65	65	65	65	65	65
Ukraine export	Number of Capacity Traders	2	2	2	2	2	2	2	2	2	2	2	2	2	2	2	2	2	2	2	2	2	2	2	2	2	2	2	2
	Number of Capacity Holders	2	2	2	2	2	2	2	2	2	2	2	2	2	2	2	2	2	2	2	2	2	2	2	2	2	2	2	2
	Number of Bids	6	6	6	6	6	6	6	6	6	6	6	6	6	6	6	6	6	6	6	6	6	6	6	6	6	6	6	6
Ukraine import	Number of Capacity Traders	9	9	9	9	9	9	9	9	9	9	9	9	9	9	9	9	9	9	9	9	9	9	9	9	9	9	9	9
	Number of Capacity Holders	8	8	8	8	8	8	8	8	8	8	8	8	8	8	8	8	8	8	8	8	8	8	8	8	8	8	8	8
	Number of Bids	30	30	30	30	30	30	30	30	30	30	30	30	30	30	30	30	30	30	30	30	30	30	30	30	30	30	30	30
Moldavia import RO_Cioara	Number of Capacity Traders	-	-	-	-	-	-	-	-	-	-	-	-	-	-	-	-	-	-	-	-	-	-	-	-	-	-	-	
	Number of Capacity Holders	-	-	-	-	-	-	-	-	-	-	-	-	-	-	-	-	-	-	-	-	-	-	-	-	-	-	-	
	Number of Bids	-	-	-	-	-	-	-	-	-	-	-	-	-	-	-	-	-	-	-	-	-	-	-	-	-	-	-	
Moldavia import RO_Costesti	Number of Capacity Traders	-	-	-	-	-	-	-	-	-	-	-	-	-	-	-	-	-	-	-	-	-	-	-	-	-	-	-	
	Number of Capacity Holders	-	-	-	-	-	-	-	-	-	-	-	-	-	-	-	-	-	-	-	-	-	-	-	-	-	-	-	
	Number of Bids	-	-	-	-	-	-	-	-	-	-	-	-	-	-	-	-	-	-	-	-	-	-	-	-	-	-	-	
Moldavia import RO_Vulcanesti	Number of Capacity Traders	-	-	-	-	-	-	-	-	-	-	-	-	-	-	-	-	-	-	-	-	-	-	-	-	-	-	-	
	Number of Capacity Holders	-	-	-	-	-	-	-	-	-	-	-	-	-	-	-	-	-	-	-	-	-	-	-	-	-	-	-	
	Number of Bids	-	-	-	-	-	-	-	-	-	-	-	-	-	-	-	-	-	-	-	-	-	-	-	-	-	-	-	

February 2022	Maximum	Minimum
Number of Capacity Traders	43	2
Number of Capacity Holders	19	2
Number of Bids	302	6

Daily Explicit Auctions Bids Statistics

February 2022		Daily Auctions																											
		1	2	3	4	5	6	7	8	9	10	11	12	13	14	15	16	17	18	19	20	21	22	23	24	25	26	27	28
Serbia Export	Maximum Number of Capacity Traders	8	8	10	9	8	7	8	10	9	9	9	9	8	8	9	10	9	9	10	8	9	9	9	10	9	8	8	8
	Maximum Number of Capacity Holders	8	8	8	8	8	7	8	7	9	9	9	9	7	7	8	9	9	8	8	7	8	9	9	8	8	7	5	6
	Maximum Number of Bids	39	41	47	41	43	45	49	50	40	38	40	43	36	33	38	46	46	47	46	43	45	41	41	46	40	41	44	44
Serbia Import	Maximum Number of Capacity Traders	7	10	8	10	6	7	8	9	9	8	8	8	8	9	9	10	8	9	7	6	8	8	10	8	9	7	7	7
	Maximum Number of Capacity Holders	7	8	8	8	6	7	7	9	9	8	8	8	8	7	8	9	8	8	7	6	8	8	9	8	8	7	7	7
	Maximum Number of Bids	38	43	36	48	34	38	36	41	40	36	36	36	32	36	40	39	35	36	30	30	32	33	36	33	36	35	31	30

Note: In the table are presented the daily maximum hourly values.

Market for Allocation of Cross-Border Capacities



Intraday Explicit Auctions Bids Statistics

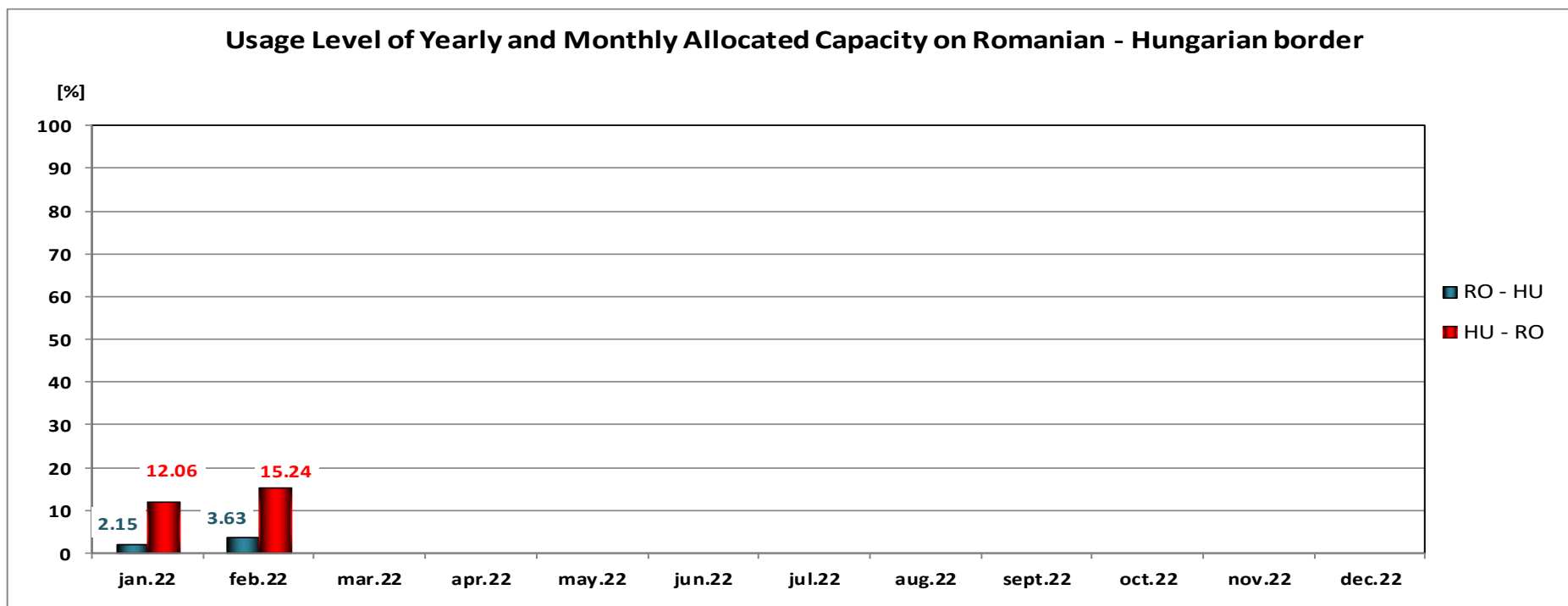
Februaury 2022		Intraday Auctions																											
		1	2	3	4	5	6	7	8	9	10	11	12	13	14	15	16	17	18	19	20	21	22	23	24	25	26	27	28
Serbia Export	Maximum Number of Capacity Traders	0	1	0	0	0	0	0	0	0	0	0	0	0	0	0	0	0	0	0	0	0	0	0	0	0	0	0	0
	Maximum Number of Capacity Holders	-	1	-	-	-	-	-	-	-	-	-	-	-	-	-	-	-	-	-	-	-	-	-	-	-	-	-	-
Serbia Import	Maximum Number of Capacity Traders	0	0	0	0	0	0	0	0	0	0	0	0	0	0	0	0	0	0	0	0	0	0	0	0	0	0	0	0
	Maximum Number of Capacity Holders	-	-	-	-	-	-	-	-	-	-	-	-	-	-	-	-	-	-	-	-	-	-	-	-	-	-	-	-

Note: In the table are presented the daily maximum hourly values.

Long term Auction on Romanian – Hungarian border

Usage Level of Allocated Capacity

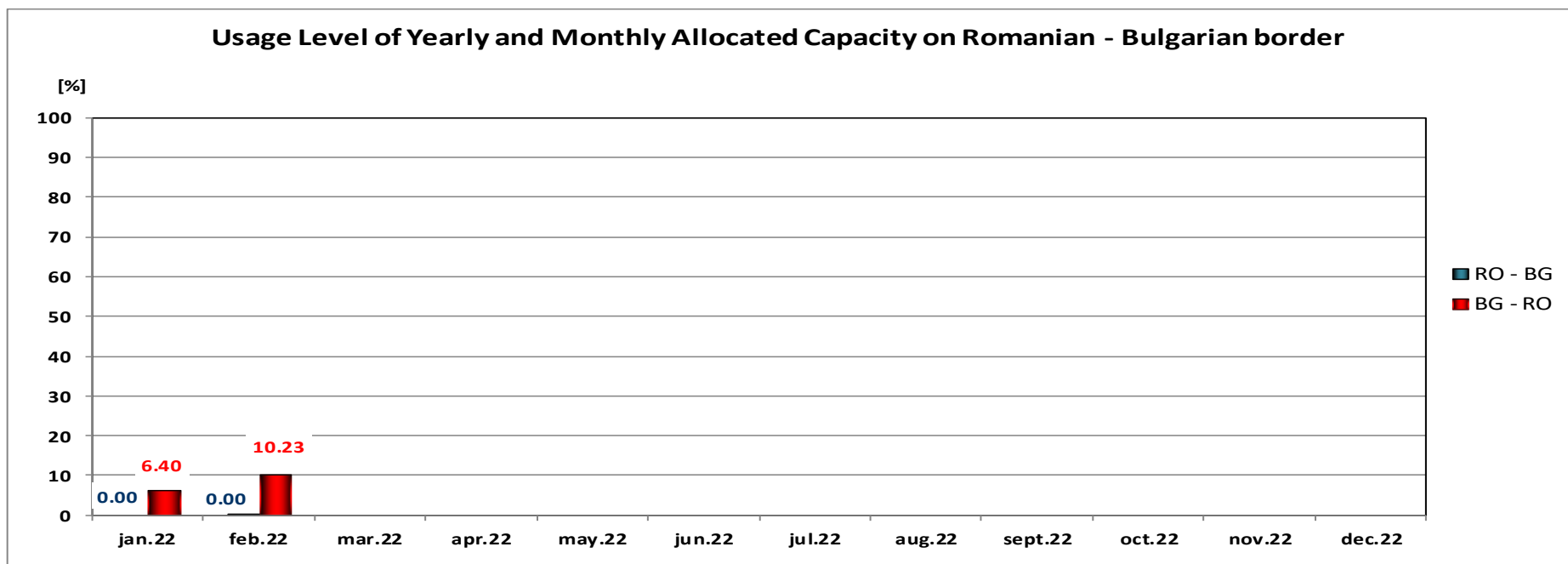
CET



Usage level of yearly and monthly allocated capacity was calculated as ratio between nominated capacity and sum of allocated capacity at yearly and monthly auctions after returns.

From the beginning of the year, the average values (arithmetic) of usage level are: 2.89% on export direction and 13.65% on import direction.

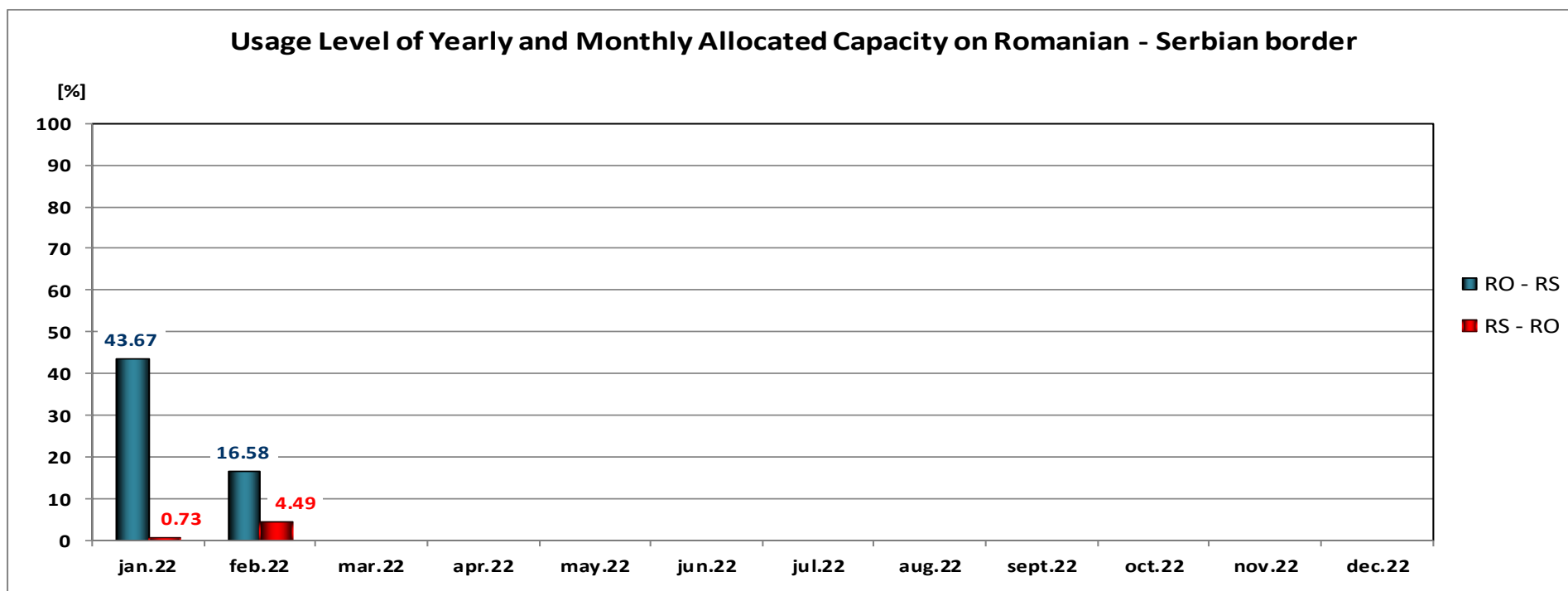
CET



Usage level of yearly and monthly allocated capacity was calculated as ratio between nominated capacity and sum of allocated capacity at yearly and monthly auctions after returns.

From the beginning of the year, the average values (arithmetic) of usage level are: 0% on export direction and 8.32% on import direction.

CET



Usage level of yearly and monthly allocated capacity was calculated as ratio between nominated capacity and sum of allocated capacity at yearly and monthly auctions after returns.

From the beginning of the year, the average values (arithmetic) of usage level are: 30.12% on export direction and 2.61% on import direction.



Transelectrica®
Societate Administrată în Sistem Dualist

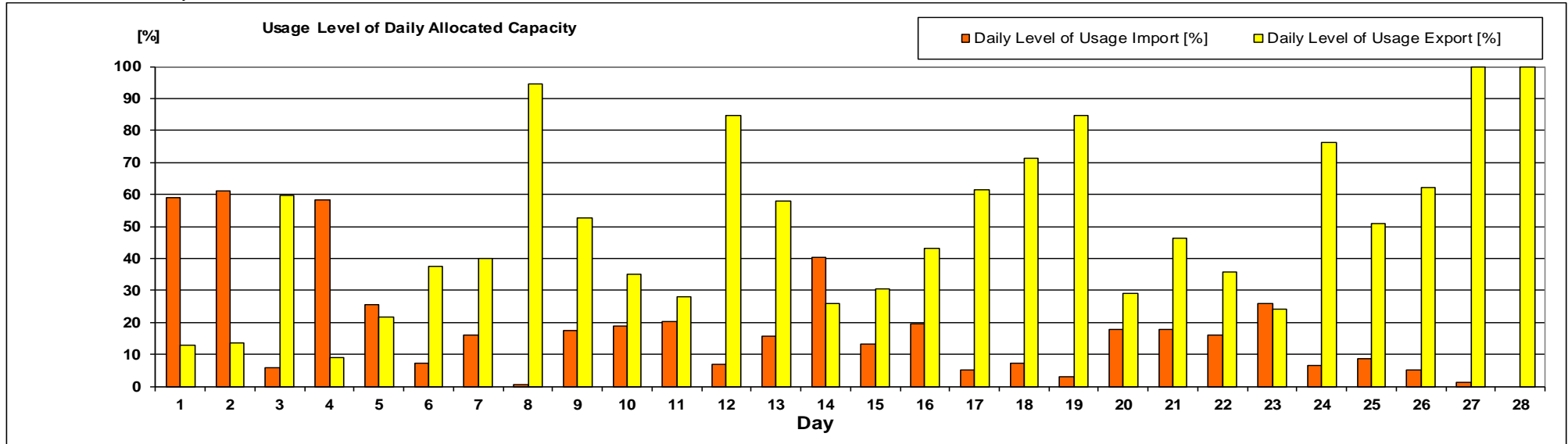
Market for Allocation of Cross-Border Capacities

Daily Auctions on Romanian – Serbian border

Usage Level of Daily Allocated Capacity

Serbia

February 2022



Daily Level of Usage [%]

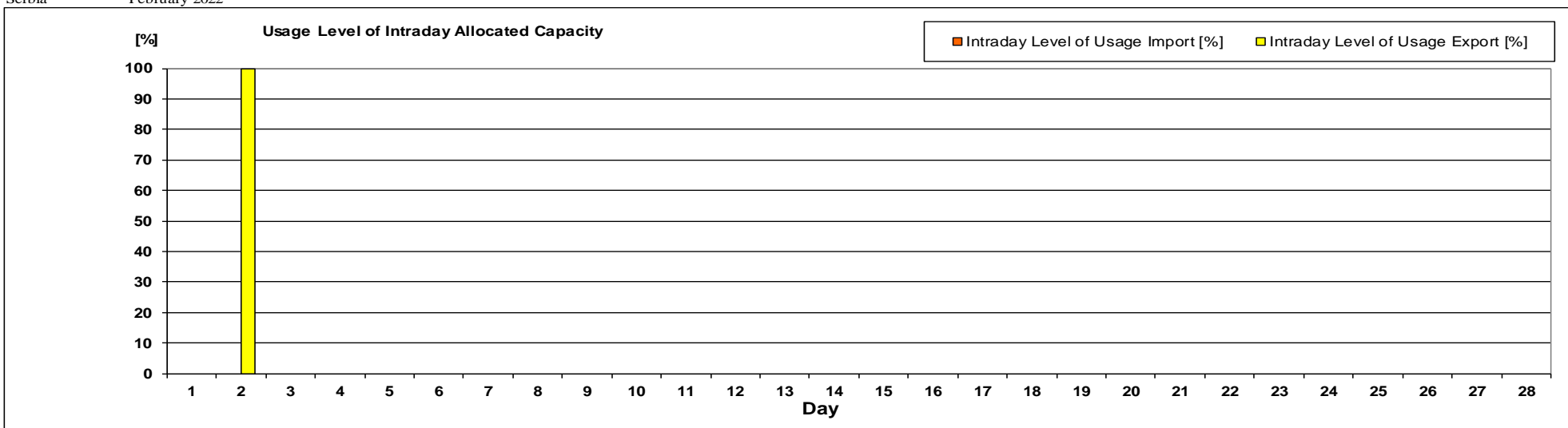
February 2022	1	2	3	4	5	6	7	8	9	10	11	12	13	14	15	16	17	18	19	20	21	22	23	24	25	26	27	28
Import	58.88	61.05	5.80	58.19	25.50	7.31	15.86	0.51	17.53	18.99	20.34	6.92	15.76	40.20	13.38	19.47	4.94	7.37	3.10	17.71	17.89	15.89	25.74	6.35	8.70	4.99	1.06	0.00
Export	12.80	13.61	59.80	8.98	21.75	37.38	39.84	94.70	52.56	35.03	28.04	84.59	58.08	25.85	30.35	42.97	61.35	71.30	84.85	29.15	46.23	35.67	24.19	76.06	50.96	62.23	100.00	100.00

Level of usage of daily allocated capacity, calculated at monthly level, as ratio between sum of nominated daily capacities and sum of daily allocated capacities, has the following values:

- Import 17.23 [%]
- Export 45.12 [%]

Serbia

February 2022



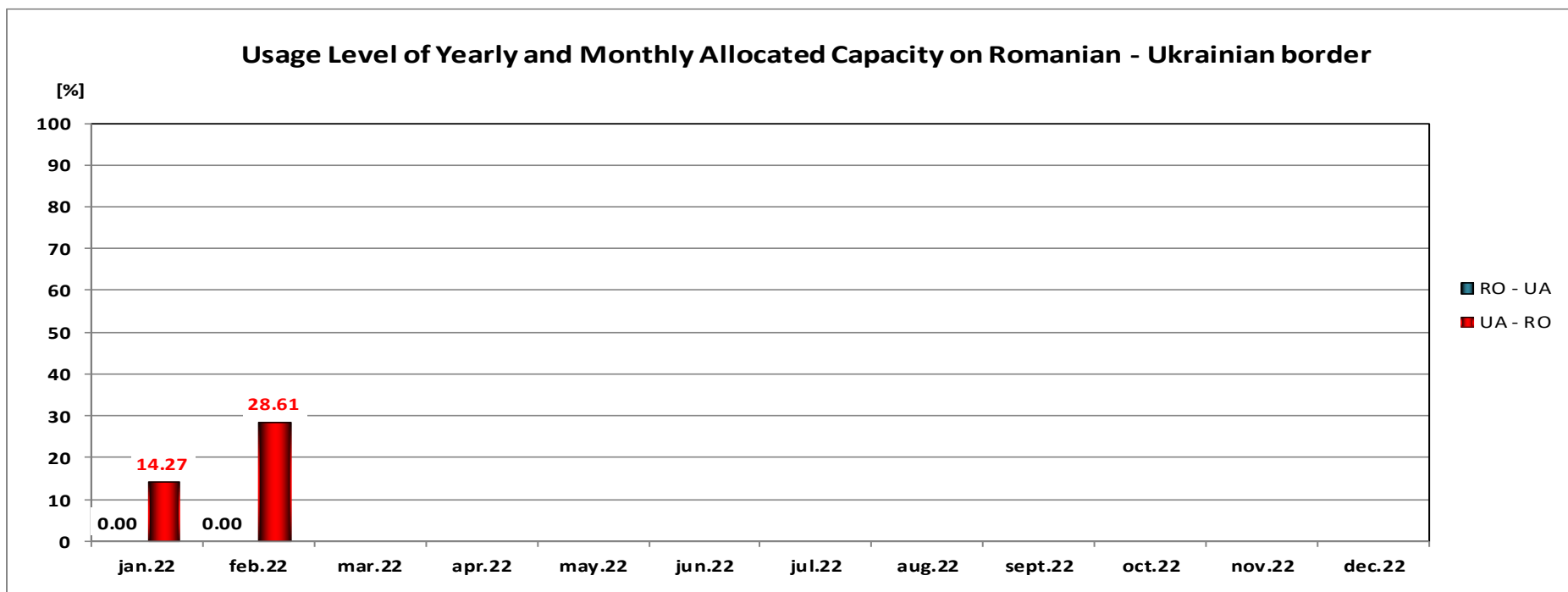
Intraday Level of Usage [%]

February 2022	1	2	3	4	5	6	7	8	9	10	11	12	13	14	15	16	17	18	19	20	21	22	23	24	25	26	27	28
Import	-	-	-	-	-	-	-	-	-	-	-	-	-	-	-	-	-	-	-	-	-	-	-	-	-	-	-	-
Export	-	100.00	-	-	-	-	-	-	-	-	-	-	-	-	-	-	-	-	-	-	-	-	-	-	-	-	-	-

Level of usage of intraday allocated capacity, calculated at monthly level, as ratio between sum of nominated intraday capacities and sum of intraday allocated capacities, has the following values:

- Import - [%] (no requested capacity)
- Export 100 [%] (capacity was requested only for 02.02.2022)

CET



Usage level of yearly and monthly allocated capacity was calculated as ratio between nominated capacity and sum of allocated capacity at yearly and monthly auctions. During the period 23.02.2022 – 28.02.2022, the NTC value was updated to 0 MW and the allocated capacity rights were canceled on the Ukrainian border, due to isolated operation of the Ukrainian power system.

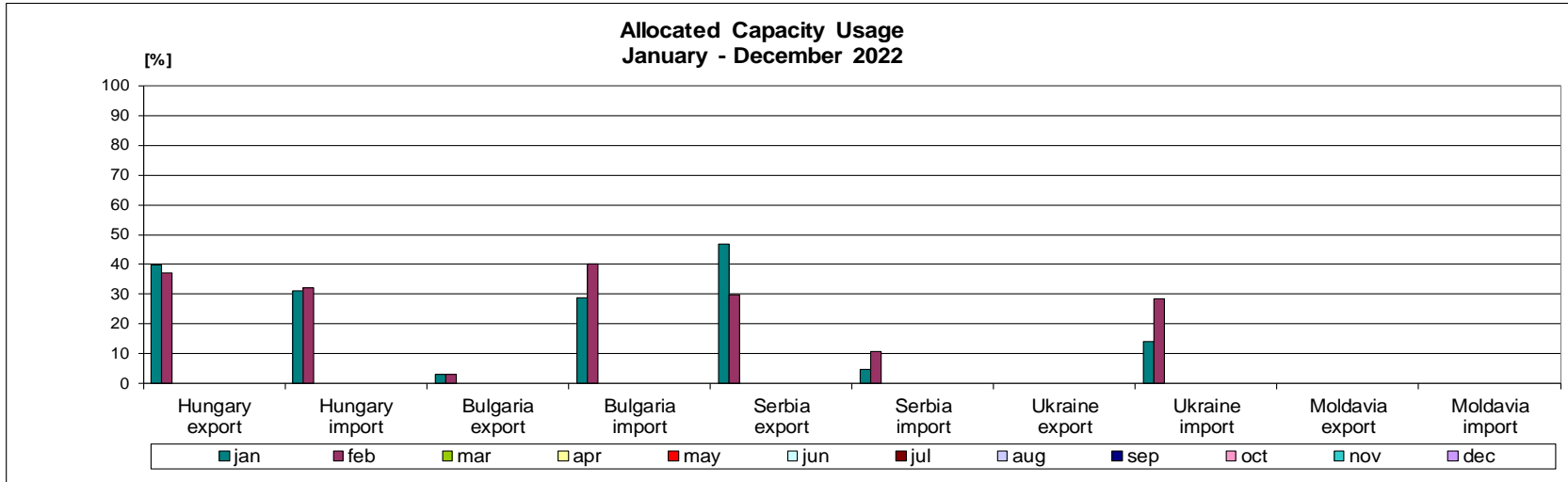
From the beginning of the year, the average values (arithmetic) of usage level are: 0% on export direction and 21.44% on import direction.



Transelectrica®
Societate Administrată în Sistem Dualist

Market for Allocation of Cross-Border Capacities

Usage level of capacity rights

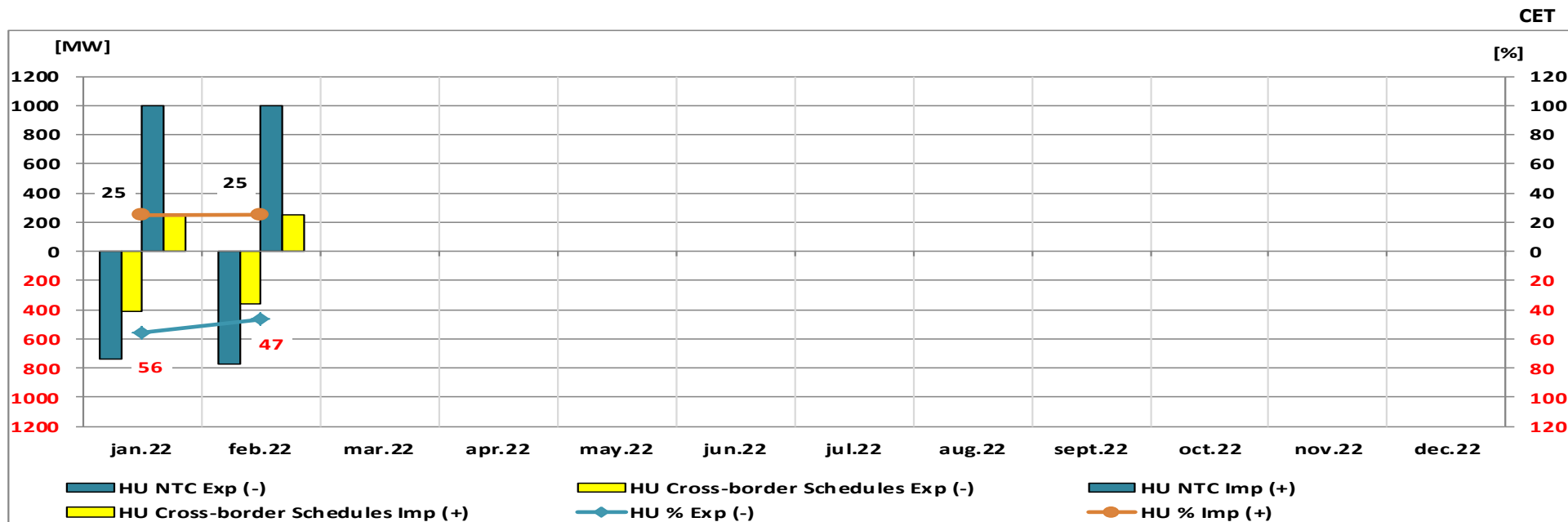


The level of usage of total capacity rights on one border and direction represent the percentage ratio between the energy associated with the commercial transactions, nominated during a month, and the energy associated with the total capacity rights.

[%]	Hungary export	Hungary import	Bulgaria export	Bulgaria import	Serbia export	Serbia import	Ukraine export	Ukraine import	Moldavia export	Moldavia import
jan	39.89	30.99	3.10	28.88	46.85	4.87	0.00	14.27	-	-
feb	37.21	32.04	3.08	40.31	29.92	10.93	0.00	28.61	-	-
mar										
apr										
may										
jun										
jul										
aug										
sep										
oct										
nov										
dec										
average	38.55	31.51	3.09	34.60	38.38	7.90	0.00	21.44	-	-

In February 2022, it was noticed a low level of capacity usage. The highest level of usage was on import direction from Bulgaria. During the period 23.02.2022 – 28.02.2022, the NTC value was updated to 0 MW and the allocated capacity rights were canceled on the Ukrainian border, due to isolated operation of the Ukrainian power system.

Usage Level of NTC on Romanian – Hungarian border



Hungary (monthly averages values, MW)	jan.22	feb.22	mar.22	apr.22	may.22	jun.22	jul.22	aug.22	sept.22	oct.22	nov.22	dec.22	sum
HU NTC Exp (-)	-735	-771											-1507
HU Cross-border Schedules Exp (-)	-409	-360											-769
HU NTC Imp (+)	1000	1000											2000
HU Cross-border Schedules Imp (+)	249	252											501

The level of usage was calculated as ratio between total cross-border schedules (capacity nominated on long and short term) and NTC. From the beginning of the year, the average values (arithmetic) of usage level are: 51.13% on export direction and 25.03% on import direction.

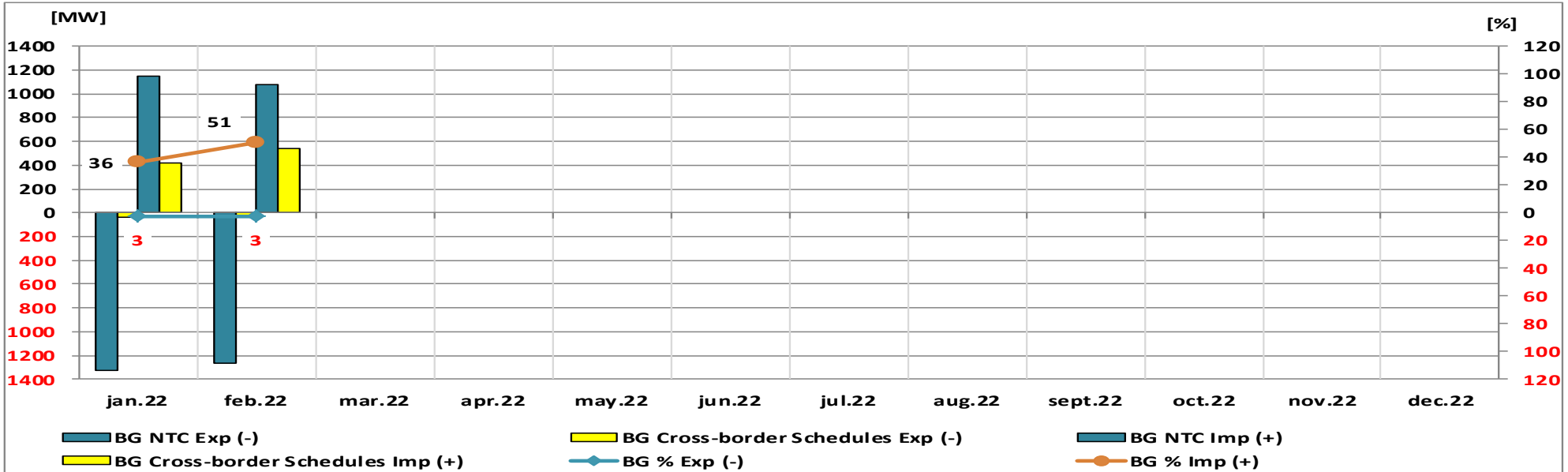


Transelectrica®
Societate Administrată în Sistem Dualist

Market for Allocation of Cross-Border Capacities

Usage Level of NTC on Romanian – Bulgarian border

CET



Bulgaria (monthly averages values, MW)	jan.22	feb.22	mar.22	apr.22	may.22	jun.22	jul.22	aug.22	sept.22	oct.22	nov.22	dec.22	sum
BG NTC Exp (-)	-1324	-1265											-2589
BG Cross-border Schedules Exp (-)	-35	-34											-69
BG NTC Imp (+)	1149	1076											2225
BG Cross-border Schedules Imp (+)	418	546											964

The level of usage was calculated as ratio between total cross-border schedules (capacity nominated on long and short term) and NTC. From the beginning of the year, the average values (arithmetic) of usage level are: 2.66% on export direction and 43.54% on import direction.

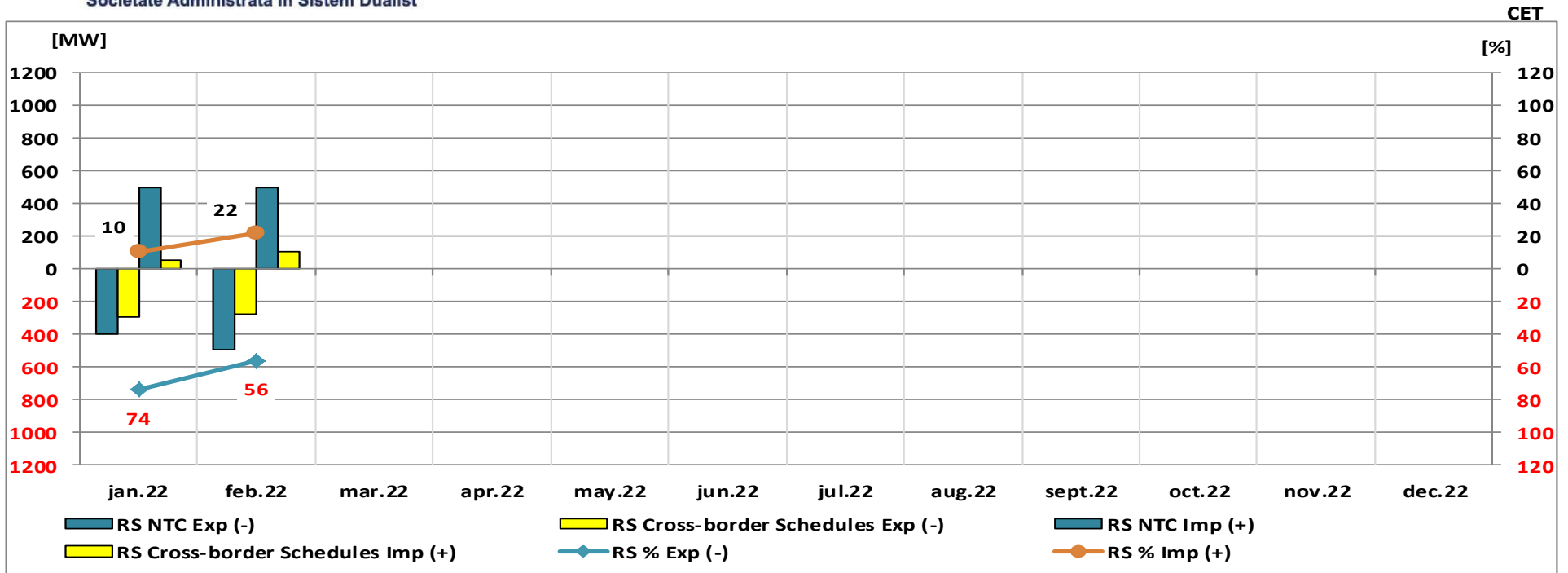


Transelectrica®

Societate Administrată în Sistem Dualist

Market for Allocation of Cross-Border Capacities

Usage Level of NTC on Romanian – Serbian border



Serbia (monthly averages values, MW)	jan.22	feb.22	mar.22	apr.22	may.22	jun.22	jul.22	aug.22	sept.22	oct.22	nov.22	dec.22	sum
RS NTC Exp (-)	-400	-496											-896
RS Cross-border Schedules Exp (-)	-295	-278											-573
RS NTC Imp (+)	500	500											1000
RS Cross-border Schedules Imp (+)	52	110											163

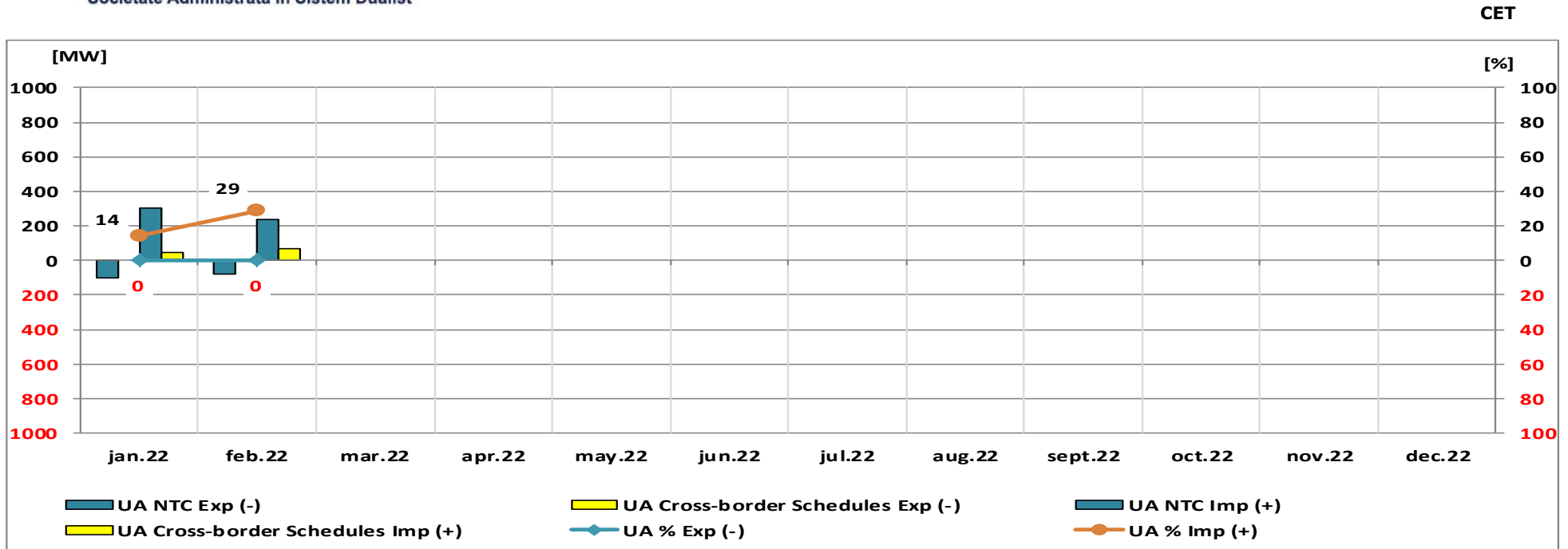
The level of usage was calculated as ratio between total cross-border schedules (capacity nominated on long and short term) and NTC. From the beginning of the year, the average values (arithmetic) of usage level are: 64.91% on export direction and 16.28% on import direction.



Transelectrica®
Societate Administrată în Sistem Dualist

Market for Allocation of Cross-Border Capacities

Usage Level of NTC on Romanian – Ukrainian border



Ukraine (monthly averages values, MW)	jan.22	feb.22	mar.22	apr.22	may.22	jun.22	jul.22	aug.22	sept.22	oct.22	nov.22	dec.22	sum
UA NTC Exp (-)	-100	-79											-179
UA Cross-border Schedules Exp (-)	0	0											0
UA NTC Imp (+)	300	236											536
UA Cross-border Schedules Imp (+)	43	67											110

The level of usage was calculated as ratio between total cross-border schedules (capacity nominated on long and short term) and NTC. From the beginning of the year, the average values (arithmetic) of usage level are: 0% on export direction and 21.44% on import direction.



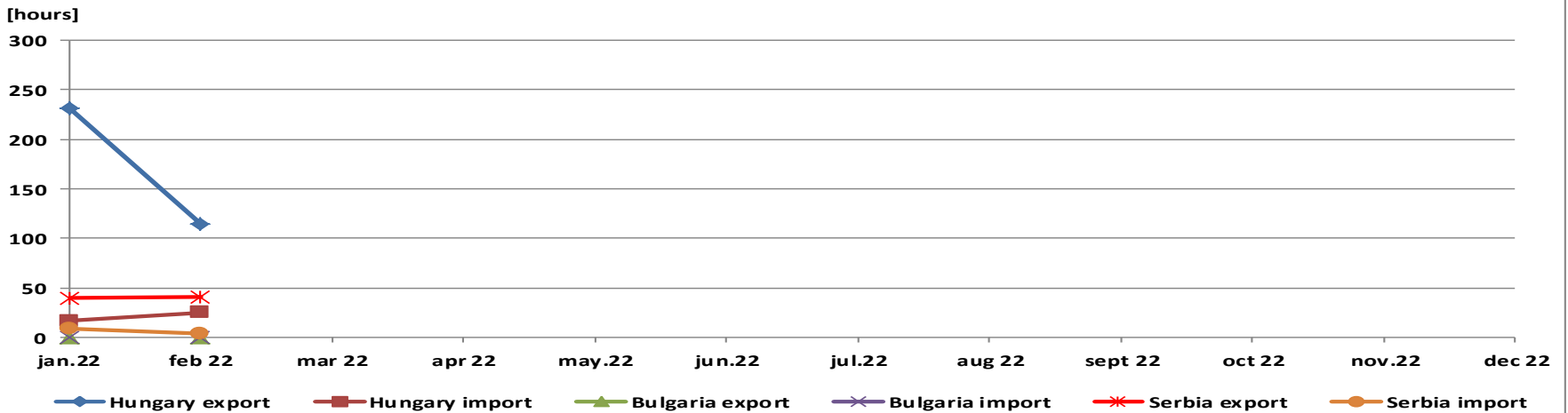
Transelectrica®
Societate Administrată în Sistem Dualist

Market for Allocation of Cross-Border Capacities

Maximization of NTC Usage

CET

Number of hours in which the sum of nominated cross-border schedules is higher than NTC



Number of hours	jan.22	feb.22	mar.22	apr.22	may.22	jun.22	jul.22	aug.22	sept.22	oct.22	nov.22	dec.22
Hungary export	232	115										
Hungary import	17	25										
Bulgaria export	0	0										
Bulgaria import	0	0										
Serbia export	40	41										
Serbia import	9	4										

By making efficient use of the interconnection (applying “netting” principle in daily and intra-day offered capacity calculation) there are some hours in which sum of nominated cross-border schedules is higher than the NTC.

Market for Allocation of Cross-Border Capacities



Market indicators (C1, C3, HHI) on auction type and total values per border direction

February 2022

Border	Auction												Total		
	Yearly			Monthly			Daily			Intraday			C1 [%]	C3 [%]	HHI
	C1 [%]	C3 [%]	HHI	C1 [%]	C3 [%]	HHI	C1 [%]	C3 [%]	HHI	C1 [%]	C3 [%]	HHI			
Hungary import	28.57	52.86	1414	23.81	49.21	1216	-	-	-	-	-	-	18.80	45.86	939
Hungary export	14.29	40.00	992	22.95	46.56	1114	-	-	-	-	-	-	14.05	34.66	691
Bulgaria import	40.00	69.00	2178	18.75	48.75	1136	-	-	-	-	-	-	26.11	53.33	1310
Bulgaria export	20.00	41.00	935	26.79	67.86	1782	-	-	-	-	-	-	18.87	47.26	1072
Serbia import	35.20	85.20	2720	28.00	66.00	1816	28.61	59.86	1700	-	-	-	14.81	42.62	1031
Serbia export	44.40	78.00	2733	22.03	53.45	1357	28.05	60.48	1684	100.00	100.00	10000	15.27	44.19	1051
Ukraine import	-	-	-	50.00	80.00	3094	-	-	-	-	-	-	50.00	80.00	3094
Ukraine export	-	-	-	66.67	100.00	5556	-	-	-	-	-	-	66.67	100.00	5556
Moldavia import	-	-	-	-	-	-	-	-	-	-	-	-	-	-	-

Note:

- On the Hungarian border implicit daily allocation is organized through the market coupling mechanism of day-ahead electricity markets (CZ-SK-HU-RO starting with 20.11.2014, respectively integration in Single Day-Ahead Market Coupling (SDAC) starting with 18.06.2021) and implicit intraday allocation is organized as a result of the integration of Romanian intraday market in SIDC-Single Intra-Day Market (starting with 20.11.2019).
- On the Bulgarian border implicit intraday allocation is organized as a result of the integration of Romanian intraday market in SIDC (Single Intra-Day Market) (starting with 20.11.2019) and implicit daily allocation is organized as a result of the integration in Single Day-Ahead Market Coupling (SDAC) (starting with 28.10.2021).



Email: Monitorizare.Piata@transelectrica.ro

Fax: 021 3035630