



Transelectrica®
Societate Administrată în Sistem Dualist

MARKET MONITORING REPORT

Market for Allocation of Cross-Border Capacities

March 2022



- ANRE - Romanian Energy Regulatory Authority
- HHI - Herfindahl-Hirschman Index
- BRP - Balance Responsible Party
- BM - Balancing Market
- DAM - Day Ahead Market
- TSO - Transmission System Operator
- DU – Dispatchable Unit
- PN – Physical Notification
- NDC - National Dispatching Center
- C1 – The market share of the largest market participant
- C3 – Total market share of top 3 market participants
- NPS – Minimum number of residual generators
- TTC – Total Transfer Capacity
- NTC – Net Transfer Capacity
- ATC – Available Transfer Capacity

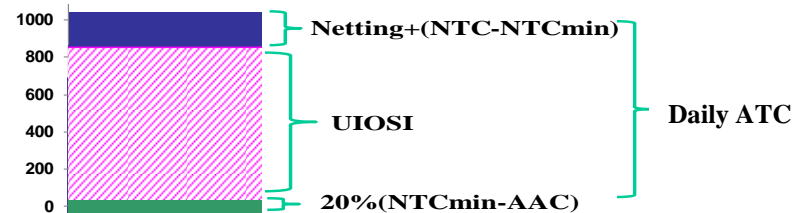
Transelectrica, the Romanian Transmission System Operator, operates and monitors the activity of 3 types of markets: Balancing Market, Ancillary Services Market and Market for Allocation of Cross-Border Capacities.

Using the records from the markets data base, Transelectrica prepares daily, weekly and monthly monitoring reports. A part of the data included in these reports (those data which are not confidential) is published on the website **www.transelectrica.ro**

General Remarks



- For year 2022 :
 - ✓ on the Bulgarian border, the daily allocation is of implicit type as a result of the integration of RO – BG border in Single Day-Ahead Market Coupling (SDAC). In case of decoupling, the Joint Allocation Office (JAO) is the organizer of the explicit daily auctions (shadow auctions) for RO – BG border. Implicit intraday allocation with continuous trading is organized on the Bulgarian border, as a result of the integration of Romanian intraday market in SIDC (Single Intra-Day Market). In the event of decoupling, no explicit intraday auctions are organized on RO – BG border.
 - ✓ on the Hungarian border, the daily allocation is of implicit type as a result of the integration of RO – HU border in Single Day-Ahead Market Coupling (SDAC). In case of decoupling, the Joint Allocation Office (JAO) is the organizer of the explicit daily auctions (shadow auctions) for RO-HU border. Implicit intraday allocations are held with continuous trading, as a result of the integration of Romanian intraday market in SIDC (Single Intra-Day Market). On this border the 15 minutes cross-border product is available. In the event of decoupling, no explicit intraday auctions are organized on RO – HU border.
 - ✓ on the Serbian border, the bilateral coordinated allocation is done for 100% of total capacity: daily auctions are held by EMS (Serbia) and long term and intraday auctions are held by Transelectrica. The intraday allocation is done in six auction sessions for time intervals: 00:00-04:00, 04:00-08:00, 08:00-12:00, 12:00-16:00, 16:00-20:00, 20:00-00:00 CET.
 - ✓ *UIOSI* („use it or sell it”) principle is applied on Hungarian, Bulgarian and Serbian borders. The “netting” is applied to daily and intraday allocation.
 - ✓ the long term auctions on Hungarian and Bulgarian borders are held by Joint Allocation Office (JAO) based on Allocation Rules for Forward Capacity Allocation (HAR) and border specific Annex. On these borders it is applied:
 - ✓ reservation of a percentage of interconnection capacity for short term auction, offered capacity being calculated as 80% of the minimum of available capacities of all periods of the month





- Transelectrica's auctions are held on Damas platform, with euro currency trading;
- On Romanian – Bulgarian, Romanian – Serbian and Romanian – Hungarian borders, the physical transmission rights are used in accordance with „m:n” nomination principle, for all time horizons;
- Daily auction results on the Serbian border (auction prices, allocated capacities) are provided by the Serbian TSO and long term auction results on the Hungarian and Bulgarian borders are provided by JAO;
- Usage of allocated capacity on Ukrainian border is restricted by the Ukrainian TSO agreement;
- Monthly auctions for March were held as:
 - ✓ import/export* Hungary, import/export Bulgaria, export Serbia and export Ukraine, during the period 01 – 31.03.2022;
 - ✓ import Serbia, during the periods 01 – 04.03.2022; 05 – 06.03.2022; 07 – 11.03.2022; 12 – 13.03.2022; 14 – 18.03.2022; 19 – 20.03.2022; 21 – 31.03.2022;
 - ✓ import Ukraine, during the periods 01 – 27.03.2022; 28 – 31.03.2022;
- Due to lack of request from participants, 10 MW capacity was not allocated at monthly auction on export direction to Ukraine. During the period 23 – 27.02.2022, there were scheduled isolated operation tests of the Ukrainian power system, namely the disconnection of Burshtyn Island from the European Power System, its synchronization with the Ukrainian system and separation from the Russian and Belarus power systems. Due to the conflict situation in Ukraine, the reconnection of Burshtyn Island to the European Power System after finishing the isolated operation tests held between 23 and 27.02.2022, was no longer possible. Therefore, the Ukrainian power system remained isolated and the market participants were informed about the update of NTC values to 0 MW, cancellation of allocated capacity rights and reimbursement of capacity cost.

* according to the allocation rules, monthly offered capacity was calculated taking into account the minimum of NTC's monthly values.

Market for Allocation of Cross-Border Capacities



Monthly auction Results of 01 – 31 March 2022

	Prices [euro/MWh]	Capacities [MW]								
	Results	TTC	NTC	ATC	AAC	Reserved	Offered	Requested	Alocated	Final Rights*
Hungary export										
01 - 27 March 2022	4.26	800	700	350	350	0	200	2725	200	550
28 - 31 March 2022	4.26	700	600	250	350	0	200	2725	200	550
Hungary import										
01 - 31 March 2022	1.50	800	700	350	350	100	380	3530	380	630
Bulgaria export										
01 - 31 March 2022	0.28	1350	1250	750	500	0	600	3420	600	1100
Bulgaria import										
01 - 31 March 2022	3.02	1100	1000	500	500	0	400	3146	400	900

Notes:

ATC values on Hungarian and Bulgarian borders are calculated before the reservation of capacity. Offered capacity includes reservation and returned capacity.

Requested = requested capacity that remains after automatic rejection of the offers with credit limit exceeded

Final rights = monthly allocated capacity + yearly allocated capacity after returns and withdrawals.

Market for Allocation of Cross-Border Capacities



Transelectrica®

Societate Administrată în Sistem Dualist

Monthly auction Results of 01 – 31 March 2022

	Prices [euro/MWh]	Capacities [MW]								
	Results	TTC	NTC	ATC	AAC	Reserved	Offered	Requested	Alocated	Final Rights*
Serbia export										
01 - 31 March 2022	2.67	550	450	200	250	-	200	724	200	450
Serbia import										
01 - 04 March 2022	0.37	600	500	250	250	-	250	679	250	500
05 - 06 March 2022	0.45	500	400	150	250	-	150	524	150	400
07 - 11 March 2022	0.62	400	300	50	250	-	50	310	50	300
12 - 13 March 2022	0.45	500	400	150	250	-	150	524	150	400
14 - 18 March 2022	0.62	400	300	50	250	-	50	310	50	300
19 - 20 March 2022	0.45	500	400	150	250	-	150	524	150	400
21 - 31 March 2022	0.62	400	300	50	250	-	50	310	50	300
Ukraine export										
01 - 31 March 2022	0.00	200	100	100	-	-	100	90	90	90
Ukraine import										
01 - 27 March 2022	0.20	400	300	300	-	-	300	465	300	300
28 - 31 March 2022	0.40	300	200	200	-	-	200	365	200	200
Moldavia export										
01 - 31 March 2022	-	-	-	-	-	-	-	-	-	-
Moldavia import										
01 - 31 March 2022	-	-	-	-	-	-	-	-	-	-
RO_Vulcanesti	-	-	-	-	-	-	-	-	-	-
01 - 31 March 2022	-	-	-	-	-	-	-	-	-	-
RO_Costesti	-	-	-	-	-	-	-	-	-	-
01 - 31 March 2022	-	-	-	-	-	-	-	-	-	-
RO_Cioara	-	-	-	-	-	-	-	-	-	-

Notes:

Requested = requested capacity that remains after automatic rejection of the offers with credit limit exceeded

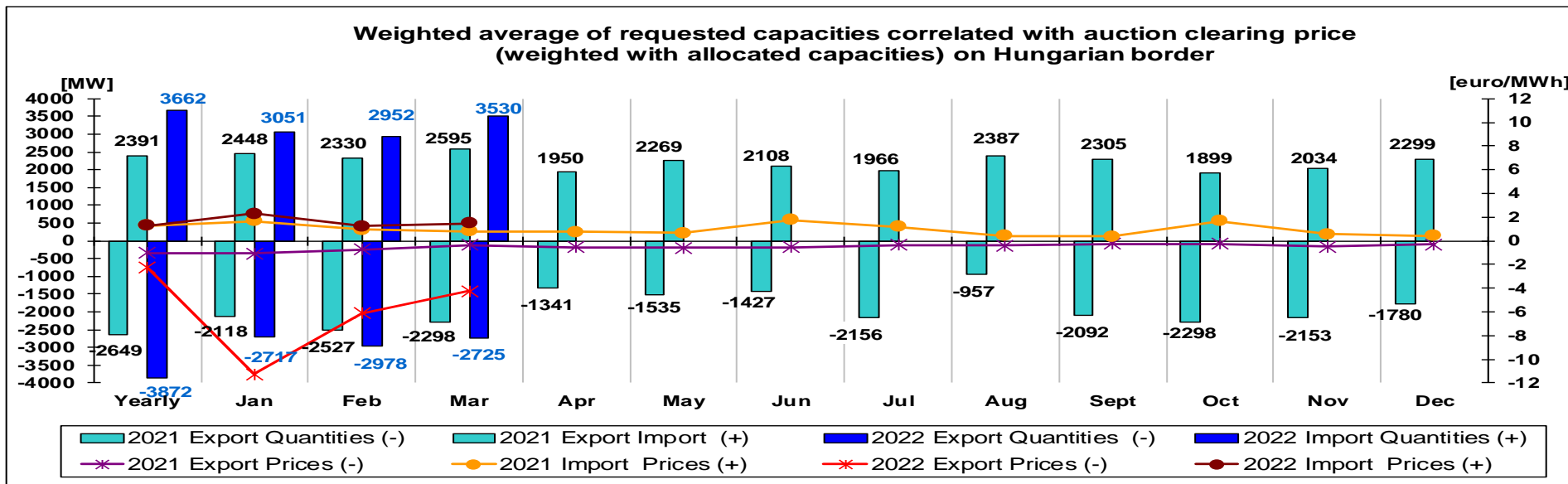
Final rights = monthly allocated capacity + yearly allocated capacity after returns and withdrawals.

Market for Allocation of Cross-Border Capacities



Transelectrica®

Societate Administrată în Sistem Dualist



Border	Yearly	Jan. 22	Feb.22	Mar.22	Apr.22	May 22	Jun. 22	Jul. 22	Aug. 22	Sept. 22	Oct. 22	Nov.22	Dec. 22
Hungary export	2.27	11.27	6.11	4.26									
Hungary import	1.28	2.29	1.23	1.50									

Border	Yearly	Jan. 21	Feb.21	Mar.21	Apr.21	May 21	Jun. 21	Jul. 21	Aug. 21	Sept. 21	Oct. 21	Nov.21	Dec. 21
Hungary export	1.03	1.05	0.72	0.33	0.54	0.58	0.53	0.33	0.40	0.25	0.25	0.49	0.29
Hungary import	1.28	1.67	0.96	0.78	0.77	0.64	1.77	1.18	0.43	0.38	1.67	0.55	0.44

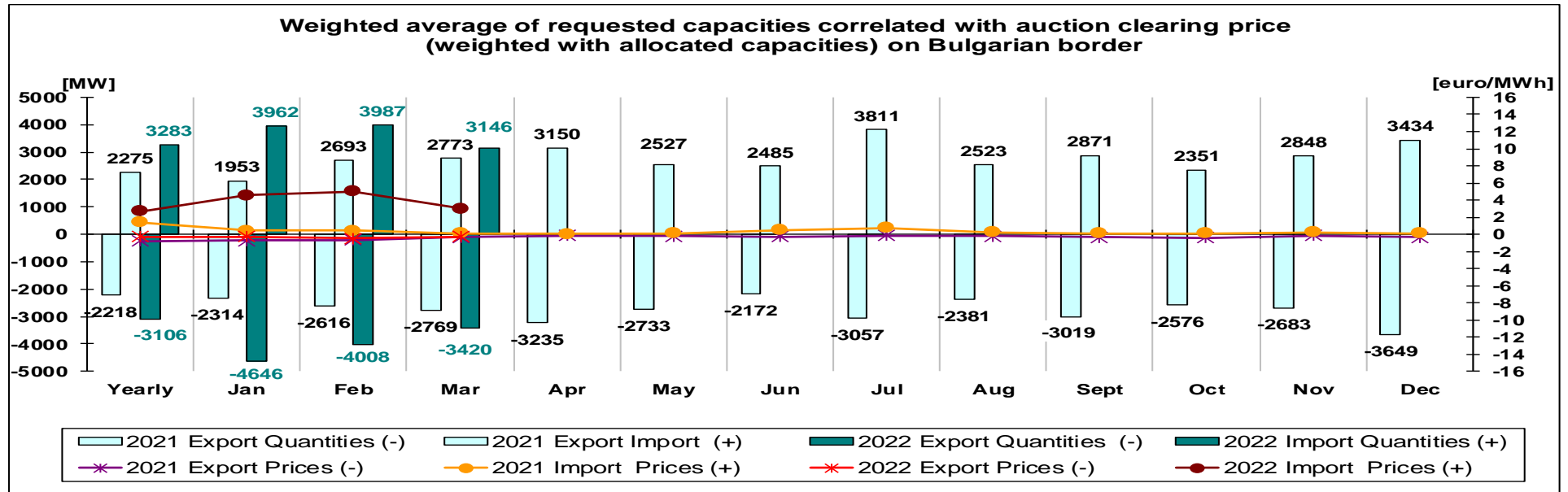
- Compared with previous year, in March 2022 there was a significant increase in the auction price on export direction, while offered capacity was lower and requested capacity was higher. On import direction, monthly auction price increased compared with similar period of previous year, while offered capacity and requested capacity were higher.

Market for Allocation of Cross-Border Capacities



Transelectrica®

Societate Administrată în Sistem Dualist



Border	Yearly	Jan. 22	Feb.22	Mar.22	Apr.22	May 22	Jun. 22	Jul. 22	Aug. 22	Sept. 22	Oct. 22	Nov.22	Dec. 22
Bulgaria export	0.30	0.29	0.49	0.28									
Bulgaria import	2.71	4.56	5.00	3.02									

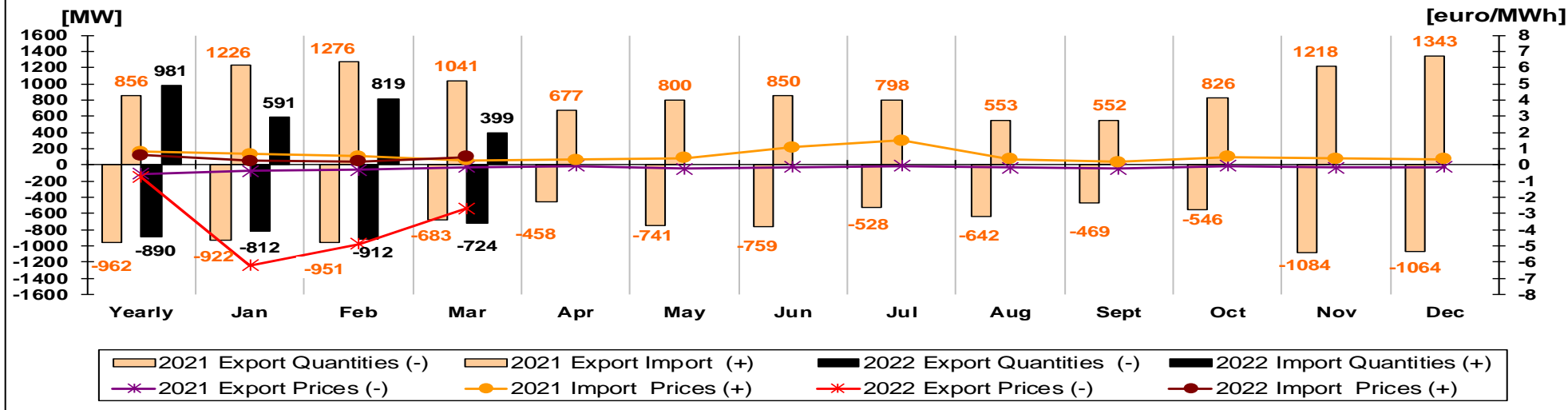
Border	Yearly	Jan. 21	Feb.21	Mar.21	Apr.21	May 21	Jun. 21	Jul. 21	Aug. 21	Sept. 21	Oct. 21	Nov.21	Dec. 21
Bulgaria export	0.77	0.71	0.68	0.35	0.18	0.19	0.25	0.14	0.20	0.33	0.38	0.18	0.32
Bulgaria import	1.43	0.41	0.40	0.09	0.07	0.09	0.51	0.73	0.24	0.14	0.12	0.21	0.14

- Compared with previous year, in March 2022 the auction price slightly increased on export direction, while offered capacity and requested capacity were higher. On import direction, monthly auction price significantly increased compared with similar period of previous year, while offered capacity was lower and requested capacity was higher.

Market for Allocation of Cross-Border Capacities



Weighted average of requested capacities correlated with auction clearing price (weighted with allocated capacities) on Serbian border



Border	Yearly	Jan. 22	Feb.22	Mar.22	Apr.22	May 22	Jun. 22	Jul. 22	Aug. 22	Sept. 22	Oct. 22	Nov.22	Dec. 22
Serbia export	0.74	6.20	4.87	2.67									
Serbia import	0.60	0.25	0.21	0.48									

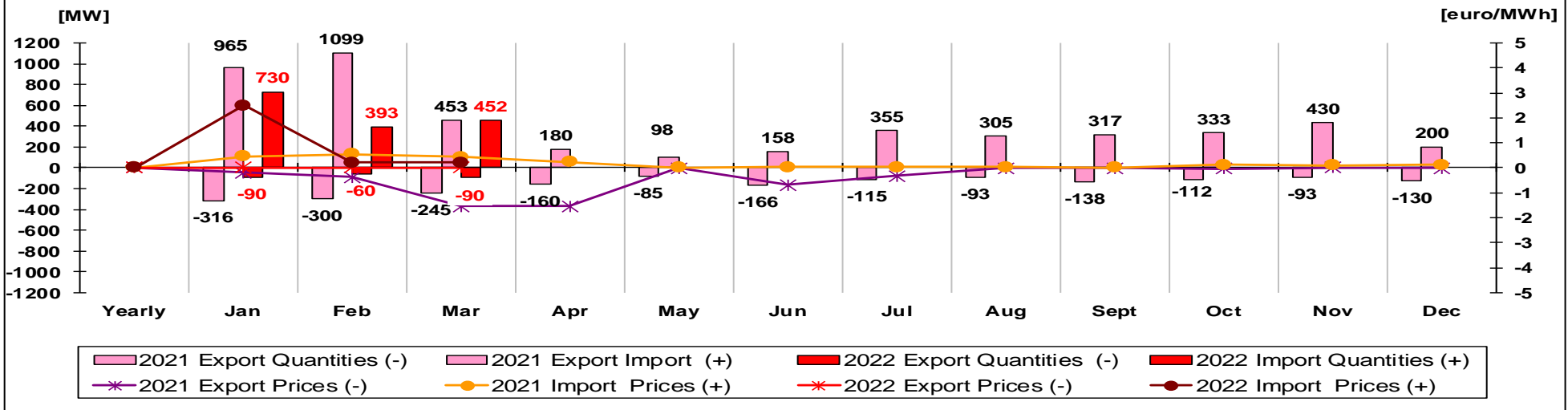
Border	Yearly	Jan. 21	Feb.21	Mar.21	Apr.21	May 21	Jun. 21	Jul. 21	Aug. 21	Sept. 21	Oct. 21	Nov.21	Dec. 21
Serbia export	0.56	0.36	0.32	0.13	0.07	0.24	0.12	0.05	0.16	0.22	0.07	0.16	0.13
Serbia import	0.82	0.66	0.52	0.29	0.32	0.43	1.08	1.50	0.35	0.17	0.51	0.41	0.37

- Compared with previous year, in March 2022 the auction price significantly increased on export direction, while offered capacity was lower and requested capacity was higher. On import direction monthly auction price increased, while offered capacity and requested capacity were lower.

Market for Allocation of Cross-Border Capacities



Weighted average of requested capacities correlated with auction clearing price (weighted with allocated capacities) on Ukrainian border



Border	Yearly	Jan. 22	Feb.22	Mar.22	Apr.22	May 22	Jun. 22	Jul. 22	Aug. 22	Sept. 22	Oct. 22	Nov.22	Dec. 22
Ukraine export	-	0.00	0.00	0.00									
Ukraine import	-	2.50	0.20	0.22									

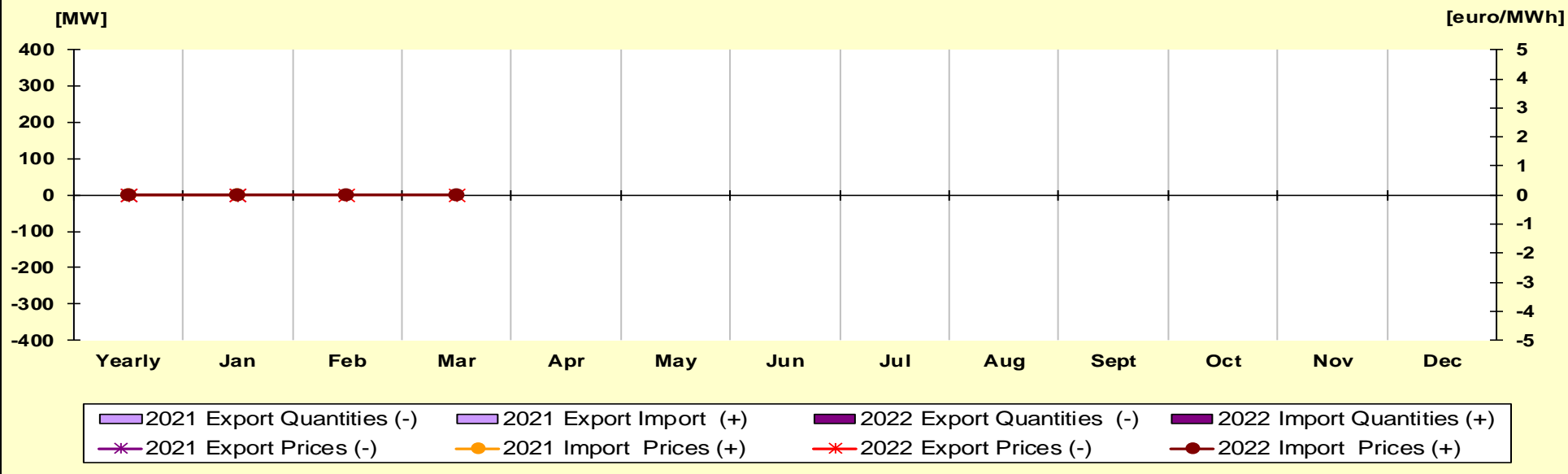
Border	Yearly	Jan. 21	Feb.21	Mar.21	Apr.21	May 21	Jun. 21	Jul. 21	Aug. 21	Sept. 21	Oct. 21	Nov.21	Dec. 21
Ukraine export	-	0.20	0.37	1.55	1.55	0.02	0.69	0.32	0.01	0.02	0.04	0.00	0.02
Ukraine import	-	0.45	0.55	0.44	0.23	0.02	0.03	0.02	0.02	0.02	0.12	0.09	0.11

- Compared with previous year, in March 2022 the auction price decreased on import direction, while offered capacity was higher and requested capacity was lower. On export direction monthly auction price was zero.

Market for Allocation of Cross-Border Capacities



Weighted average of requested capacities correlated with auction clearing price
(weighted with allocated capacities) on Moldavian border



Border	Yearly	Jan. 22	Feb.22	Mar.22	Apr.22	May 22	Jun. 22	Jul. 22	Aug. 22	Sept. 22	Oct. 22	Nov.22	Dec. 22
Moldavia export	-	-	-	-									
Moldavia import	-	-	-	-									

Border	Yearly	Jan. 21	Feb.21	Mar.21	Apr.21	May 21	Jun. 21	Jul. 21	Aug. 21	Sept. 21	Oct. 21	Nov.21	Dec. 21
Moldavia export	-	-	-	-	-	-	-	-	-	-	-	-	-
Moldavia import	-	-	-	-	-	-	-	-	-	-	-	-	-

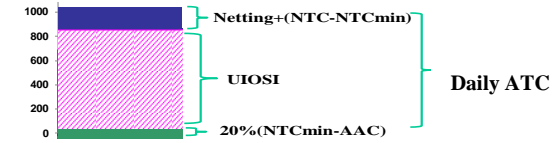


Transelectrica®
Societate Administrată în Sistem Dualist

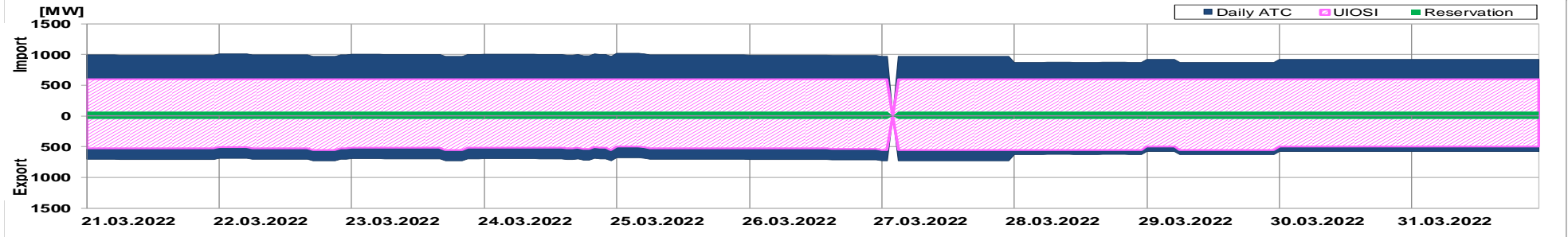
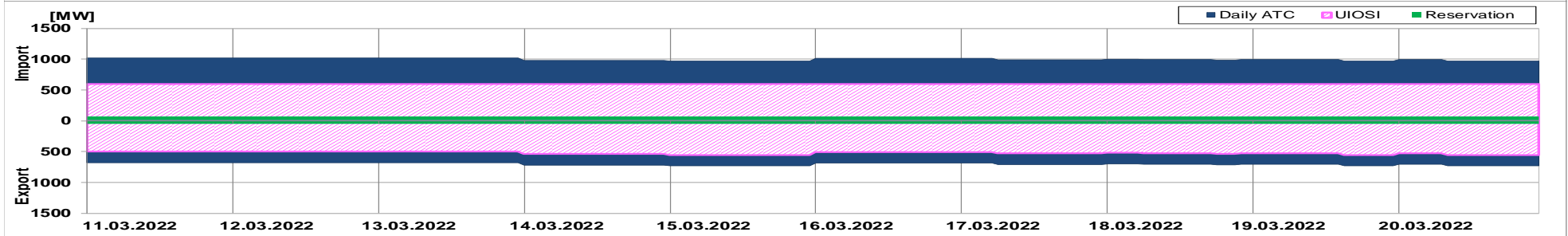
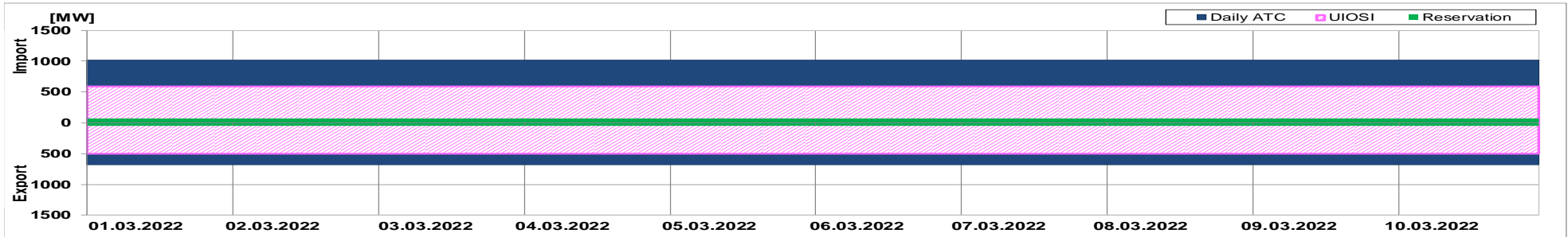
Market for Allocation of Cross-Border Capacities

Daily Implicit Auctions on Romanian – Hungarian border

Reserved Capacity [MW] average value		Unused Capacity [MW] average value	
RO-HU	HU-RO	RO-HU	HU-RO
50	70	516	598



Hungary March 2022



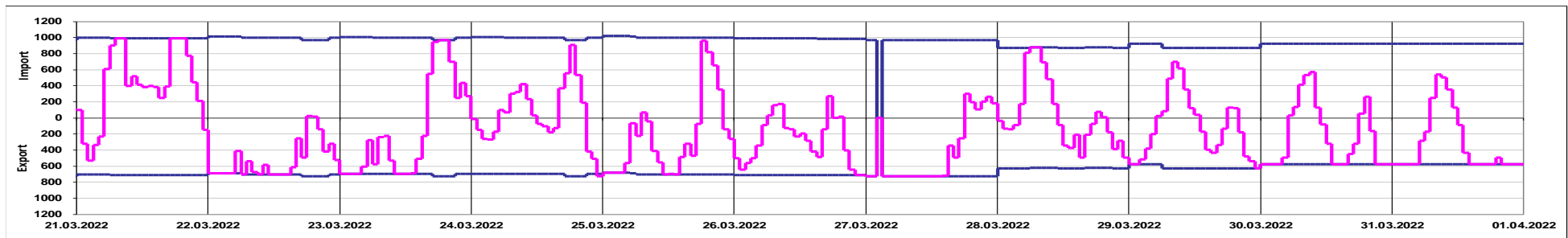
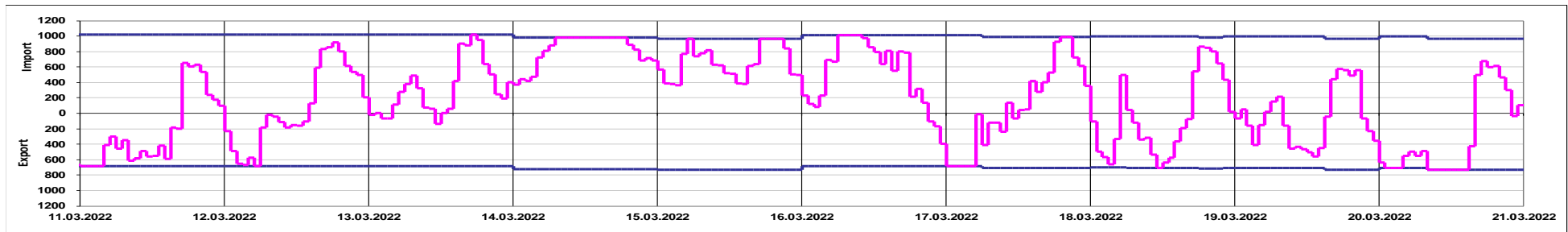
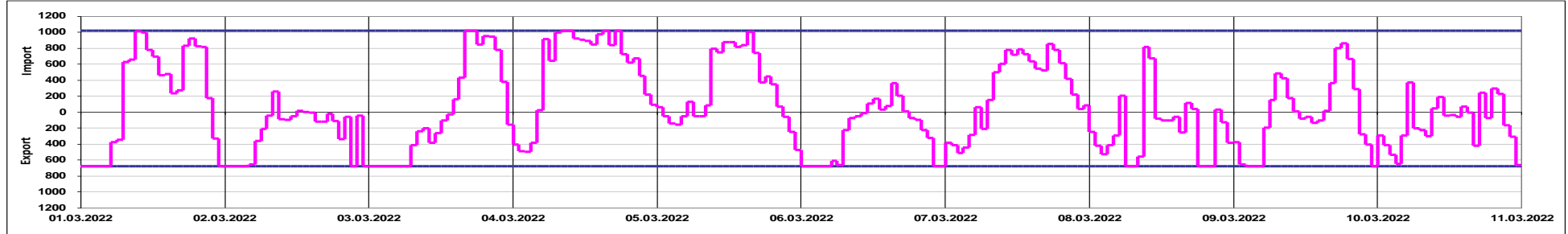
Market for Allocation of Cross-Border Capacities

Daily Implicit Auctions on Romanian – Hungarian border



Transelectrica®
Societate Administrată în Sistem Dualist

Hungary March 2022



Offered Capacity on Daily Auction [MW]

Net Position Border RO – HU [MW]

Public

Market for Allocation of Cross-Border Capacities

Daily Implicit Auctions on Romanian – Hungarian border



DAM Prices RO [Euro/MWh]

Day	1	2	3	4	5	6	7	8	9	10	11	12	13	14	15	16	17	18	19	20	21	22	23	24	Max
1	6.06	6.06	6.06	8.00	101.05	204.81	268.04	289.87	287.63	237.69	200.01	222.33	220.00	221.50	235.02	261.24	283.20	315.87	362.75	354.11	315.87	286.00	266.94	222.75	362.75
2	209.56	199.70	199.70	195.10	233.62	250.00	291.55	329.07	337.09	298.10	268.30	257.95	246.25	234.99	236.29	249.66	272.58	316.56	384.83	385.00	321.09	287.06	265.78	236.42	385.00
3	121.04	85.91	69.97	89.94	138.41	278.93	355.64	405.00	400.00	359.96	294.76	276.94	266.04	269.92	293.02	319.58	340.00	398.53	410.00	405.05	390.00	350.00	333.88	319.90	410.00
4	351.07	346.60	329.40	304.05	315.00	349.07	398.60	410.00	432.01	427.97	365.86	350.13	360.00	359.97	359.90	381.60	425.47	432.01	493.11	467.94	432.01	395.23	376.22	363.40	493.11
5	366.34	360.00	350.00	330.00	338.85	347.04	369.00	378.10	370.53	332.72	308.83	298.81	293.08	310.02	302.50	301.36	339.99	385.63	405.78	409.30	400.00	377.25	369.63	362.40	409.30
6	363.70	340.96	260.43	242.86	256.65	342.09	350.06	340.44	336.52	210.01	259.02	268.05	279.00	249.18	246.29	281.41	308.10	385.16	435.08	454.28	436.35	412.02	412.02	379.26	454.28
7	377.56	369.83	368.94	359.21	361.71	397.23	465.77	512.36	515.01	483.00	424.75	430.00	413.74	414.62	435.79	440.94	505.14	450.39	519.80	522.91	475.00	439.52	417.98	370.07	522.91
8	455.10	449.50	449.50	424.88	436.06	456.05	606.17	654.87	650.00	541.51	525.35	541.92	545.55	541.51	541.51	570.00	580.00	603.08	662.34	663.96	626.38	549.99	492.05	399.73	663.96
9	430.07	408.91	211.24	210.81	236.75	440.00	523.76	579.45	554.76	529.91	501.63	468.29	399.92	420.03	417.29	415.02	425.09	529.43	606.39	605.00	529.58	448.75	449.06	211.24	606.39
10	354.97	320.00	321.59	310.09	310.07	335.01	414.66	436.06	421.17	324.00	240.33	199.82	171.70	150.01	162.66	309.64	391.93	418.35	545.54	479.30	429.91	310.10	257.03	175.32	545.54
11	138.41	121.03	86.55	121.03	123.66	254.22	367.06	369.95	351.22	306.45	260.27	256.96	272.58	267.68	327.70	336.76	339.90	383.47	475.00	480.00	430.00	359.91	341.95	294.80	480.00
12	235.03	180.07	193.38	180.53	193.38	200.86	181.16	205.90	235.05	294.00	274.01	264.62	258.55	249.13	249.18	243.09	261.53	310.11	435.54	438.30	398.00	293.32	262.89	244.21	438.30
13	251.54	216.31	220.03	215.06	220.02	233.76	233.76	220.06	220.07	230.00	226.85	254.06	230.06	220.04	230.09	260.09	284.76	334.79	397.55	385.94	383.92	358.55	357.37	302.78	397.55
14	295.79	265.48	230.06	211.70	230.03	300.03	332.21	368.95	383.04	335.49	308.69	296.69	293.80	292.60	292.60	300.00	359.68	540.93	555.68	545.58	402.84	322.70	300.73	283.81	555.68
15	248.92	245.03	241.79	240.07	242.69	273.18	318.93	340.29	349.98	329.45	318.46	296.17	287.63	297.71	303.63	300.76	317.53	360.97	568.21	443.89	386.77	333.93	316.67	264.63	568.21
16	253.41	251.40	247.50	240.01	238.50	275.81	317.13	359.60	414.63	404.32	276.60	261.24	272.55	270.68	253.39	267.24	279.00	294.92	319.23	354.00	290.00	280.38	274.99	200.05	414.63
17	145.93	138.41	130.06	138.41	145.94	239.03	260.99	284.91	290.00	271.65	245.79	247.98	255.95	250.40	248.92	253.64	257.36	276.22	313.20	347.21	295.92	259.29	248.00	237.20	347.21
18	203.03	206.97	201.38	206.50	209.90	217.06	262.97	291.51	287.81	249.90	228.58	145.97	205.01	201.14	200.31	222.47	239.83	245.54	275.32	293.45	259.38	224.67	228.50	203.06	293.45
19	249.30	215.00	197.24	189.94	185.06	190.80	240.79	240.79	203.67	204.05	201.72	206.09	206.04	204.07	204.05	204.05	229.25	277.75	464.60	464.60	317.35	270.07	207.12	138.41	464.60
20	107.80	75.98	97.92	101.25	109.12	109.18	107.42	72.24	5.09	9.27	9.20	5.00	5.02	5.04	5.08	75.62	129.17	233.08	298.88	319.63	297.66	269.71	247.60	199.04	319.63
21	151.8	150.9	148.5	143.8	153.1	209.4	264.0	290.0	275.5	240.0	198.3	192.6	191.1	190.0	194.1	220.1	237.9	297.0	349.7	354.5	304.3	258.5	240.3	209.7	354.52
22	146.0	138.4	130.1	138.4	138.4	220.9	273.7	287.3	281.1	235.4	199.9	145.9	145.9	143.2	146.6	199.9	230.0	270.0	301.0	351.0	290.8	256.0	242.3	223.8	351.00
23	194.5	146.0	145.9	145.9	204.1	226.2	275.5	299.3	280.7	217.1	161.7	143.2	170.0	181.9	195.9	202.4	218.0	266.1	444.7	435.6	311.0	270.0	245.5	220.1	444.68
24	214.7	212.5	211.6	211.8	212.9	223.3	283.0	305.1	267.7	228.1	203.9	201.3	186.0	188.7	192.7	210.0	232.6	267.0	327.5	371.1	295.4	256.9	240.0	138.4	371.11
25	138.4	130.1	138.4	138.4	226.0	254.9	315.0	333.9	285.1	248.4	185.6	145.9	172.6	146.0	178.6	210.0	251.1	276.3	300.8	339.9	287.0	258.5	266.1	226.2	339.90
26	244.6	230.1	203.1	197.8	207.6	216.2	207.7	196.1	171.0	171.1	197.1	141.2	115.9	96.9	138.4	195.1	203.1	232.4	262.5	292.2	270.1	245.0	138.4	138.4	292.24
27	130.1	130.0		97.4	97.9	130.1	138.4	138.4	130.1	7.6	1.3	1.3	1.5	2.2	78.0	92.6	141.6	194.8	220.0	305.0	305.1	268.3	254.0	230.9	305.08
28	200.12	195.02	191.79	195.06	195.01	210.09	274.95	325.98	323.06	283.93	237.80	213.11	188.87	163.51	130.99	161.50	179.52	199.10	260.31	304.62	280.07	256.52	235.22	225.45	325.98
29	146.59	191.50	209.62	210.00	210.38	225.27	270.27	302.12	319.09	299.90	283.00	275.94	244.95	237.04	223.52	227.10	230.02	246.53	280.04	302.49	298.30	260.82	243.85	150.18	319.09
30	138.41	134.05	134.05	138.41	232.33	242.00	283.00	315.00	346.91	328.11	302.07	312.56	295.99	138.41	134.05	138.41	256.34	269.81	294.70	309.97	285.73	138.41	138.41	134.02	346.91
31	53.44	53.16	53.15	53.44	134.02	200.69	270.00	309.47	347.29	309.30	268.92	239.14	226.35	217.41	134.04	134.01	81.86	81.85	134.04	229.49	121.27	79.78	10.53	3.26	347.29

Average 274.41 EUR/MWh

RO-HU March 2022



Transelectrica[®]
Societate Administrată în Sistem Dualist

Market for Allocation of Cross-Border Capacities

Daily Implicit Auctions on Romanian – Hungarian border

Congestion Prices [Euro/MWh]

Day	1	2	3	4	5	6	7	8	9	10	11	12	13	14	15	16	17	18	19	20	21	22	23	24	Max	
1	186.60	168.58	169.43	172.00	84.78	-	-	-	-	-	-	-	-	-	-	-	-	-	-	-	-	-	-	-	26.21	186.60
2	41.48	48.73	42.36	38.04	-	-	-	-	-	-	-	-	-	-	-	-	-	-	-	-	-	-	-	-	13.34	48.73
3	210.12	236.62	246.03	217.07	168.89	53.34	15.77	-	-	-	-	-	-	-	-	-	3.47	-	-	-	-	-	-	-	-	246.03
4	-	-	-	-	-	-	-	-	21.96	42.81	-	-	-	-	-	26.68	-	35.38	-	-	-	-	-	-	-	42.81
5	-	-	-	-	-	-	-	-	-	-	-	-	-	-	-	-	-	-	-	-	-	-	-	-	-	0.00
6	26.91	12.04	84.73	91.35	82.79	-	-	-	-	-	-	-	-	-	-	-	-	-	-	-	-	-	-	-	32.39	91.35
7	-	-	-	-	-	-	-	-	-	-	-	-	-	-	-	-	-	-	-	-	-	-	-	-	-	0.00
8	-	-	-	-	-	-	16.13	35.13	-	-	-	-	-	-	-	-	-	-	12.59	36.04	6.58	-	-	-	-	36.04
9	-	-	207.14	209.22	183.28	-	-	-	-	-	-	-	-	-	-	-	-	-	-	-	-	-	-	-	207.21	209.22
10	-	-	-	-	-	-	-	-	-	-	-	-	-	-	-	-	-	-	-	-	-	-	-	-	-	0.00
11	231.07	35.57	40.73	2.04	-	-	-	-	-	-	-	-	-	-	-	-	-	-	-	-	-	-	-	-	-	231.07
12	-	-	-	-	-	9.12	-	-	-	-	-	-	-	-	-	-	-	-	-	-	-	-	-	-	-	9.12
13	-	-	-	-	-	-	-	-	-	-	-	-	-	-	-	-	-	34.79	-	-	-	-	-	-	-	34.79
14	-	-	-	-	-	-	32.29	34.71	27.98	33.68	32.96	43.83	57.53	46.00	-	44.99	194.43	160.67	-	-	-	-	-	-	-	194.43
15	-	-	-	-	-	10.78	-	-	-	-	-	-	-	-	-	-	-	28.61	193.21	38.87	51.53	-	-	-	-	193.21
16	-	-	-	-	-	-	20.17	41.90	100.63	108.38	-	-	-	-	-	-	-	-	-	-	-	-	-	-	-	108.38
17	33.76	61.59	65.00	12.64	11.49	-	-	-	-	-	-	-	-	-	-	-	-	-	-	-	-	-	-	-	-	65.00
18	-	-	-	-	-	-	-	-	-	-	-	58.90	-	-	-	-	-	-	-	-	-	-	-	-	-	58.90
19	-	-	-	-	-	-	-	-	-	-	-	-	-	-	-	-	-	-	-	-	-	-	-	-	-	0.00
20	-	34.24	13.22	2.69	-	-	-	-	55.93	3.73	3.93	44.38	42.76	6.75	6.69	-	-	-	-	-	-	-	-	-	-	0.00
21	-	-	-	-	-	-	2.04	3.55	-	-	-	-	-	-	-	-	-	23.32	40.09	17.54	-	-	-	-	-	40.09
22	77.05	76.59	76.94	67.95	64.59	-	-	-	-	4.73	-	46.26	37.73	42.05	47.34	-	-	-	-	-	-	-	-	-	-	77.05
23	21.77	54.10	54.69	52.14	-	-	-	-	-	-	38.00	48.38	11.07	-	-	-	-	132.40	61.44	-	-	-	-	-	-	132.40
24	21.77	54.10	54.69	52.14	-	-	-	-	-	-	38.00	48.38	11.07	-	-	-	-	132.40	61.44	-	-	-	-	-	-	132.40
25	124.07	114.25	95.88	91.74	-	-	-	-	-	-	-	39.94	-	23.78	-	-	-	-	-	-	-	-	-	-	-	124.07
26	-	-	-	-	-	-	-	-	-	-	-	-	-	-	-	-	-	-	-	-	-	-	-	-	-	-
27	104.94	91.89	-	116.59	114.14	81.04	71.90	75.62	84.02	206.43	203.76	193.14	160.00	87.71	-	-	-	-	-	-	-	-	-	-	-	206.43
28	-	-	-	-	-	-	-	6.81	-	-	-	-	-	-	-	-	-	-	-	-	-	-	-	-	-	6.81
29	66.22	20.24	-	-	-	-	-	-	-	-	-	-	-	-	-	-	-	-	-	-	-	-	-	-	-	79.24
30	94.66	94.81	95.56	90.67	-	-	-	-	-	-	-	-	-	134.48	144.25	128.11	-	-	-	-	-	-	114.95	102.11	63.90	144.25
31	147.22	151.13	141.87	128.49	52.28	-	-	-	-	-	-	-	-	-	79.32	51.61	103.10	106.16	65.97	-	110.76	84.57	140.11	116.82	151.13	

Average 78.89 EUR/MWh

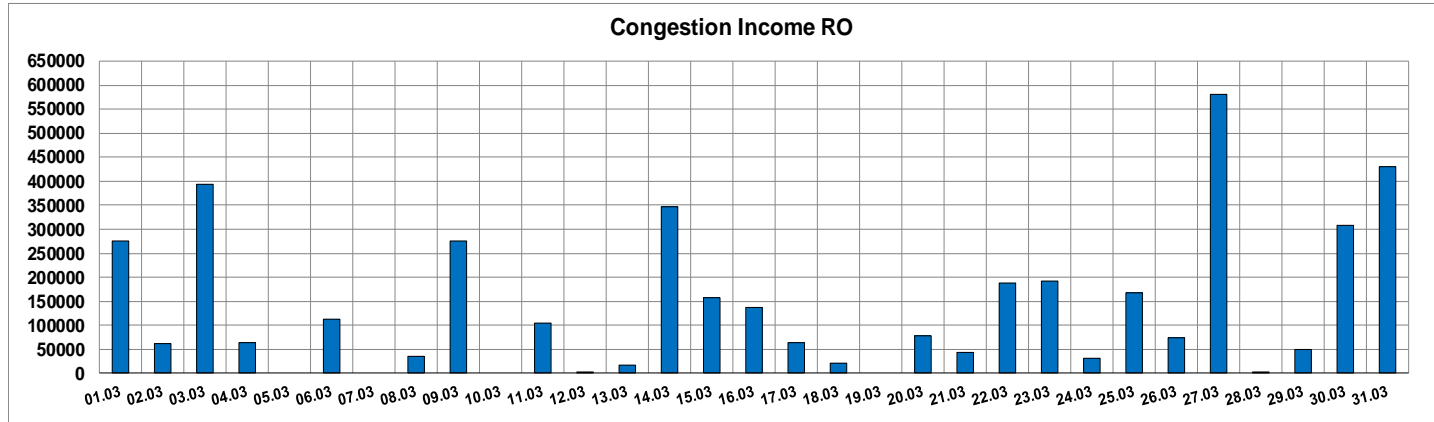
RO-HU March 2022



Transelectrica®
Societate Administrată în Sistem Dualist

Market for Allocation of Cross-Border Capacities

Daily Implicit Auctions on Romanian – Hungarian border



Day	Congestion Income border RO-HU [Euro]	Congestion Income RO [Euro]
01.03	549976	274988
02.03	125270	62635
03.03	785215	392607
04.03	129240	64620
05.03	0	0
06.03	224873	112437
07.03	0	0
08.03	72506	36253
09.03	549465	274732
10.03	0	0
11.03	210708	105354
12.03	6211	3105
13.03	35451	17726
14.03	694180	347090
15.03	312987	156494
16.03	274875	137438
17.03	126553	63277
18.03	41583	20792
19.03	0	0
20.03	155414	77707
21.03	85588	42794
22.03	376662	188331
23.03	383303	191651
24.03	61126	30563
25.03	335051	167526
26.03	147403	73701
27.03	1163153	581576
28.03	5952	2976
29.03	100234	50117
30.03	617894	308947
31.03	859537	429769
Total	8430408	4215204

Daily Income [Euro]		Remuneration UIOSI [Euro]	
RO-HU	HU-RO	RO-HU	HU-RO
6700769	1729639	5150866	1051503
8430408		6202369	

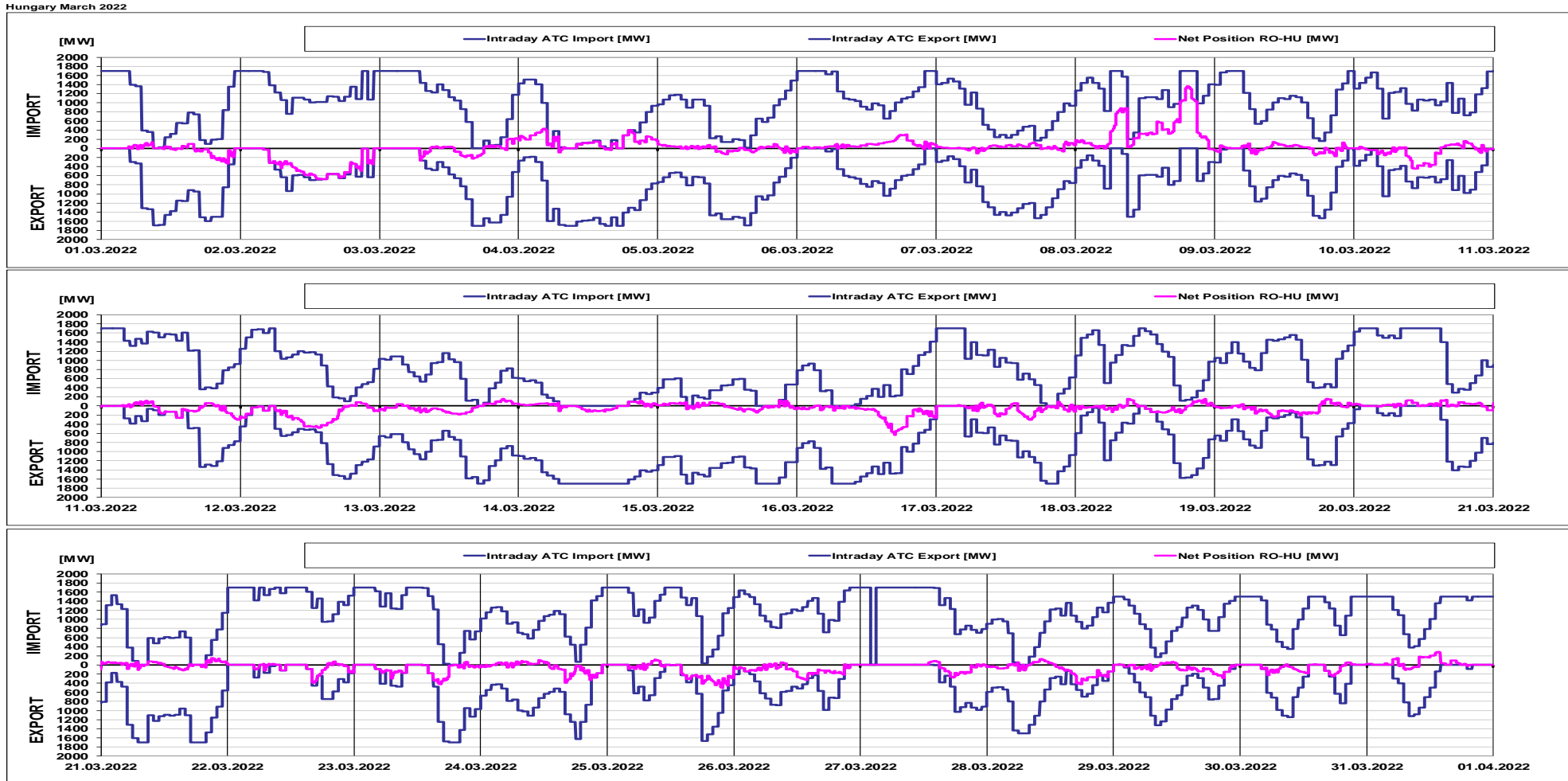
TSO Income (Z-R) [Euro]	RO TSO Income (Z-R) [Euro]
2228040	1114020



Transelectrica®
Societate Administrată în Sistem Dualist

Market for Allocation of Cross-Border Capacities

Intraday Implicit Auctions on Romanian – Hungarian border



Offered Capacity on Intraday Auction [MW]
Net Position border RO - HU [MW]

Public

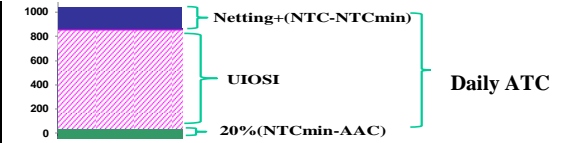


Transelectrica®
Societate Administrată în Sistem Dualist

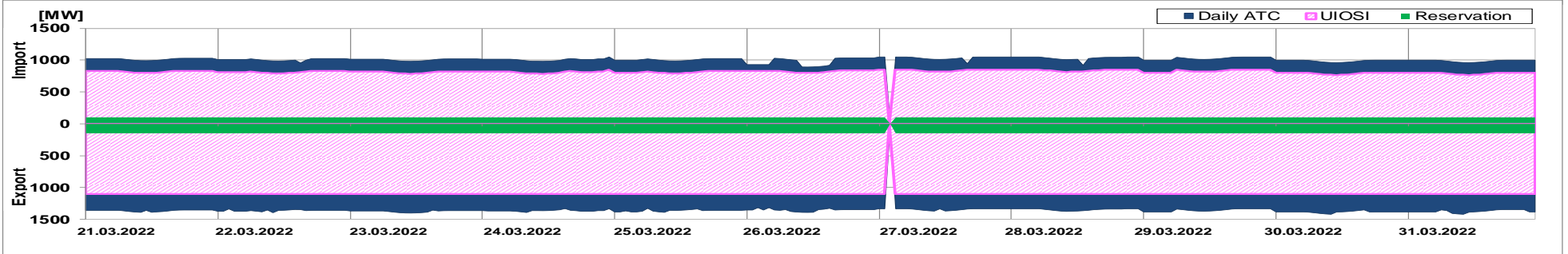
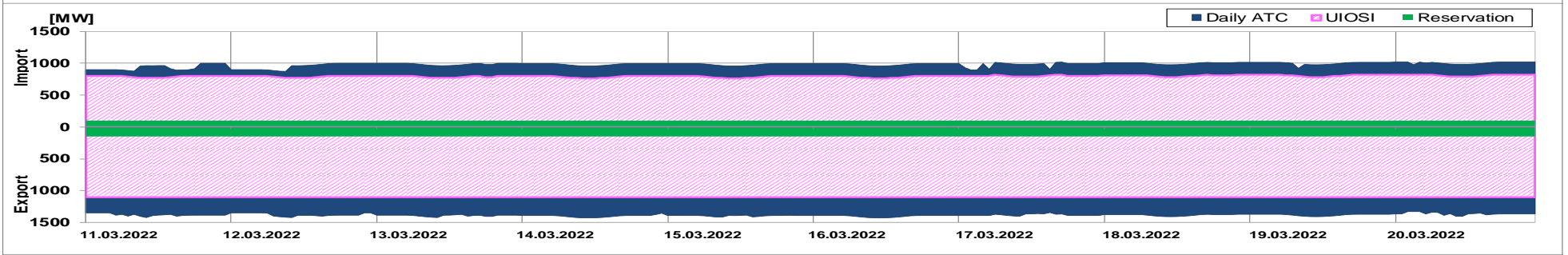
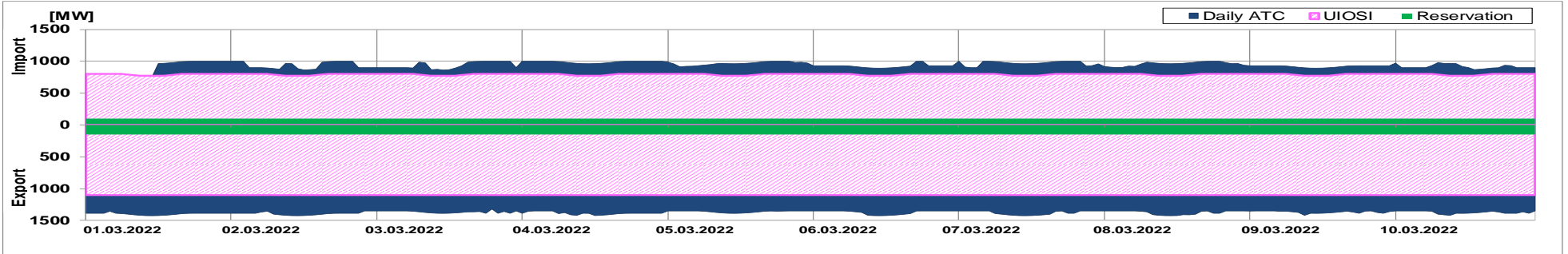
Market for Allocation of Cross-Border Capacities

Daily Implicit Auctions on Romanian – Bulgarian border

Reserved Capacity [MW] average value		Unused Capacity [MW] average value	
RO-BG	BG-RO	RO-BG	BG-RO
150	100	1099	798



Bulgaria March 2022

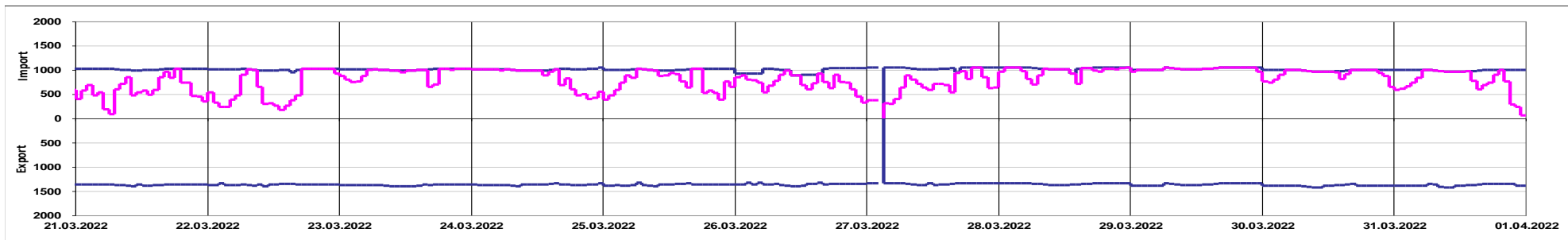
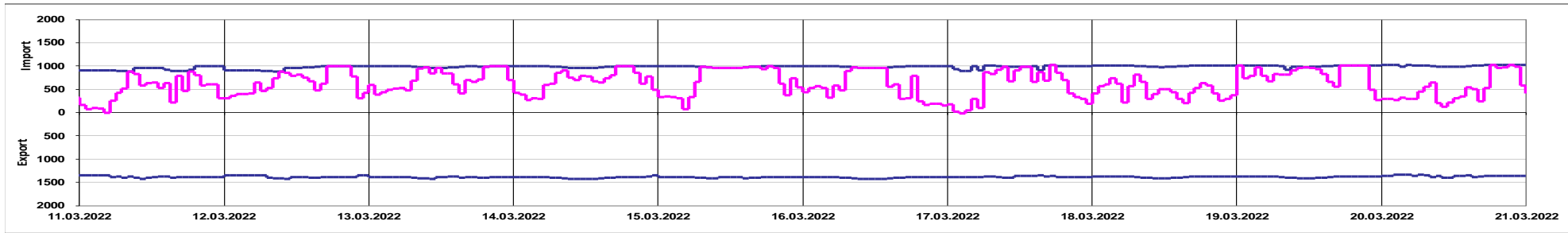
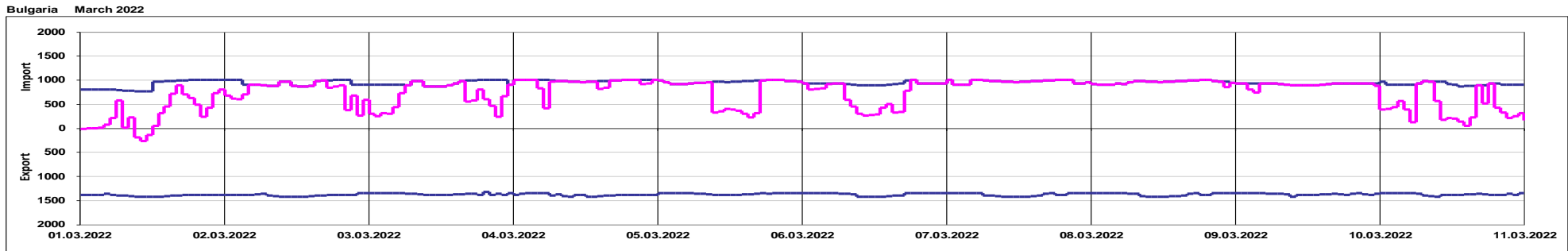




Transelectrica®
Societate Administrată în Sistem Dualist

Market for Allocation of Cross-Border Capacities

Daily Implicit Auctions on Romanian – Bulgarian border



Offered Capacity on Daily Auction [MW]

Net Position Border RO – BG [MW]

Public

Market for Allocation of Cross-Border Capacities

Daily Implicit Auctions on Romanian – Bulgarian border



DAM Prices RO [Euro/MWh]

Day	1	2	3	4	5	6	7	8	9	10	11	12	13	14	15	16	17	18	19	20	21	22	23	24	Max	
1	6.06	6.06	6.06	8.00	101.05	204.81	268.04	289.87	287.63	237.69	200.01	222.33	220.00	221.50	235.02	261.24	283.20	315.87	362.75	354.11	315.87	286.00	266.94	222.75	362.75	
2	209.56	199.70	199.70	195.10	233.62	250.00	291.55	329.07	337.09	298.10	268.30	257.95	246.25	234.99	236.29	249.66	272.58	316.56	384.83	385.00	321.09	287.06	265.78	236.42	385.00	
3	121.04	85.91	69.97	89.94	138.41	278.93	355.64	405.00	400.00	359.96	294.76	276.94	266.04	269.92	293.02	319.58	340.00	398.53	410.00	405.05	390.00	350.00	333.88	319.90	410.00	
4	351.07	346.60	329.40	304.05	315.00	349.07	398.60	410.00	432.01	427.97	365.86	350.13	360.00	359.97	359.90	381.60	425.47	432.01	493.11	467.94	432.01	395.23	376.22	363.40	493.11	
5	366.34	360.00	350.00	330.00	338.85	347.04	369.00	378.10	370.53	332.72	308.83	298.81	293.08	310.02	302.50	301.36	339.99	385.63	405.78	409.30	400.00	377.25	369.63	362.40	409.30	
6	363.70	340.96	260.43	242.86	256.65	342.09	350.06	340.44	336.52	210.01	259.02	268.05	279.00	249.18	246.29	281.41	308.10	385.16	435.08	454.28	436.35	412.02	412.02	379.26	454.28	
7	377.56	369.83	368.94	359.21	361.71	397.23	465.77	512.36	515.01	483.00	424.75	430.00	413.74	414.62	435.79	440.94	505.14	450.39	519.80	522.91	475.00	439.52	417.98	370.07	522.91	
8	455.10	449.50	449.50	424.88	436.06	456.05	606.17	654.87	650.00	541.51	525.35	541.92	545.55	541.51	541.51	570.00	580.00	603.08	662.34	663.96	626.38	549.99	492.05	399.73	663.96	
9	430.07	408.91	211.24	210.81	236.75	440.00	523.76	579.45	554.76	529.91	501.63	468.29	399.92	420.03	417.29	415.02	425.09	529.43	606.39	605.00	529.58	448.75	449.06	211.24	606.39	
10	354.97	320.00	321.59	310.09	310.07	335.01	414.66	436.06	421.17	324.00	240.33	199.82	171.70	150.01	162.66	309.64	391.93	418.35	545.54	479.30	429.91	310.10	257.03	175.32	545.54	
11	138.41	121.03	86.55	121.03	123.66	254.22	367.06	369.95	351.22	306.45	260.27	256.96	272.58	267.68	327.70	336.76	339.90	383.47	475.00	480.00	430.00	359.91	341.95	294.80	480.00	
12	235.03	180.07	193.38	180.53	193.38	200.86	181.16	205.90	235.05	294.00	274.01	264.62	258.55	249.13	249.18	243.09	261.53	310.11	435.54	438.30	398.00	293.32	262.89	244.21	438.30	
13	251.54	216.31	220.03	215.06	220.02	233.76	233.76	220.06	220.07	230.00	226.85	254.06	230.06	220.04	230.09	260.09	284.76	334.79	397.55	385.94	383.92	358.55	357.37	302.78	397.55	
14	295.79	265.48	230.06	211.70	230.03	300.03	332.21	368.95	383.04	335.49	308.69	296.69	293.80	292.60	292.60	300.00	359.68	540.93	555.68	545.58	402.84	322.70	300.73	283.81	555.68	
15	248.92	245.03	241.79	240.07	242.69	273.18	318.93	340.29	349.98	329.45	318.46	296.17	287.63	297.71	303.63	300.76	317.53	360.97	568.21	443.89	386.77	333.93	316.67	264.63	568.21	
16	253.41	251.40	247.50	240.01	238.50	275.81	317.13	359.60	414.63	404.32	276.60	261.24	272.55	270.68	253.39	267.24	279.00	294.92	319.23	354.00	290.00	280.38	274.99	200.05	414.63	
17	145.93	138.41	130.06	138.41	145.94	239.03	260.99	284.91	290.00	271.65	245.79	247.98	255.95	250.40	248.92	253.64	257.36	276.22	313.20	347.21	295.92	259.29	248.00	237.20	347.21	
18	203.03	206.97	201.38	206.50	209.90	217.06	262.97	291.51	287.81	249.90	228.58	145.97	205.01	201.14	200.31	222.47	239.83	245.54	275.32	293.45	259.38	224.67	228.50	203.06	293.45	
19	249.30	215.00	197.24	189.94	185.06	190.80	240.79	240.79	203.67	204.05	201.72	206.09	206.04	204.07	204.05	204.05	229.25	277.75	464.60	464.60	317.35	270.07	207.12	138.41	464.60	
20	107.80	75.98	97.92	101.25	109.12	109.18	107.42	72.24	5.09	9.27	9.20	5.00	5.02	5.04	5.08	75.62	129.17	233.08	298.88	319.63	297.66	269.71	247.60	199.04	319.63	
21	151.79	150.88	148.49	143.84	153.06	209.36	264.00	290.04	275.49	240.03	198.30	192.60	191.14	190.00	194.05	220.10	237.94	297.00	349.69	354.52	304.28	258.49	240.29	209.69	354.52	
22	145.95	138.41	130.06	138.41	138.41	220.92	273.70	287.34	281.10	235.42	199.90	145.94	145.93	143.16	146.58	199.86	230.01	269.97	301.03	351.00	290.84	256.00	242.25	223.76	351.00	
23	194.54	145.95	145.93	145.94	204.09	226.15	275.45	299.25	280.72	217.11	161.70	143.16	170.00	181.93	195.92	202.40	217.99	266.05	444.68	435.58	311.03	270.00	245.48	220.10	444.68	
24	214.72	212.45	211.56	211.80	212.93	223.32	282.97	305.07	267.73	228.13	203.90	201.30	185.97	188.67	192.70	210.03	232.58	266.99	327.51	371.11	295.40	256.86	240.04	138.41	371.11	
25	138.41	130.06	138.41	138.41	226.01	254.91	315.00	333.86	285.12	248.37	185.60	145.93	172.57	145.97	178.57	210.00	251.07	276.28	300.77	339.90	286.99	258.45	266.07	226.24	339.90	
26	244.61	230.05	203.10	197.83	207.58	216.18	207.71	196.06	171.03	171.06	197.10	141.24	115.87	96.91	138.41	195.09	203.06	232.42	262.50	292.24	270.07	244.98	138.41	138.41	292.24	
27	130.06	130.04		97.43	97.86	130.05	138.41	138.41	130.06	7.64	1.26	1.26	1.50	2.19	77.97	92.58	141.59	194.83	220.00	305.03	305.08	268.29	254.00	230.90	305.08	
28	200.12	195.02	191.79	195.06	195.01	210.09	274.95	325.98	323.06	283.93	237.80	213.11	188.87	163.51	130.99	161.50	179.52	199.10	260.31	304.62	280.07	256.52	235.22	225.45	325.98	
29	146.59	191.50	209.62	210.00	210.38	225.27	270.27	302.12	319.09	299.90	283.00	275.94	244.95	237.04	223.52	227.10	230.02	246.53	280.04	302.49	298.30	260.82	243.85	150.18	319.09	
30	138.41	134.05	134.05	138.41	232.33	242.00	283.00	315.00	346.91	328.11	302.07	312.56	295.99	138.41	138.41	138.41	256.34	269.81	294.70	309.97	285.73	138.41	138.41	134.02	346.91	
31	53.44	53.16	53.15	53.44	134.02	200.69	270.00	309.47	347.29	309.30	268.92	239.14	226.35	217.41	134.04	134.01	81.86	81.85	134.04	229.49	121.27	79.78	10.53	3.26	347.29	
Average	274.41 EUR/MWh																								RO-BG	March 2022



Transelectrica[®]
Societate Administrată în Sistem Dualist

Market for Allocation of Cross-Border Capacities

Daily Implicit Auctions on Romanian – Bulgarian border

Congestion Prices [Euro/MWh]

Day	1	2	3	4	5	6	7	8	9	10	11	12	13	14	15	16	17	18	19	20	21	22	23	24	Max	
1	-	-	-	-	-	-	-	-	-	-	-	-	-	-	-	-	-	-	-	-	-	-	-	-	-	0.00
2	-	-	-	-	28.94	13.58	14.10	19.53	49.46	49.72	45.30	51.70	40.00	32.95	23.33	13.24	7.58	-	-	-	-	-	-	-	-	51.70
3	-	-	-	-	-	-	33.06	47.10	131.94	149.52	93.70	76.94	66.04	69.92	66.72	4.08	-	-	-	-	-	-	-	-	21.87	149.52
4	17.77	46.25	48.19	14.05	-	-	-	-	22.01	22.90	7.95	65.08	68.57	59.62	-	-	30.32	26.01	46.59	25.44	26.79	-	-	-	5.83	68.57
5	9.59	22.35	29.67	16.87	24.00	19.95	48.75	20.20	12.16	-	-	-	-	-	-	-	-	5.63	-	0.45	7.59	12.41	15.40	21.68	48.75	
6	1.48	-	-	-	-	14.06	12.60	-	-	-	-	-	-	-	-	-	-	-	1.02	2.98	14.47	12.87	15.47	3.76	15.47	
7	50.20	123.81	158.38	148.65	105.00	5.10	151.87	215.61	165.04	133.06	74.81	97.66	77.98	264.39	240.74	220.47	229.20	125.37	79.80	62.73	33.93	76.29	70.26	106.93	264.39	
8	218.76	238.84	239.41	214.79	199.72	56.05	207.40	210.05	138.71	61.97	29.36	87.29	100.73	141.43	45.55	75.20	45.00	53.56	62.29	63.89	70.44	54.00	-	49.72	239.41	
9	117.32	89.09	-	-	-	70.00	184.07	135.93	155.76	178.76	236.63	228.21	159.84	179.95	152.29	94.05	26.28	94.83	76.39	79.36	130.81	103.56	108.09	-	236.63	
10	-	-	-	-	-	-	3.66	1.46	30.81	-	-	-	-	-	-	-	13.48	-	75.04	-	-	-	-	-	75.04	
11	-	-	-	-	-	-	-	-	12.60	-	-	-	-	-	-	-	-	-	-	-	-	-	-	-	-	12.60
12	-	-	-	-	-	-	-	-	-	37.93	-	-	-	-	-	-	-	-	-	-	-	-	-	-	-	76.31
13	-	-	-	-	-	-	-	-	-	19.56	-	20.30	-	-	-	-	-	-	3.29	51.14	69.97	76.31	-	-	-	31.52
14	-	-	-	-	-	-	-	-	-	-	-	-	-	-	-	-	-	138.98	111.47	110.16	-	-	-	-	-	138.98
15	-	-	-	-	-	-	-	0.72	36.52	47.80	53.99	41.44	41.32	52.12	32.08	20.76	11.44	-	132.47	-	-	-	-	-	-	132.47
16	-	-	-	-	-	-	-	-	31.16	130.36	23.21	12.15	23.46	21.59	-	-	-	-	-	-	-	-	-	-	-	130.36
17	-	-	-	-	-	-	-	-	-	12.36	-	-	7.03	1.48	-	-	-	-	-	-	-	-	-	-	-	12.36
18	-	-	-	-	-	-	-	-	-	-	-	-	-	-	-	-	-	-	-	-	-	-	-	-	-	0.00
19	11.50	-	-	-	-	-	-	-	-	-	-	1.57	-	-	-	-	-	29.69	148.63	142.78	27.99	6.05	-	-	-	148.63
20	-	-	-	-	-	-	-	-	-	-	-	-	-	-	-	-	-	-	6.81	-	-	3.10	-	-	-	6.81
21	-	-	-	-	-	-	-	-	-	-	-	-	-	-	-	-	-	-	-	-	-	-	-	-	-	0.00
22	-	-	-	-	-	-	-	2.34	19.10	-	-	-	-	-	-	-	-	24.97	-	-	-	-	0.39	2.89	-	24.97
23	-	-	-	-	-	-	15.70	36.24	41.61	7.11	15.75	-	24.08	36.00	49.95	0.88	-	-	132.40	70.27	-	-	-	-	-	132.40
24	39.42	34.19	61.36	30.43	14.63	-	23.03	13.02	33.12	25.16	8.90	12.63	9.30	-	-	1.24	-	-	-	-	-	-	-	-	-	61.36
25	-	-	-	-	-	-	38.56	124.03	75.78	48.37	-	-	-	-	-	-	20.11	28.56	-	-	-	-	-	-	-	124.03
26	-	-	-	-	-	-	-	-	-	-	58.69	2.83	-	-	-	-	49.13	-	-	-	-	-	-	-	-	58.69
27	-	-	-	-	-	-	-	-	-	-	-	-	-	-	-	-	-	-	-	-	42.05	20.08	-	-	-	42.05
28	-	49.05	45.83	49.10	-	-	-	-	11.12	11.30	91.87	69.95	45.71	25.10	-	15.54	31.25	-	-	-	-	-	-	-	79.49	91.87
29	-	53.09	71.21	71.59	60.20	75.06	11.17	5.87	18.84	76.90	132.82	137.53	101.79	93.88	73.35	76.91	79.84	96.34	129.85	152.29	148.11	110.63	93.64	-	152.29	
30	-	-	-	-	82.16	91.79	7.10	8.42	38.19	177.91	163.66	174.15	157.58	-	-	-	108.07	126.65	144.53	159.80	137.46	-	-	-	177.91	
31	-	-	-	-	-	62.28	119.83	159.26	197.09	159.12	118.75	100.73	87.94	79.00	-	-	-	-	-	91.08	-	-	-	-	-	197.09

Average 67.06 EUR/MWh

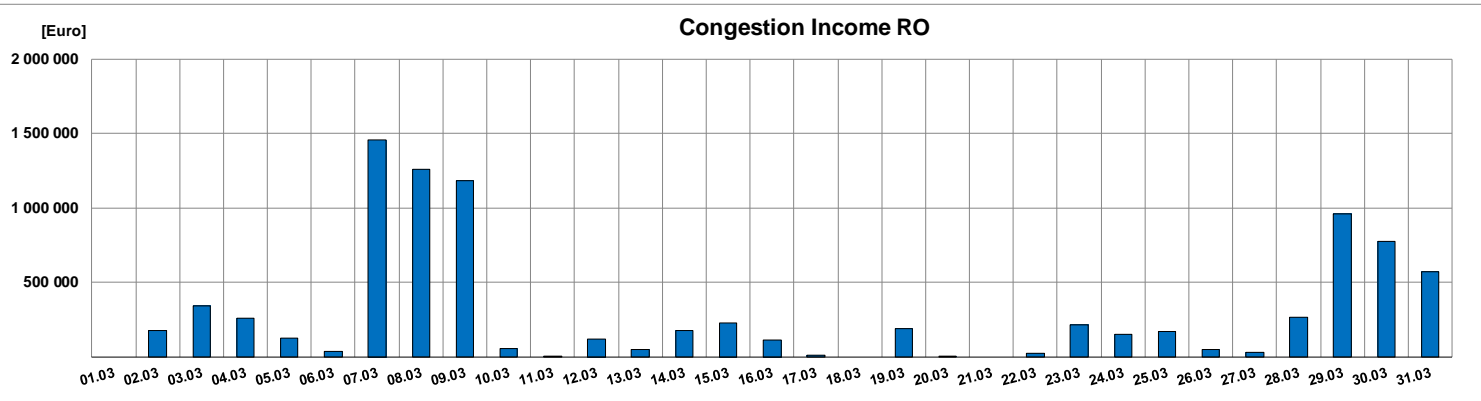
RO-BG March 2022



Transelectrica®
Societate Administrată în Sistem Dualist

Market for Allocation of Cross-Border Capacities

Daily Implicit Auctions on Romanian – Bulgarian border



Day	Congestion Income border RO-BG [Euro]	Congestion Income RO [Euro]
01.03	0	0
02.03	353188	176594
03.03	688387	344194
04.03	524847	262424
05.03	253055	126527
06.03	73209	36604
07.03	2920822	1460411
08.03	2521903	1260952
09.03	2372801	1186400
10.03	117014	58507
11.03	11038	5519
12.03	233820	116910
13.03	102162	51081
14.03	358668	179334
15.03	458076	229038
16.03	232967	116483
17.03	20593	10296
18.03	0	0
19.03	373644	186822
20.03	10108	5054
21.03	0	0
22.03	50416	25208
23.03	435785	217892
24.03	308139	154070
25.03	338370	169185
26.03	100134	50067
27.03	65236	32618
28.03	538839	269420
29.03	1924722	962361
30.03	1551694	775847
31.03	1148593	574296
Total	18088231	9044116

Daily Income [Euro]		Remuneration UIOSI [Euro]	
RO-BG	BG-RO	RO-BG	BG-RO
0	18088231	0	14823828
18088231		14823828	

TSO Income (Z-R) [Euro]	RO TSO Income (Z-R) [Euro]
3264403	1632202

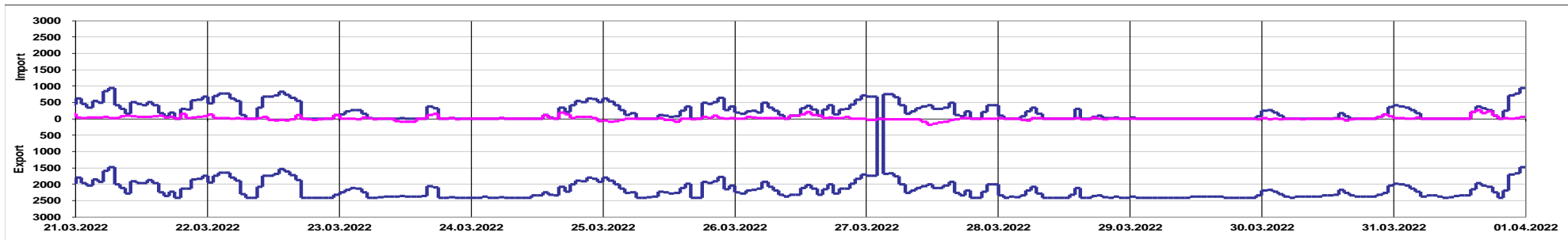
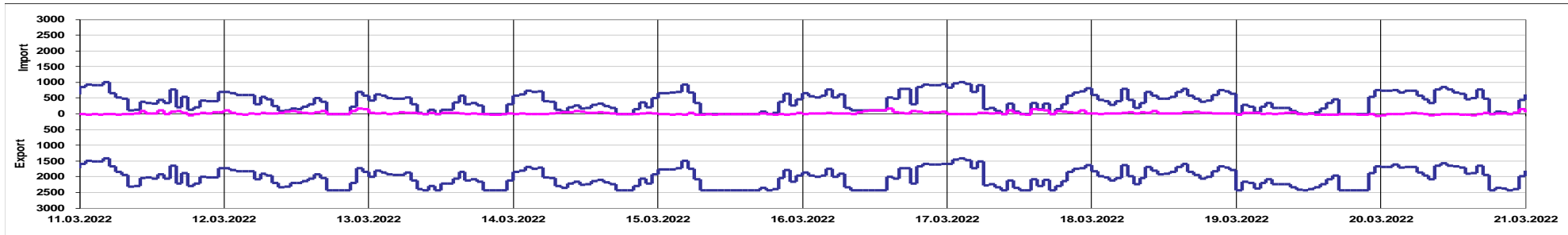
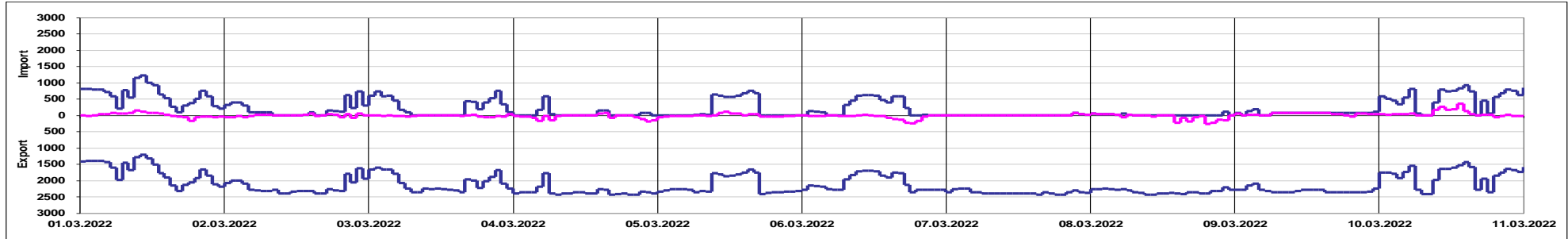


Transelectrica®
Societate Administrată în Sistem Dualist

Market for Allocation of Cross-Border Capacities

Intraday Implicit Auctions on Romanian – Bulgarian border

Bulgaria March 2022



Offered Capacity on Intraday Auction [MW]

Net Position border RO - BG [MW]

Public

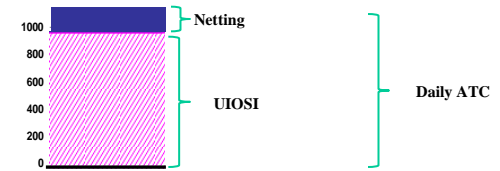


Transelectrica®
Societate Administrată în Sistem Dualist

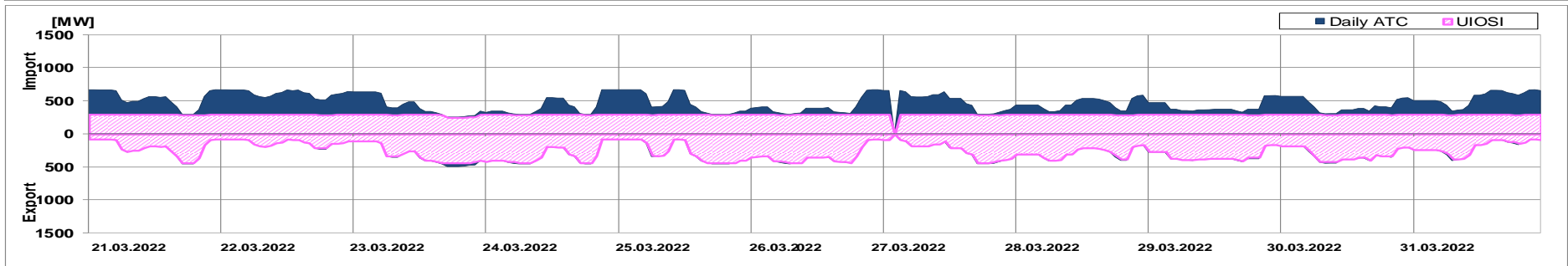
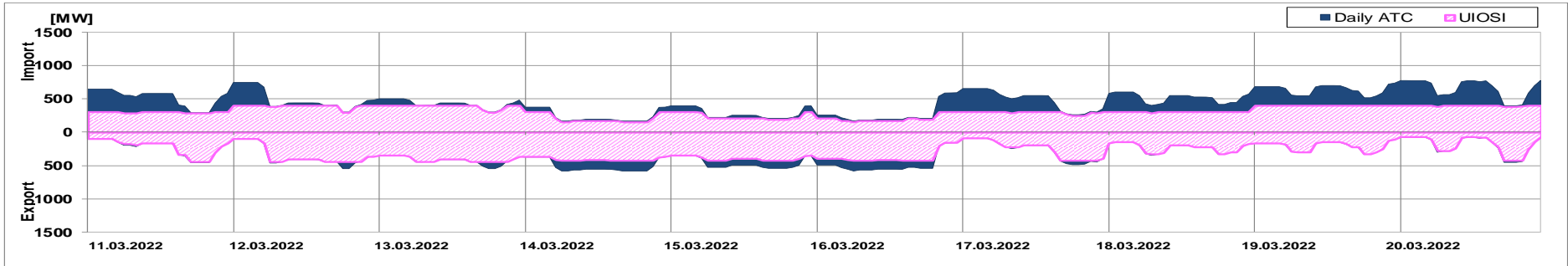
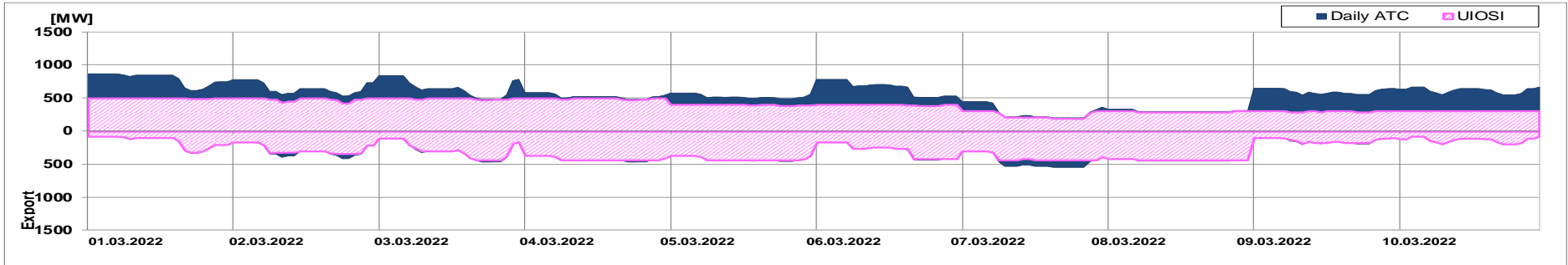
Market for Allocation of Cross-Border Capacities

Daily Explicit Auctions on Romanian – Serbian border

Unused Capacity [MW] average value	
RO-RS	RS-RO
292	329



Serbia March 2022

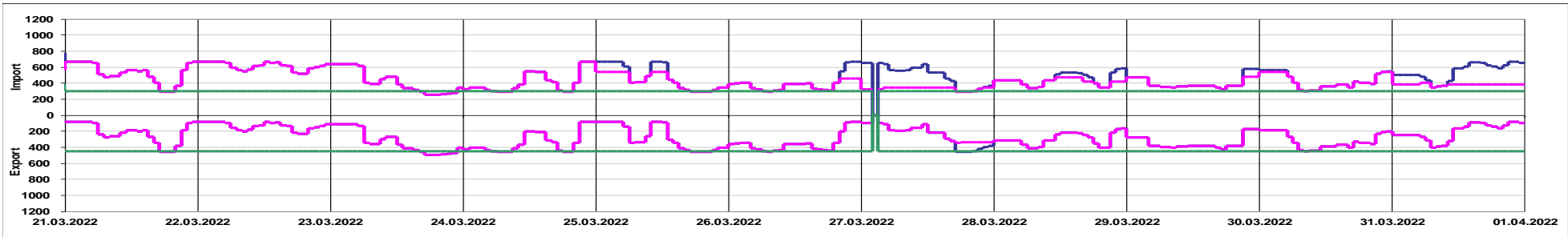
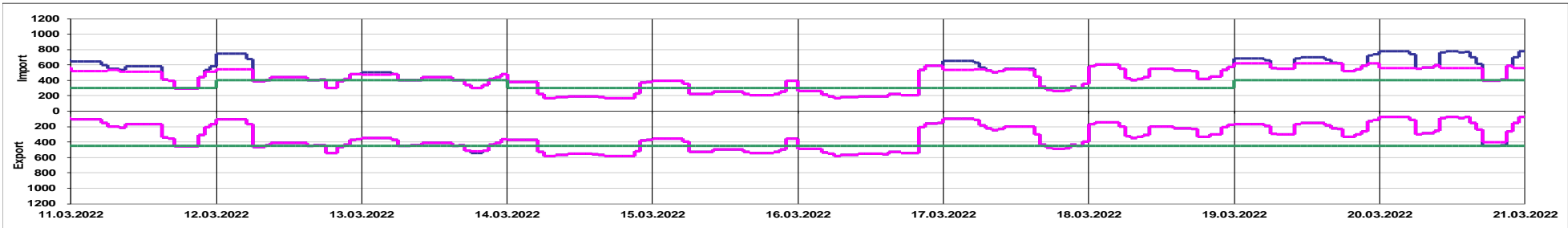
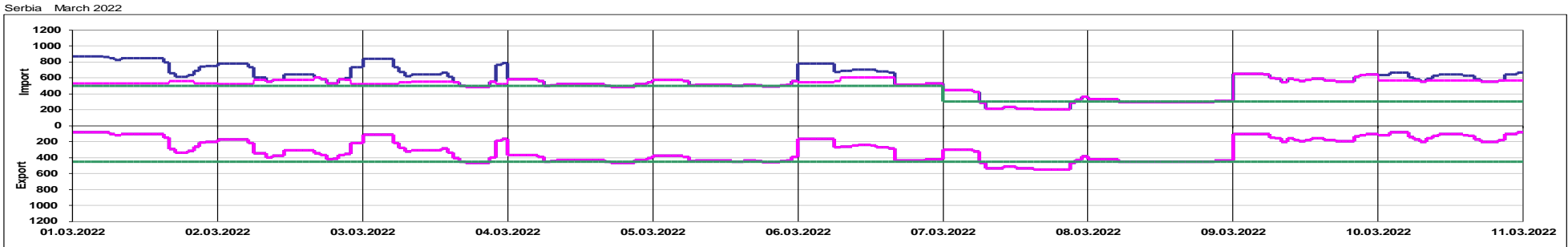




Transelectrica®
Societate Administrată în Sistem Dualist

Market for Allocation of Cross-Border Capacities

Daily Explicit Auctions on Romanian – Serbian border



Offered Capacity on Daily Auction [MW]

Allocated Capacity on Daily Auction [MW]

Net Transfer Capacity (NTC) [MW]

Public



Transelectrica®
Societate Administrată în Sistem Dualist

Market for Allocation of Cross-Border Capacities

Daily Explicit Auctions on Romanian – Serbian border

Auction Price [Euro/MWh] – Export

Day	1	2	3	4	5	6	7	8	9	10	11	12	13	14	15	16	17	18	19	20	21	22	23	24	Max	
1	61.83	64.96	65.00	61.33	56.00	55.55	11.11	8.11	11.11	21.72	21.78	20.30	11.11	11.11	11.11	17.00	1.88	1.46	1.25	1.88	3.12	7.20	8.88	8.88	65.00	
2	22.22	22.22	20.48	21.69	17.04	0.79	0.69	0.71	0.69	0.69	0.88	1.88	1.88	3.00	2.49	1.99	0.64	0.46	0.40	0.40	0.46	0.79	4.60	16.00	22.22	
3	32.40	56.00	56.00	56.00	44.44	10.31	1.21	1.21	1.21	1.21	0.88	0.79	0.88	0.89	0.88	0.69	0.46	0.36	0.36	0.39	0.39	1.17	4.84	7.33	56.00	
4	3.00	5.21	4.61	4.61	3.26	0.89	0.89	0.89	1.10	1.10	2.00	2.22	2.22	2.22	2.13	1.10	0.88	0.69	0.88	0.88	0.88	0.88	1.02	2.11	5.21	
5	3.65	3.85	4.11	4.11	4.19	2.22	0.39	0.39	0.39	0.39	0.39	0.40	0.39	0.39	0.39	0.39	0.39	0.39	0.37	0.39	0.39	0.88	1.40	3.43	4.19	
6	5.00	5.28	5.85	5.76	5.85	5.00	0.88	1.46	1.46	0.73	2.10	2.10	1.88	0.79	0.79	0.73	0.11	0.18	0.18	0.18	0.18	0.24	0.55	0.55	5.85	
7	8.33	7.54	11.88	11.88	11.88	3.43	0.16	0.09	0.09	0.09	0.14	0.12	0.12	0.12	0.12	0.06	0.06	0.06	0.06	0.06	0.06	0.16	0.22	0.31	11.88	
8	1.20	1.20	1.20	1.20	1.20	1.10	0.24	0.24	0.24	0.24	0.28	0.35	0.35	0.35	0.35	0.26	0.26	0.24	0.24	0.25	0.35	1.20	2.42	6.10	6.10	
9	23.56	26.00	40.00	38.02	25.00	20.00	21.06	44.00	25.00	9.28	8.70	12.74	18.20	22.04	18.20	15.00	13.04	25.58	29.73	48.30	33.47	35.69	21.84	38.02	48.30	
10	44.71	50.52	73.23	72.13	69.90	25.00	5.22	1.55	1.55	20.04	40.55	56.00	56.00	56.00	30.50	22.35	3.66	1.69	1.69	1.69	6.30	33.33	33.50	66.66	73.23	
11	22.22	24.51	24.51	24.51	24.51	6.66	1.25	1.25	0.88	3.57	4.09	4.09	3.27	3.27	2.22	0.88	0.55	0.26	0.26	0.26	0.44	0.87	0.94	2.22	24.51	
12	12.25	12.25	12.25	12.25	12.25	3.33	0.85	0.85	1.12	1.56	1.56	1.69	1.69	1.69	1.50	0.70	0.62	0.51	0.10	0.10	0.34	0.35	0.69	1.20	12.25	
13	3.33	3.33	3.33	3.33	3.01	2.50	1.10	0.60	0.60	0.60	1.10	1.10	1.10	1.10	1.10	0.56	0.56	0.05	0.00	0.00	0.05	0.34	0.68	1.50	3.33	
14	0.22	0.22	0.22	0.22	0.22	0.05	0.03	0.03	0.03	0.04	0.05	0.05	0.05	0.05	0.05	0.04	0.03	0.03	0.03	0.03	0.03	0.06	0.22	0.22	0.22	
15	0.67	1.20	1.20	1.20	0.84	0.59	0.05	0.05	0.05	0.05	0.09	0.09	0.09	0.09	0.09	0.05	0.05	0.05	0.05	0.05	0.05	0.09	0.10	1.23	1.23	1.23
16	0.11	0.11	0.11	0.11	0.09	0.06	0.05	0.05	0.05	0.05	0.06	0.06	0.06	0.06	0.06	0.07	0.07	0.06	0.06	0.06	1.49	4.44	5.88	5.88	5.88	
17	22.00	22.22	22.22	22.22	22.00	11.00	4.25	1.11	1.06	1.11	2.64	2.64	2.11	2.11	2.11	1.04	0.39	0.13	0.12	0.12	0.12	0.15	0.26	1.11	22.22	
18	11.11	15.00	15.00	15.00	15.00	2.11	0.42	0.38	0.38	2.11	7.77	7.77	7.77	7.77	3.50	0.77	0.69	0.55	0.23	0.23	0.26	0.32	0.66	0.69	15.00	
19	4.09	5.11	5.11	5.11	4.44	3.25	2.22	1.69	1.69	3.41	5.55	10.14	8.25	8.09	9.60	4.11	1.69	0.50	0.62	0.62	1.69	5.55	11.11	13.55	13.55	
20	20.88	22.22	18.65	18.99	15.64	3.75	0.44	0.47	0.47	1.24	12.90	18.10	16.86	13.73	17.12	2.69	0.88	0.00	0.00	0.00	0.00	0.49	0.98	6.69	22.22	
21	11.11	12.65	11.66	11.11	10.51	4.56	2.75	2.31	2.35	2.31	6.60	8.88	8.88	7.77	8.88	2.22	1.02	0.53	0.53	0.53	1.00	4.42	9.99	15.00	15.00	
22	16.16	30.35	33.33	33.33	26.26	5.55	3.98	3.33	2.66	5.55	12.78	20.35	21.23	20.35	21.23	14.00	7.64	0.75	0.69	0.75	1.69	3.33	5.55	12.23	33.33	
23	12.69	13.69	13.69	13.23	11.82	3.33	0.75	0.47	0.64	1.78	2.18	3.19	3.19	2.37	2.22	0.88	0.43	0.26	0.26	0.26	0.30	0.69	0.75	1.53	13.69	
24	1.17	1.20	1.20	1.20	1.17	0.75	0.48	0.48	0.69	2.30	3.33	6.07	4.72	6.89	6.97	1.26	0.65	0.45	0.45	0.45	8.15	29.37	31.23	33.03	33.03	
25	40.00	40.00	40.00	36.00	36.00	5.00	0.66	0.75	0.86	1.68	22.22	26.05	18.56	4.16	3.33	0.54	0.06	0.05	0.05	0.05	0.00	0.05	0.09	0.09	40.00	
26	3.33	4.00	4.00	3.33	1.60	0.53	0.40	0.40	0.53	0.69	2.44	3.33	5.50	6.00	6.00	1.92	0.69	0.40	0.40	2.00	8.00	21.24	26.00	32.63	32.63	
27	37.60	35.60		33.75	22.00	0.42	0.43	0.47	0.47	3.00	3.00	10.88	3.00	3.00	3.00	0.09	0.02	0.00	0.00	0.00	0.00	0.00	0.00	0.00	37.60	
28	1.00	1.00	1.00	1.00	0.82	0.37	0.22	0.22	0.22	0.44	1.00	1.23	5.00	5.00	5.00	2.68	2.23	0.86	0.45	0.22	0.22	4.00	5.00	6.15	6.15	
29	1.10	1.10	1.10	1.10	1.16	1.10	0.51	0.56	0.51	0.56	0.87	1.10	1.16	1.16	1.16	1.19	1.10	0.51	0.50	0.36	0.51	4.44	4.71	9.34	9.34	
30	63.75	57.38	57.38	57.00	57.00	15.84	1.69	1.76	2.11	3.60	4.44	11.20	12.00	12.75	11.20	11.11	5.61	2.66	0.99	0.99	1.76	15.84	34.42	48.75	63.75	
31	38.25	34.00	31.88	31.68	12.60	6.50	2.25	1.84	3.00	6.50	11.20	11.20	11.20	22.15	38.40	47.38	40.10	25.50	25.16	18.50	47.00	89.76	92.20	90.00	92.20	

Serbia March 2022



Transelectrica®

Societate Administrată în Sistem Dualist

Market for Allocation of Cross-Border Capacities

Daily Explicit Auctions on Romanian – Serbian border

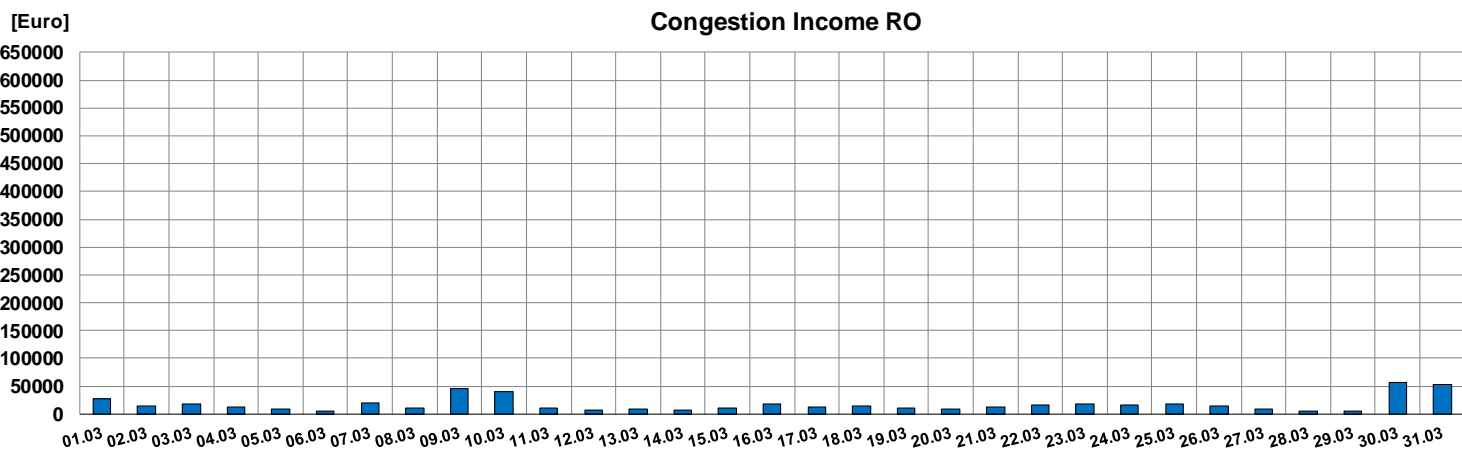
Auction Price [Euro/MWh] – Import

Day	1	2	3	4	5	6	7	8	9	10	11	12	13	14	15	16	17	18	19	20	21	22	23	24	Max	
1	0.00	0.00	0.00	0.00	0.00	0.00	0.00	0.00	0.00	0.00	0.00	0.00	0.00	0.00	0.00	0.00	0.00	0.00	0.00	0.00	0.00	0.00	0.00	0.00	0.00	0.00
2	0.00	0.00	0.00	0.00	0.00	0.00	0.00	0.00	0.00	0.05	0.00	0.00	0.00	0.00	0.00	0.00	0.02	0.12	0.20	0.20	0.12	0.00	0.00	0.00	0.00	0.20
3	0.00	0.00	0.00	0.00	0.00	0.00	0.00	0.00	0.00	0.00	0.00	0.00	0.00	0.00	0.00	0.04	0.10	0.12	0.12	0.12	0.09	0.01	0.00	0.00	0.00	0.12
4	0.02	0.02	0.02	0.02	0.02	0.05	0.65	0.86	0.86	0.86	0.65	0.65	0.65	0.65	0.65	0.49	1.16	1.48	1.48	1.48	0.76	0.59	0.08	0.06	0.06	1.48
5	0.03	0.03	0.03	0.03	0.03	0.05	0.12	0.22	0.22	0.22	0.13	0.13	0.13	0.22	0.46	0.46	1.93	2.22	2.22	0.69	0.53	0.11	0.09	0.06	0.06	2.22
6	0.00	0.00	0.00	0.00	0.00	0.00	0.00	0.00	0.00	0.00	0.00	0.00	0.00	0.00	0.00	0.00	0.18	0.22	0.22	0.22	0.14	0.05	0.05	0.05	0.05	0.22
7	0.09	0.09	0.09	0.09	0.09	0.09	2.00	4.50	6.41	6.41	5.00	5.00	6.41	10.00	10.00	10.00	4.08	10.00	4.11	3.90	3.90	0.99	0.51	0.36	0.36	10.00
8	0.60	0.60	0.60	0.60	0.60	2.80	3.33	3.33	3.33	2.80	2.33	2.33	2.33	2.33	2.33	2.22	2.80	2.80	2.55	1.70	1.08	1.70	0.90	0.90	0.90	3.33
9	0.04	0.04	0.04	0.04	0.04	0.05	0.07	0.08	0.09	0.07	0.07	0.08	0.07	0.07	0.07	0.08	0.08	0.09	0.09	0.08	0.04	0.05	0.04	0.04	0.04	0.09
10	0.00	0.00	0.00	0.00	0.00	0.00	0.00	0.02	0.00	0.00	0.00	0.00	0.00	0.00	0.00	0.00	0.00	0.02	0.02	0.02	0.00	0.00	0.00	0.00	0.00	0.02
11	0.00	0.00	0.00	0.00	0.00	0.00	0.00	0.00	0.00	0.00	0.00	0.00	0.00	0.00	0.00	0.09	0.17	2.00	2.22	2.22	2.00	0.11	0.00	0.00	0.00	2.22
12	0.00	0.00	0.00	0.00	0.00	0.00	0.00	0.07	0.07	0.05	0.05	0.05	0.05	0.05	0.05	0.09	0.33	1.11	1.50	1.50	0.34	0.33	0.04	0.04	0.04	1.50
13	0.00	0.00	0.00	0.00	0.00	0.00	0.03	0.05	0.05	0.05	0.05	0.04	0.04	0.04	0.04	0.05	0.46	2.50	4.56	4.56	2.20	0.32	0.04	0.02	0.02	4.56
14	0.17	0.17	0.17	0.17	0.17	0.42	4.75	4.75	3.91	3.33	2.20	0.58	0.58	0.58	0.58	0.97	3.72	11.02	12.01	12.01	12.01	1.98	0.12	0.12	0.12	12.01
15	0.09	0.09	0.09	0.09	0.09	0.14	3.55	5.05	4.44	4.44	2.01	2.01	2.01	2.01	2.01	3.50	6.66	14.11	14.11	11.11	4.05	1.20	0.33	0.33	0.33	14.11
16	0.21	0.21	0.21	0.21	0.55	4.12	8.80	32.77	30.06	30.06	28.00	17.70	17.70	3.43	2.19	1.22	0.89	1.37	1.37	1.11	0.09	0.07	0.06	0.06	0.06	32.77
17	0.00	0.00	0.00	0.00	0.00	0.00	0.00	0.05	0.05	0.05	0.00	0.00	0.00	0.00	0.00	0.06	0.65	5.00	6.20	6.20	5.00	0.84	0.50	0.14	0.14	6.20
18	0.09	0.08	0.08	0.08	0.08	0.09	0.42	0.92	1.11	0.92	0.16	0.16	0.16	0.12	0.12	0.12	0.69	2.08	4.15	4.15	3.69	0.69	0.15	0.09	0.09	4.15
19	0.00	0.00	0.00	0.00	0.00	0.00	0.06	0.09	0.09	0.09	0.00	0.00	0.00	0.00	0.00	0.00	0.00	0.01	0.14	0.14	0.09	0.05	0.00	0.00	0.00	0.14
20	0.00	0.00	0.00	0.00	0.00	0.00	0.09	0.05	0.05	0.03	0.00	0.00	0.00	0.00	0.00	0.00	0.00	1.02	1.11	1.11	0.64	0.05	0.00	0.00	0.00	1.11
21	0.00	0.00	0.01	0.01	0.01	0.01	0.15	0.20	0.20	0.09	0.09	0.09	0.09	0.09	0.09	0.15	0.69	3.55	3.55	3.55	0.81	0.09	0.01	0.00	0.00	3.55
22	0.01	0.01	0.01	0.01	0.01	0.01	0.05	0.09	0.09	0.09	0.03	0.03	0.01	0.02	0.01	0.03	0.09	0.33	0.50	0.50	0.15	0.09	0.05	0.03	0.03	0.50
23	0.09	0.09	0.09	0.09	0.09	0.09	0.26	0.48	0.48	0.22	0.19	0.19	0.26	0.28	0.28	1.28	6.98	11.11	16.00	16.00	11.11	4.08	2.22	0.78	0.78	16.00
24	0.35	0.33	0.33	0.33	0.34	0.42	3.33	5.46	5.46	0.51	0.23	0.09	0.09	0.09	0.09	0.33	0.69	3.00	3.43	3.43	0.33	0.03	0.03	0.03	0.03	5.46
25	0.00	0.00	0.00	0.00	0.00	0.00	0.24	0.24	0.24	0.05	0.00	0.00	0.00	0.09	0.11	0.33	1.11	5.00	15.08	12.82	1.83	1.11	0.69	0.25	0.25	15.08
26	0.09	0.09	0.05	0.05	0.18	0.21	0.42	0.42	0.36	0.36	0.09	0.09	0.09	0.09	0.09	0.18	0.36	0.41	0.41	0.08	0.00	0.00	0.00	0.00	0.00	0.42
27	0.00	0.00		0.00	0.00	0.00	0.00	0.00	0.00	0.00	0.00	0.00	0.00	0.00	0.00	0.00	0.00	0.09	0.11	0.11	0.11	0.05	0.00	0.00	0.00	0.11
28	0.05	0.05	0.05	0.05	0.05	0.15	0.44	0.44	0.44	0.15	0.08	0.00	0.00	0.00	0.00	0.00	0.00	0.00	0.00	0.00	0.00	0.00	0.00	0.00	0.00	0.44
29	0.01	0.01	0.01	0.01	0.12	0.50	0.69	0.69	0.41	0.40	0.15	0.15	0.12	0.12	0.12	0.12	0.24	0.41	0.33	0.33	0.25	0.00	0.00	0.00	0.00	0.69
30	0.00	0.00	0.00	0.00	0.00	0.08	0.15	0.24	0.31	0.31	0.20	0.15	0.15	0.15	0.12	0.12	0.15	0.12	0.15	0.15	0.15	0.03	0.00	0.00	0.00	0.31
31	0.00	0.00	0.00	0.00	0.00	0.00	0.00	0.11	0.09	0.09	0.00	0.00	0.00	0.00	0.00	0.00	0.00	0.00	0.00	0.00	0.00	0.00	0.00	0.00	0.00	0.11

Serbia

March 2022

Daily Explicit Allocation on Romanian – Serbian border



Day	Congestion Income border RO-RS [Euro]	Congestion Income RO [Euro]
01.03	54769	27384
02.03	28879	14440
03.03	36596	18298
04.03	25579	12790
05.03	18496	9248
06.03	10373	5186
07.03	38193	19096
08.03	23217	11608
09.03	89935	44968
10.03	81465	40733
11.03	22041	11020
12.03	16108	8054
13.03	16577	8288
14.03	14428	7214
15.03	21967	10983
16.03	38135	19068
17.03	23657	11829
18.03	29245	14622
19.03	20539	10269
20.03	17867	8934
21.03	25320	12660
22.03	32743	16372
23.03	35734	17867
24.03	31513	15756
25.03	38131	19066
26.03	27223	13611
27.03	17306	8653
28.03	11242	5621
29.03	11697	5848
30.03	112258	56129
31.03	105923	52962
Total	1077156	538578

Daily Income [Euro]		Remuneration UIOSI [Euro]	
RO-RS	RS-RO	RO-RS	RS-RO
883016	194140	875328	173367
1077156		1048694	

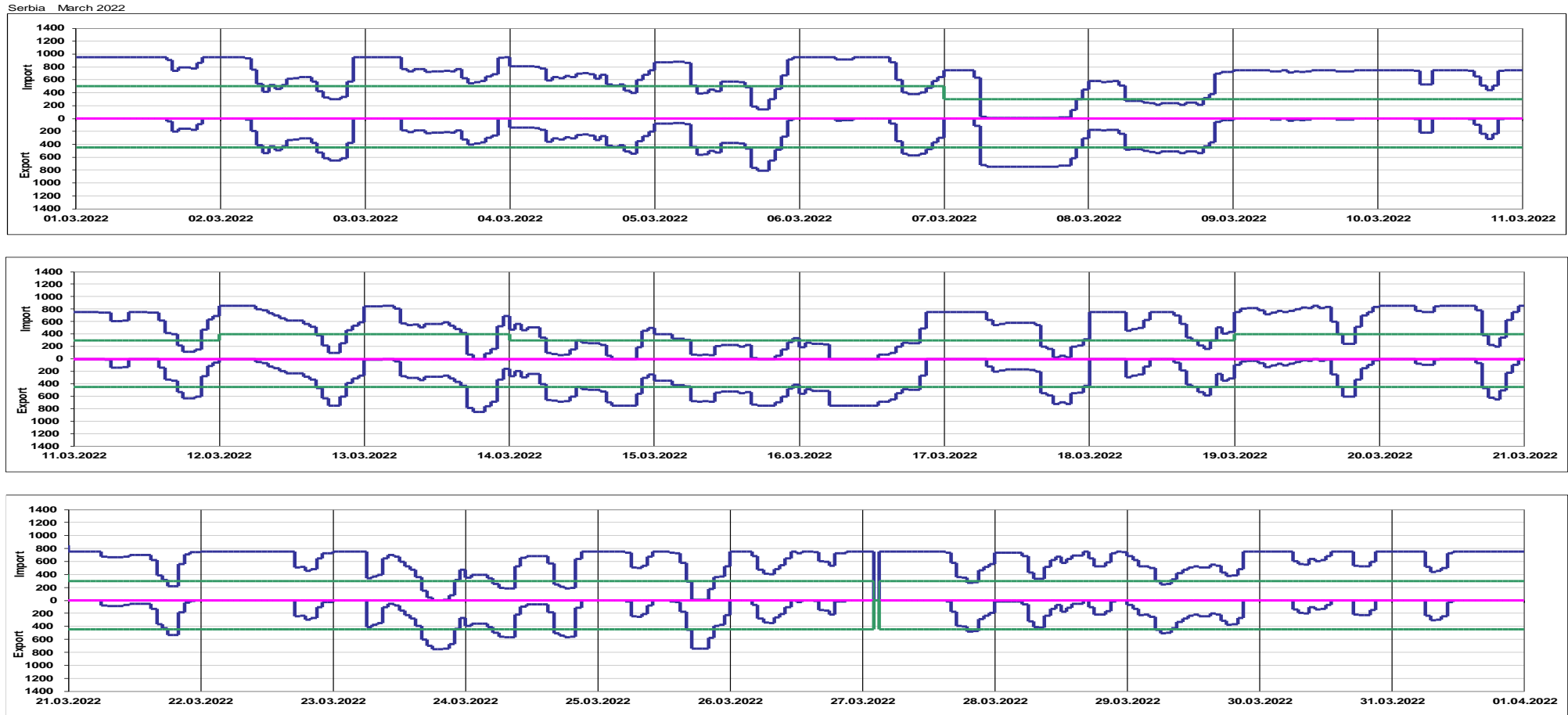
TSO Income (Z-R) [Euro]	RO TSO Income (Z-R) [Euro]
28461	14231



Transelectrica®
Societate Administrată în Sistem Dualist

Market for Allocation of Cross-Border Capacities

Intraday Explicit Auctions on Romanian – Serbian border



Offered Capacity on Intraday Auction [MW]

Allocated Capacity on Intraday Auction [MW]

Net Transfer Capacity (NTC) [MW]

Public

Market for Allocation of Cross-Border Capacities

Intraday Explicit Auctions on Romanian – Serbian border



Transelectrica®
Societate Administrată în Sistem Dualist

Auction Price [Euro/MWh] - Export

Day	1	2	3	4	5	6	7	8	9	10	11	12	13	14	15	16	17	18	19	20	21	22	23	24	Max
1	-	-	-	-	-	-	-	-	-	-	-	-	-	-	-	0.00	0.00	0.00	0.00	0.00	0.00	-	-	-	0.00
2	-	-	-	-	0.00	0.00	0.00	0.00	0.00	0.00	0.00	0.00	0.00	0.00	0.00	0.00	0.00	0.00	0.00	0.00	0.00	0.00	-	-	0.00
3	-	-	-	-	-	-	0.00	0.00	0.00	0.00	0.00	0.00	0.00	0.00	0.00	0.00	0.00	0.00	0.00	0.00	0.00	0.00	0.00	-	0.00
4	0.00	0.00	0.00	0.00	0.00	0.00	0.00	0.00	0.00	0.00	0.00	0.00	0.00	0.00	0.00	0.00	0.00	0.00	0.00	0.00	0.00	0.00	0.00	0.00	0.00
5	0.00	0.00	0.00	0.00	0.00	0.00	0.00	0.00	0.00	0.00	0.00	0.00	0.00	0.00	0.00	0.00	0.00	0.00	0.00	0.00	0.00	0.00	0.00	-	0.00
6	-	-	-	-	-	-	0.00	0.00	0.00	-	-	-	-	-	-	0.00	0.00	0.00	0.00	0.00	0.00	0.00	0.00	0.00	0.00
7	-	-	-	-	-	0.00	0.00	0.00	0.00	0.00	0.00	0.00	0.00	0.00	0.00	0.00	0.00	0.00	0.00	0.00	0.00	0.00	0.00	0.00	0.00
8	0.00	0.00	0.00	0.00	0.00	0.00	0.00	0.00	0.00	0.00	0.00	0.00	0.00	0.00	0.00	0.00	0.00	0.00	0.00	0.00	0.00	0.00	0.00	0.00	0.00
9	-	-	-	-	-	-	0.00	0.00	-	0.00	0.00	0.00	0.00	0.00	-	-	-	0.00	0.00	0.00	-	-	-	-	0.00
10	-	-	-	-	-	-	0.00	0.00	0.00	-	-	-	-	-	-	0.00	0.00	0.00	0.00	0.00	0.00	-	-	-	0.00
11	-	-	-	-	0.00	0.00	0.00	0.00	0.00	-	-	-	0.00	0.00	0.00	0.00	0.00	0.00	0.00	0.00	0.00	0.00	0.00	0.00	0.00
12	-	-	-	-	-	-	0.00	0.00	0.00	0.00	0.00	0.00	0.00	0.00	0.00	0.00	0.00	0.00	0.00	0.00	0.00	0.00	0.00	0.00	0.00
13	0.00	0.00	0.00	-	-	0.00	0.00	0.00	0.00	0.00	0.00	0.00	0.00	0.00	0.00	0.00	0.00	0.00	0.00	0.00	0.00	0.00	0.00	0.00	0.00
14	0.00	0.00	0.00	0.00	0.00	0.00	0.00	0.00	0.00	0.00	0.00	0.00	0.00	0.00	0.00	0.00	0.00	0.00	0.00	0.00	0.00	0.00	0.00	0.00	0.00
15	0.00	0.00	0.00	0.00	0.00	0.00	0.00	0.00	0.00	0.00	0.00	0.00	0.00	0.00	0.00	0.00	0.00	0.00	0.00	0.00	0.00	0.00	0.00	0.00	0.00
16	0.00	0.00	0.00	0.00	0.00	0.00	0.00	0.00	0.00	0.00	0.00	0.00	0.00	0.00	0.00	0.00	0.00	0.00	0.00	0.00	0.00	-	-	-	0.00
17	-	-	-	-	-	-	-	0.00	0.00	0.00	0.00	0.00	0.00	0.00	0.00	0.00	0.00	0.00	0.00	0.00	0.00	0.00	0.00	0.00	0.00
18	-	-	-	-	-	-	0.00	0.00	0.00	0.00	-	-	-	-	-	0.00	0.00	0.00	0.00	0.00	0.00	0.00	0.00	0.00	0.00
19	0.00	0.00	0.00	0.00	0.00	0.00	0.00	0.00	0.00	0.00	0.00	0.00	0.00	-	0.00	0.00	0.00	0.00	0.00	0.00	0.00	0.00	0.00	0.00	0.00
20	-	-	-	-	-	-	0.00	0.00	0.00	0.00	-	-	-	-	-	-	0.00	0.00	0.00	0.00	0.00	0.00	0.00	-	0.00
21	-	-	-	-	-	-	0.00	0.00	0.00	0.00	0.00	0.00	0.00	0.00	0.00	0.00	0.00	0.00	0.00	0.00	0.00	0.00	0.00	0.00	0.00
22	-	-	-	-	-	-	-	-	-	-	-	-	-	-	-	-	-	0.00	0.00	0.00	0.00	0.00	0.00	0.00	0.00
23	-	-	-	-	-	-	0.00	0.00	0.00	0.00	0.00	0.00	0.00	0.00	0.00	0.00	0.00	0.00	0.00	0.00	0.00	0.00	0.00	0.00	0.00
24	0.00	0.00	0.00	0.00	0.00	0.00	0.00	0.00	0.00	0.00	0.00	0.00	0.00	0.00	0.00	0.00	0.00	0.00	0.00	0.00	0.00	-	-	-	0.00
25	-	-	-	-	-	-	0.00	0.00	0.00	0.00	0.00	-	-	-	0.00	0.00	0.00	0.00	0.00	0.00	0.00	0.00	0.00	0.00	0.00
26	-	-	-	-	0.00	0.00	0.00	0.00	0.00	0.00	0.00	-	0.00	-	-	0.00	0.00	0.00	0.00	0.00	0.00	-	-	-	0.00
27	-	-	-	-	-	-	-	-	-	-	-	-	-	-	-	0.00	0.00	0.00	0.00	0.00	0.00	0.00	0.00	0.00	0.00
28	0.00	0.00	0.00	0.00	0.00	0.00	0.00	0.00	0.00	0.00	0.00	0.00	0.00	0.00	0.00	0.00	-	0.00	0.00	0.00	0.00	0.00	-	0.00	0.00
29	0.00	0.00	0.00	0.00	0.00	0.00	0.00	0.00	0.00	0.00	0.00	0.00	0.00	0.00	0.00	0.00	0.00	0.00	0.00	0.00	0.00	-	-	-	0.00
30	-	-	-	-	-	-	0.00	0.00	0.00	0.00	0.00	0.00	0.00	-	-	-	-	0.00	0.00	0.00	0.00	-	-	-	0.00
31	-	-	-	-	-	-	0.00	0.00	0.00	0.00	0.00	-	-	-	-	-	-	-	-	-	-	-	-	-	0.00

Serbia March 2022



Transelectrica®
Societate Administrată în Sistem Dualist

Market for Allocation of Cross-Border Capacities

Monthly Auctions Bids Statistics

	March 2022	1	2	3	4	5	6	7	8	9	10	11	12	13	14	15	16	17	18	19	20	21	22	23	24	25	26	27	28	29	30	31
Hungary export	Number of Capacity Traders	42	42	42	42	42	42	42	42	42	42	42	42	42	42	42	42	42	42	42	42	42	42	42	42	42	42	42	42	42	42	
	Number of Capacity Holders	12	12	12	12	12	12	12	12	12	12	12	12	12	12	12	12	12	12	12	12	12	12	12	12	12	12	12	12	12	12	12
	Number of Bids	278	278	278	278	278	278	278	278	278	278	278	278	278	278	278	278	278	278	278	278	278	278	278	278	278	278	278	278	278	278	278
Hungary import	Number of Capacity Traders	36	36	36	36	36	36	36	36	36	36	36	36	36	36	36	36	36	36	36	36	36	36	36	36	36	36	36	36	36	36	
	Number of Capacity Holders	15	15	15	15	15	15	15	15	15	15	15	15	15	15	15	15	15	15	15	15	15	15	15	15	15	15	15	15	15	15	
	Number of Bids	211	211	211	211	211	211	211	211	211	211	211	211	211	211	211	211	211	211	211	211	211	211	211	211	211	211	211	211	211	211	211
Bulgaria export	Number of Capacity Traders	28	28	28	28	28	28	28	28	28	28	28	28	28	28	28	28	28	28	28	28	28	28	28	28	28	28	28	28	28	28	
	Number of Capacity Holders	14	14	14	14	14	14	14	14	14	14	14	14	14	14	14	14	14	14	14	14	14	14	14	14	14	14	14	14	14	14	
	Number of Bids	170	170	170	170	170	170	170	170	170	170	170	170	170	170	170	170	170	170	170	170	170	170	170	170	170	170	170	170	170	170	170
Bulgaria import	Number of Capacity Traders	40	40	40	40	40	40	40	40	40	40	40	40	40	40	40	40	40	40	40	40	40	40	40	40	40	40	40	40	40	40	
	Number of Capacity Holders	15	15	15	15	15	15	15	15	15	15	15	15	15	15	15	15	15	15	15	15	15	15	15	15	15	15	15	15	15	15	
	Number of Bids	269	269	269	269	269	269	269	269	269	269	269	269	269	269	269	269	269	269	269	269	269	269	269	269	269	269	269	269	269	269	269
Serbia export	Number of Capacity Traders	12	12	12	12	12	12	12	12	12	12	12	12	12	12	12	12	12	12	12	12	12	12	12	12	12	12	12	12	12	12	
	Number of Capacity Holders	10	10	10	10	10	10	10	10	10	10	10	10	10	10	10	10	10	10	10	10	10	10	10	10	10	10	10	10	10	10	10
	Number of Bids	72	72	72	72	72	72	72	72	72	72	72	72	72	72	72	72	72	72	72	72	72	72	72	72	72	72	72	72	72	72	72
Serbia import	Number of Capacity Traders	11	11	11	11	11	11	11	11	11	11	11	11	11	11	11	11	11	11	11	11	11	11	11	11	11	11	11	11	11	11	
	Number of Capacity Holders	8	8	8	8	7	7	4	4	4	4	4	7	7	4	4	4	4	4	7	7	4	4	4	4	4	4	4	4	4	4	
	Number of Bids	59	59	59	59	58	58	56	56	56	56	56	58	58	57	57	57	57	57	58	58	57	57	57	57	57	57	57	57	57	57	
Ukraine export	Number of Capacity Traders	3	3	3	3	3	3	3	3	3	3	3	3	3	3	3	3	3	3	3	3	3	3	3	3	3	3	3	3	3	3	
	Number of Capacity Holders	3	3	3	3	3	3	3	3	3	3	3	3	3	3	3	3	3	3	3	3	3	3	3	3	3	3	3	3	3	3	
	Number of Bids	5	5	5	5	5	5	5	5	5	5	5	5	5	5	5	5	5	5	5	5	5	5	5	5	5	5	5	5	5	5	
Ukraine import	Number of Capacity Traders	10	10	10	10	10	10	10	10	10	10	10	10	10	10	10	10	10	10	10	10	10	10	10	10	10	10	10	10	10	10	
	Number of Capacity Holders	10	10	10	10	10	10	10	10	10	10	10	10	10	10	10	10	10	10	10	10	10	10	10	10	10	10	10	10	10	10	
	Number of Bids	33	33	33	33	33	33	33	33	33	33	33	33	33	33	33	33	33	33	33	33	33	33	33	33	33	33	33	33	33	33	
Moldavia import RO_Cioara	Number of Capacity Traders	-	-	-	-	-	-	-	-	-	-	-	-	-	-	-	-	-	-	-	-	-	-	-	-	-	-	-	-	-		
	Number of Capacity Holders	-	-	-	-	-	-	-	-	-	-	-	-	-	-	-	-	-	-	-	-	-	-	-	-	-	-	-	-	-	-	
	Number of Bids	-	-	-	-	-	-	-	-	-	-	-	-	-	-	-	-	-	-	-	-	-	-	-	-	-	-	-	-	-	-	
Moldavia import RO_Costesti	Number of Capacity Traders	-	-	-	-	-	-	-	-	-	-	-	-	-	-	-	-	-	-	-	-	-	-	-	-	-	-	-	-	-	-	
	Number of Capacity Holders	-	-	-	-	-	-	-	-	-	-	-	-	-	-	-	-	-	-	-	-	-	-	-	-	-	-	-	-	-	-	
	Number of Bids	-	-	-	-	-	-	-	-	-	-	-	-	-	-	-	-	-	-	-	-	-	-	-	-	-	-	-	-	-	-	
Moldavia import RO_Vulcanesti	Number of Capacity Traders	-	-	-	-	-	-	-	-	-	-	-	-	-	-	-	-	-	-	-	-	-	-	-	-	-	-	-	-	-	-	
	Number of Capacity Holders	-	-	-	-	-	-	-	-	-	-	-	-	-	-	-	-	-	-	-	-	-	-	-	-	-	-	-	-	-	-	
	Number of Bids	-	-	-	-	-	-	-	-	-	-	-	-	-	-	-	-	-	-	-	-	-	-	-	-	-	-	-	-	-	-	

March 2022	Maximum	Minimum
Number of Capacity Traders	42	3
Number of Capacity Holders	15	3
Number of Bids	278	5

Market for Allocation of Cross-Border Capacities



Daily Explicit Auctions Bids Statistics

March 2022		Daily Auctions		1	2	3	4	5	6	7	8	9	10	11	12	13	14	15	16	17	18	19	20	21	22	23	24	25	26	27	28	29	30	31
Serbia Export	Maximum Number of Capacity Traders	9	9	9	8	8	7	9	8	10	10	9	10	8	8	8	9	9	9	9	8	8	10	9	10	10	10	10	8	9	10	10	9	
	Maximum Number of Capacity Holders	6	8	8	6	8	7	7	8	5	9	8	8	8	8	8	6	7	7	8	7	8	7	7	9	8	7	7	9	8	7	7	6	7
	Maximum Number of Bids	43	41	45	40	43	42	48	41	44	48	47	45	36	40	41	43	42	43	40	38	39	43	46	44	41	46	22	38	42	50	43		
Serbia Import	Maximum Number of Capacity Traders	7	8	9	7	7	6	7	9	8	7	8	9	7	7	10	10	9	7	7	7	7	10	9	10	9	8	5	8	8	8	6		
	Maximum Number of Capacity Holders	7	8	8	7	7	6	6	7	8	7	8	7	6	5	7	7	7	7	7	7	7	9	7	8	7	7	5	8	7	8	6		
	Maximum Number of Bids	33	34	35	37	34	30	42	37	36	34	37	38	32	39	43	46	35	35	34	38	35	38	42	39	35	31	15	29	34	33	27		

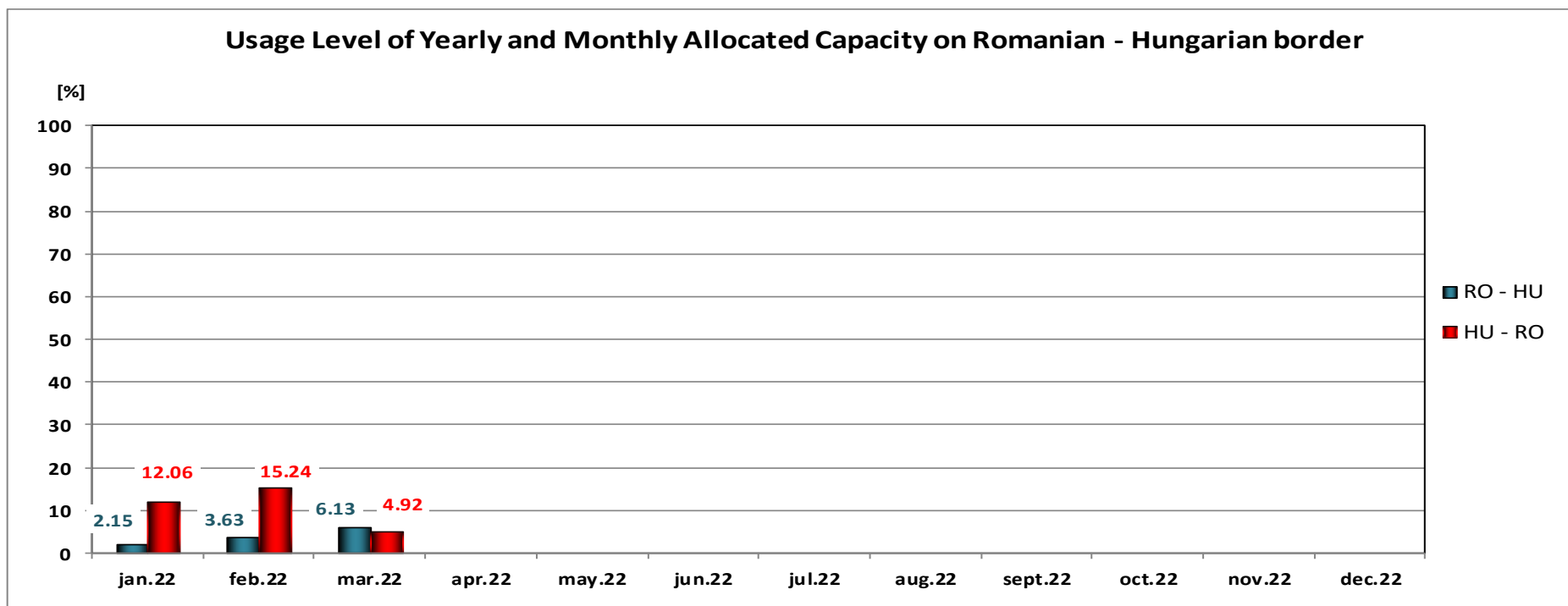
Note: In the table are presented the daily maximum hourly values.



Intraday Explicit Auctions Statistics

March 2022		Intraday Auctions		1	2	3	4	5	6	7	8	9	10	11	12	13	14	15	16	17	18	19	20	21	22	23	24	25	26	27	28	29	30	31	
Serbia Export	Maximum Number of Capacity Traders	0	0	0	0	0	0	0	0	0	0	0	0	0	0	0	0	0	0	0	0	0	0	0	0	0	0	0	0	0	0	0	0	0	0
	Maximum Number of Capacity Holders	-	-	-	-	-	-	-	-	-	-	-	-	-	-	-	-	-	-	-	-	-	-	-	-	-	-	-	-	-	-	-	-	-	-
Serbia Import	Maximum Number of Capacity Traders	0	0	0	0	0	0	0	0	0	0	0	0	0	0	0	0	0	0	0	0	0	0	0	0	0	0	0	0	0	0	0	0	0	0
	Maximum Number of Capacity Holders	-	-	-	-	-	-	-	-	-	-	-	-	-	-	-	-	-	-	-	-	-	-	-	-	-	-	-	-	-	-	-	-	-	-

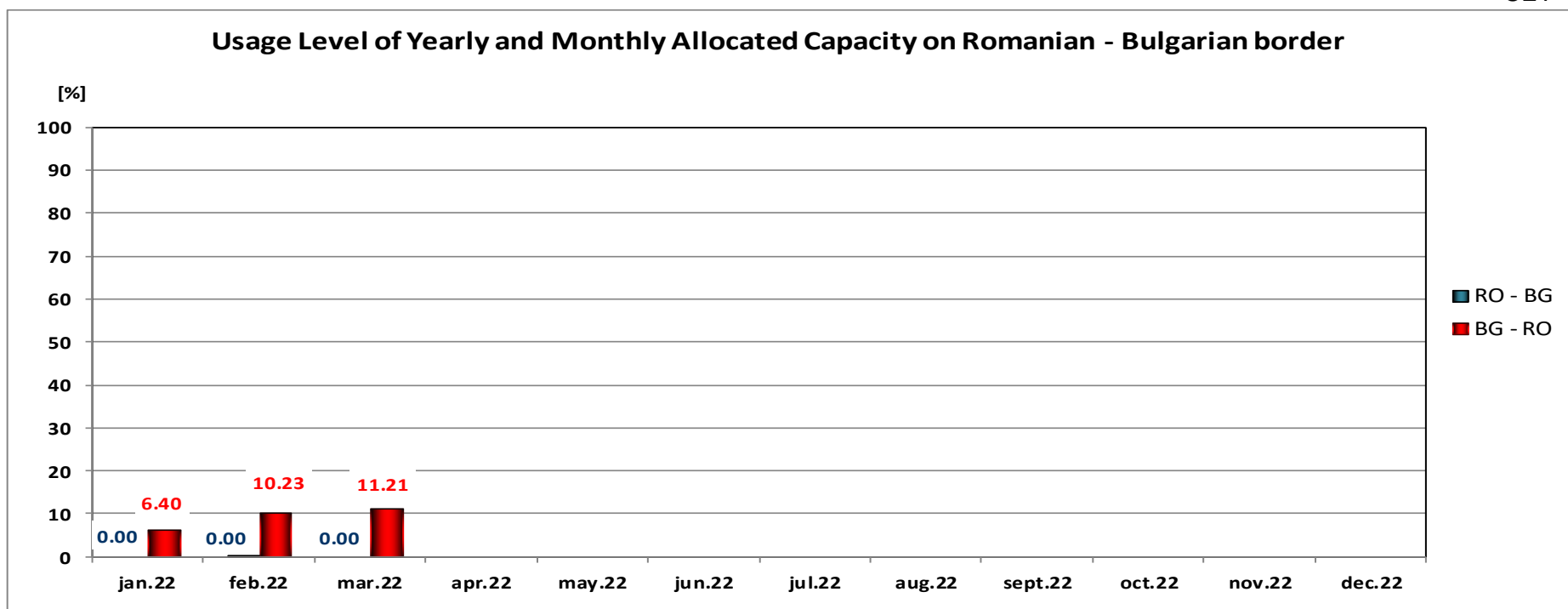
Note: In the table are presented the daily maximum hourly values.



Usage level of yearly and monthly allocated capacity was calculated as ratio between nominated capacity and sum of allocated capacity at yearly and monthly auctions after returns.

From the beginning of the year, the average values (arithmetic) of usage level are: 3.97% on export direction and 10.74% on import direction.

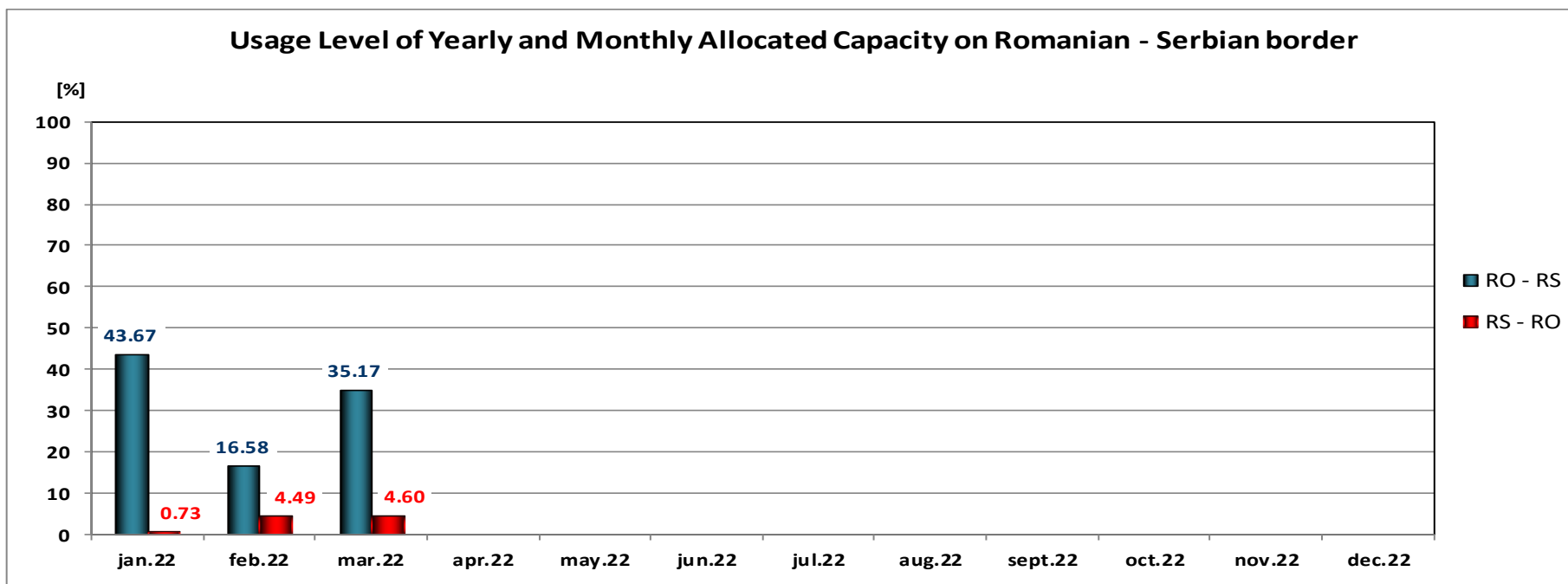
CET



Usage level of yearly and monthly allocated capacity was calculated as ratio between nominated capacity and sum of allocated capacity at yearly and monthly auctions after returns.

From the beginning of the year, the average values (arithmetic) of usage level are: 0% on export direction and 9.28% on import direction.

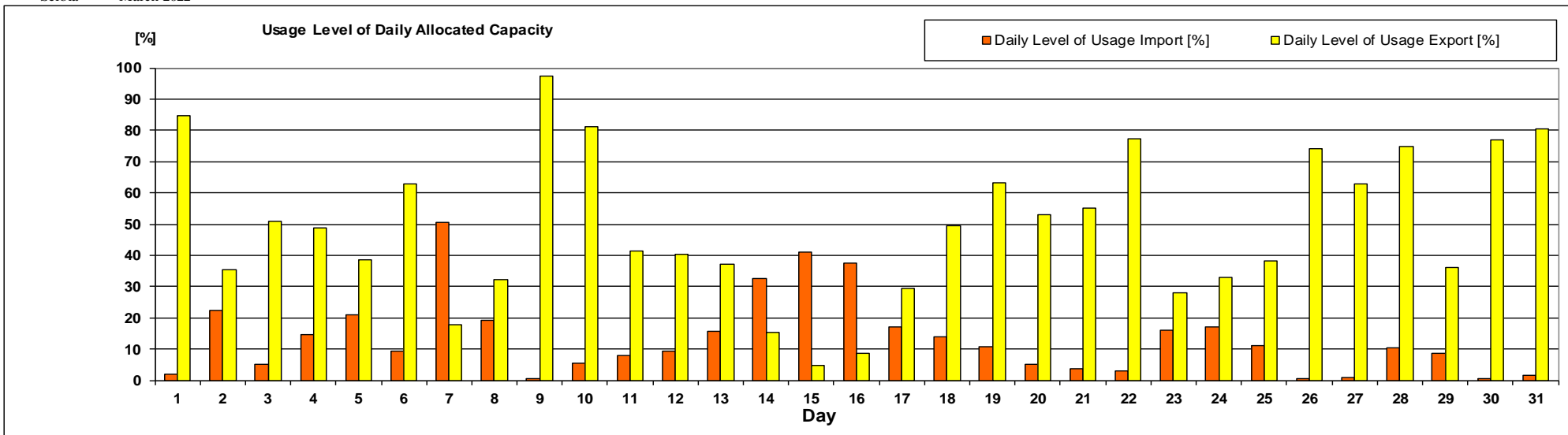
CET



Usage level of yearly and monthly allocated capacity was calculated as ratio between nominated capacity and sum of allocated capacity at yearly and monthly auctions after returns.

From the beginning of the year, the average values (arithmetic) of usage level are: 31.81% on export direction and 3.27% on import direction.

Serbia March 2022

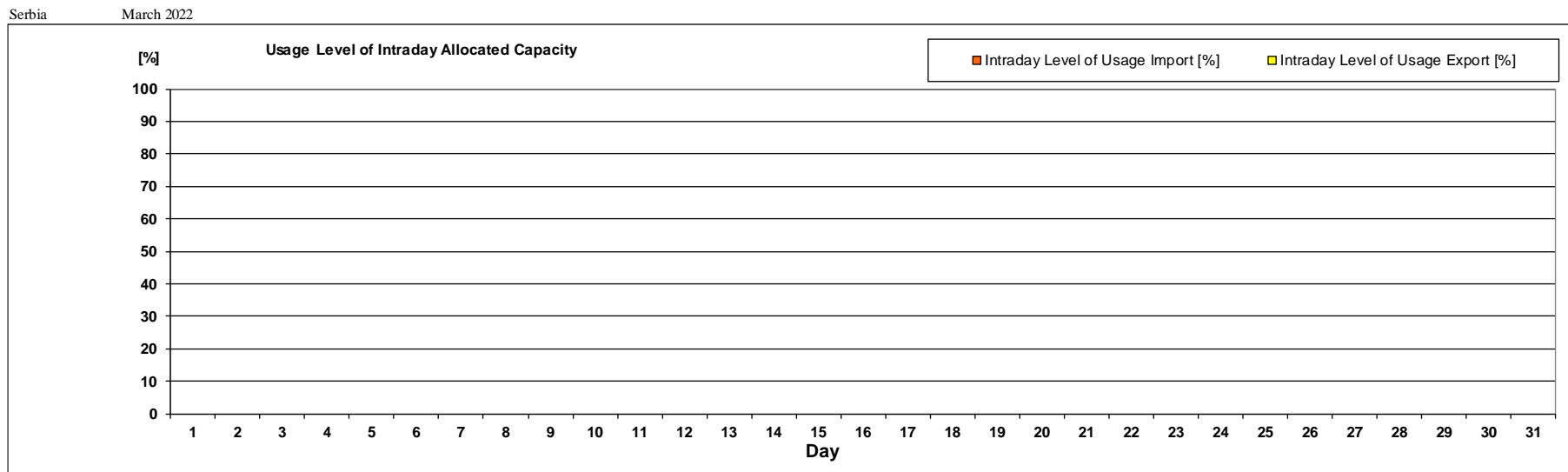


Daily Level of Usage [%]

March 2022	1	2	3	4	5	6	7	8	9	10	11	12	13	14	15	16	17	18	19	20	21	22	23	24	25	26	27	28	29	30	31
Import	1.96	22.46	5.08	14.48	20.92	9.34	50.48	19.03	0.69	5.58	8.10	9.25	15.67	32.56	41.15	37.33	17.25	13.78	10.89	4.98	3.65	3.01	15.85	17.04	11.19	0.56	0.94	10.48	8.71	0.59	1.74
Export	84.74	35.46	50.80	48.86	38.72	62.83	17.81	32.14	97.22	81.11	41.52	40.28	37.18	15.20	4.64	8.70	29.55	49.47	63.15	53.05	54.98	77.21	28.02	32.98	38.11	74.12	62.84	74.68	36.02	77.03	80.55

Level of usage of daily allocated capacity, calculated at monthly level, as ratio between sum of nominated daily capacities and sum of daily allocated capacities, has the following values:

- Import 11.74 [%]
- Export 43.00 [%]



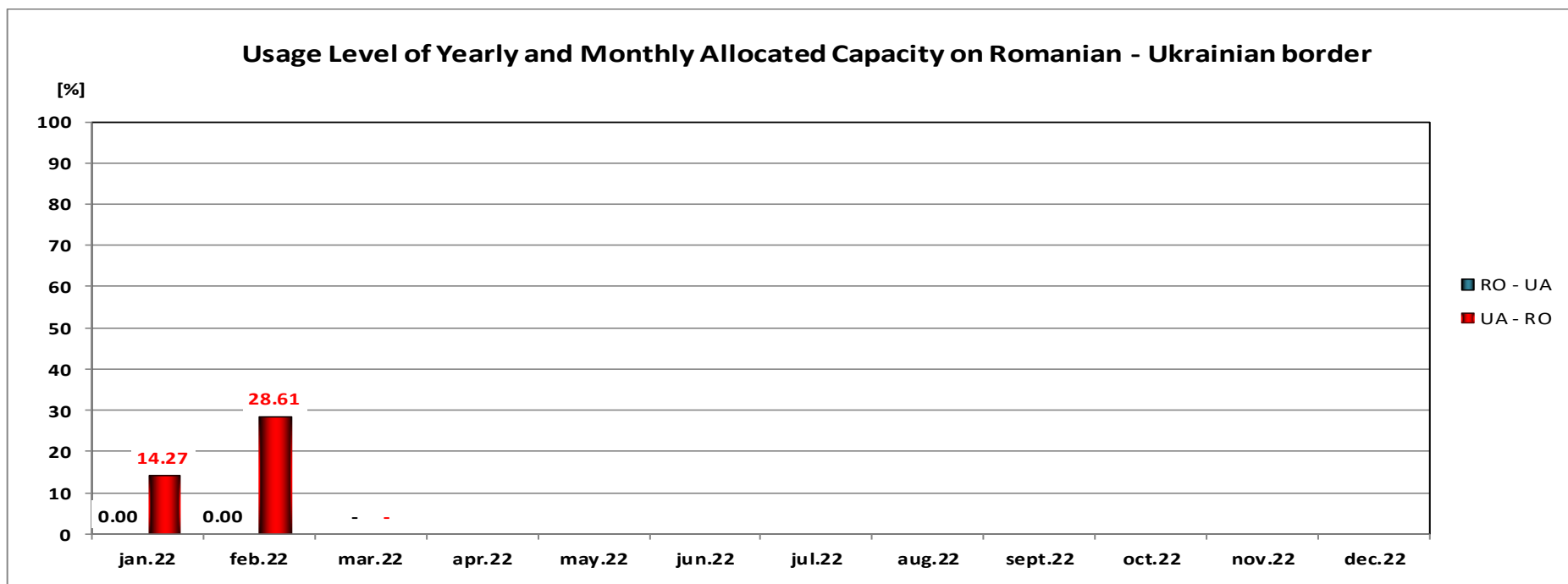
Intraday Level of Usage [%]

	1	2	3	4	5	6	7	8	9	10	11	12	13	14	15	16	17	18	19	20	21	22	23	24	25	26	27	28	29	30	31
March 2022	-	-	-	-	-	-	-	-	-	-	-	-	-	-	-	-	-	-	-	-	-	-	-	-	-	-	-	-	-	-	
Import	-	-	-	-	-	-	-	-	-	-	-	-	-	-	-	-	-	-	-	-	-	-	-	-	-	-	-	-	-	-	
Export	-	-	-	-	-	-	-	-	-	-	-	-	-	-	-	-	-	-	-	-	-	-	-	-	-	-	-	-	-	-	

Level of usage of intraday allocated capacity, calculated at monthly level, as ratio between sum of nominated intraday capacities and sum of intraday allocated capacities, has the following values:

- Import - [%] (no requested capacity)
- Export - [%] (no requested capacity)

CET



Usage level of yearly and monthly allocated capacity was calculated as ratio between nominated capacity and sum of allocated capacity at yearly and monthly auctions. Due to the conflict situation in the Ukraine, the NTC value was updated to 0 MW on the Ukrainian border and the allocated capacity rights were canceled on the Ukrainian border in March.

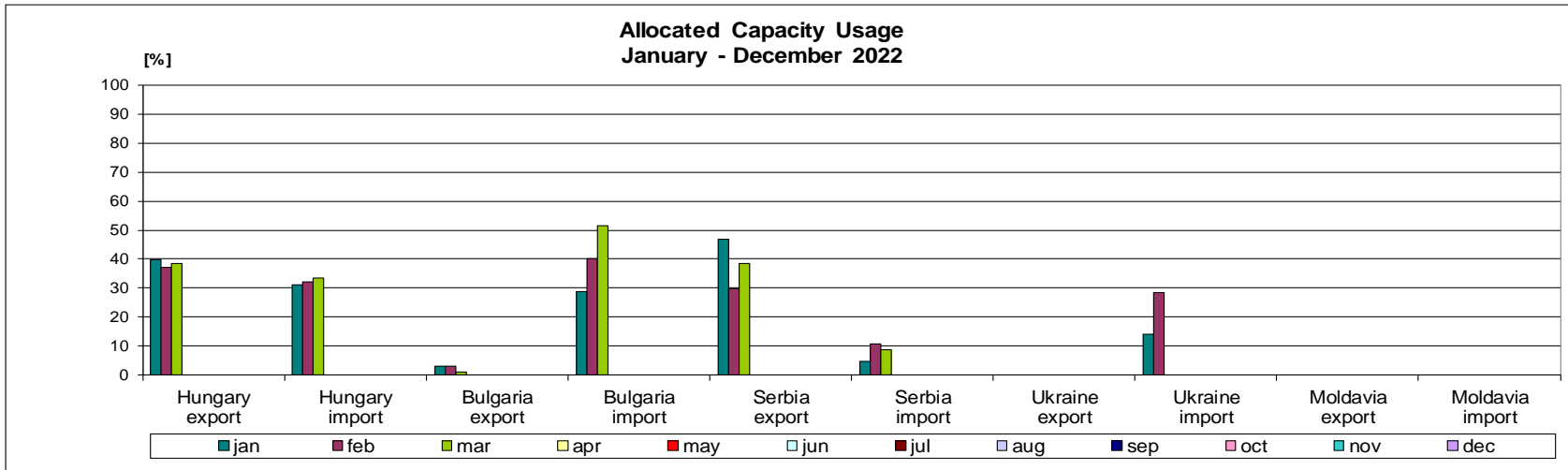
From the beginning of the year, the average values (arithmetic) of usage level are: 0% on export direction and 21.44% on import direction.

Market for Allocation of Cross-Border Capacities



Transelectrica®
Societate Administrată în Sistem Dualist

Usage level of capacity rights



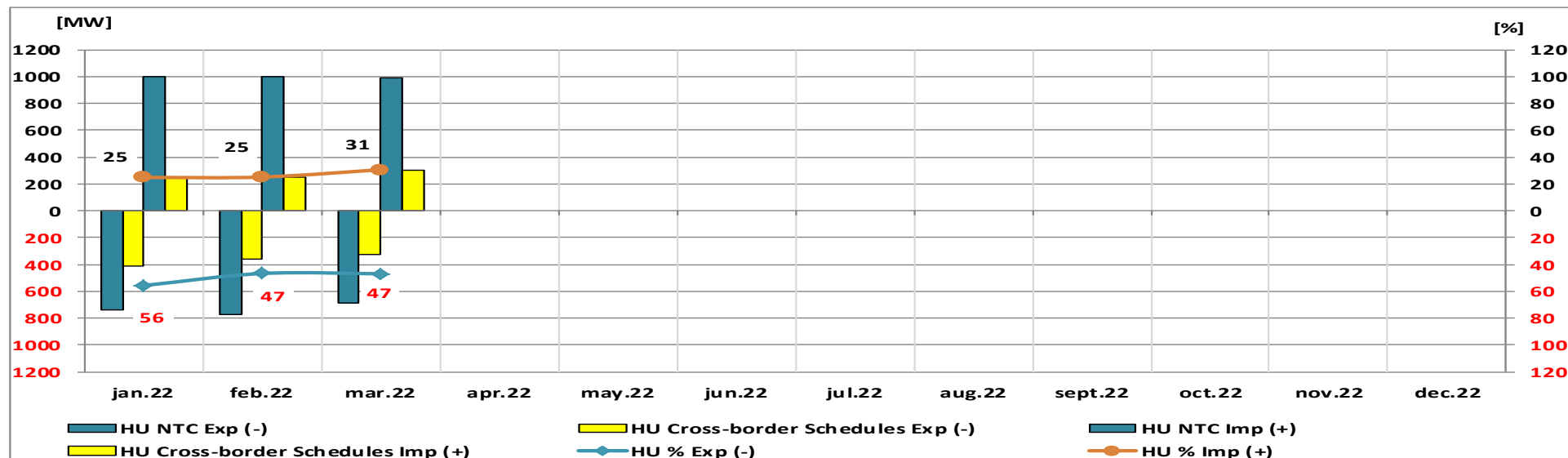
The level of usage of total capacity rights on one border and direction represent the percentage ratio between the energy associated with the commercial transactions, nominated during a month, and the energy associated with the total capacity rights.

[%]	Hungary export	Hungary import	Bulgaria export	Bulgaria import	Serbia export	Serbia import	Ukraine export	Ukraine import	Moldavia export	Moldavia import
jan	39.89	30.99	3.10	28.88	46.85	4.87	0.00	14.27	-	-
feb	37.21	32.04	3.08	40.31	29.92	10.93	0.00	28.61	-	-
mar	38.47	33.60	1.21	51.47	38.34	8.64	-	-	-	-
apr										
may										
jun										
jul										
aug										
sep										
oct										
nov										
dec										
average	38.53	32.21	2.47	40.22	38.37	8.15	0.00	21.44	-	-

In March 2022, it was noticed a low level of capacity usage. The highest level of usage was on import direction from Bulgaria. Due to the conflict situation in the Ukraine, the NTC value was updated to 0 MW on the Ukrainian border and the allocated capacity rights were canceled on the Ukrainian border in March, due to isolated operation of the Ukrainian power system.

Usage Level of NTC on Romanian – Hungarian border

CET



Hungary (monthly averages values, MW)	jan.22	feb.22	mar.22	apr.22	may.22	jun.22	jul.22	aug.22	sept.22	oct.22	nov.22	dec.22	sum
HU NTC Exp (-)	-735	-771	-688										-2195
HU Cross-border Schedules Exp (-)	-409	-360	-323										-1092
HU NTC Imp (+)	1000	1000	988										2988
HU Cross-border Schedules Imp (+)	249	252	303										804

The level of usage was calculated as ratio between total cross-border schedules (capacity nominated on long and short term) and NTC. From the beginning of the year, the average values (arithmetic) of usage level are: 49.73% on export direction and 26.91% on import direction.

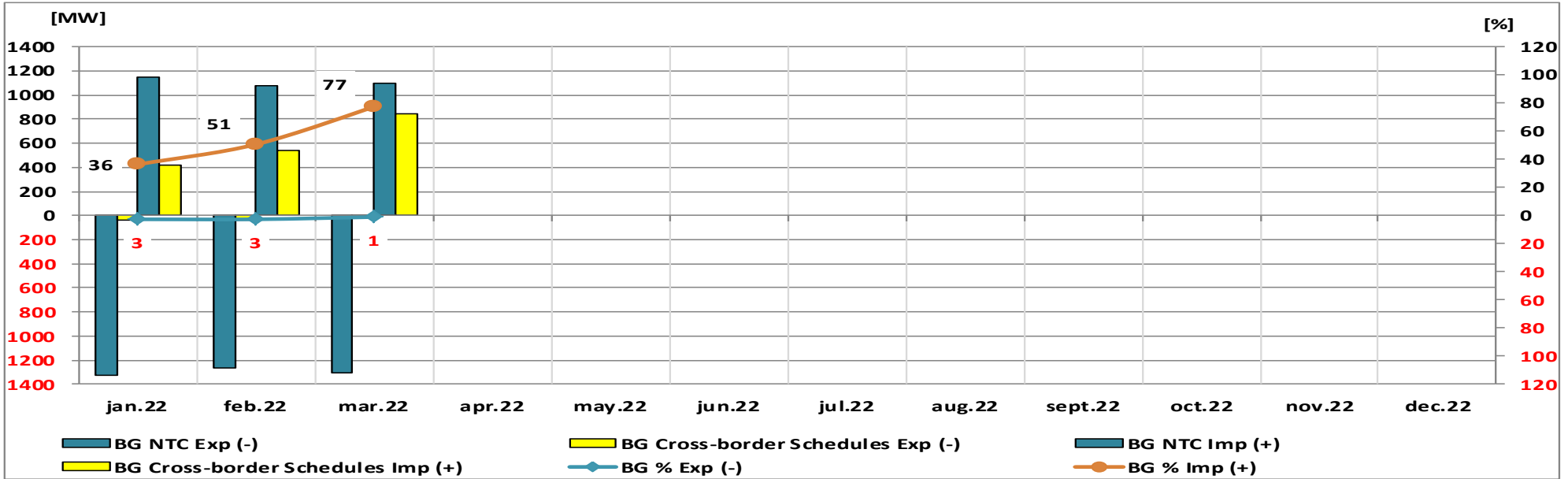


Transelectrica®
Societate Administrată în Sistem Dualist

Market for Allocation of Cross-Border Capacities

Usage Level of NTC on Romanian – Bulgarian border

CET



Bulgaria (monthly averages values, MW)	jan.22	feb.22	mar.22	apr.22	may.22	jun.22	jul.22	aug.22	sept.22	oct.22	nov.22	dec.22	sum
BG NTC Exp (-)	-1324	-1265	-1306										-3896
BG Cross-border Schedules Exp (-)	-35	-34	-13										-82
BG NTC Imp (+)	1149	1076	1094										3319
BG Cross-border Schedules Imp (+)	418	546	848										1811

The level of usage was calculated as ratio between total cross-border schedules (capacity nominated on long and short term) and NTC. From the beginning of the year, the average values (arithmetic) of usage level are: 2.12% on export direction and 54.85% on import direction.

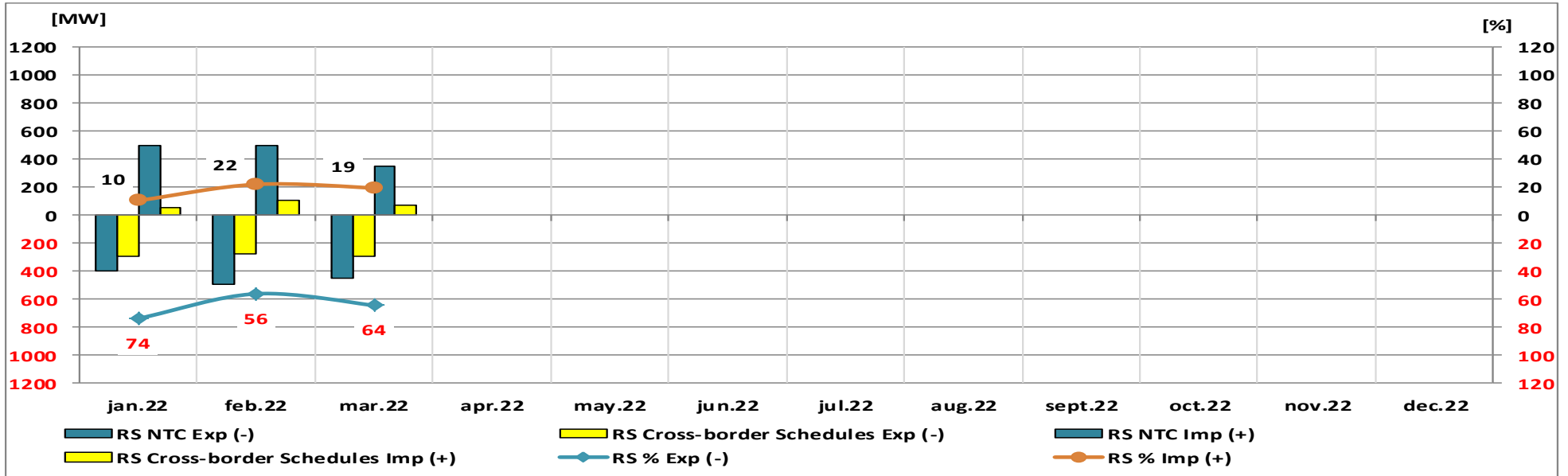


Transelectrica®
Societate Administrată în Sistem Dualist

Market for Allocation of Cross-Border Capacities

Usage Level of NTC on Romanian – Serbian border

CET



Serbia (monthly averages values, MW)	jan.22	feb.22	mar.22	apr.22	may.22	jun.22	jul.22	aug.22	sept.22	oct.22	nov.22	dec.22	sum
RS NTC Exp (-)	-400	-496	-451										-1347
RS Cross-border Schedules Exp (-)	-295	-278	-290										-863
RS NTC Imp (+)	500	500	352										1352
RS Cross-border Schedules Imp (+)	52	110	69										231

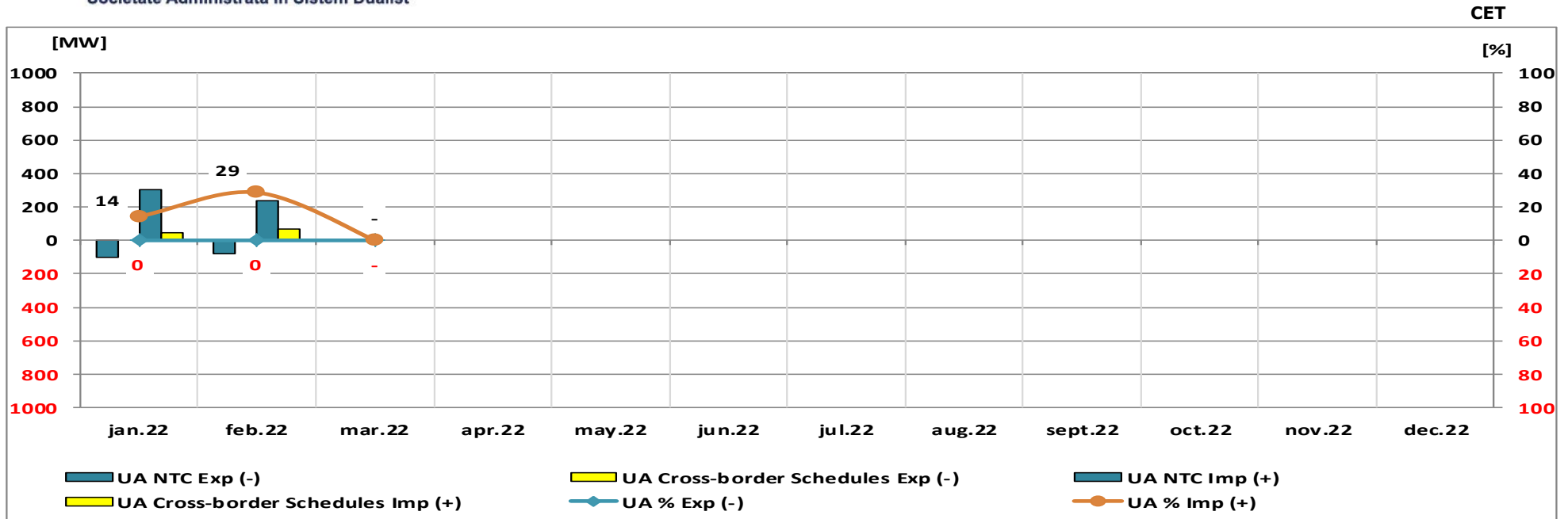
The level of usage was calculated as ratio between total cross-border schedules (capacity nominated on long and short term) and NTC. From the beginning of the year, the average values (arithmetic) of usage level are: 64.73% on export direction and 17.36% on import direction.



Transelectrica®
Societate Administrată în Sistem Dualist

Market for Allocation of Cross-Border Capacities

Usage Level of NTC on Romanian – Ukrainian border



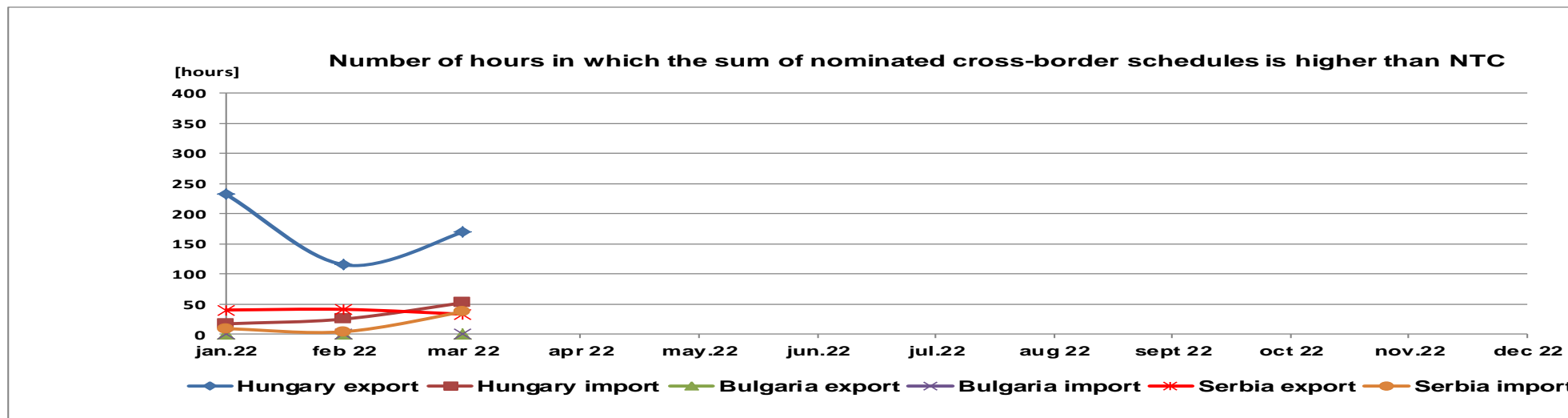
Ukraine (monthly averages values, MW)	jan.22	feb.22	mar.22	apr.22	may.22	jun.22	jul.22	aug.22	sept.22	oct.22	nov.22	dec.22	sum
UA NTC Exp (-)	-100	-79	-										-179
UA Cross-border Schedules Exp (-)	0	0	-										0
UA NTC Imp (+)	300	236	-										536
UA Cross-border Schedules Imp (+)	43	67	-										110

The level of usage was calculated as ratio between total cross-border schedules (capacity nominated on long and short term) and NTC. From the beginning of the year, the average values (arithmetic) of usage level are: 0% on export direction and 21.44% on import direction. Due to the conflict situation in the Ukraine, the NTC value was updated to 0 MW on the Ukrainian border and the allocated capacity rights were canceled on the Ukrainian border in March, due to isolated operation of the Ukrainian power system.



Maximization of NTC Usage

CET



Number of hours	jan.22	feb.22	mar.22	apr.22	may.22	jun.22	jul.22	aug.22	sept.22	oct.22	nov.22	dec.22
Hungary export	232	115	169									
Hungary import	17	25	52									
Bulgaria export	0	0	0									
Bulgaria import	0	0	0									
Serbia export	40	41	33									
Serbia import	9	4	37									

By making efficient use of the interconnection (applying “netting” principle in daily and intra-day offered capacity calculation) there are some hours in which sum of nominated cross-border schedules is higher than the NTC.

Market for Allocation of Cross-Border Capacities



Market indicators (C1, C3, HHI) on auction type and total values per border direction

March 2022

Border	Auction												Total		
	Yearly			Monthly			Daily			Intraday			C1 [%]	C3 [%]	HHI
	C1 [%]	C3 [%]	HHI	C1 [%]	C3 [%]	HHI	C1 [%]	C3 [%]	HHI	C1 [%]	C3 [%]	HHI			
<i>Hungary import</i>	28.57	52.86	1414	32.89	53.42	1570	-	-	-	-	-	-	17.12	46.30	983
<i>Hungary export</i>	14.29	40.00	992	30.00	71.50	2016	-	-	-	-	-	-	13.64	35.09	795
<i>Bulgaria import</i>	40.00	69.00	2178	22.50	52.50	1315	-	-	-	-	-	-	23.11	50.67	1234
<i>Bulgaria export</i>	20.00	41.00	935	16.67	47.50	1089	-	-	-	-	-	-	14.55	39.09	816
<i>Serbia import</i>	35.20	85.20	2720	53.55	86.95	3517	29.48	61.31	1777	-	-	-	16.67	44.54	1075
<i>Serbia export</i>	44.40	78.00	2733	45.00	64.50	2423	32.48	65.02	1882	-	-	-	26.57	54.65	1341
<i>Ukraine import</i>	-	-	-	41.20	68.57	2278	-	-	-	-	-	-	41.20	68.57	2278
<i>Ukraine export</i>	-	-	-	55.56	100.00	4074	-	-	-	-	-	-	55.56	100.00	4074
<i>Moldavia import</i>	-	-	-	-	-	-	-	-	-	-	-	-	-	-	-

Note:

- On the Hungarian border implicit daily allocation is organized through the market coupling mechanism of day-ahead electricity markets (CZ-SK-HU-RO starting with 20.11.2014, respectively integration in Single Day-Ahead Market Coupling (SDAC) starting with 18.06.2021) and implicit intraday allocation is organized as a result of the integration of Romanian intraday market in SIDC-Single Intra-Day Market (starting with 20.11.2019).
- On the Bulgarian border implicit intraday allocation is organized as a result of the integration of Romanian intraday market in SIDC (Single Intra-Day Market) (starting with 20.11.2019) and implicit daily allocation is organized as a result of the integration in Single Day-Ahead Market Coupling (SDAC) (starting with 28.10.2021).



Email: Monitorizare.Piata@transelectrica.ro

Fax: 021 3035630