



Transelectrica®
Societate Administrată în Sistem Dualist

MARKET MONITORING REPORT

Market for Allocation of Cross-Border Capacities

June 2022



- ANRE - Romanian Energy Regulatory Authority
- HHI - Herfindahl-Hirschman Index
- BRP - Balance Responsible Party
- BM - Balancing Market
- DAM - Day Ahead Market
- TSO - Transmission System Operator
- DU – Dispatchable Unit
- PN – Physical Notification
- NDC - National Dispatching Center
- C1 – The market share of the largest market participant
- C3 – Total market share of top 3 market participants
- NPS – Minimum number of residual generators
- TTC – Total Transfer Capacity
- NTC – Net Transfer Capacity
- ATC – Available Transfer Capacity

Transelectrica, the Romanian Transmission System Operator, operates and monitors the activity of 3 types of markets: Balancing Market, Ancillary Services Market and Market for Allocation of Cross-Border Capacities.

Using the records from the markets data base, Transelectrica prepares daily, weekly and monthly monitoring reports. A part of the data included in these reports (those data which are not confidential) is published on the website **www.transelectrica.ro**



- For year 2022 :
 - ✓ on the Bulgarian border, the daily allocation is of implicit type as a result of the integration of RO – BG border in Single Day-Ahead Market Coupling (SDAC). In case of decoupling, the Joint Allocation Office (JAO) is the organizer of the explicit daily auctions (shadow auctions) for RO – BG border. Implicit intraday allocation with continuous trading is organized on the Bulgarian border, as a result of the integration of Romanian intraday market in SIDC (Single Intra-Day Market). In the event of decoupling, no explicit intraday auctions are organized on RO – BG border.
 - ✓ on the Hungarian border, the daily allocation is of implicit type as a result of the integration of RO – HU border in Single Day-Ahead Market Coupling (SDAC). Starting with 08.06.2022 (for the delivery day 09.06.2022) the Flow - Based Day - Ahead Market Coupling was launched across the whole Core region (including the RO – HU border), thus optimizing the energy exchange between the bidding zones within the region. In case of decoupling, the Joint Allocation Office (JAO) is the organizer of the explicit daily auctions (shadow auctions) for RO-HU border. Implicit intraday allocations are held with continuous trading, as a result of the integration of Romanian intraday market in SIDC (Single Intra-Day Market). On this border the 15 minutes cross-border product is available. In the event of decoupling, no explicit intraday auctions are organized on RO – HU border.
 - ✓ on the Serbian border, the bilateral coordinated allocation is done for 100% of total capacity: daily auctions are held by EMS (Serbia) and long term and intraday auctions are held by Transelectrica. The intraday allocation is done in six auction sessions for time intervals: 00:00-04:00, 04:00-08:00, 08:00-12:00, 12:00-16:00, 16:00-20:00, 20:00-00:00 CET.
 - ✓ *UIOSI („use it or sell it”)* principle is applied on Hungarian, Bulgarian and Serbian borders. The “netting” principle is applied to NTC based daily and intraday allocation.
 - ✓ the long term auctions on Hungarian and Bulgarian borders are held by Joint Allocation Office (JAO) based on Allocation Rules for Forward Capacity Allocation (HAR) and border specific Annex. On these borders it is applied:
 - ✓ reservation of a percentage of interconnection capacity for short term auction, offered capacity being calculated as 80% of the minimum of available capacities of all periods of the month.



- Following the successful synchronization of the Ukrainian and Moldavian power systems with the Continental European Power System (on 16.03.2022) and the acceptance of Ukrenergo as an observer member of ENTSO-E (on 26.04.2022), the daily capacity allocation on the Ukrainian – Romanian border was launched on 29.06.2022 for the delivery day 30.06.2022. AT the beginning, the total commercial capacity will be up to 100 MW, but it is expected to gradually increase after assessing the exchanged volumes impact over the stability and security of the interconnected power system. The commercial transactions on the other interconnections (Ukraine – Slovakia, Ukraine – Hungary and Republic of Moldova – Romania) will begin at a later stage, after concluding the auction rules. Long term auctions are currently suspended on the Ukrainian – Romanian border.
- Transelectrica's auctions are held on Damas platform, with euro currency trading;
- On Romanian – Bulgarian, Romanian – Serbian and Romanian – Hungarian borders, the physical transmission rights are used in accordance with „m:n” nomination principle, for all time horizons;
- Daily auction results on the Serbian border (auction prices, allocated capacities) are provided by the Serbian TSO and long term auction results on the Hungarian and Bulgarian borders are provided by JAO;
- The intraday allocation is done in six auction sessions for time intervals: 00:00-04:00, 04:00-08:00, 08:00-12:00, 12:00-16:00, 16:00-20:00, 20:00-00:00 CET.
- Monthly auctions for June were held as:
 - ✓ import/export Hungary, import/export Bulgaria*, during the period 01 – 30.06.2022;
 - ✓ import Serbia, during the periods 01 – 14.06.2022; 15 – 19.06.2022; 20 – 26.06.2022; 27 – 30.06.2022;
 - ✓ export Serbia, during the periods 01 – 03.06.2022; 04 – 05.06.2022; 06 – 14.06.2022; 15 – 19.06.2022; 20 – 24.06.2022; 25 - 26.06.2022; 27 – 28.06.2022;
- On export direction to Serbia, the available capacity was zero during the period 29 – 30.06.2022, due to the allocation of the entire capacity on the yearly auctions.

* according to the allocation rules, monthly offered capacity was calculated taking into account the minimum of NTC's monthly values.

Monthly auction Results of 01 – 30 June 2022

	Prices [euro/MWh]	Capacities [MW]								
	Results	TTC	NTC	ATC	AAC	Reserved	Offered	Requested	Alocated	Final Rights*
Hungary export 01 - 30 June 2022	5.85	800	700	350	350	0	280	3494	280	630
Hungary import 01 - 30 June 2022	1.69	800	700	350	350	75	355	3444	355	630
Bulgaria export 01 - 14 June 2022	0.42	1000	900	400	500	0	320	3087	320	820
15 - 30 June 2022	0.42	1350	1250	750	500	0	320	3087	320	820
Bulgaria import 01 - 14 June 2022	5.00	1000	900	400	500	0	320	3236	320	820
15 - 19 June 2022	5.00	1600	1500	1000	500	0	320	3236	320	820
20 - 30 June 2022	5.00	1350	1250	750	500	0	320	3236	320	820

Notes:

ATC values on Hungarian and Bulgarian borders are calculated before the reservation of capacity. Offered capacity includes reservation and returned capacity.

Requested = requested capacity that remains after automatic rejection of the offers with credit limit exceeded

Final rights = monthly allocated capacity + yearly allocated capacity after returns and withdrawals.



Transelectrica®
Societate Administrată în Sistem Dualist

Market for Allocation of Cross-Border Capacities

Monthly auction Results of 01 – 30 June 2022

	Prices [euro/MWh]	Capacities [MW]								
	Results	TTC	NTC	ATC	AAC	Reserved	Offered	Requested	Allocated	Final Rights*
Serbia export										
01 - 03 June 2022	4.30	400	300	50	250	-	50	357	50	300
04 - 05 June 2022	2.17	500	400	150	250	-	150	539	150	400
06 - 14 June 2022	4.14	400	300	50	250	-	50	312	50	300
15 - 19 June 2022	2.69	450	350	100	250	-	100	442	100	350
20 - 24 June 2022	4.14	400	300	50	250	-	50	313	50	300
25 - 26 June 2022	1.44	600	500	250	250	-	250	666	250	500
27 - 28 June 2022	2.10	550	450	200	250	-	200	626	200	450
29 - 30 June 2022	-	350	250	0	250	-	0	-	-	250
Serbia import										
01 - 14 June 2022	0.56	400	300	50	250	-	50	314	50	300
15 - 19 June 2022	0.16	700	600	350	250	-	350	659	350	600
20 - 26 June 2022	0.22	650	550	300	250	-	300	649	300	550
27 - 30 June 2022	0.13	700	600	350	250	-	350	649	350	600
Ukraine export										
01 - 30 June 2022	-	0	0	-	-	-	-	-	-	-
Ukraine import										
01 - 30 June 2022	-	0	0	-	-	-	-	-	-	-
Moldavia export										
01 - 30 June 2022	-	-	-	-	-	-	-	-	-	-
Moldavia import										
01 - 30 June 2022	-	-	-	-	-	-	-	-	-	-
RO_Vulcanesti										
01 - 30 June 2022	-	-	-	-	-	-	-	-	-	-
RO_Costesti										
01 - 30 June 2022	-	-	-	-	-	-	-	-	-	-
RO_Cioara										
01 - 30 June 2022	-	-	-	-	-	-	-	-	-	-

Notes:

Requested = requested capacity that remains after automatic rejection of the offers with credit limit exceeded

Final rights = monthly allocated capacity + yearly allocated capacity after returns and withdrawals.

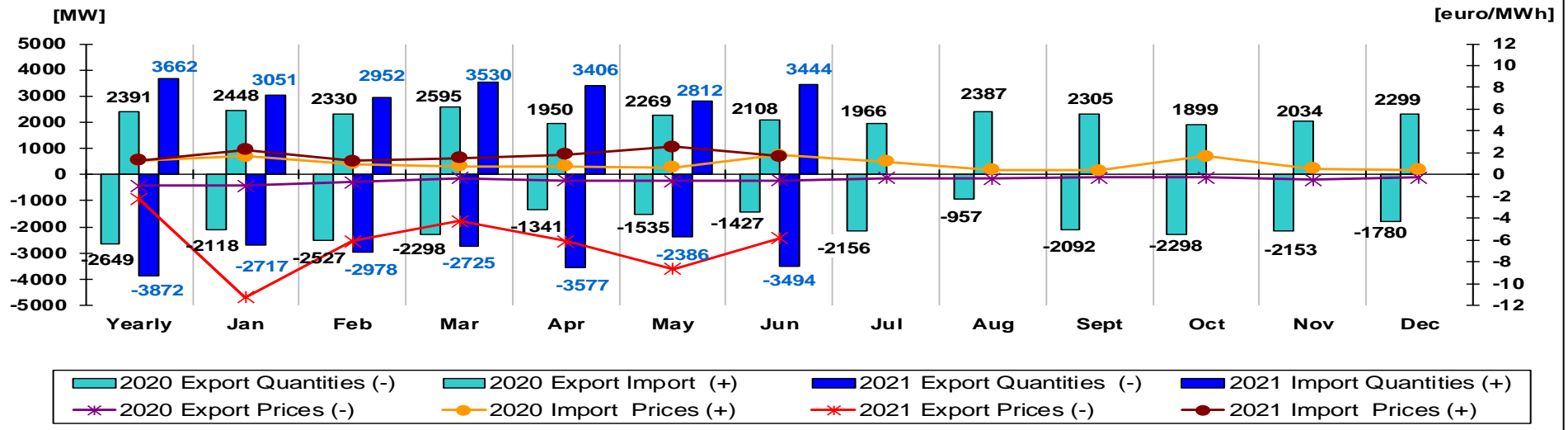


Transelectrica®

Societate Administrată în Sistem Dualist

Market for Allocation of Cross-Border Capacities

Weighted average of requested capacities correlated with auction clearing price (weighted with allocated capacities) on Hungarian border



Border	Yearly	Jan. 22	Feb.22	Mar.22	Apr.22	May 22	Jun. 22	Jul. 22	Aug. 22	Sept. 22	Oct. 22	Nov.22	Dec. 22
Hungary export	2.27	11.27	6.11	4.26	6.10	8.66	5.85						
Hungary import	1.28	2.29	1.23	1.50	1.82	2.56	1.69						

Border	Yearly	Jan. 21	Feb.21	Mar.21	Apr.21	May 21	Jun. 21	Jul. 21	Aug. 21	Sept. 21	Oct. 21	Nov.21	Dec. 21
Hungary export	1.03	1.05	0.72	0.33	0.54	0.58	0.53	0.33	0.40	0.25	0.25	0.49	0.29
Hungary import	1.28	1.67	0.96	0.78	0.77	0.64	1.77	1.18	0.43	0.38	1.67	0.55	0.44

- Compared with previous year, in June 2022 there was a significant increase in the auction price on export direction, while offered capacity did not vary and requested capacity was higher. On import direction, monthly auction price slightly decreased compared with similar period of previous year, while offered capacity and requested capacity were higher.

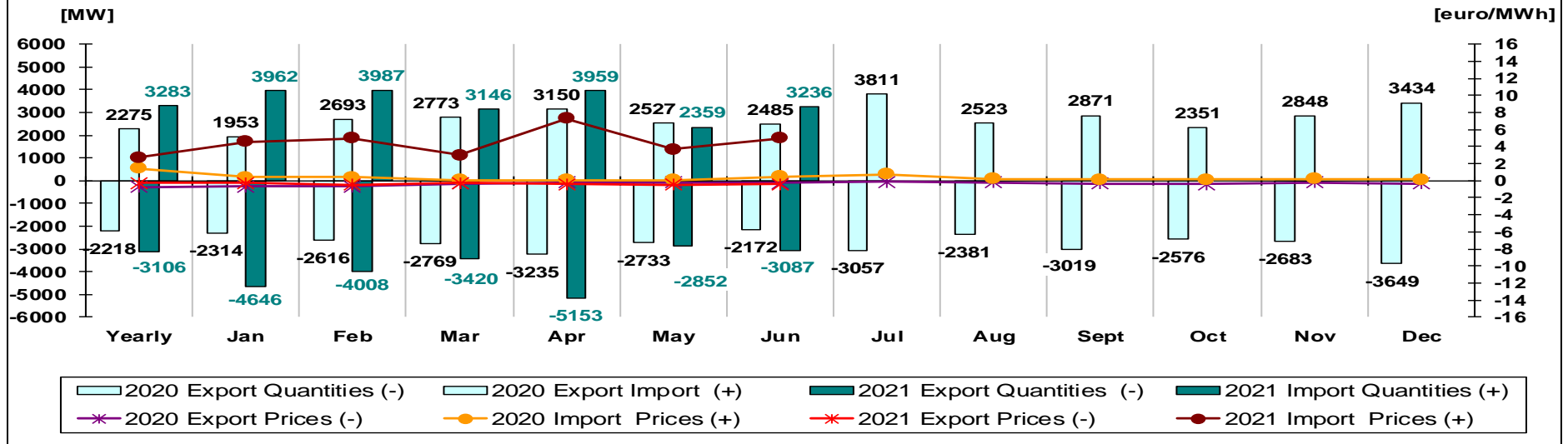
Market for Allocation of Cross-Border Capacities



Transelectrica®

Societate Administrată în Sistem Dualist

Weighted average of requested capacities correlated with auction clearing price (weighted with allocated capacities) on Bulgarian border



Border	Yearly	Jan. 22	Feb.22	Mar.22	Apr.22	May 22	Jun. 22	Jul. 22	Aug. 22	Sept. 22	Oct. 22	Nov.22	Dec. 22
Bulgaria export	0.30	0.29	0.49	0.28	0.41	0.50	0.42						
Bulgaria import	2.71	4.56	5.00	3.02	7.29	3.69	5.00						

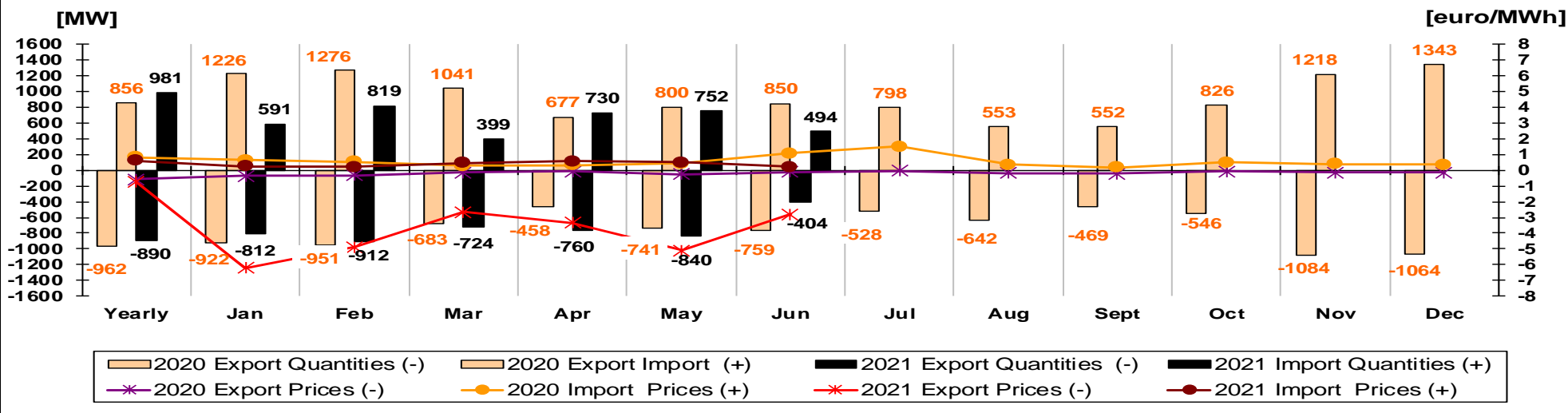
Border	Yearly	Jan. 21	Feb.21	Mar.21	Apr.21	May 21	Jun. 21	Jul. 21	Aug. 21	Sept. 21	Oct. 21	Nov.21	Dec. 21
Bulgaria export	0.77	0.71	0.68	0.35	0.18	0.19	0.25	0.14	0.20	0.33	0.38	0.18	0.32
Bulgaria import	1.43	0.41	0.40	0.09	0.07	0.09	0.51	0.73	0.24	0.14	0.12	0.21	0.14

- Compared with previous year, in June 2022 the auction price slightly increased on export direction, while offered capacity was lower and requested capacity was higher. On import direction, monthly auction price significantly increased compared with similar period of previous year, while offered capacity was lower and requested capacity was higher.

Market for Allocation of Cross-Border Capacities



Weighted average of requested capacities correlated with auction clearing price (weighted with allocated capacities) on Serbian border



Border	Yearly	Jan. 22	Feb.22	Mar.22	Apr.22	May 22	Jun. 22	Jul. 22	Aug. 22	Sept. 22	Oct. 22	Nov.22	Dec. 22
Serbia export	0.74	6.20	4.87	2.67	3.34	5.08	2.78						
Serbia import	0.60	0.25	0.21	0.48	0.56	0.50	0.22						

Border	Yearly	Jan. 21	Feb.21	Mar.21	Apr.21	May 21	Jun. 21	Jul. 21	Aug. 21	Sept. 21	Oct. 21	Nov.21	Dec. 21
Serbia export	0.56	0.36	0.32	0.13	0.07	0.24	0.12	0.05	0.16	0.22	0.07	0.16	0.13
Serbia import	0.82	0.66	0.52	0.29	0.32	0.43	1.08	1.50	0.35	0.17	0.51	0.41	0.37

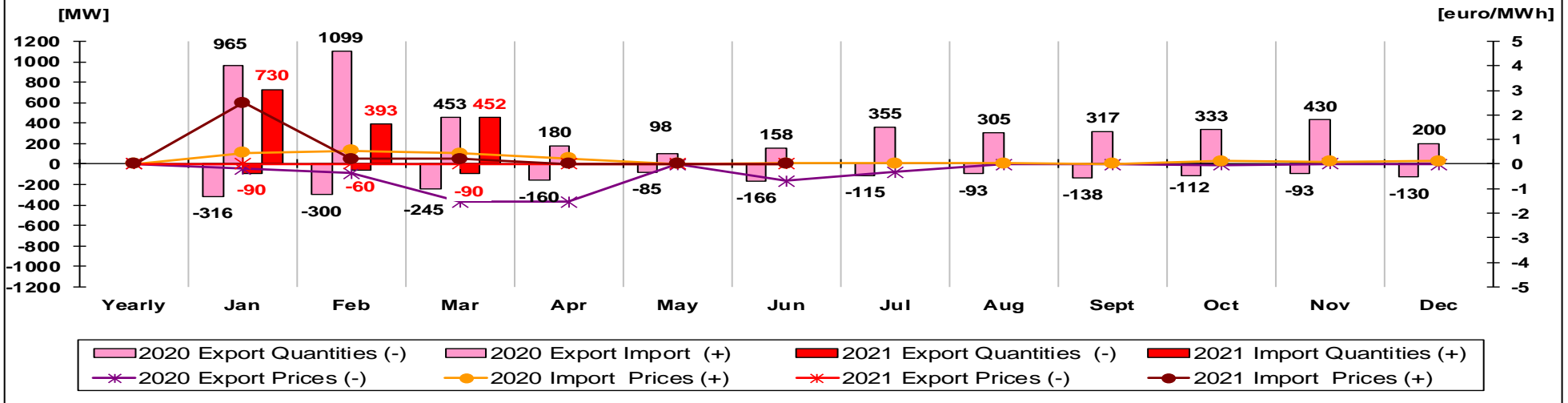
- Compared with previous year, in June 2022 the auction price increased on export direction, while offered capacity and requested capacity were lower. On import direction monthly auction price was still low, while offered capacity slightly increased and requested capacity was lower than last year.



Transelectrica®
Societate Administrată în Sistem Dualist

Market for Allocation of Cross-Border Capacities

Weighted average of requested capacities correlated with auction clearing price (weighted with allocated capacities) on Ukrainian border



Border	Yearly	Jan. 22	Feb.22	Mar.22	Apr.22	May 22	Jun. 22	Jul. 22	Aug. 22	Sept. 22	Oct. 22	Nov.22	Dec. 22
Ukraine export	-	0.00	0.00	0.00	-	-	-	-	-	-	-	-	-
Ukraine import	-	2.50	0.20	0.22	-	-	-	-	-	-	-	-	-

Border	Yearly	Jan. 21	Feb.21	Mar.21	Apr.21	May 21	Jun. 21	Jul. 21	Aug. 21	Sept. 21	Oct. 21	Nov.21	Dec. 21
Ukraine export	-	0.20	0.37	1.55	1.55	0.02	0.69	0.32	0.01	0.02	0.04	0.00	0.02
Ukraine import	-	0.45	0.55	0.44	0.23	0.02	0.03	0.02	0.02	0.02	0.12	0.09	0.11

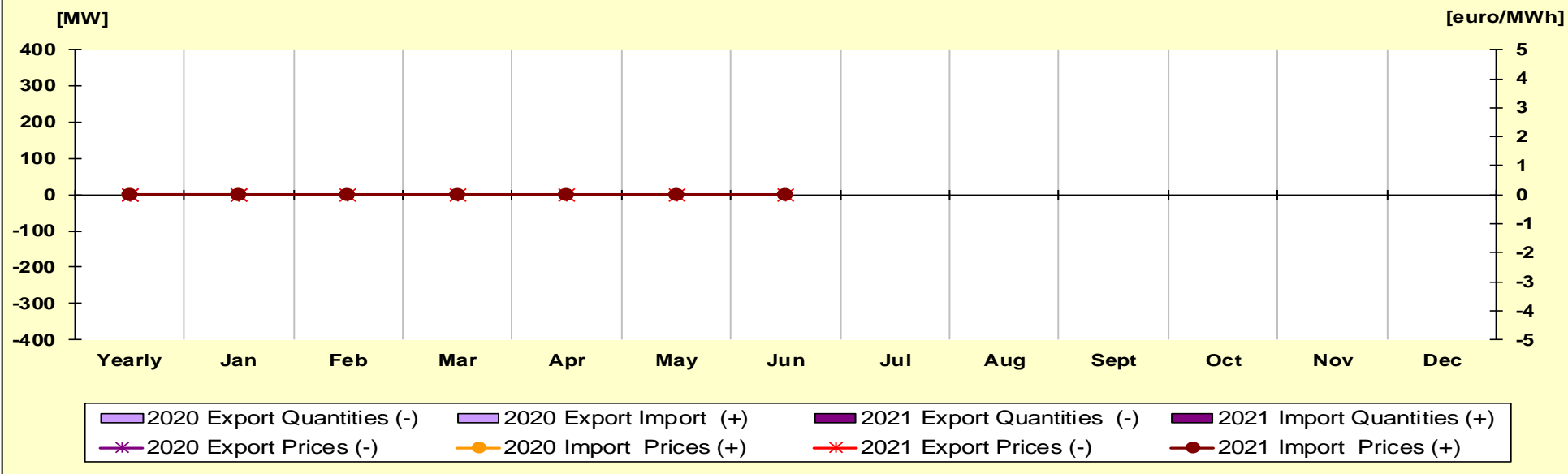
Note: Monthly auctions are currently suspended on Ukrainian border.

Market for Allocation of Cross-Border Capacities



Transelectrica®
Societate Administrată în Sistem Dualist

Weighted average of requested capacities correlated with auction clearing price (weighted with allocated capacities) on Moldavian border



Border	Yearly	Jan. 22	Feb.22	Mar.22	Apr.22	May 22	Jun. 22	Jul. 22	Aug. 22	Sept. 22	Oct. 22	Nov.22	Dec. 22
Moldavia export	-	-	-	-	-	-	-						
Moldavia import	-	-	-	-	-	-	-						

Border	Yearly	Jan. 21	Feb.21	Mar.21	Apr.21	May 21	Jun. 21	Jul. 21	Aug. 21	Sept. 21	Oct. 21	Nov.21	Dec. 21
Moldavia export	-	-	-	-	-	-	-	-	-	-	-	-	-
Moldavia import	-	-	-	-	-	-	-	-	-	-	-	-	-

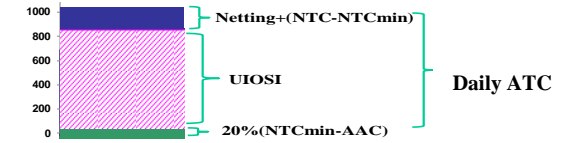


Transelectrica[®]
Societate Administrată în Sistem Dualist

Market for Allocation of Cross-Border Capacities

Daily Implicit Auctions on Romanian – Hungarian border

Reserved Capacity [MW] average value		Unused Capacity [MW] average value	
RO-HU	HU-RO	RO-HU	HU-RO
70	70	629	601



Hungary June 2022



Note: starting from 08.06.2022 (for the delivery day 09.06.2022) Day - Ahead Flow - Based Market Coupling was launched in the Core region, in the graph being presented only the UIOSI and reserved capacity

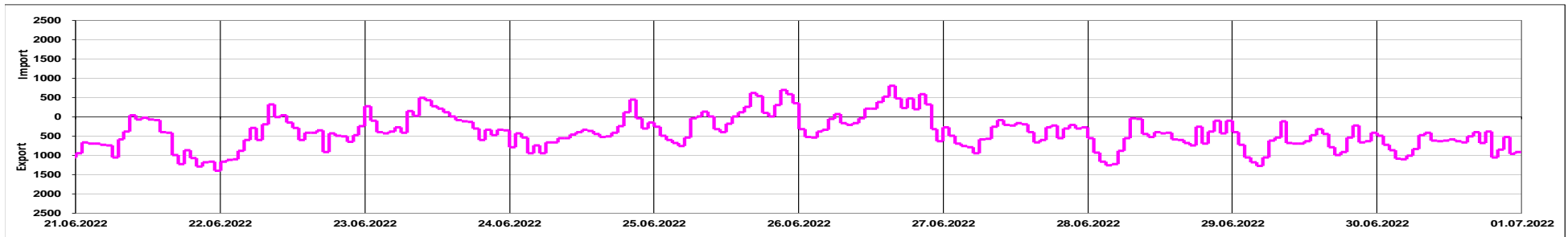
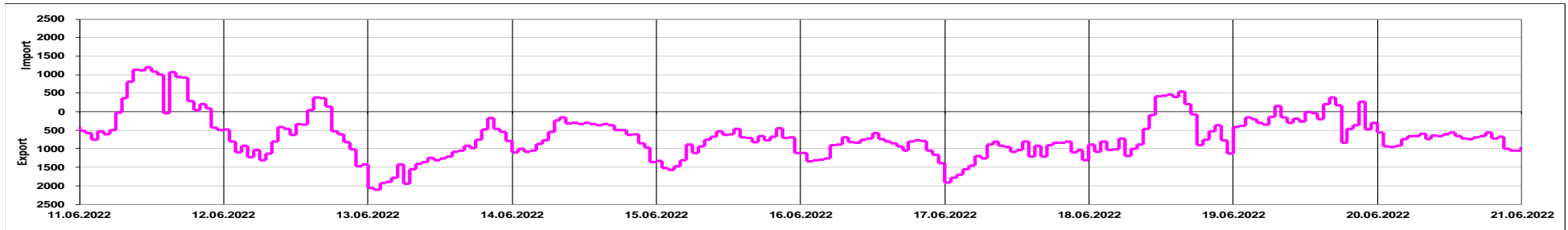
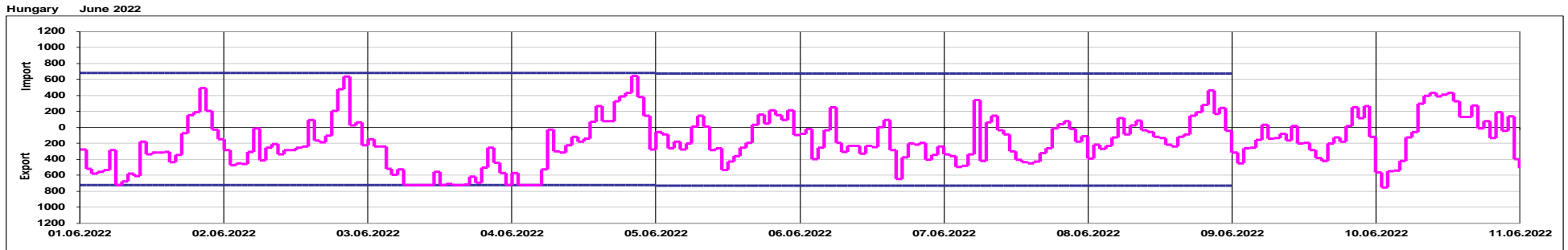


Transelectrica®
Societate Administrată în Sistem Dualist

Market for Allocation of Cross-Border Capacities

Daily Implicit Auctions on Romanian – Hungarian border

Note: starting from 08.06.2022 (for the delivery day 09.06.2022) Day-Ahead Flow-Based Market Coupling was launched in the Core region, in the graph being presented only the net position



Offered Capacity on Daily Auction [MW]

Net Position Border RO – HU [MW]

Public

Market for Allocation of Cross-Border Capacities

Daily Implicit Auctions on Romanian – Hungarian border

Transelectrica®

Societate Administrată în Sistem Dualist

DAM Prices RO [Euro/MWh]

Day	1	2	3	4	5	6	7	8	9	10	11	12	13	14	15	16	17	18	19	20	21	22	23	24	Max
1	220.00	207.45	199.09	182.53	182.28	198.95	220.41	249.68	246.36	228.82	211.80	206.60	211.00	211.00	205.25	220.00	235.07	252.11	254.76	267.16	302.96	269.90	250.00	230.33	302.96
2	204.55	175.04	169.33	161.96	165.05	171.70	209.65	223.10	218.13	190.92	175.21	180.00	179.93	174.91	169.43	180.00	183.99	204.98	221.71	230.65	239.12	228.94	229.78	210.40	239.12
3	177.61	163.13	157.41	159.62	161.70	169.94	177.59	177.59	162.91	137.87	162.93	162.13	162.92	156.64	146.89	158.06	177.59	236.48	279.87	305.36	322.38	216.05	218.15	177.61	322.38
4	175.81	161.59	142.65	142.65	142.65	156.01	159.80	169.86	180.00	186.56	187.52	188.07	176.21	161.60	161.57	170.02	187.02	176.22	189.93	203.09	265.73	235.09	199.29	181.76	265.73
5	166.27	159.87	153.03	137.64	136.04	128.04	127.27	133.65	136.28	142.65	141.36	143.62	133.00	101.53	103.54	121.95	132.03	150.02	163.03	176.20	204.99	204.99	170.11	150.10	204.99
6	113.98	100.92	91.80	88.24	85.05	88.08	128.84	176.20	185.00	176.22	176.22	176.19	176.22	161.59	155.95	176.19	227.87	239.36	246.62	289.78	341.51	272.95	235.03	189.70	341.51
7	166.30	155.15	150.61	145.72	146.88	154.54	215.59	242.55	240.00	230.63	200.02	198.87	212.48	194.73	202.23	256.66	261.66	276.96	315.08	342.46	364.57	340.91	283.64	213.02	364.57
8	185.05	168.95	165.10	162.96	164.92	177.05	227.23	242.96	273.53	267.91	259.01	257.37	235.08	229.18	238.14	237.95	238.54	240.36	236.02	261.59	263.72	229.93	219.70	205.09	273.53
9	189.01	170.63	165.00	164.77	164.75	175.02	205.31	222.03	248.05	225.81	209.06	212.38	224.13	220.52	222.00	231.79	201.65	202.76	208.06	224.70	236.70	210.45	209.09	192.07	248.05
10	196.58	169.81	163.47	163.17	163.84	179.14	207.91	213.76	212.84	197.36	178.06	183.82	183.69	193.94	178.24	167.12	167.10	193.61	204.55	218.27	220.46	216.90	215.48	205.07	220.46
11	202.48	185.88	173.01	165.65	157.41	153.91	158.05	155.50	152.74	127.55	127.39	116.32	106.46	93.47	175.33	85.22	127.39	137.10	167.10	196.39	215.53	211.06	207.92	199.00	215.53
12	195.00	162.24	151.49	141.33	137.25	116.55	112.97	111.64	95.13	80.83	74.37	55.44	43.49	29.23	20.23	22.84	64.19	107.00	159.99	185.31	205.98	210.98	210.00	185.87	210.98
13	171.97	160.72	154.72	149.92	146.92	154.20	200.03	155.62	155.59	141.41	122.52	115.81	150.83	155.62	169.93	211.52	213.42	252.08	260.20	239.41	257.19	229.36	226.29	197.89	260.20
14	169.27	160.54	156.02	162.82	163.24	184.16	215.22	227.88	218.47	216.09	201.89	179.48	191.65	208.72	215.51	196.52	210.71	204.42	230.97	290.14	295.36	247.38	234.90	211.92	295.36
15	197.96	183.50	177.67	173.02	173.18	182.23	219.53	246.95	254.59	221.78	209.05	228.67	224.77	198.56	201.12	221.27	234.17	223.93	265.10	311.08	307.91	265.07	247.45	223.46	311.08
16	229.97	218.52	212.11	213.10	206.46	206.47	226.37	255.79	248.10	246.62	209.65	203.79	197.24	212.90	222.20	235.01	247.05	320.29	242.87	289.79	299.94	279.89	227.76	218.76	320.29
17	295.22	244.84	222.68	206.89	206.86	239.91	292.34	323.31	325.70	299.07	247.52	250.14	216.58	200.78	208.02	198.08	237.35	251.93	303.72	318.67	354.94	319.13	282.12	221.22	354.94
18	261.68	213.95	198.30	188.72	169.91	157.76	197.68	193.31	190.83	184.39	161.91	147.36	138.09	130.38	133.50	151.80	169.91	195.88	264.61	328.01	330.47	319.21	285.08	250.84	330.47
19	207.07	190.00	165.52	139.80	120.60	111.54	115.55	100.57	92.12	94.46	94.15	94.96	84.39	74.85	59.31	80.26	94.02	206.80	326.70	311.10	356.21	294.29	306.93	281.10	356.21
20	240.22	220.39	218.90	220.10	213.20	263.27	301.67	367.91	384.86	350.04	317.45	312.97	280.25	265.71	253.67	258.45	266.02	288.49	276.48	300.00	317.55	316.32	289.93	252.87	384.86
21	232.1	209.7	193.5	198.0	210.9	228.3	297.6	338.9	248.7	222.8	218.7	208.0	209.7	204.8	197.4	198.9	303.9	325.4	375.8	424.5	435.6	351.4	332.3	307.5	435.60
22	174.2	174.2	184.3	217.9	255.0	283.4	321.7	394.8	369.3	362.4	190.5	161.8	161.8	174.2	161.8	161.8	174.2	320.1	372.9	407.0	451.2	399.3	377.5	312.8	451.18
23	292.1	262.8	251.6	245.8	255.1	279.7	336.1	321.7	356.7	327.5	292.4	271.1	265.1	246.0	235.6	186.1	280.4	339.7	370.2	424.2	414.0	371.6	310.5	239.7	424.16
24	170.4	163.9	162.5	163.9	163.9	177.8	169.9	247.7	170.0	163.9	141.3	113.9	119.0	140.6	163.9	163.9	169.9	296.4	322.0	329.9	335.2	330.9	320.0	200.2	335.20
25	293.3	247.2	214.9	217.1	205.2	209.1	226.7	261.1	269.0	239.9	224.8	238.5	226.6	236.8	224.7	228.2	268.0	269.1	271.6	314.1	327.2	322.7	324.0	294.9	327.17
26	288.9	261.3	250.2	236.7	241.8	214.7	204.8	222.6	223.4	224.2	218.9	218.7	238.0	178.1	169.8	161.9	225.5	279.8	305.0	330.6	343.7	366.5	345.9	321.7	366.47
27	289.9	214.5	213.0	210.8	210.5	254.6	330.9	357.9	371.1	348.4	332.5	306.5	316.0	291.6	319.6	342.2	358.3	376.1	410.0	438.9	413.8	375.6	372.2	350.2	438.90
28	324.60	294.10	222.00	242.20	241.17	282.41	348.95	376.00	357.91	372.69	392.60	370.81	374.51	365.45	372.35	387.36	408.78	427.32	441.21	470.90	453.14	410.92	396.38	350.14	470.90
29	288.00	284.52	267.02	259.18	253.14	270.44	275.48	350.85	235.01	348.93	341.00	260.19	277.59	251.83	172.75	249.85	333.43	353.63	369.95	390.90	390.00	366.90	353.74	291.57	390.90
30	288.69	246.58	244.93	251.25	256.45	260.68	339.77	369.89	379.63	347.19	314.59	357.80	357.48	357.48	356.02	368.60	366.28	372.44	409.41	479.00	450.00	394.21	380.09	351.96	479.00

Average 230.19 EUR/MWh

RO-HU June 2022



Transelectrica®
Societate Administrată în Sistem Dualist

Market for Allocation of Cross-Border Capacities

Daily Implicit Auctions on Romanian – Hungarian border

Price difference DAM RO - DAM HU (absolute values) [Euro/MWh]

Price difference DAM RO - DAM HU (absolute values) [Euro/MWh]

Day	1	2	3	4	5	6	7	8	9	10	11	12	13	14	15	16	17	18	19	20	21	22	23	24	Max
1	-	-	-	-	-	-	9.59	-	-	-	-	-	-	-	-	-	-	-	-	-	-	-	-	-	9.59
2	-	-	-	-	-	-	-	-	-	-	-	-	-	-	-	-	-	-	-	-	-	-	-	-	0.00
3	-	-	-	-	-	-	32.24	47.52	54.27	59.25	17.04	-	5.16	-	9.15	0.69	-	-	-	-	-	-	-	7.42	59.25
4	-	6.38	24.27	14.40	12.85	-	-	-	-	-	-	-	-	-	-	-	-	-	-	-	-	-	-	-	24.27
5	-	-	-	-	-	-	-	-	-	-	-	-	-	-	-	-	-	-	-	-	-	-	-	-	0.00
6	-	-	-	-	-	-	-	-	-	-	-	-	-	-	-	-	-	-	-	-	-	-	-	-	0.00
7	-	-	-	-	-	-	-	-	-	-	-	-	-	-	-	-	-	-	-	-	-	-	-	-	0.00
8	-	-	-	-	-	-	-	-	-	-	-	-	-	-	-	-	-	-	-	-	-	-	-	-	0.00
9	-	-	-	0.01	0.03	0.34	0.03	0.14	7.31	2.96	2.65	0.65	3.68	-	-	8.06	3.34	0.94	2.34	5.41	6.42	0.01	-	-	8.06
10	-	0.35	0.34	0.34	-	-	-	-	-	0.08	0.40	2.02	2.41	3.67	2.28	0.44	0.03	1.92	0.06	0.01	-	-	-	-	3.67
11	0.16	0.68	0.93	0.05	0.46	0.67	0.15	0.55	0.53	6.63	22.83	20.78	10.46	12.95	10.29	9.05	28.03	5.51	0.19	-	1.01	-	-	-	28.03
12	-	0.81	0.85	0.84	0.88	1.92	1.92	0.93	1.38	-	-	0.54	1.29	1.12	1.42	0.48	0.18	5.43	0.04	-	-	-	-	0.67	5.43
13	0.54	0.61	0.13	-	-	0.58	-	58.31	59.19	42.47	49.95	38.93	14.56	7.95	5.02	8.78	-	7.32	8.28	2.98	3.81	0.95	0.88	1.00	59.19
14	1.12	0.43	1.28	0.92	1.00	1.37	-	-	0.54	0.62	-	1.03	2.51	1.70	7.99	3.69	1.39	1.04	-	0.48	0.02	0.06	-	0.24	7.99
15	-	-	-	-	-	-	0.01	-	0.71	6.15	5.77	5.40	2.23	3.46	4.29	4.51	3.66	2.10	2.17	2.38	0.08	0.68	0.10	-	6.15
16	1.13	1.14	0.56	0.25	-	0.32	4.82	-	-	12.94	12.36	15.98	15.93	13.83	16.11	-	12.03	11.03	4.60	4.71	4.15	-	36.55	2.71	36.55
17	0.60	1.48	1.37	0.04	-	-	-	-	-	2.02	11.85	7.28	5.05	5.25	4.25	3.04	1.78	1.07	0.11	0.12	0.08	-	-	12.25	12.25
18	2.78	4.48	4.62	3.26	3.97	5.56	3.32	3.56	3.36	3.18	4.29	4.59	4.93	4.51	3.67	6.20	3.95	3.89	-	-	-	-	-	0.08	6.20
19	-	-	-	-	-	0.06	0.05	0.72	0.58	0.04	-	0.74	1.92	1.21	1.89	1.16	0.55	0.69	0.44	0.18	0.88	-	-	-	1.92
20	-	-	-	-	-	-	-	0.10	109.05	0.28	1.89	1.91	3.33	4.35	6.59	-	6.02	4.29	5.51	2.20	0.39	-	1.21	2.72	109.05
21	18.85	19.54	28.82	26.16	24.13	17.03	-	-	85.37	63.42	0.68	12.88	40.83	67.78	32.54	98.56	8.52	5.40	1.37	28.58	24.74	64.79	44.73	19.86	98.56
22	75.63	52.07	38.12	21.07	-	0.02	25.62	30.75	23.79	6.02	149.76	157.87	146.73	121.39	118.50	139.16	142.24	38.41	28.69	33.97	0.36	-	0.81	0.63	157.87
23	0.35	1.45	1.34	-	-	-	-	47.94	0.45	2.60	3.25	5.81	5.02	39.73	55.39	109.02	4.26	2.01	0.77	5.40	-	0.23	2.66	4.00	109.02
24	38.77	34.72	26.52	34.73	33.79	36.66	134.31	88.46	175.79	167.38	165.75	139.23	123.47	79.39	50.18	92.58	139.19	-	-	-	-	-	-	49.60	175.79
25	3.21	0.97	-	-	0.29	-	-	-	-	0.83	3.03	14.15	15.30	4.78	9.15	8.60	2.53	-	-	-	-	-	-	-	15.30
26	-	-	2.25	2.68	4.24	3.10	2.57	3.42	4.90	16.36	13.68	16.21	19.17	19.74	18.52	19.64	15.21	5.88	1.82	0.48	2.99	9.39	2.95	0.51	19.74
27	4.72	35.88	31.15	32.65	32.97	10.14	0.01	-	-	-	-	4.33	-	-	-	-	5.27	4.39	1.64	2.82	4.63	-	-	1.27	35.88
28	7.94	10.54	33.22	21.55	18.34	-	8.45	5.96	44.94	0.70	1.24	1.50	13.57	16.73	23.35	12.22	13.13	4.56	4.05	-	-	-	-	1.26	44.94
29	2.14	2.06	-	1.02	8.70	-	41.77	-	167.89	21.89	13.82	84.46	29.85	61.98	149.87	87.15	1.63	1.16	0.04	-	-	-	0.11	2.26	167.89
30	0.97	25.33	22.40	24.71	8.41	11.48	-	-	-	0.47	1.15	2.03	1.97	6.01	6.06	6.77	3.19	-	-	-	-	-	-	8.77	25.33

Average 16.96 EUR/MWh

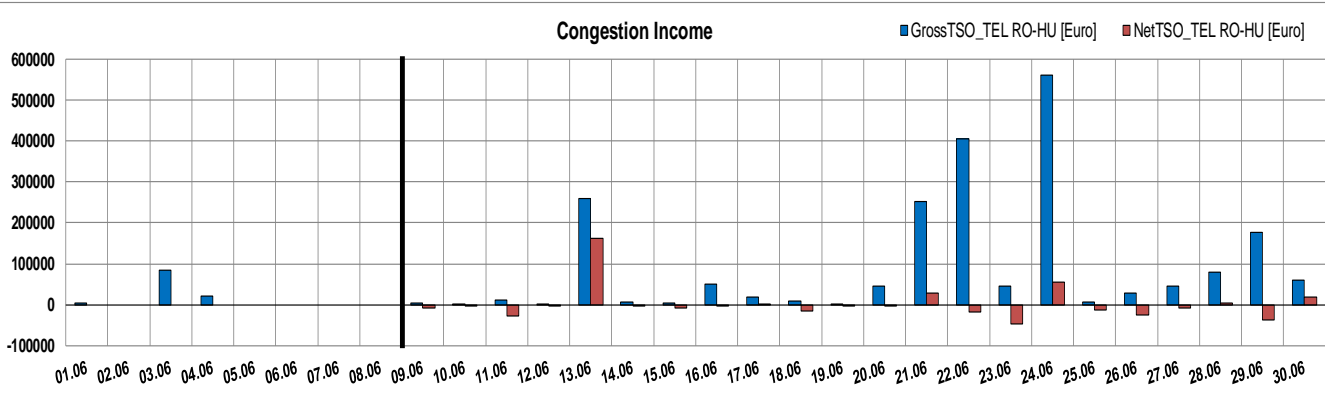
RO-HU June 2022



Transelectrica®
Societate Administrată în Sistem Dualist

Market for Allocation of Cross-Border Capacities

Daily Implicit Auctions on Romanian – Hungarian border



Day	Congestion Income border RO-HU [Euro]	Congestion Income RO [Euro]
01.06	6 943	3 472
02.06	0	0
03.06	168 504	84 252
04.06	41 920	20 960
05.06	0	0
06.06	0	0
07.06	0	0
08.06	0	0
Total	217 367	108 683

Day	GrossHub_RO RO-HU [€]	GrossTSO_TEL RO-HU [€]	NetHub_RO RO-HU [€]	NetTSO_TEL RO-HU [€]
09.06	4 683	4 683	- 8 638	- 8 638
10.06	2 454	2 454	- 1 858	- 1 858
11.06	12 289	12 289	- 27 499	- 27 499
12.06	2 478	2 478	- 3 742	- 3 742
13.06	259 651	259 651	161 888	161 888
14.06	5 586	5 586	- 2 665	- 2 665
15.06	4 147	4 147	- 8 985	- 8 985
16.06	50 025	50 025	- 1 935	- 1 935
17.06	19 351	19 351	1 844	1 844
18.06	7 812	7 812	- 14 485	- 14 485
19.06	1 909	1 909	- 1 456	- 1 456
20.06	44 016	44 016	- 2 598	- 2 598
21.06	252 907	252 907	28 932	28 932
22.06	406 721	406 721	- 18 937	- 18 937
23.06	44 776	44 776	- 46 611	- 46 611
24.06	561 775	561 775	54 461	54 461
25.06	6 575	6 575	- 12 312	- 12 312
26.06	29 314	29 314	- 26 492	- 26 492
27.06	46 273	46 273	- 7 576	- 7 576
28.06	80 260	80 260	4 366	4 366
29.06	176 951	176 951	- 36 443	- 36 443
30.06	59 780	59 780	19 460	19 460
Total	2 079 732	2 079 732	48 718	48 718

Remuneration UIOSI [Euro] 01-08.06.2022		Remuneration UIOSI [Euro] 09-30.06.2022	
RO-HU	HU-RO	RO-HU	HU-RO
187644	0	3439338	622690
187644		4062028	
Daily Income TSO RO [Euro] 01-08.06.2022		Daily Income TSO RO gross value („gross”) [Euro] 09-30.06.2022	
RO-HU	HU-RO	RO-HU FB MC	
108683	0	2079732	
108683		2079732	
Daily Income TSO RO after remuneration [Euro] 01-08.06.2022		Daily Income TSO RO after remuneration [Euro] 09-30.06.2023	
14861		48718	

Note: data are presented in CET hours.

Starting from 08.06.2022 (for the delivery day 09.06.2022) the Flow - Based Day - Ahead Market Coupling was launched in the Core region. Gross values don't take into account UIOSI remuneration.

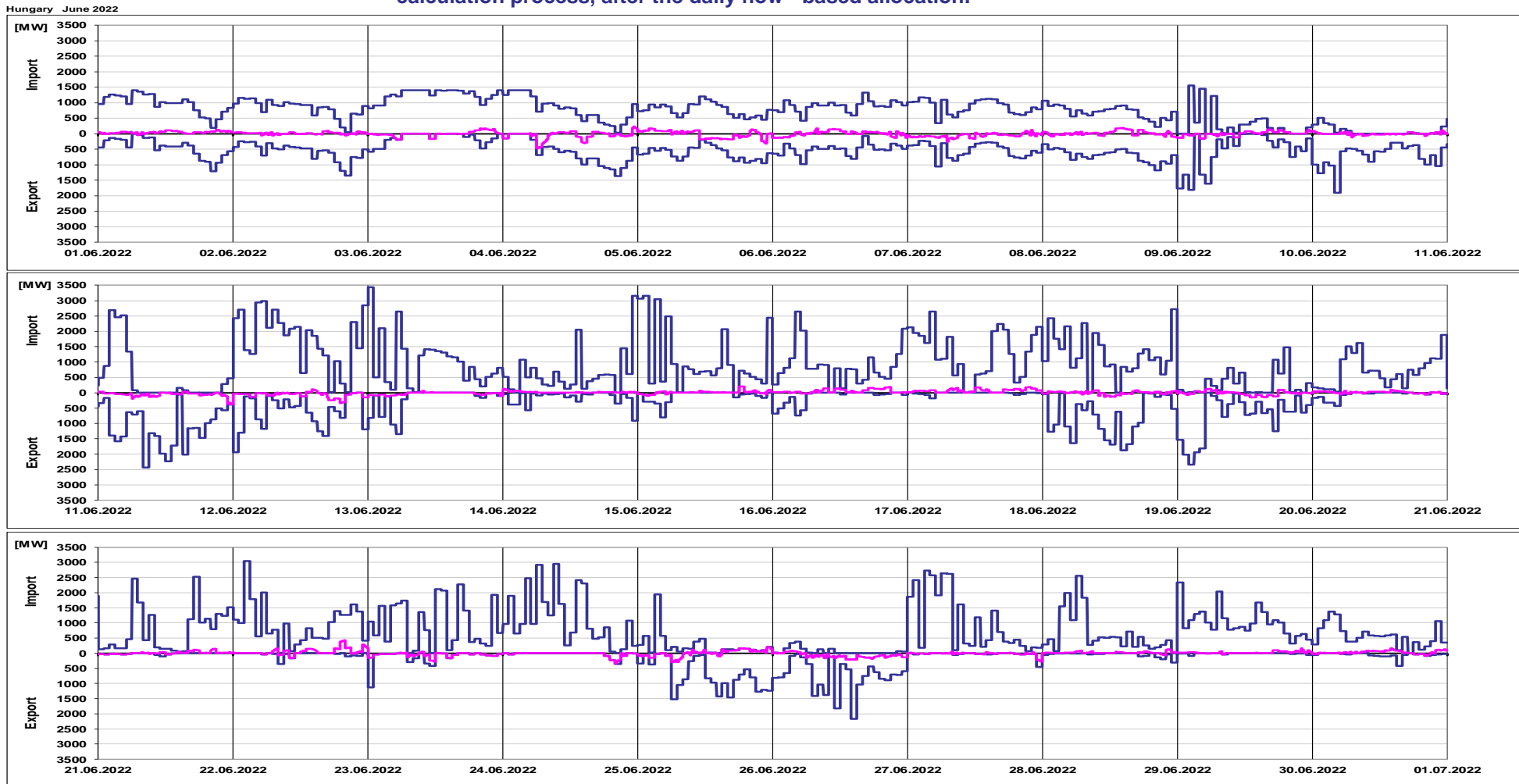


Transelectrica®
Societate Administrată în Sistem Dualist

Market for Allocation of Cross-Border Capacities

Intraday Implicit Auctions on Romanian – Hungarian border

Note: Data are presented in CET hours. Starting from 08.06.2022 (for the delivery day 09.06.2022) the Flow - Based Day - Ahead Market Coupling was launched in the Core region. The ATC are the initial values resulted from the calculation process, after the daily flow - based allocation.



Offered Capacity on Intraday Auction, initial values [MW]
Net Position border RO - HU [MW]

Public

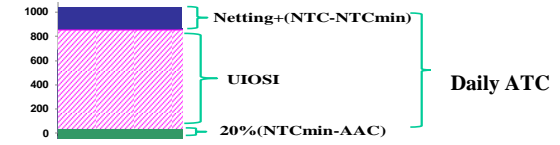


Transelectrica®
Societate Administrată în Sistem Dualist

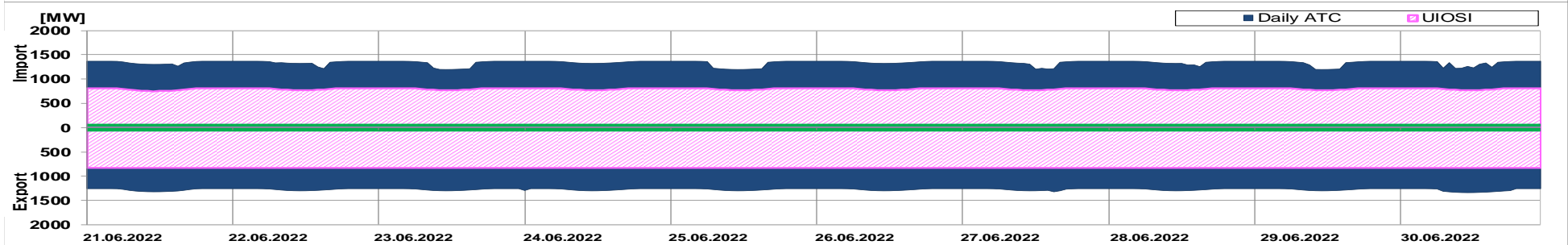
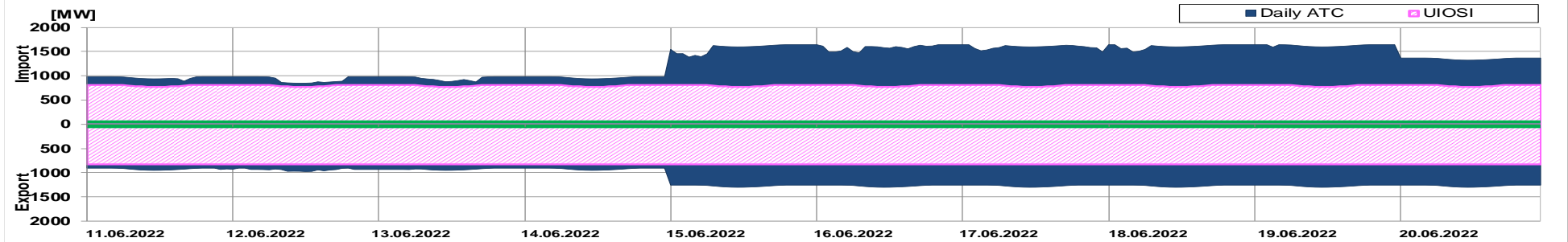
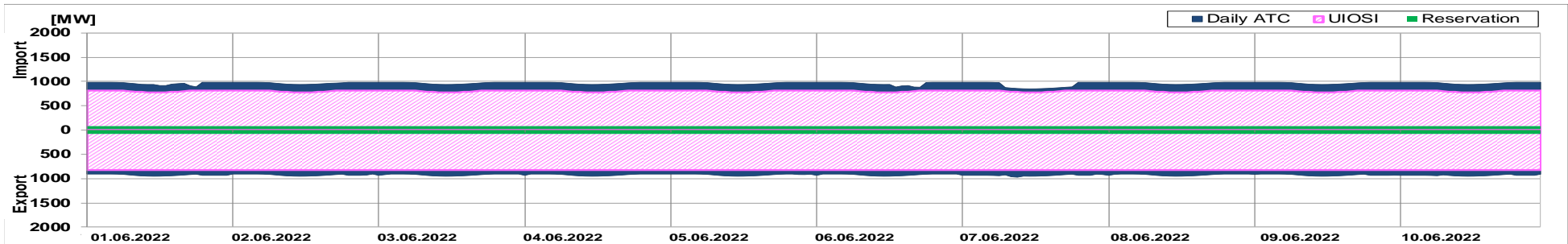
Market for Allocation of Cross-Border Capacities

Daily Implicit Auctions on Romanian – Bulgarian border

Reserved Capacity [MW] average value		Unused Capacity [MW] average value	
RO-BG	BG-RO	RO-BG	BG-RO
80	80	820	798



Bulgaria June 2022



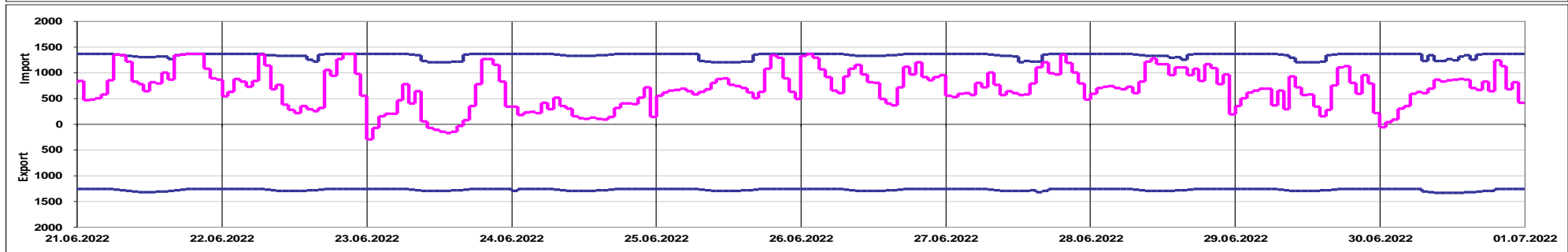
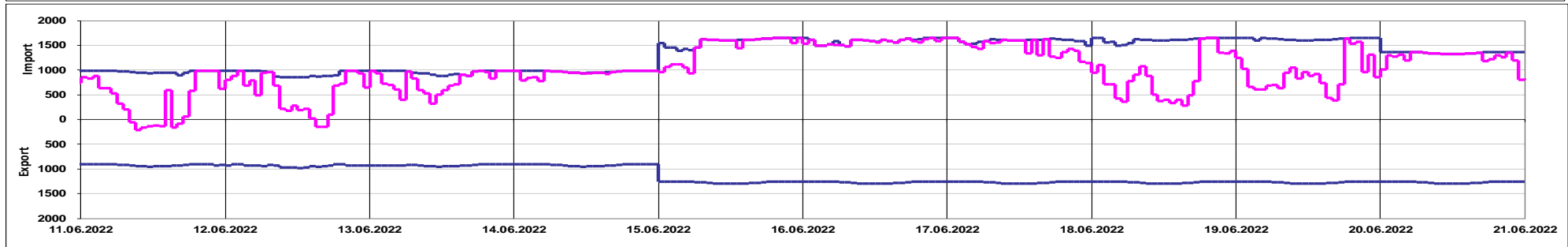
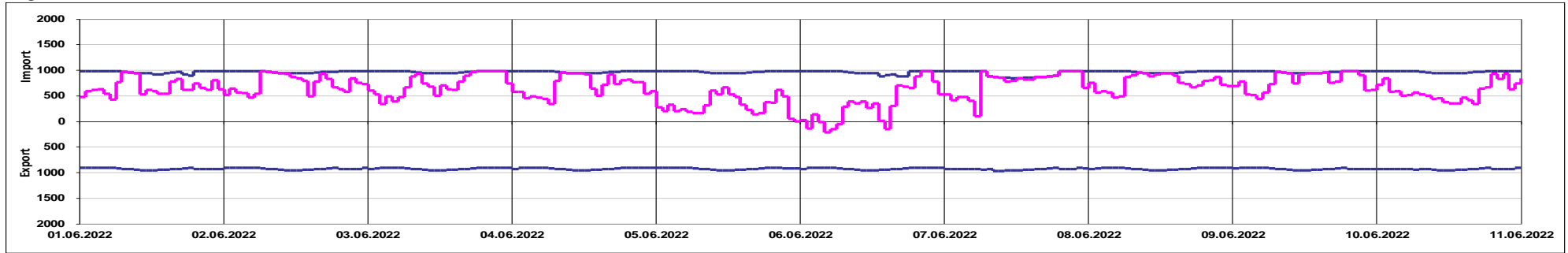


Transelectrica®
Societate Administrată în Sistem Dualist

Market for Allocation of Cross-Border Capacities

Daily Implicit Auctions on Romanian – Bulgarian border

Bulgaria June 2022



Offered Capacity on Daily Auction [MW]

Net Position Border RO - BG [MW]

Market for Allocation of Cross-Border Capacities

Daily Implicit Auctions on Romanian – Bulgarian border

Transelectrica®

Societate Administrată în Sistem Dualist

DAM Prices RO [Euro/MWh]

Day	1	2	3	4	5	6	7	8	9	10	11	12	13	14	15	16	17	18	19	20	21	22	23	24	Max
1	220.00	207.45	199.09	182.53	182.28	198.95	220.41	249.68	246.36	228.82	211.80	206.60	211.00	211.00	205.25	220.00	235.07	252.11	254.76	267.16	302.96	269.90	250.00	230.33	302.96
2	204.55	175.04	169.33	161.96	165.05	171.70	209.65	223.10	218.13	190.92	175.21	180.00	179.93	174.91	169.43	180.00	183.99	204.98	221.71	230.65	239.12	228.94	229.78	210.40	239.12
3	177.61	163.13	157.41	159.62	161.70	169.94	177.59	177.59	162.91	137.87	162.93	162.13	162.92	156.64	146.89	158.06	177.59	236.48	279.87	305.36	322.38	216.05	218.15	177.61	322.38
4	175.81	161.59	142.65	142.65	142.65	156.01	159.80	169.86	180.00	186.56	187.52	188.07	176.21	161.60	161.57	170.02	187.02	176.22	189.93	203.09	265.73	235.09	199.29	181.76	265.73
5	166.27	159.87	153.03	137.64	136.04	128.04	127.27	133.65	136.28	142.65	141.36	143.62	133.00	101.53	103.54	121.95	132.03	150.02	163.03	176.20	204.99	204.99	170.11	150.10	204.99
6	113.98	100.92	91.80	88.24	85.05	88.08	128.84	176.20	185.00	176.22	176.22	176.19	176.22	161.59	155.95	176.19	227.87	239.36	246.62	289.78	341.51	272.95	235.03	189.70	341.51
7	166.30	155.15	150.61	145.72	146.88	154.54	215.59	242.55	240.00	230.63	200.02	198.87	212.48	194.73	202.23	256.66	261.66	276.96	315.08	342.46	364.57	340.91	283.64	213.02	364.57
8	185.05	168.95	165.10	162.96	164.92	177.05	227.23	242.96	273.53	267.91	259.01	257.37	235.08	229.18	238.14	237.95	238.54	240.36	236.02	261.59	263.72	229.93	219.70	205.09	273.53
9	189.01	170.63	165.00	164.77	164.75	175.02	205.31	222.03	248.05	225.81	209.06	212.38	224.13	220.52	222.00	231.79	201.65	202.76	208.06	224.70	236.70	210.45	209.09	192.07	248.05
10	196.58	169.81	163.47	163.17	163.84	179.14	207.91	213.76	212.84	197.36	178.06	183.82	183.69	193.94	178.24	167.12	167.10	193.61	204.55	218.27	220.46	216.90	215.48	205.07	220.46
11	202.48	185.88	173.01	165.65	157.41	153.91	158.05	155.50	152.74	127.55	127.39	116.32	106.46	93.47	175.33	85.22	127.39	137.10	167.10	196.39	215.53	211.06	207.92	199.00	215.53
12	195.00	162.24	151.49	141.33	137.25	116.55	112.97	111.64	95.13	80.83	74.37	55.44	43.49	29.23	20.23	22.84	64.19	107.00	159.99	185.31	205.98	210.98	210.00	185.87	210.98
13	171.97	160.72	154.72	149.92	146.92	154.20	200.03	155.62	155.59	141.41	122.52	115.81	150.83	155.62	169.93	211.52	213.42	252.08	260.20	239.41	257.19	229.36	226.29	197.89	260.20
14	169.27	160.54	156.02	162.82	163.24	184.16	215.22	227.88	218.47	216.09	201.89	179.48	191.65	208.72	215.51	196.52	210.71	204.42	230.97	290.14	295.36	247.38	234.90	211.92	295.36
15	197.96	183.50	177.67	173.02	173.18	182.23	219.53	246.95	254.59	221.78	209.05	228.67	224.77	198.56	201.12	221.27	234.17	223.93	265.10	311.08	307.91	265.07	247.45	223.46	311.08
16	229.97	218.52	212.11	213.10	206.46	206.47	226.37	255.79	248.10	246.62	209.65	203.79	197.24	212.90	222.20	235.01	247.05	320.29	242.87	289.79	299.94	279.89	227.76	218.76	320.29
17	295.22	244.84	222.68	206.89	206.86	239.91	292.34	323.31	325.70	299.07	247.52	250.14	216.58	200.78	208.02	198.08	237.35	251.93	303.72	318.67	354.94	319.13	282.12	221.22	354.94
18	261.68	213.95	198.30	188.72	169.91	157.76	197.68	193.31	190.83	184.39	161.91	147.36	138.09	130.38	133.50	151.80	169.91	195.88	264.61	328.01	330.47	319.21	285.08	250.84	330.47
19	207.07	190.00	165.52	139.80	120.60	111.54	115.55	100.57	92.12	94.46	94.15	94.96	84.39	74.85	59.31	80.26	94.02	206.80	326.70	311.10	356.21	294.29	306.93	281.10	356.21
20	240.22	220.39	218.90	220.10	213.20	263.27	301.67	367.91	384.86	350.04	317.45	312.97	280.25	265.71	253.67	258.45	266.02	288.49	276.48	300.00	317.55	316.32	289.93	252.87	384.86
21	232.09	209.72	193.45	198.00	210.89	228.25	297.61	338.90	248.69	222.77	218.74	208.00	209.69	204.80	197.40	198.86	303.92	325.35	375.84	424.48	435.60	351.35	332.33	307.49	435.60
22	174.16	174.16	184.29	217.86	255.02	283.44	321.67	394.84	369.28	362.40	190.49	161.79	161.79	174.17	161.79	161.79	174.16	320.11	372.90	406.96	451.18	399.30	377.54	312.78	451.18
23	292.08	262.81	251.55	245.82	255.08	279.68	336.10	321.71	356.74	327.48	292.35	271.06	265.09	246.02	235.59	186.12	280.37	339.69	370.18	424.16	413.99	371.64	310.46	239.72	424.16
24	170.43	163.94	162.53	163.94	163.94	177.79	169.93	247.73	169.95	163.94	141.30	113.92	118.98	140.61	163.94	163.94	169.90	296.41	322.00	329.94	335.20	330.92	320.00	200.23	335.20
25	293.29	247.24	214.91	217.08	205.22	209.06	226.73	261.09	269.03	239.91	224.82	238.46	226.57	236.78	224.73	228.16	268.04	269.07	271.57	314.10	327.17	322.68	324.02	294.94	327.17
26	288.91	261.33	250.15	236.70	241.82	214.68	204.81	222.55	223.44	224.22	218.87	218.73	238.00	178.13	169.80	161.91	225.47	279.76	305.00	330.61	343.65	366.47	345.90	321.74	366.47
27	289.91	214.45	213.02	210.80	210.48	254.63	330.89	357.94	371.07	348.38	332.54	306.45	315.97	291.59	319.58	342.18	358.26	376.14	410.00	438.90	413.82	375.64	372.17	350.24	438.90
28	324.60	294.10	222.00	242.20	241.17	282.41	348.95	376.00	357.91	372.69	392.60	370.81	374.51	365.45	372.35	387.36	408.78	427.32	441.21	470.90	453.14	410.92	396.38	350.14	470.90
29	288.00	284.52	267.02	259.18	253.14	270.44	275.48	350.85	235.01	348.93	341.00	260.19	277.59	251.83	172.75	249.85	333.43	353.63	369.95	390.90	390.00	366.90	353.74	291.57	390.90
30	288.69	246.58	244.93	251.25	256.45	260.68	339.77	369.89	379.63	347.19	314.59	357.80	357.48	357.48	356.02	368.60	366.28	372.44	409.41	479.00	450.00	394.21	380.09	351.96	479.00

Average 230.19 EUR/MWh

RO-BG June 2022



Transelectrica®
Societate Administrată în Sistem Dualist

Market for Allocation of Cross-Border Capacities

Daily Implicit Auctions on Romanian – Bulgarian border

Congestion Prices [Euro/MWh]

Day	1	2	3	4	5	6	7	8	9	10	11	12	13	14	15	16	17	18	19	20	21	22	23	24	Max
1	-	-	-	-	-	-	-	12.32	20.94	5.05	-	-	-	-	-	-	-	-	-	-	-	-	-	-	20.94
2	-	-	-	-	-	-	13.13	25.04	44.73	32.03	-	-	-	-	-	-	-	-	-	-	-	-	-	-	44.73
3	-	-	-	-	-	-	-	-	-	-	-	-	-	-	-	-	-	31.48	69.36	88.95	102.38	4.12	4.27	-	102.38
4	-	-	-	-	-	-	-	-	3.81	24.98	25.94	11.86	-	-	-	-	-	-	-	-	-	-	-	-	25.94
5	-	-	-	-	-	-	-	-	-	-	-	-	-	-	-	-	-	-	-	-	-	-	-	-	0.00
6	-	-	-	-	-	-	-	-	-	-	-	-	-	-	-	-	-	-	-	-	-	85.57	49.18	-	85.57
7	-	-	-	-	-	-	4.16	30.69	31.23	22.26	-	-	0.13	-	-	39.65	43.20	52.45	77.15	54.22	71.92	108.56	45.71	-	108.56
8	-	-	-	-	-	-	-	-	5.23	19.83	-	-	4.14	1.24	-	-	-	-	-	-	-	-	-	-	19.83
9	-	-	-	-	-	-	-	5.14	28.32	11.32	-	-	14.45	22.07	29.94	37.61	-	-	1.29	10.08	15.75	-	-	-	37.61
10	-	-	-	-	-	-	-	-	-	-	-	-	-	-	-	-	-	-	-	-	-	-	-	-	0.00
11	-	-	-	-	-	-	-	-	-	-	-	-	-	-	-	-	-	-	-	-	-	-	-	-	0.00
12	-	-	15.48	-	-	-	-	2.29	-	-	-	-	-	-	-	-	-	-	-	-	13.84	24.49	23.06	2.33	24.49
13	16.34	-	-	-	-	-	31.82	-	-	-	-	-	-	-	-	41.57	43.52	73.13	13.40	-	-	12.34	26.29	27.94	73.13
14	2.14	-	-	-	-	8.48	48.10	60.74	51.33	48.96	34.76	12.37	-	4.07	10.86	-	17.71	37.28	30.99	85.49	90.71	48.32	34.89	11.56	90.71
15	-	-	-	-	-	-	12.12	38.81	47.18	19.55	12.14	32.82	19.45	-	5.01	21.30	27.40	5.83	-	34.65	18.70	45.07	-	0.76	47.18
16	-	9.16	5.22	16.09	3.68	-	19.48	55.13	48.09	46.98	5.24	7.95	-	14.69	23.77	35.04	45.67	108.06	-	-	-	62.34	-	1.21	108.06
17	68.10	31.93	14.64	1.83	-	-	68.60	-	-	83.02	33.77	39.05	4.00	-	-	-	-	12.27	-	-	-	-	-	-	83.02
18	-	-	-	-	-	-	-	-	-	-	-	-	-	-	-	-	-	-	48.49	112.42	8.36	-	-	-	112.42
19	-	-	-	-	-	-	-	-	-	-	-	-	-	-	-	-	-	-	6.69	-	-	-	-	-	6.69
20	-	-	-	-	-	15.57	75.65	144.84	178.27	142.42	101.98	94.34	60.89	53.15	46.05	44.11	18.32	-	-	-	-	-	-	-	178.27
21	-	-	-	-	-	-	54.19	62.32	-	-	-	-	-	-	-	-	55.15	17.53	46.67	65.65	55.92	-	-	-	65.65
22	-	-	-	-	-	-	-	-	-	-	-	-	-	-	-	-	-	-	-	-	18.18	69.30	-	-	69.30
23	-	-	-	-	-	-	-	-	-	-	-	-	-	-	-	-	-	-	-	-	-	-	-	-	0.00
24	-	-	-	-	-	-	-	-	-	-	-	-	-	-	-	-	-	-	-	-	-	-	-	-	0.00
25	-	-	-	-	-	-	-	-	-	-	-	-	-	-	-	-	-	-	-	-	-	-	-	-	0.00
26	-	9.42	-	-	-	-	-	-	-	-	-	-	-	-	-	-	-	-	-	-	-	-	-	-	9.42
27	-	-	-	-	-	-	-	-	-	-	-	-	-	-	-	-	-	-	-	-	-	-	-	-	0.00
28	-	-	-	-	-	-	-	-	-	-	-	-	-	-	-	-	-	-	-	-	-	-	-	-	0.00
29	-	-	-	-	-	-	-	-	-	-	-	-	-	-	-	-	-	-	-	-	-	-	-	-	0.00
30	-	-	-	-	-	-	-	-	-	-	-	-	-	-	-	-	-	-	-	-	-	-	-	-	0.00

Average 35.41 EUR/MWh

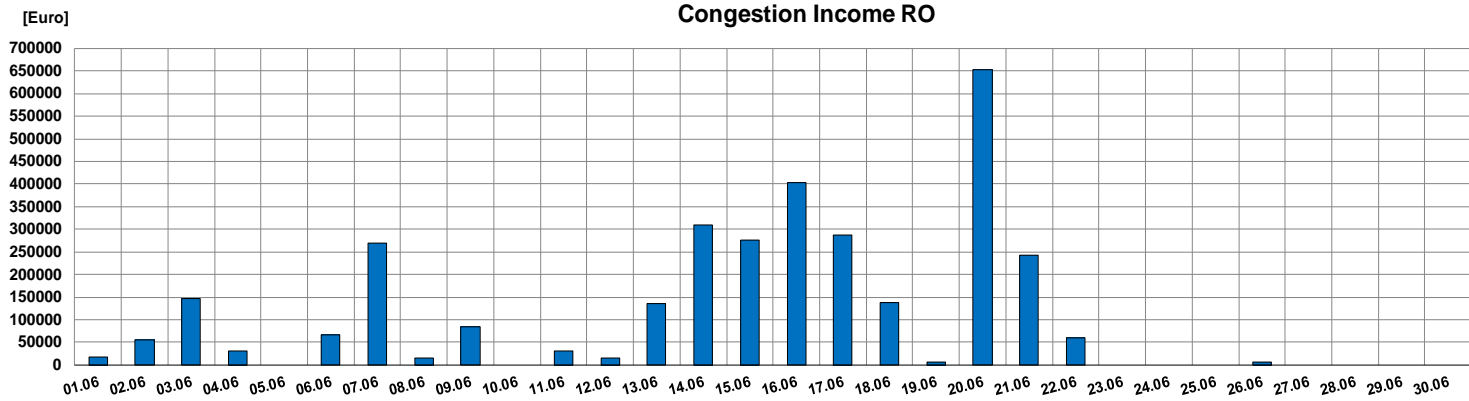
RO-BG June 2022



Transelectrica®
Societate Administrată în Sistem Dualist

Market for Allocation of Cross-Border Capacities

Daily Implicit Auctions on Romanian – Bulgarian border



Day	Congestion Income border RO-BG [Euro]	Congestion Income RO [Euro]
01.06	36 618	18 309
02.06	109 919	54 960
03.06	294 827	147 413
04.06	62 749	31 375
05.06	0	0
06.06	132 459	66 230
07.06	539 540	269 770
08.06	28 786	14 393
09.06	168 010	84 005
10.06	0	0
11.06	62 637	31 318
12.06	31 967	15 984
13.06	272 207	136 104
14.06	619 623	309 811
15.06	550 591	275 296
16.06	806 122	403 061
17.06	574 692	287 346
18.06	277 917	138 958
19.06	10 965	5 482
20.06	1 304 209	652 104
21.06	483 610	241 805
22.06	119 673	59 836
23.06	0	0
24.06	0	0
25.06	0	0
26.06	12 887	6 443
27.06	0	0
28.06	0	0
29.06	0	0
30.06	0	0
Total	6 500 007	3 250 003

Daily Income [Euro]		Remuneration UIOSI [Euro]	
RO-BG	BG-RO	RO-BG	BG-RO
0	6500007	0	4199456
6500007		4199456	

TSO Income (Z-R) [Euro]	RO TSO Income (Z-R) [Euro]
2300551	1150275



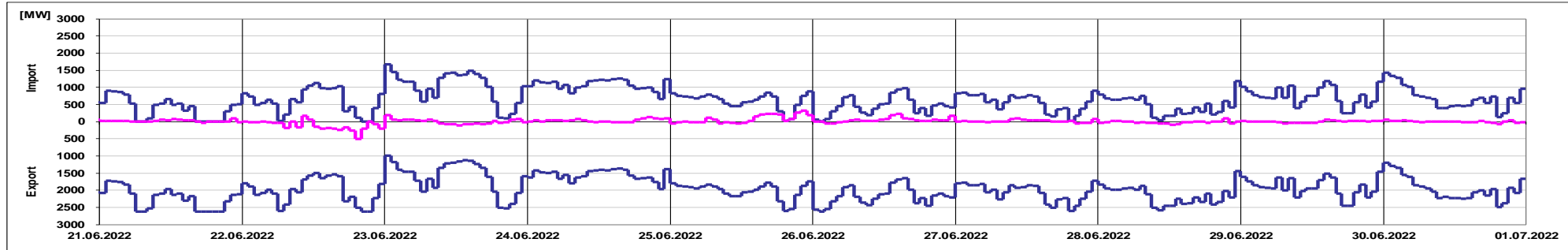
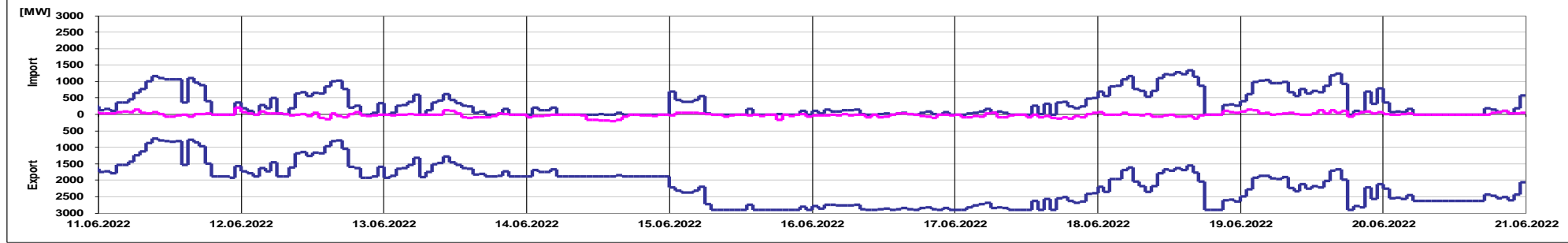
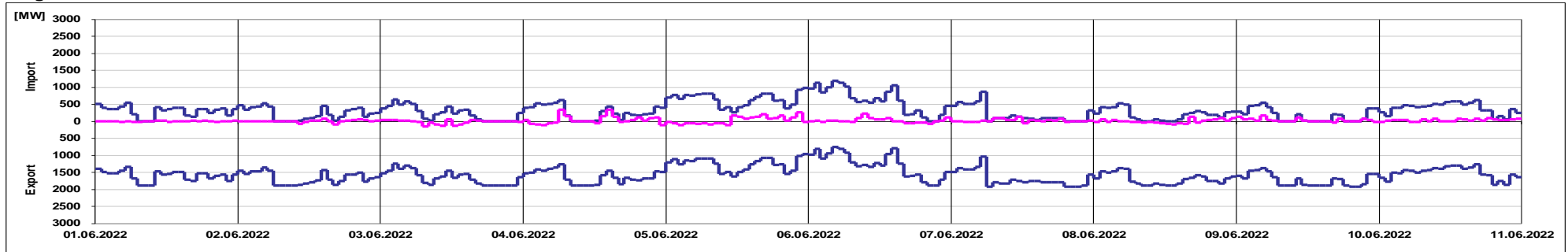
Transelectrica®

Societate Administrată în Sistem Dualist

Market for Allocation of Cross-Border Capacities

Intraday Implicit Auctions on Romanian – Bulgarian border

Bulgaria June 2022



Offered Capacity on Intraday Auction, initial values [MW]

Net Position border RO - BG [MW]

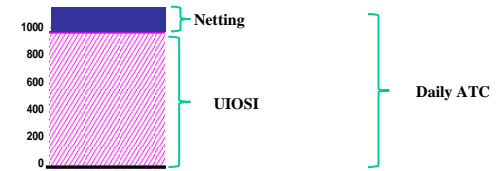


Transelectrica[®]
Societate Administrată în Sistem Dualist

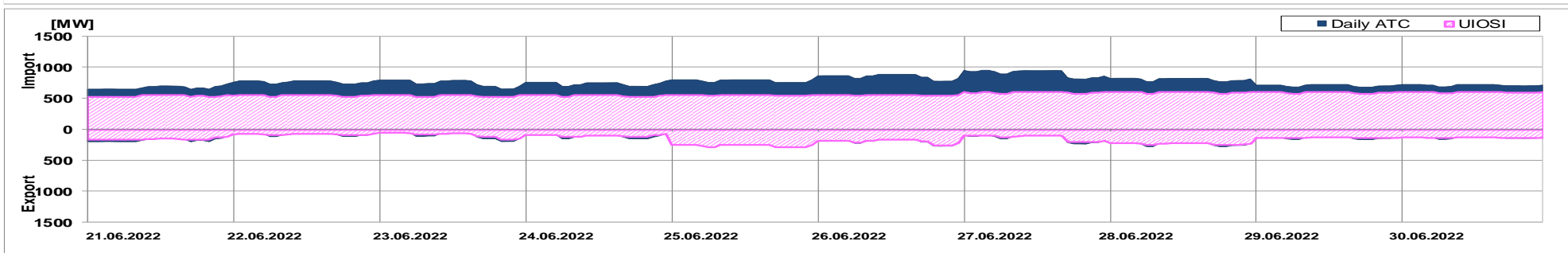
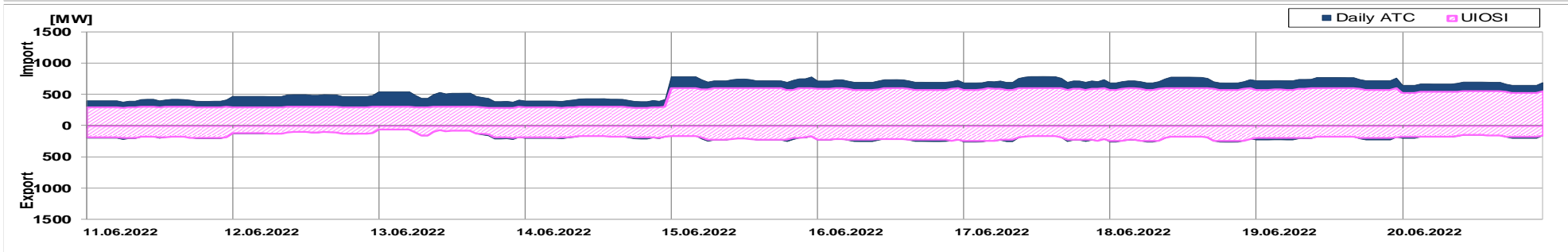
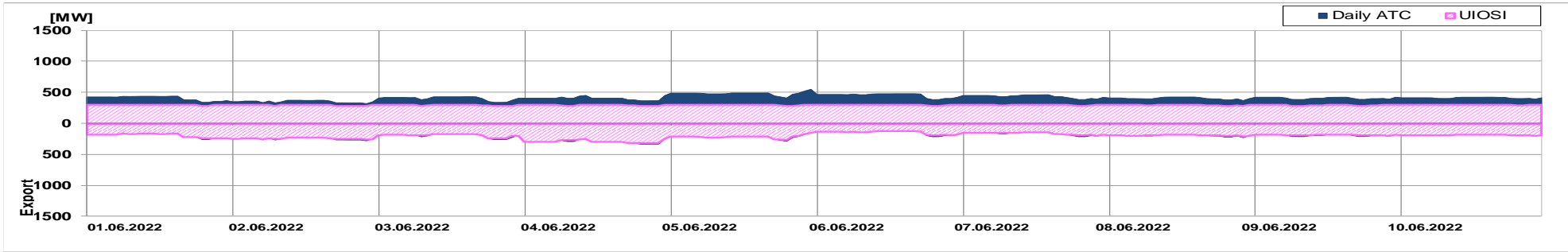
Market for Allocation of Cross-Border Capacities

Daily Explicit Auctions on Romanian – Serbian border

Unused Capacity [MW] average value	
RO-RS	RS-RO
178	440



Serbia June 2022



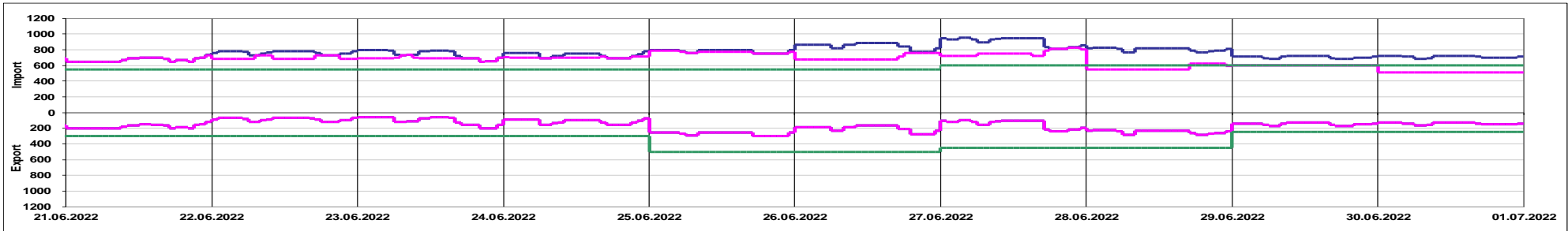
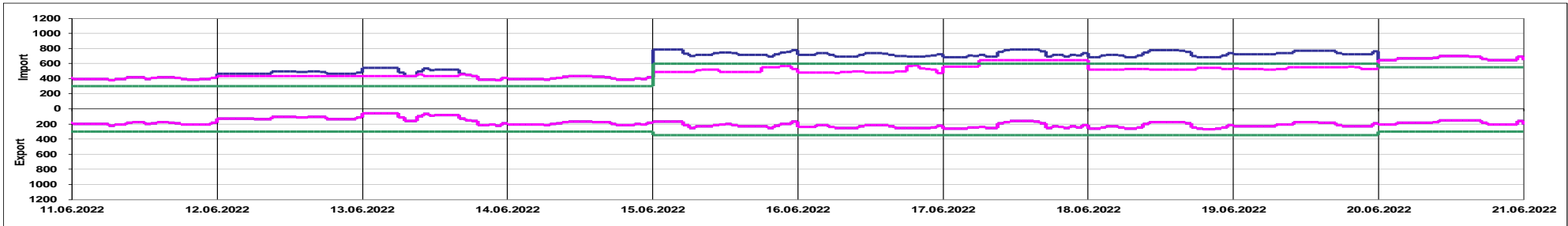
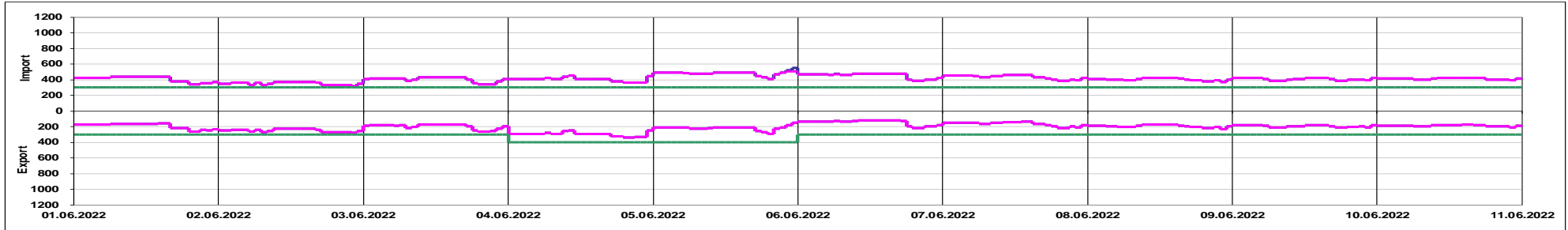


Transelectrica®
Societate Administrată în Sistem Dualist

Market for Allocation of Cross-Border Capacities

Daily Explicit Auctions on Romanian – Serbian border

Serbia June 2022



Offered Capacity on Daily Auction [MW]

Allocated Capacity on Daily Auction [MW]

Net Transfer Capacity (NTC) [MW]



Transelectrica®
Societate Administrată în Sistem Dualist

Market for Allocation of Cross-Border Capacities

Daily Explicit Auctions on Romanian – Serbian border

Auction Price [Euro/MWh] – Export

Day	1	2	3	4	5	6	7	8	9	10	11	12	13	14	15	16	17	18	19	20	21	22	23	24	Max
1	30.00	30.00	30.00	30.00	30.00	30.00	30.00	26.00	26.00	26.00	26.00	26.00	26.00	26.00	26.00	26.00	6.20	2.60	3.06	1.76	1.76	2.60	3.06	3.69	30.00
2	1.32	1.59	1.59	1.76	1.71	1.23	0.69	0.55	0.62	0.69	0.69	0.78	0.78	0.78	0.78	0.78	0.69	0.56	0.55	0.55	0.55	0.55	0.51	0.62	1.76
3	2.05	2.10	2.10	2.10	2.10	2.10	2.28	2.10	2.19	2.59	3.70	3.65	3.69	3.70	2.81	2.56	2.15	1.98	0.56	0.55	0.69	0.69	0.88	1.74	3.70
4	4.20	10.00	10.00	10.00	9.48	8.06	10.00	2.11	2.10	4.18	3.48	2.10	2.18	2.10	1.69	1.69	2.09	0.94	0.55	0.51	0.51	0.51	0.55	1.20	10.00
5	2.84	2.84	2.84	2.84	2.84	2.84	1.48	1.76	1.53	1.53	1.76	3.65	4.20	4.20	2.71	2.71	2.71	1.10	0.51	0.51	0.55	1.46	6.10	8.13	8.13
6	7.70	7.70	7.70	8.34	8.38	8.79	7.70	7.70	7.70	7.70	8.00	8.00	8.00	8.00	8.00	8.00	8.00	7.70	1.04	0.60	0.60	1.63	1.63	4.26	8.79
7	3.25	3.33	3.33	3.33	3.33	3.33	0.77	0.77	0.77	1.00	1.15	1.15	3.33	3.33	3.33	2.71	2.03	0.51	0.50	0.50	0.50	0.50	0.50	0.51	3.33
8	2.60	3.10	3.10	2.60	3.10	2.60	1.56	1.35	1.82	2.60	3.92	2.60	2.60	2.60	2.60	1.56	0.85	0.69	0.69	0.69	0.69	0.69	0.69	1.56	3.92
9	1.50	1.50	1.50	1.50	1.50	1.40	0.79	0.69	0.69	0.76	1.11	1.27	1.27	1.27	1.27	1.27	0.88	0.69	0.69	1.10	1.10	1.10	1.10	1.50	1.50
10	1.11	1.26	1.40	1.40	1.40	1.36	0.79	0.69	0.69	1.02	1.20	1.20	1.20	1.20	1.20	1.20	1.17	1.11	0.87	0.87	0.87	0.87	0.51	0.69	1.40
11	1.20	1.20	1.11	1.20	1.20	1.20	1.11	1.11	1.55	4.60	5.10	5.10	5.50	5.50	5.50	5.50	3.17	1.48	1.20	1.20	0.89	0.89	1.11	1.55	5.50
12	5.50	5.50	7.76	7.76	7.76	8.50	8.50	6.46	6.50	12.84	13.80	13.23	13.23	15.50	8.50	12.96	10.86	13.05	6.00	6.97	8.50	9.25	14.62	20.22	20.22
13	30.95	30.95	30.95	30.95	30.00	30.00	10.50	8.76	6.88	10.50	12.68	9.56	5.00	4.00	4.00	5.94	1.95	0.77	0.52	0.36	0.33	0.35	0.41	0.46	30.95
14	1.73	1.96	1.41	1.19	1.19	1.09	0.41	0.69	1.96	2.69	4.75	4.75	4.75	4.56	4.75	4.00	4.00	1.11	0.88	0.88	0.88	1.25	1.75	2.95	4.75
15	4.15	3.72	3.72	2.69	2.35	0.70	0.62	0.70	0.70	0.70	1.03	1.56	1.56	1.56	1.56	1.56	0.78	0.70	0.70	0.69	0.70	0.70	1.00	1.56	4.15
16	1.17	1.10	1.10	1.10	1.10	1.10	1.00	0.99	1.00	1.00	2.02	2.43	1.22	1.74	2.12	1.34	1.10	1.00	1.00	1.00	1.00	1.10	1.10	1.59	2.43
17	1.56	1.55	1.25	1.25	1.33	1.33	1.52	1.33	1.25	3.25	4.12	5.56	5.56	5.56	5.56	3.55	2.35	1.23	1.23	1.23	1.11	1.25	1.25	1.56	5.56
18	0.78	0.76	0.78	0.78	0.78	0.78	0.76	0.78	0.89	4.28	8.75	8.83	10.50	10.50	6.34	5.00	5.00	1.61	1.13	0.69	0.46	0.46	0.51	0.76	10.50
19	2.00	2.00	2.00	2.00	2.00	2.00	2.00	2.39	2.85	6.31	9.90	13.51	13.51	13.58	13.51	13.51	9.68	4.43	0.71	0.71	0.71	0.71	1.11	2.00	13.58
20	4.00	4.00	3.56	4.34	4.00	4.00	4.78	7.73	6.02	11.60	14.41	13.01	13.87	14.42	13.74	7.00	4.87	3.88	3.00	2.00	2.00	2.00	4.00	4.00	14.42
21	14.60	10.51	14.60	10.07	11.60	3.33	3.41	3.41	3.41	14.60	14.60	18.59	21.16	22.99	21.16	21.16	21.16	5.00	6.65	6.65	3.20	10.07	21.16	21.16	22.99
22	24.61	43.17	30.66	21.16	17.00	13.51	16.56	17.82	36.00	35.00	66.66	75.00	77.00	75.00	73.51	73.51	46.00	39.90	38.17	18.69	12.89	16.00	11.84	12.00	77.00
23	33.60	33.55	30.22	28.28	28.28	22.00	12.42	7.52	7.54	30.66	75.15	82.15	82.20	81.60	80.15	83.15	48.09	16.02	10.58	6.69	4.20	4.20	3.83	5.29	83.15
24	21.71	20.15	20.00	16.15	16.15	15.33	10.96	22.14	22.22	35.15	56.00	55.00	55.00	85.11	85.11	85.00	31.50	22.80	5.00	3.76	3.76	3.76	7.67	9.12	85.11
25	30.55	30.66	30.66	30.66	17.44	16.16	11.31	7.92	15.03	15.03	30.66	30.66	30.66	30.66	22.22	22.22	16.16	3.36	3.36	3.76	3.36	3.36	4.00	6.66	30.66
26	10.00	10.00	9.93	9.36	6.54	6.54	4.90	4.16	8.18	16.04	25.00	24.08	24.29	21.29	20.73	17.50	10.16	2.45	2.30	0.56	0.56	0.56	0.75	0.99	25.00
27	10.00	10.00	10.00	10.00	10.00	10.00	5.73	4.30	5.00	9.55	17.69	17.69	17.69	17.69	17.69	17.00	12.00	1.43	0.62	0.54	0.54	0.77	0.77	0.82	17.69
28	5.00	7.62	8.53	10.55	8.11	3.50	1.69	2.74	3.85	2.00	3.88	10.00	7.72	10.77	12.11	5.42	1.75	1.33	0.77	0.77	0.85	0.85	0.85	2.16	12.11
29	11.22	20.53	22.89	22.89	22.89	12.23	14.46	14.40	14.48	20.99	33.18	33.18	41.00	41.00	41.00	41.00	8.75	7.01	7.01	5.50	11.22	7.10	3.48	7.10	41.00
30	8.88	12.00	12.00	11.47	8.88	3.50	6.14	6.14	14.93	17.61	23.50	36.48	28.70	36.36	45.00	44.44	8.88	1.90	1.90	1.90	1.90	1.55	2.55	4.02	45.00

Serbia June 2022



Transelectrica®
Societate Administrată în Sistem Dualist

Market for Allocation of Cross-Border Capacities

Daily Explicit Auctions on Romanian – Serbian border

Auction Price [Euro/MWh] – Import

Day	1	2	3	4	5	6	7	8	9	10	11	12	13	14	15	16	17	18	19	20	21	22	23	24	Max
1	0.05	0.05	0.05	0.05	0.05	0.07	0.05	0.05	0.05	0.05	0.05	0.05	0.05	0.05	0.05	0.05	0.11	0.11	0.11	0.23	0.23	0.16	0.16	0.11	0.23
2	0.11	0.11	0.11	0.11	0.11	0.15	0.21	0.78	0.62	0.38	0.22	0.22	0.22	0.25	0.25	0.25	0.38	0.89	0.89	0.89	0.89	0.89	0.70	0.36	0.89
3	0.09	0.07	0.07	0.07	0.07	0.09	0.07	0.11	0.09	0.06	0.06	0.06	0.06	0.06	0.06	0.06	0.06	0.11	0.16	0.23	0.23	0.23	0.11	0.09	0.23
4	0.05	0.05	0.05	0.05	0.05	0.06	0.06	0.05	0.05	0.01	0.01	0.05	0.05	0.03	0.03	0.03	0.05	0.06	0.06	0.54	0.69	0.69	0.25	0.11	0.69
5	0.01	0.01	0.01	0.01	0.01	0.01	0.01	0.01	0.01	0.01	0.01	0.01	0.01	0.01	0.01	0.01	0.01	0.03	0.03	0.07	0.01	0.01	0.00	0.00	0.07
6	0.00	0.00	0.00	0.00	0.00	0.01	0.00	0.07	0.07	0.05	0.36	0.36	0.36	0.41	0.41	0.41	0.51	0.51	1.09	0.51	0.51	0.51	0.51	0.01	1.09
7	0.01	0.01	0.01	0.01	0.01	0.01	0.02	0.02	0.01	0.01	0.05	0.05	0.05	0.05	0.05	0.06	0.10	0.22	0.22	0.12	0.12	0.09	0.10	0.03	0.22
8	0.06	0.06	0.06	0.06	0.06	0.06	0.11	0.22	0.11	0.11	0.11	0.05	0.05	0.05	0.05	0.06	0.06	0.29	0.31	0.34	0.34	0.31	0.11	0.05	0.34
9	0.07	0.07	0.07	0.07	0.07	0.09	0.53	0.62	0.62	0.31	0.31	0.31	0.23	0.23	0.23	0.23	0.31	0.58	0.58	0.58	0.58	0.51	0.23	0.20	0.62
10	0.11	0.11	0.11	0.11	0.11	0.11	0.50	0.50	0.50	0.32	0.32	0.31	0.31	0.31	0.31	0.31	0.31	0.48	0.51	0.48	0.48	0.48	0.23	0.20	0.51
11	0.06	0.06	0.06	0.06	0.06	0.06	0.06	0.06	0.06	0.06	0.05	0.05	0.06	0.05	0.05	0.05	0.05	0.06	0.06	0.06	0.06	0.06	0.06	0.05	0.06
12	0.00	0.00	0.00	0.00	0.00	0.00	0.00	0.00	0.00	0.00	0.00	0.00	0.00	0.00	0.00	0.00	0.00	0.00	0.00	0.00	0.00	0.00	0.00	0.00	0.00
13	0.00	0.00	0.00	0.00	0.00	0.00	0.00	0.03	0.03	0.00	0.00	0.00	0.00	0.00	0.00	0.00	0.00	0.16	0.23	0.43	0.43	0.38	0.22	0.14	0.43
14	0.09	0.09	0.09	0.09	0.09	0.09	0.19	0.17	0.15	0.11	0.11	0.09	0.09	0.09	0.09	0.09	0.09	0.11	0.14	0.26	0.26	0.11	0.14	0.09	0.26
15	0.00	0.00	0.00	0.00	0.00	0.00	0.00	0.00	0.00	0.00	0.00	0.00	0.00	0.00	0.00	0.00	0.00	0.00	0.00	0.00	0.00	0.00	0.00	0.00	0.00
16	0.00	0.00	0.00	0.00	0.00	0.00	0.00	0.00	0.00	0.00	0.00	0.00	0.00	0.00	0.00	0.00	0.00	0.00	0.00	0.00	0.00	0.00	0.00	0.00	0.00
17	0.00	0.00	0.00	0.00	0.00	0.00	0.00	0.00	0.00	0.00	0.00	0.00	0.00	0.00	0.00	0.00	0.00	0.00	0.00	0.00	0.00	0.00	0.00	0.00	0.00
18	0.00	0.00	0.00	0.00	0.00	0.00	0.00	0.00	0.00	0.00	0.00	0.00	0.00	0.00	0.00	0.00	0.00	0.00	0.00	0.00	0.00	0.00	0.00	0.00	0.00
19	0.00	0.00	0.00	0.00	0.00	0.00	0.00	0.00	0.00	0.00	0.00	0.00	0.00	0.00	0.00	0.00	0.00	0.00	0.00	0.00	0.00	0.00	0.00	0.00	0.00
20	0.25	0.16	0.16	0.14	0.14	0.20	0.44	0.44	0.44	0.44	0.27	0.06	0.06	0.06	0.06	0.06	0.06	0.38	0.44	0.44	0.44	0.44	0.44	0.16	0.44
21	0.14	0.14	0.09	0.09	0.09	0.09	0.18	0.18	0.18	0.09	0.05	0.05	0.02	0.02	0.02	0.02	0.05	0.18	0.21	0.21	0.51	0.18	0.05	0.00	0.51
22	0.00	0.00	0.00	0.00	0.00	0.00	0.00	0.01	0.00	0.00	0.00	0.00	0.00	0.00	0.00	0.00	0.00	0.00	0.05	0.05	0.05	0.00	0.00	0.00	0.05
23	0.00	0.00	0.00	0.00	0.00	0.00	0.00	0.02	0.02	0.00	0.00	0.00	0.00	0.00	0.00	0.00	0.00	0.00	0.01	0.09	0.12	0.12	0.09	0.01	0.12
24	0.00	0.00	0.00	0.00	0.00	0.00	0.01	0.01	0.00	0.00	0.00	0.00	0.00	0.00	0.00	0.00	0.00	0.02	0.02	0.02	0.02	0.00	0.00	0.00	0.02
25	0.00	0.00	0.00	0.00	0.00	0.00	0.02	0.02	0.00	0.00	0.00	0.00	0.00	0.00	0.00	0.00	0.00	0.05	0.05	0.05	0.05	0.05	0.02	0.00	0.05
26	0.00	0.00	0.00	0.00	0.00	0.00	0.00	0.00	0.00	0.00	0.00	0.00	0.00	0.00	0.00	0.00	0.00	0.00	0.00	0.00	0.00	0.00	0.00	0.00	0.00
27	0.00	0.00	0.00	0.00	0.00	0.00	0.00	0.00	0.00	0.00	0.00	0.00	0.00	0.00	0.00	0.00	0.00	0.00	0.01	0.01	0.01	0.00	0.00	0.00	0.01
28	0.00	0.00	0.00	0.00	0.00	0.00	0.00	0.00	0.00	0.00	0.00	0.00	0.00	0.00	0.00	0.00	0.00	0.00	0.00	0.00	0.00	0.00	0.00	0.00	0.00
29	0.00	0.00	0.00	0.00	0.00	0.00	0.00	0.00	0.00	0.00	0.00	0.00	0.00	0.00	0.00	0.00	0.00	0.00	0.00	0.00	0.00	0.00	0.00	0.00	0.00
30	0.00	0.00	0.00	0.00	0.00	0.00	0.00	0.00	0.00	0.00	0.00	0.00	0.00	0.00	0.00	0.00	0.00	0.00	0.00	0.00	0.00	0.00	0.00	0.00	0.00

Serbia June 2022

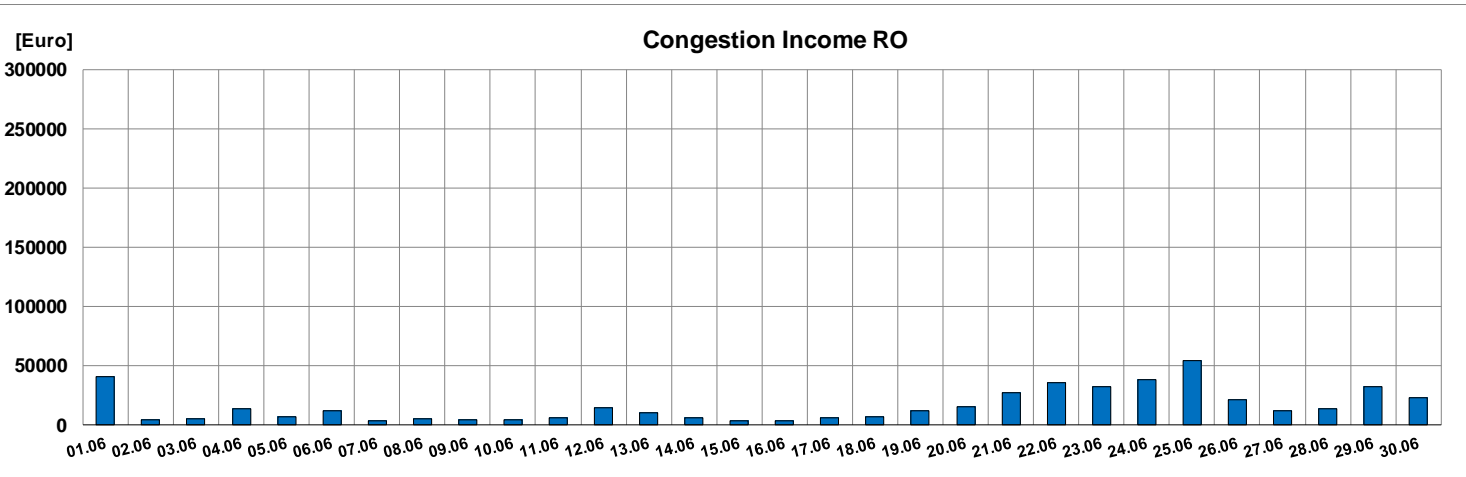
Public



Transelectrica®
Societate Administrată în Sistem Dualist

Market for Allocation of Cross-Border Capacities

Daily Explicit Allocation on Romanian – Serbian border



Day	Congestion Income border RO-RS [Euro]	Congestion Income RO [Euro]
01.06	81144	40572
02.06	8570	4285
03.06	10386	5193
04.06	27261	13630
05.06	13100	6550
06.06	23243	11621
07.06	7331	3666
08.06	10128	5064
09.06	8259	4130
10.06	7802	3901
11.06	11806	5903
12.06	29110	14555
13.06	20421	10210
14.06	11357	5679
15.06	6928	3464
16.06	7146	3573
17.06	11289	5645
18.06	13694	6847
19.06	23490	11745
20.06	30155	15077
21.06	53339	26670
22.06	71046	35523
23.06	64134	32067
24.06	76916	38458
25.06	107737	53868
26.06	41989	20995
27.06	23472	11736
28.06	26401	13200
29.06	64247	32124
30.06	45346	22673
Total	937248	468624

Daily Income [Euro]		Remuneration UIOSI [Euro]	
RO-RS	RS-RO	RO-RS	RS-RO
910647	26601	883133	19956
937248		903089	

TSO Income (Z-R) [Euro]	RO TSO Income (Z-R) [Euro]
34158	17079

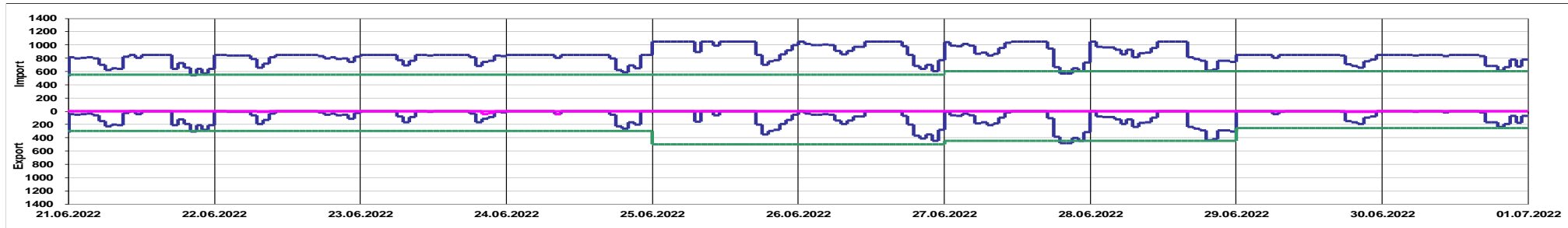
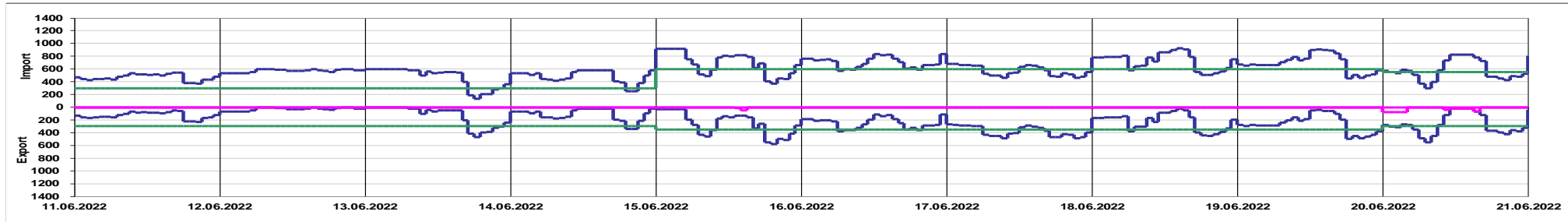
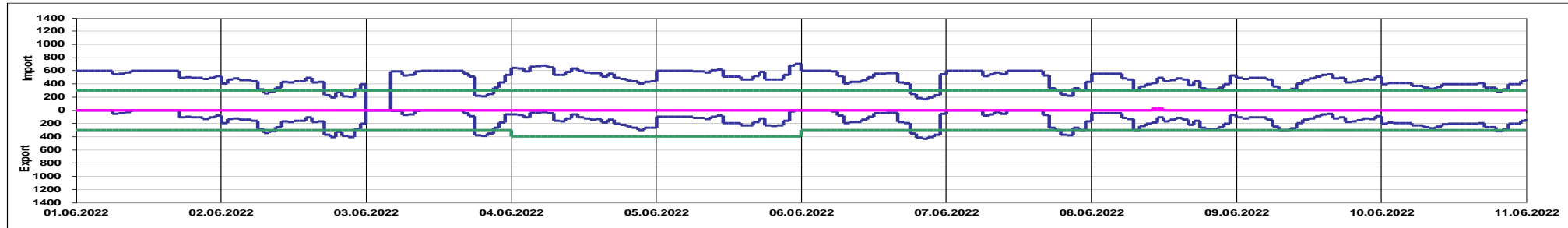


Transelectrica®
Societate Administrată în Sistem Dualist

Market for Allocation of Cross-Border Capacities

Intraday Explicit Auctions on Romanian – Serbian border

Serbia June 2022



Offered Capacity on Intraday Auction [MW]

Allocated Capacity on Intraday Auction [MW]

Net Transfer Capacity (NTC) [MW]

Public



Transelectrica®
Societate Administrată în Sistem Dualist

Market for Allocation of Cross-Border Capacities

Intraday Explicit Auctions on Romanian – Serbian border

Auction Price [Euro/MWh] - Export

Day	1	2	3	4	5	6	7	8	9	10	11	12	13	14	15	16	17	18	19	20	21	22	23	24	Max	
1	-	-	-	-	-	-	0.00	0.00	0.00	-	-	-	-	-	-	-	-	0.00	0.00	0.00	0.00	0.00	0.00	0.00	0.00	0.00
2	0.00	0.00	0.00	0.00	0.00	0.00	0.00	0.00	0.00	0.00	0.00	0.00	0.00	0.00	0.00	0.00	0.00	0.00	0.00	0.00	0.00	0.00	0.00	0.00	0.00	0.00
3	-	-	-	-	0.00	0.00	0.00	0.00	0.00	-	-	-	-	-	-	-	0.00	0.00	0.00	0.00	0.00	0.00	0.00	0.00	0.00	0.00
4	0.00	0.00	0.00	0.00	0.00	0.00	0.00	0.00	0.00	0.00	0.00	0.00	0.00	0.00	0.00	0.00	0.00	0.00	0.00	0.00	0.00	0.00	0.00	0.00	0.00	0.00
5	0.00	0.00	0.00	0.00	0.00	0.00	0.00	0.00	0.00	0.00	0.00	0.00	0.00	0.00	0.00	0.00	0.00	0.00	0.00	0.00	0.00	0.00	0.00	0.00	0.00	0.00
6	0.00	0.00	-	-	-	0.00	0.00	0.00	0.00	0.00	0.00	0.00	0.00	0.00	0.00	0.00	0.00	0.00	0.00	0.00	0.00	0.00	0.00	0.00	0.00	0.00
7	-	-	-	-	-	-	0.00	0.00	0.00	0.00	-	-	-	-	-	-	0.00	0.00	0.00	0.00	0.00	0.00	0.00	0.00	0.00	0.00
8	0.00	0.00	0.00	0.00	0.00	0.00	0.00	0.00	0.00	0.00	0.00	0.00	0.00	0.00	0.00	0.00	0.00	0.00	0.00	0.00	0.00	0.00	0.00	0.00	0.00	0.00
9	0.00	0.00	0.00	0.00	0.00	0.00	0.00	0.00	0.00	0.00	0.00	0.00	0.00	0.00	0.00	0.00	0.00	0.00	0.00	0.00	0.00	0.00	0.00	0.00	0.00	0.00
10	0.00	0.00	0.00	0.00	0.00	0.00	0.00	0.00	0.00	0.00	0.00	0.00	0.00	0.00	0.00	0.00	0.00	0.00	0.00	0.00	0.00	0.00	0.00	0.00	0.00	0.00
11	0.00	0.00	0.00	0.00	0.00	0.00	0.00	0.00	0.00	0.00	0.00	0.00	0.00	0.00	0.00	0.00	0.00	0.00	0.00	0.00	0.00	0.00	0.00	0.00	0.00	0.00
12	0.00	0.00	0.00	0.00	0.00	0.00	-	-	0.00	0.00	0.00	0.00	0.00	0.00	0.00	-	0.00	0.00	0.00	0.00	0.00	-	-	0.00	0.00	0.00
13	-	-	-	-	-	-	-	0.00	0.00	0.00	0.00	0.00	0.00	0.00	0.00	0.00	0.00	0.00	0.00	0.00	0.00	0.00	0.00	0.00	0.00	0.00
14	0.00	0.00	0.00	0.00	0.00	0.00	0.00	0.00	0.00	0.00	0.00	0.00	0.00	0.00	0.00	0.00	0.00	0.00	0.00	0.00	0.00	0.00	0.00	0.00	0.00	0.00
15	0.00	0.00	0.00	0.00	0.00	0.00	0.00	0.00	0.00	0.00	0.00	0.00	0.00	0.00	0.00	0.00	0.00	0.00	0.00	0.00	0.00	0.00	0.00	0.00	0.00	0.00
16	0.00	0.00	0.00	0.00	0.00	0.00	0.00	0.00	0.00	0.00	0.00	0.00	0.00	0.00	0.00	0.00	0.00	0.00	0.00	0.00	0.00	0.00	0.00	0.00	0.00	0.00
17	0.00	0.00	0.00	0.00	0.00	0.00	0.00	0.00	0.00	0.00	0.00	0.00	0.00	0.00	0.00	0.00	0.00	0.00	0.00	0.00	0.00	0.00	0.00	0.00	0.00	0.00
18	0.00	0.00	0.00	0.00	0.00	0.00	0.00	0.00	0.00	0.00	0.00	0.00	0.00	0.00	0.00	0.00	0.00	0.00	0.00	0.00	0.00	0.00	0.00	0.00	0.00	0.00
19	0.00	0.00	0.00	0.00	0.00	0.00	0.00	0.00	0.00	0.00	0.00	0.00	0.00	0.00	0.00	0.00	0.00	0.00	0.00	0.00	0.00	0.00	0.00	0.00	0.00	0.00
20	0.00	0.00	0.00	0.00	0.00	0.00	0.00	0.00	0.00	0.00	0.00	0.00	0.00	0.00	0.00	0.00	0.00	0.00	0.00	0.00	0.00	0.00	0.00	0.00	0.00	0.00
21	0.00	0.00	0.00	0.00	0.00	0.00	0.00	0.00	0.00	0.00	0.00	0.00	0.00	2.00	2.00	2.00	2.00	0.00	0.00	0.00	0.00	0.00	0.00	0.00	0.00	0.00
22	-	-	0.00	0.00	0.00	0.00	0.00	0.00	0.00	0.00	-	-	-	-	-	-	-	0.00	0.00	0.00	0.00	0.00	0.00	0.00	0.00	0.00
23	-	-	-	-	-	-	0.00	0.00	0.00	0.00	-	0.00	-	-	-	-	-	-	0.00	0.00	0.00	0.00	0.00	0.00	0.00	0.00
24	-	-	-	-	-	-	-	-	0.00	-	-	-	-	-	-	-	-	-	0.00	0.00	0.00	0.00	0.00	-	-	0.00
25	-	-	-	-	-	-	-	0.00	-	-	0.00	-	-	-	-	-	-	-	0.00	0.00	0.00	0.00	0.00	0.00	0.00	0.00
26	-	0.00	0.00	0.00	0.00	0.00	0.00	0.00	0.00	0.00	0.00	-	-	-	-	-	-	0.00	0.00	0.00	0.00	0.00	0.00	0.00	0.00	0.00
27	0.00	0.00	0.00	0.00	0.00	0.00	0.00	0.00	0.00	0.00	0.00	-	-	-	-	-	-	0.00	0.00	0.00	0.00	0.00	0.00	0.00	0.00	0.00
28	-	0.00	0.00	0.00	0.00	0.00	0.00	0.00	0.00	0.00	0.00	-	-	-	-	-	-	0.00	0.00	0.00	0.00	0.00	0.00	0.00	0.00	0.00
29	-	-	-	-	-	-	0.00	0.00	0.00	-	-	-	-	-	-	-	-	0.00	0.00	0.00	0.00	0.00	0.00	0.00	0.00	0.00
30	-	-	-	-	-	0.00	-	-	-	-	0.00	-	-	-	-	-	-	0.00	0.00	0.00	0.00	0.00	0.00	0.00	0.00	0.00

Serbia June 2022

Market for Allocation of Cross-Border Capacities



Transelectrica[®]
Societate Administrată în Sistem Dualist

Monthly Auctions Bids Statistics

June 2022		1	2	3	4	5	6	7	8	9	10	11	12	13	14	15	16	17	18	19	20	21	22	23	24	25	26	27	28	29	30
Hungary export	Number of Capacity Traders	44	44	44	44	44	44	44	44	44	44	44	44	44	44	44	44	44	44	44	44	44	44	44	44	44	44	44	44	44	
	Number of Capacity Holders	19	19	19	19	19	19	19	19	19	19	19	19	19	19	19	19	19	19	19	19	19	19	19	19	19	19	19	19	19	
	Number of Bids	311	311	311	311	311	311	311	311	311	311	311	311	311	311	311	311	311	311	311	311	311	311	311	311	311	311	311	311	311	
Hungary import	Number of Capacity Traders	37	37	37	37	37	37	37	37	37	37	37	37	37	37	37	37	37	37	37	37	37	37	37	37	37	37	37	37	37	
	Number of Capacity Holders	13	13	13	13	13	13	13	13	13	13	13	13	13	13	13	13	13	13	13	13	13	13	13	13	13	13	13	13	13	
	Number of Bids	221	221	221	221	221	221	221	221	221	221	221	221	221	221	221	221	221	221	221	221	221	221	221	221	221	221	221	221	221	
Bulgaria export	Number of Capacity Traders	27	27	27	27	27	27	27	27	27	27	27	27	27	27	27	27	27	27	27	27	27	27	27	27	27	27	27	27	27	
	Number of Capacity Holders	8	8	8	8	8	8	8	8	8	8	8	8	8	8	8	8	8	8	8	8	8	8	8	8	8	8	8	8	8	
	Number of Bids	133	133	133	133	133	133	133	133	133	133	133	133	133	133	133	133	133	133	133	133	133	133	133	133	133	133	133	133	133	
Bulgaria import	Number of Capacity Traders	37	37	37	37	37	37	37	37	37	37	37	37	37	37	37	37	37	37	37	37	37	37	37	37	37	37	37	37	37	
	Number of Capacity Holders	18	18	18	18	18	18	18	18	18	18	18	18	18	18	18	18	18	18	18	18	18	18	18	18	18	18	18	18	18	
	Number of Bids	230	230	230	230	230	230	230	230	230	230	230	230	230	230	230	230	230	230	230	230	230	230	230	230	230	230	230	230	230	
Serbia export	Number of Capacity Traders	14	14	14	14	14	13	13	13	13	13	13	13	13	13	13	13	13	13	13	13	13	13	13	13	13	14	14	14	-	
	Number of Capacity Holders	6	6	6	8	8	7	7	7	7	7	7	7	7	7	9	9	9	9	9	9	6	6	6	6	6	11	11	10	10	
	Number of Bids	73	73	73	78	78	69	69	69	69	69	69	69	69	69	73	73	73	73	73	73	69	69	69	69	69	77	77	77	-	
Serbia import	Number of Capacity Traders	11	11	11	11	11	11	11	11	11	11	11	11	11	11	11	11	11	11	11	11	11	11	11	11	11	11	11	11	11	
	Number of Capacity Holders	6	6	6	6	6	6	6	6	6	6	6	6	6	6	10	10	10	10	10	10	9	9	9	9	9	9	10	10	10	
	Number of Bids	57	57	57	57	57	57	57	57	57	57	57	57	57	57	57	57	57	57	57	57	55	55	55	55	55	55	55	56	56	
Ukraine export	Number of Capacity Traders	-	-	-	-	-	-	-	-	-	-	-	-	-	-	-	-	-	-	-	-	-	-	-	-	-	-	-	-	-	
	Number of Capacity Holders	-	-	-	-	-	-	-	-	-	-	-	-	-	-	-	-	-	-	-	-	-	-	-	-	-	-	-	-	-	
	Number of Bids	-	-	-	-	-	-	-	-	-	-	-	-	-	-	-	-	-	-	-	-	-	-	-	-	-	-	-	-	-	
Ukraine import	Number of Capacity Traders	-	-	-	-	-	-	-	-	-	-	-	-	-	-	-	-	-	-	-	-	-	-	-	-	-	-	-	-	-	
	Number of Capacity Holders	-	-	-	-	-	-	-	-	-	-	-	-	-	-	-	-	-	-	-	-	-	-	-	-	-	-	-	-	-	
	Number of Bids	-	-	-	-	-	-	-	-	-	-	-	-	-	-	-	-	-	-	-	-	-	-	-	-	-	-	-	-	-	
Moldavia import RO_Cioara	Number of Capacity Traders	-	-	-	-	-	-	-	-	-	-	-	-	-	-	-	-	-	-	-	-	-	-	-	-	-	-	-	-	-	
	Number of Capacity Holders	-	-	-	-	-	-	-	-	-	-	-	-	-	-	-	-	-	-	-	-	-	-	-	-	-	-	-	-	-	
	Number of Bids	-	-	-	-	-	-	-	-	-	-	-	-	-	-	-	-	-	-	-	-	-	-	-	-	-	-	-	-	-	
Moldavia import RO_Costesti	Number of Capacity Traders	-	-	-	-	-	-	-	-	-	-	-	-	-	-	-	-	-	-	-	-	-	-	-	-	-	-	-	-	-	
	Number of Capacity Holders	-	-	-	-	-	-	-	-	-	-	-	-	-	-	-	-	-	-	-	-	-	-	-	-	-	-	-	-	-	
	Number of Bids	-	-	-	-	-	-	-	-	-	-	-	-	-	-	-	-	-	-	-	-	-	-	-	-	-	-	-	-	-	
Moldavia import RO_Vulcanesti	Number of Capacity Traders	-	-	-	-	-	-	-	-	-	-	-	-	-	-	-	-	-	-	-	-	-	-	-	-	-	-	-	-	-	
	Number of Capacity Holders	-	-	-	-	-	-	-	-	-	-	-	-	-	-	-	-	-	-	-	-	-	-	-	-	-	-	-	-	-	
	Number of Bids	-	-	-	-	-	-	-	-	-	-	-	-	-	-	-	-	-	-	-	-	-	-	-	-	-	-	-	-	-	

June 2022	Maximum	Minimum
Number of Capacity Traders	44	11
Number of Capacity Holders	19	6
Number of Bids	311	55

Market for Allocation of Cross-Border Capacities



Daily Explicit Auctions Bids Statistics

June 2022 Daily Auctions		1	2	3	4	5	6	7	8	9	10	11	12	13	14	15	16	17	18	19	20	21	22	23	24	25	26	27	28	29	30
Serbia Export	Maximum Number of Capacity Traders	9	7	8	8	9	6	7	8	8	7	8	9	10	8	9	8	9	9	9	9	10	10	11	10	9	8	8	7	8	10
	Maximum Number of Capacity Holders	6	6	6	7	7	5	5	5	6	5	6	6	5	5	4	6	6	7	5	5	6	6	7	6	7	6	5	5	5	6
	Maximum Number of Bids	45	36	40	45	40	34	25	39	38	37	40	47	45	38	35	34	35	39	46	45	43	48	48	46	49	42	39	42	45	50
Serbia Import	Maximum Number of Capacity Traders	7	8	7	8	7	9	9	10	9	7	8	6	9	9	8	8	7	8	9	9	11	8	9	9	9	7	8	7	7	7
	Maximum Number of Capacity Holders	7	7	7	8	7	7	8	8	7	6	7	6	7	8	8	8	7	8	9	8	9	8	9	9	9	7	8	7	7	7
	Maximum Number of Bids	38	38	39	40	33	36	26	40	39	39	35	32	39	38	34	34	33	33	43	39	41	38	38	36	40	33	38	33	35	34

June 2022 Daily Auctions		1	2	3	4	5	6	7	8	9	10	11	12	13	14	15	16	17	18	19	20	21	22	23	24	25	26	27	28	29	30
Ukraine Export	Maximum Number of Capacity Traders	-	-	-	-	-	-	-	-	-	-	-	-	-	-	-	-	-	-	-	-	-	-	-	-	-	-	-	-	-	1
	Maximum Number of Capacity Holders	-	-	-	-	-	-	-	-	-	-	-	-	-	-	-	-	-	-	-	-	-	-	-	-	-	-	-	-	-	1
	Maximum Number of Bids	-	-	-	-	-	-	-	-	-	-	-	-	-	-	-	-	-	-	-	-	-	-	-	-	-	-	-	-	-	1
Ukraine Import	Maximum Number of Capacity Traders	-	-	-	-	-	-	-	-	-	-	-	-	-	-	-	-	-	-	-	-	-	-	-	-	-	-	-	-	-	7
	Maximum Number of Capacity Holders	-	-	-	-	-	-	-	-	-	-	-	-	-	-	-	-	-	-	-	-	-	-	-	-	-	-	-	-	-	5
	Maximum Number of Bids	-	-	-	-	-	-	-	-	-	-	-	-	-	-	-	-	-	-	-	-	-	-	-	-	-	-	-	-	-	10

Note: In the table are presented the daily maximum hourly values. Daily allocation capacity on the Ukrainian border was introduced on 29.06.2022, for the delivery day 30.06.2022.



Intraday Explicit Auctions Bids Statistics

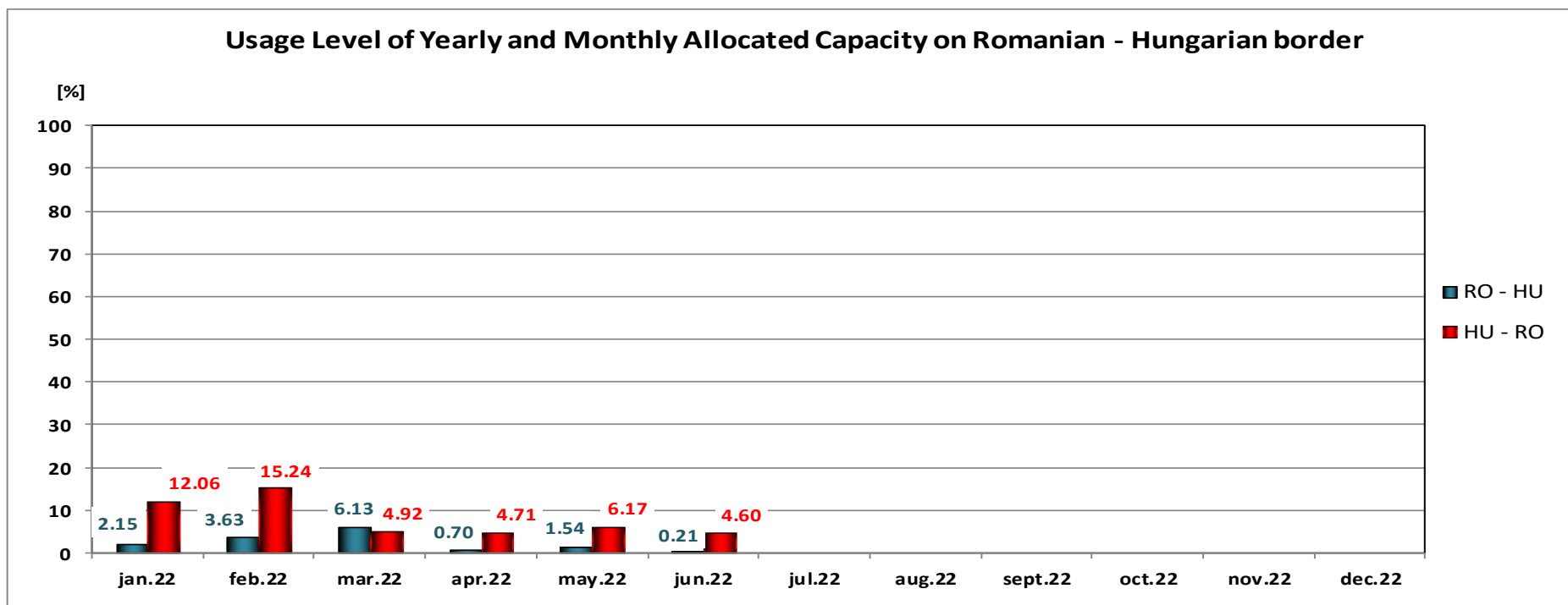
June 2022	Intraday Auctions	1	2	3	4	5	6	7	8	9	10	11	12	13	14	15	16	17	18	19	20	21	22	23	24	25	26	27	28	29	30
Serbia Export	Maximum Number of Capacity Traders	0	0	0	0	0	0	0	0	0	0	0	0	0	0	1	0	0	0	0	2	0	1	1	1	0	0	0	0	1	0
	Maximum Number of Capacity Holders	-	-	-	-	-	-	-	-	-	-	-	-	-	-	1	-	-	-	-	2	-	1	1	1	-	-	-	-	1	-
Serbia Import	Maximum Number of Capacity Traders	0	0	0	0	0	0	0	1	0	0	0	0	0	0	0	0	0	0	0	0	0	0	0	0	0	0	0	0	0	0
	Maximum Number of Capacity Holders	-	-	-	-	-	-	-	1	-	-	-	-	-	-	-	-	-	-	-	-	-	-	-	-	-	-	-	-	-	-

Note: In the table are presented the daily maximum hourly values.

Long term Auction on Romanian – Hungarian border

Usage Level of Allocated Capacity

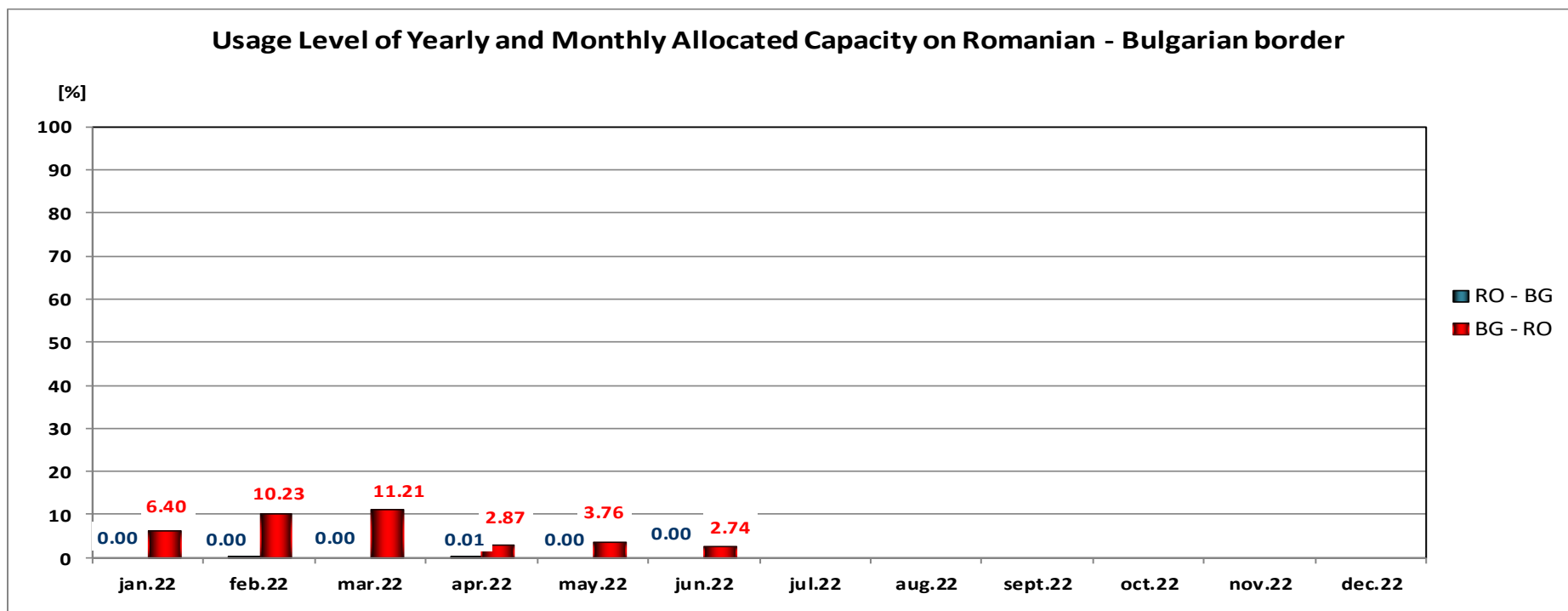
CET



Usage level of yearly and monthly allocated capacity was calculated as ratio between nominated capacity and sum of allocated capacity at yearly and monthly auctions after returns.

From the beginning of the year, the average values (arithmetic) of usage level are: 2.39% on export direction and 7.95% on import direction.

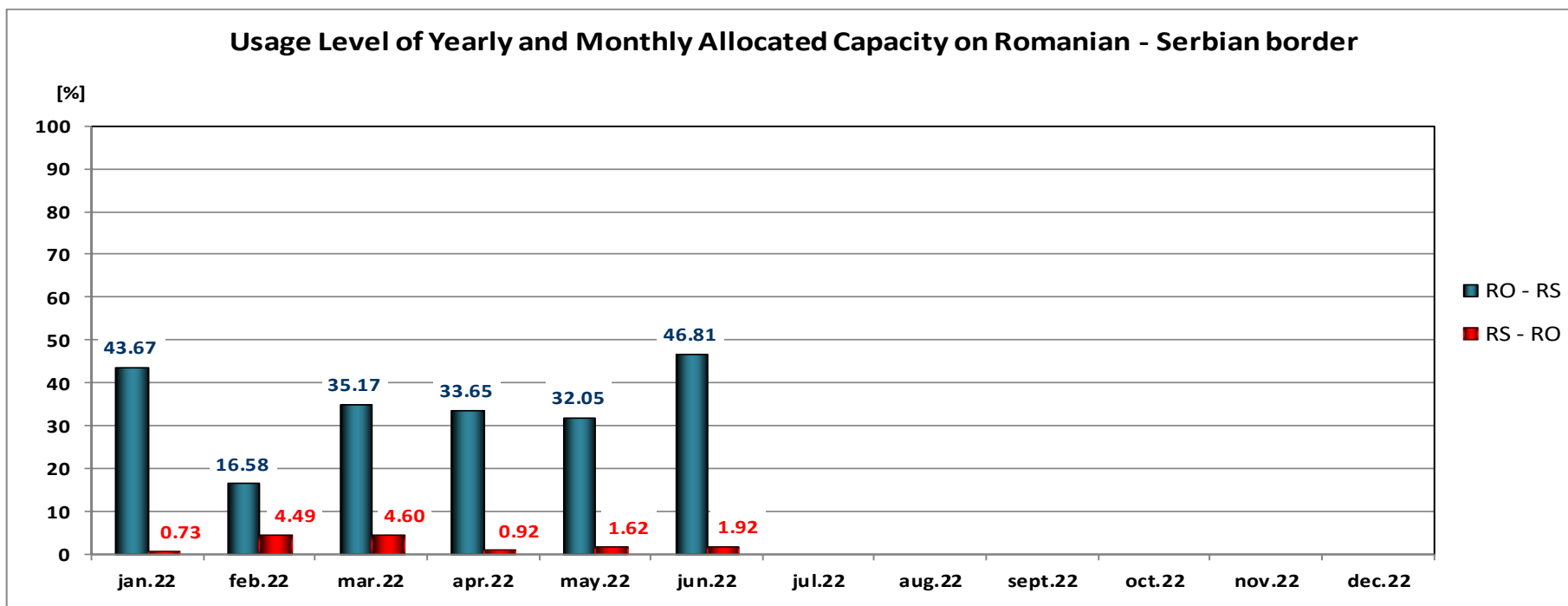
CET



Usage level of yearly and monthly allocated capacity was calculated as ratio between nominated capacity and sum of allocated capacity at yearly and monthly auctions after returns.

From the beginning of the year, the average values (arithmetic) of usage level are: 0% on export direction and 6.2% on import direction.

CET



Usage level of yearly and monthly allocated capacity was calculated as ratio between nominated capacity and sum of allocated capacity at yearly and monthly auctions after returns.

From the beginning of the year, the average values (arithmetic) of usage level are: 34.66% on export direction and 2.38% on import direction.



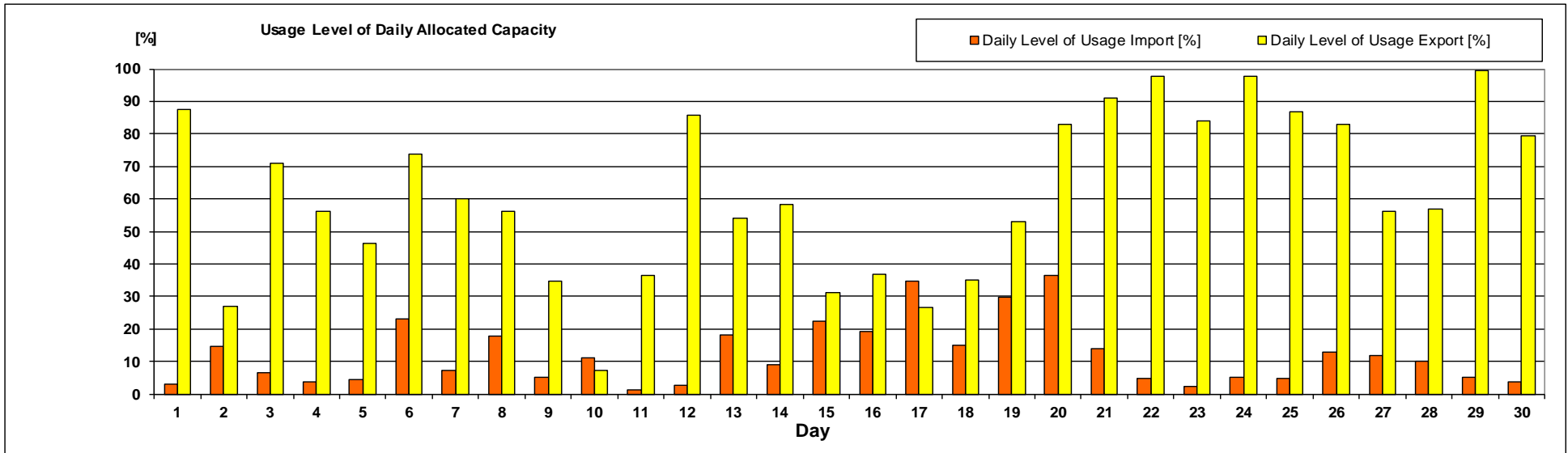
Transelectrica®
Societate Administrată în Sistem Dualist

Market for Allocation of Cross-Border Capacities

Daily Auctions on Romanian – Serbian border

Usage Level of Daily Allocated Capacity

Serbia June 2022



Daily Level of Usage [%]

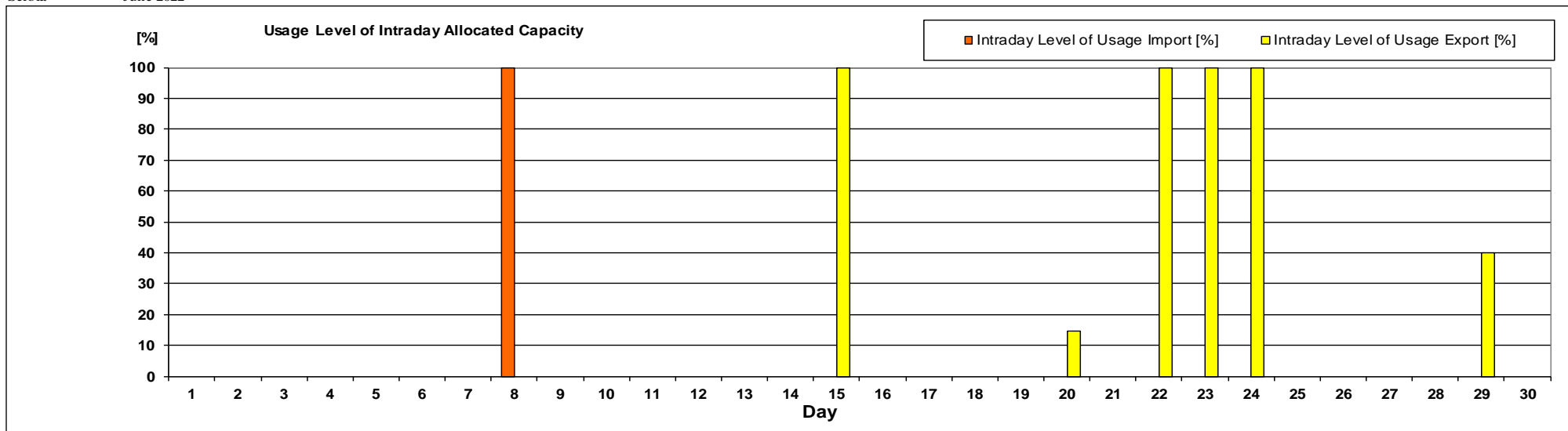
June 2022	1	2	3	4	5	6	7	8	9	10	11	12	13	14	15	16	17	18	19	20	21	22	23	24	25	26	27	28	29	30
Import	2.86	14.57	6.59	3.68	4.54	23.13	7.23	17.86	5.04	11.23	1.35	2.64	18.20	8.92	22.49	19.31	34.59	14.89	29.86	36.42	13.97	4.59	2.22	5.24	4.69	12.87	11.96	9.90	5.00	3.54
Export	87.45	26.88	71.08	56.17	46.39	73.82	60.09	56.18	34.79	7.33	36.39	85.81	54.20	58.33	31.32	36.85	26.47	34.95	53.12	83.06	91.12	97.65	84.15	97.79	86.86	82.96	56.00	56.84	99.49	79.40

Level of usage of daily allocated capacity, calculated at monthly level, as ratio between sum of nominated daily capacities and sum of daily allocated capacities, has the following values:

- Import 12.24 [%]
- Export 58.57 [%]

Serbia

June 2022



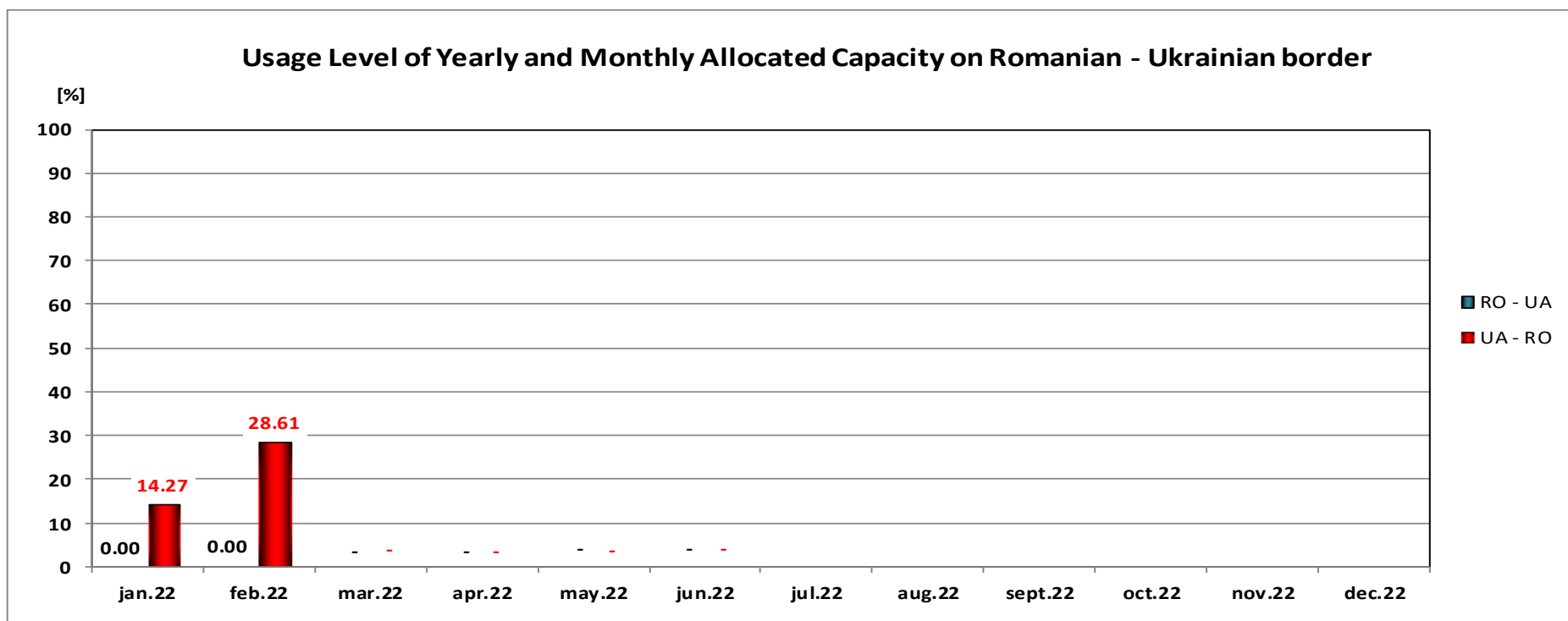
Intraday Level of Usage [%]

June 2022	1	2	3	4	5	6	7	8	9	10	11	12	13	14	15	16	17	18	19	20	21	22	23	24	25	26	27	28	29	30
Import	-	-	-	-	-	-	-	100.00	-	-	-	-	-	-	-	-	-	-	-	-	-	-	-	-	-	-	-	-	-	
Export	-	-	-	-	-	-	-	-	-	-	-	-	-	-	100.00	-	-	-	-	14.77	-	100.00	100.00	100.00	-	-	-	-	40.00	-

Level of usage of intraday allocated capacity, calculated at monthly level, as ratio between sum of nominated intraday capacities and sum of intraday allocated capacities, has the following values:

- Import - 100 [%] (capacity was requested only in 08.06.2022)
- Export – 39.15 [%]

CET



Usage level of yearly and monthly allocated capacity was calculated as ratio between nominated capacity and sum of allocated capacity at yearly and monthly auctions.

From the beginning of the year, the average values (arithmetic) of usage level are: 0% on export direction and 21.44% on import direction. Long term auctions are currently suspended on Ukrainian border.

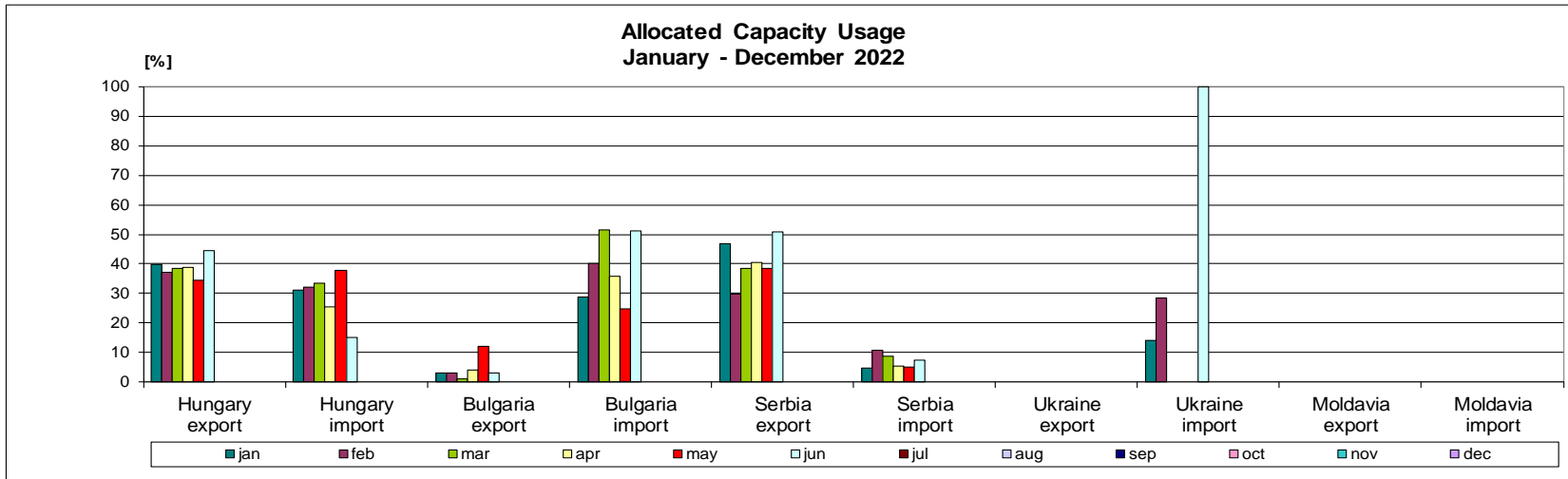
Market for Allocation of Cross-Border Capacities



Transelectrica®

Societate Administrată în Sistem Dualist

Usage level of capacity rights



The level of usage of total capacity rights on one border and direction represent the percentage ratio between the energy associated with the commercial transactions, nominated during a month, and the energy associated with the total capacity rights.

[%]	Hungary export	Hungary import	Bulgaria export	Bulgaria import	Serbia export	Serbia import	Ukraine export	Ukraine import	Moldavia export	Moldavia import
jan	39.89	30.99	3.10	28.88	46.85	4.87	0.00	14.27	-	-
feb	37.21	32.04	3.08	40.31	29.92	10.93	0.00	28.61	-	-
mar	38.47	33.60	1.21	51.47	38.34	8.64	-	-	-	-
apr	38.96	25.35	3.97	35.75	40.53	5.42	-	-	-	-
may	34.32	37.89	12.13	24.68	38.57	5.03	-	-	-	-
jun	44.47	15.19	3.08	51.10	51.00	7.51	0.00	99.79	-	-
jul										
aug										
sep										
oct										
nov										
dec										
average	38.89	29.18	4.43	38.70	40.87	7.07	0.00	47.56	-	-

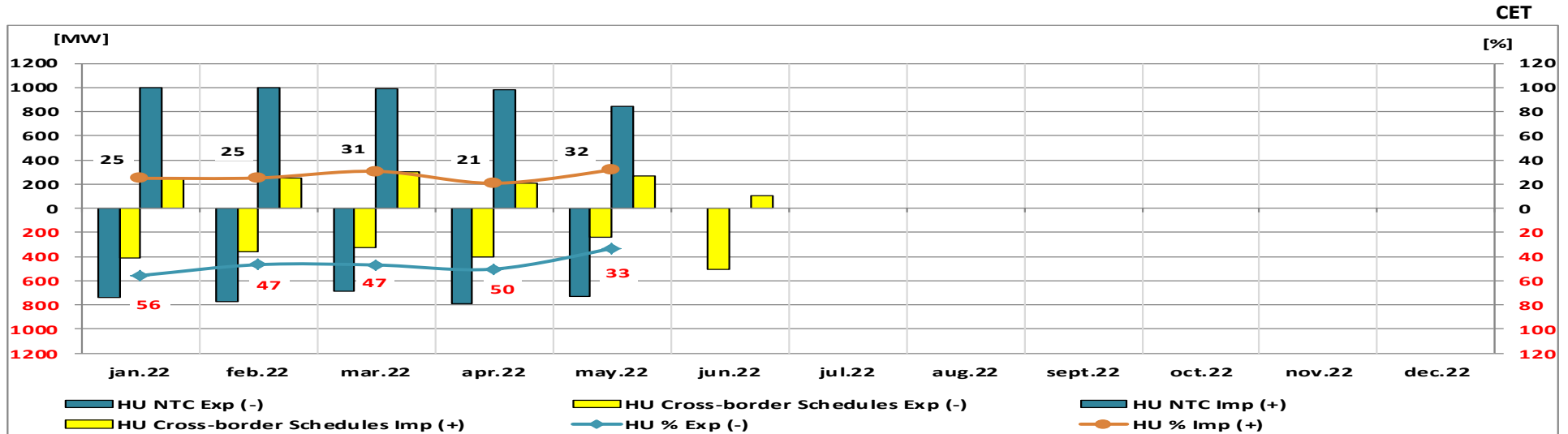
In June 2022, it was noticed a low level of total capacity rights usage. The highest levels of usage on import direction were on Ukrainian and Bulgarian borders. On export direction the highest level of usage was on Serbian border. On the Ukrainian border daily allocation capacity was introduced on 29.06.2022, for the delivery day 30.06.2022. Monthly auctions are currently suspended.



Transelectrica®
Societate Administrată în Sistem Dualist

Market for Allocation of Cross-Border Capacities

Usage Level of NTC on Romanian – Hungarian border



Hungary (monthly averages values, MW)	jan.22	feb.22	mar.22	apr.22	may.22	jun.22	jul.22	aug.22	sept.22	oct.22	nov.22	dec.22	sum
HU NTC Exp (-)	-735	-771	-688	-794	-727	-							-3716
HU Cross-border Schedules Exp (-)	-409	-360	-323	-399	-242	-503							-2236
HU NTC Imp (+)	1000	1000	988	982	846	-							4816
HU Cross-border Schedules Imp (+)	249	252	303	204	269	108							1384

The level of usage was calculated as ratio between total commercial cross-border schedules (capacity nominated on long and short term) and NTC. From the beginning of the year, the average values (arithmetic) of usage level are: 46.56% on export direction and 26.66% on import direction.

Note: starting with June 2022 Day - Ahead Flow - Based Market Coupling was launched in the Core region (of which the RO – HU border is also a part). Consequently, NTC level of usage on RO – HU border was no longer considered relevant.

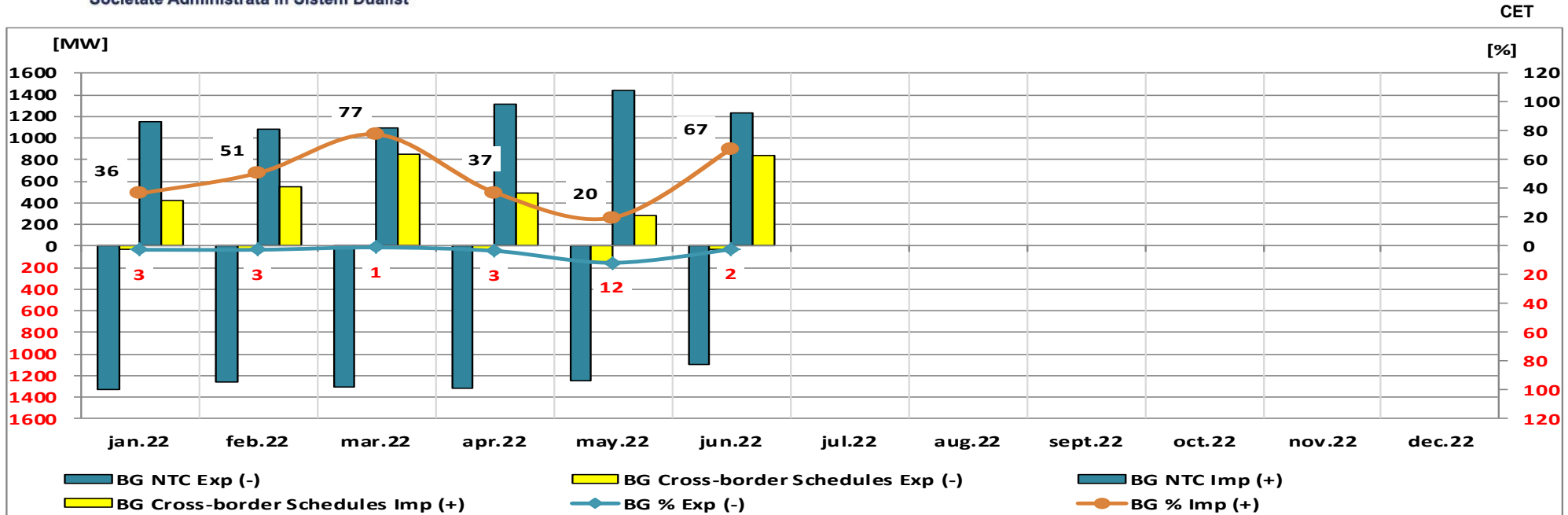


Transelectrica®

Societate Administrată în Sistem Dualist

Market for Allocation of Cross-Border Capacities

Usage Level of NTC on Romanian – Bulgarian border



Bulgaria (monthly averages values, MW)	jan.22	feb.22	mar.22	apr.22	may.22	jun.22	jul.22	aug.22	sept.22	oct.22	nov.22	dec.22	sum
BG NTC Exp (-)	-1324	-1265	-1306	-1316	-1251	-1094							-7556
BG Cross-border Schedules Exp (-)	-35	-34	-13	-45	-146	-26							-300
BG NTC Imp (+)	1149	1076	1094	1310	1440	1235							7305
BG Cross-border Schedules Imp (+)	418	546	848	486	284	834							3415

The level of usage was calculated as ratio between total cross-border schedules (capacity nominated on long and short term) and NTC. From the beginning of the year, the average values (arithmetic) of usage level are: 3.98% on export direction and 48.14% on import direction.

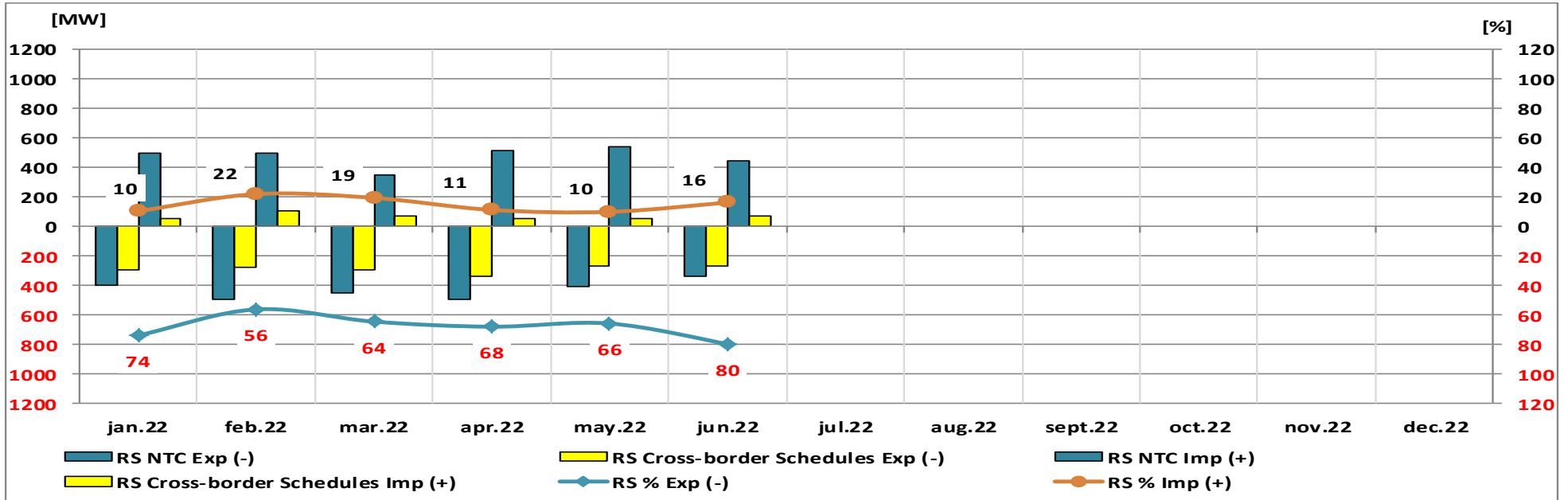


Transelectrica®
Societate Administrată în Sistem Dualist

Market for Allocation of Cross-Border Capacities

Usage Level of NTC on Romanian – Serbian border

CET



Serbia (monthly averages values, MW)	jan.22	feb.22	mar.22	apr.22	may.22	jun.22	jul.22	aug.22	sept.22	oct.22	nov.22	dec.22	sum
RS NTC Exp (-)	-400	-496	-451	-490	-405	-335							-2577
RS Cross-border Schedules Exp (-)	-295	-278	-290	-332	-266	-267							-1728
RS NTC Imp (+)	500	500	352	513	540	448							2854
RS Cross-border Schedules Imp (+)	52	110	69	58	54	73							417

The level of usage was calculated as ratio between total commercial cross-border schedules (capacity nominated on long and short term) and NTC.

From the beginning of the year, the average values (arithmetic) of usage level are: 67.86% on export direction and 14.97% on import direction.

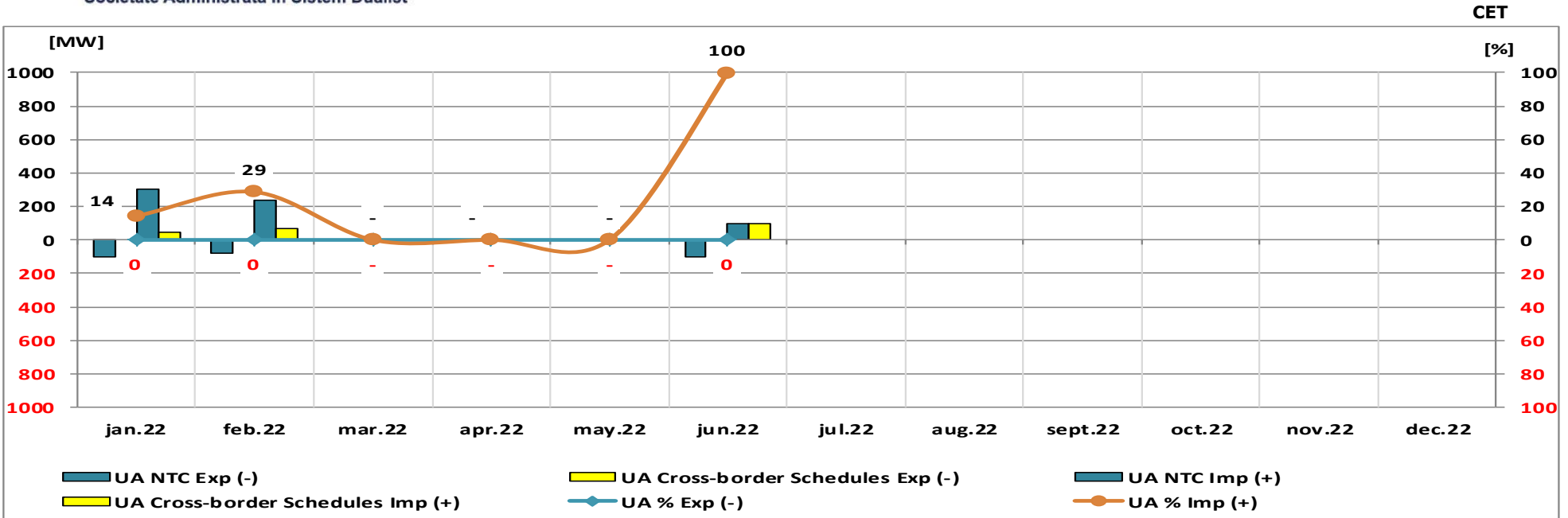


Transelectrica®

Societate Administrată în Sistem Dualist

Market for Allocation of Cross-Border Capacities

Usage Level of NTC on Romanian – Ukrainian border



Ukraine (monthly averages values, MW)	jan.22	feb.22	mar.22	apr.22	may.22	jun.22	jul.22	aug.22	sept.22	oct.22	nov.22	dec.22	sum
UA NTC Exp (-)	-100	-79	-	-	-	-100							-279
UA Cross-border Schedules Exp (-)	0.0	0.0	-	-	-	0.0							0
UA NTC Imp (+)	300	236	-	-	-	100							636
UA Cross-border Schedules Imp (+)	43	67	-	-	-	100							210

The level of usage was calculated as ratio between total commercial cross-border schedules (capacity nominated on long and short term) and NTC. From the beginning of the year, the average values (arithmetic) of usage level are: 0% on export direction and 47.56% on import direction.

On the Ukrainian border daily allocation capacity was introduced on 29.06.2022, for the delivery day 30.06.2022. Monthly auctions are currently suspended.

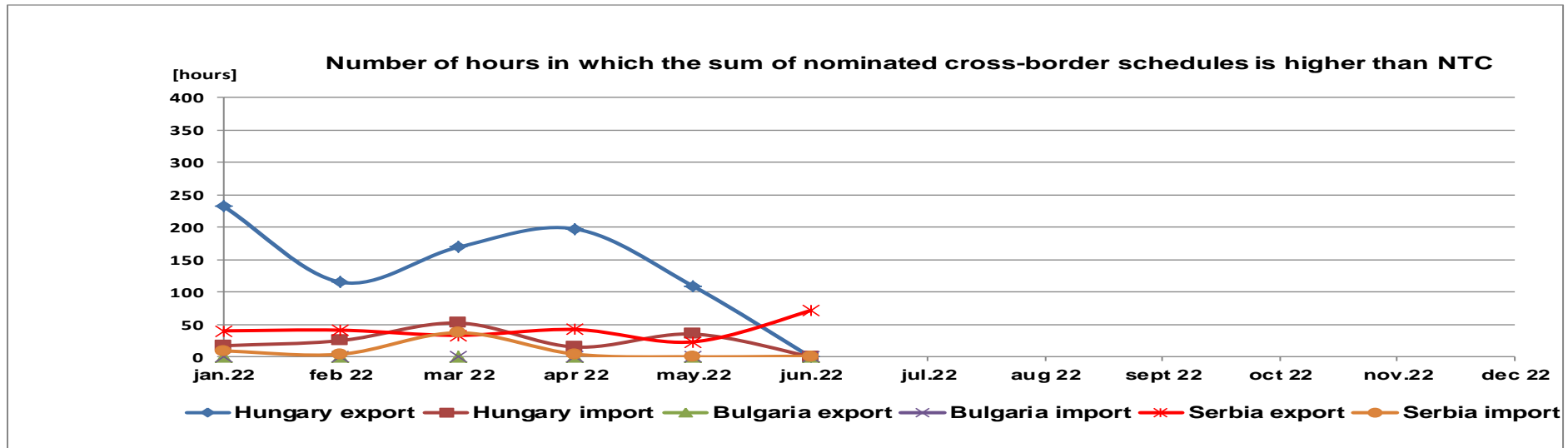


Transelectrica®
Societate Administrată în Sistem Dualist

Market for Allocation of Cross-Border Capacities

Maximization of NTC Usage

CET



Number of hours	jan.22	feb 22	mar 22	apr 22	may.22	jun.22	jul.22	aug 22	sept 22	oct 22	nov.22	dec 22
Hungary export	232	115	169	197	109	-						
Hungary import	17	25	52	15	35	-						
Bulgaria export	0	0	0	0	0	0						
Bulgaria import	0	0	0	0	0	0						
Serbia export	40	41	33	42	23	71						
Serbia import	9	4	37	4	0	1						

By making efficient use of the interconnection (applying “netting” principle in daily and intra-day offered capacity calculation) there are some hours in which sum of nominated cross-border schedules is higher than the NTC. Starting with June 2022, the Flow - Based Day - Ahead Market Coupling was launched across the whole Core region (including the RO – HU border). Consequently, counting the hours in which the sum of nominated cross-border schedules was higher than the NTC was no longer considered relevant for RO – HU border.

Market indicators (C1, C3, HHI) on auction type and total values per border direction

June 2022

Border	Auction												Total		
	Yearly			Monthly			Daily			Intraday			C1 [%]	C3 [%]	HHI
	C1 [%]	C3 [%]	HHI	C1 [%]	C3 [%]	HHI	C1 [%]	C3 [%]	HHI	C1 [%]	C3 [%]	HHI			
<i>Hungary import</i>	28.57	52.86	1414	25.63	53.80	1378	-	-	-	-	-	-	14.33	40.99	910
<i>Hungary export</i>	14.29	40.00	992	25.00	46.43	1108	-	-	-	-	-	-	11.11	30.95	669
<i>Bulgaria import</i>	40.00	69.00	2178	21.88	44.38	1071	-	-	-	-	-	-	26.22	52.68	1260
<i>Bulgaria export</i>	20.00	41.00	935	46.88	69.69	2651	-	-	-	-	-	-	24.39	47.20	1114
<i>Serbia import</i>	35.20	85.20	2720	22.64	61.78	1558	26.95	66.60	1807	100.00	100.00	10000	16.91	43.20	1036
<i>Serbia export</i>	44.40	78.00	2733	16.86	47.41	1280	27.02	62.97	1724	49.40	100.00	4745	23.82	49.37	1203
<i>Ukraine import</i>	-	-	-	-	-	-	44.25	84.42	3053	-	-	-	44.25	84.42	3053
<i>Ukraine export</i>	-	-	-	-	-	-	100.00	100.00	10000	-	-	-	100.00	100.00	10000
<i>Moldavia import</i>	-	-	-	-	-	-	-	-	-	-	-	-	-	-	-

Note:

- On the Hungarian border implicit daily allocation is organized through the market coupling mechanism of day-ahead electricity markets (CZ-SK-HU-RO starting with 20.11.2014, respectively integration in Single Day-Ahead Market Coupling (SDAC) starting with 18.06.2021) and implicit intraday allocation is organized as a result of the integration of Romanian intraday market in SIDC-Single Intra-Day Market (starting with 20.11.2019).
- On the Bulgarian border implicit intraday allocation is organized as a result of the integration of Romanian intraday market in SIDC (Single Intra-Day Market) (starting with 20.11.2019) and implicit daily allocation is organized as a result of the integration in Single Day-Ahead Market Coupling (SDAC) (starting with 28.10.2021).
- On the Ukrainian border explicit daily allocation is organized starting with 30.06.2022.



Email: Monitorizare.Piata@transelectrica.ro

Fax: 021 3035630