



Transelectrica®
Societate Administrată în Sistem Dualist

MARKET MONITORING REPORT

Market for Allocation of Cross-Border Capacities

July 2022



- ANRE - Romanian Energy Regulatory Authority
- HHI - Herfindahl-Hirschman Index
- BRP - Balance Responsible Party
- BM - Balancing Market
- DAM - Day Ahead Market
- TSO - Transmission System Operator
- DU – Dispatchable Unit
- PN – Physical Notification
- NDC - National Dispatching Center
- C1 – The market share of the largest market participant
- C3 – Total market share of top 3 market participants
- NPS – Minimum number of residual generators
- TTC – Total Transfer Capacity
- NTC – Net Transfer Capacity
- ATC – Available Transfer Capacity

Transelectrica, the Romanian Transmission System Operator, operates and monitors the activity of 3 types of markets: Balancing Market, Ancillary Services Market and Market for Allocation of Cross-Border Capacities.

Using the records from the markets data base, Transelectrica prepares daily, weekly and monthly monitoring reports. A part of the data included in these reports (those data which are not confidential) is published on the website **www.transelectrica.ro**



Transelectrica®
Societate Administrată în Sistem Dualist

- ✓ on the Bulgarian border, the daily allocation is of implicit type as a result of the integration of RO – BG border in Single Day-Ahead Market Coupling (SDAC). In case of decoupling, the Joint Allocation Office (JAO) is the organizer of the explicit daily auctions (shadow auctions) for RO – BG border. Implicit intraday allocation with continuous trading is organized on the Bulgarian border, as a result of the integration of Romanian intraday market in SIDC (Single Intra-Day Market). In the event of decoupling, no explicit intraday auctions are organized on RO – BG border.
- ✓ on the Hungarian border, the daily allocation is of implicit type as a result of the integration of RO – HU border in Single Day-Ahead Market Coupling (SDAC). Starting with 08.06.2022 (for the delivery day 09.06.2022) the Flow - Based Day - Ahead Market Coupling was launched across the whole Core region (including the RO – HU border), thus optimizing the energy exchange between the bidding zones within the region. In case of decoupling, the Joint Allocation Office (JAO) is the organizer of the explicit daily auctions (shadow auctions) for RO-HU border. Implicit intraday allocations are held with continuous trading, as a result of the integration of Romanian intraday market in SIDC (Single Intra-Day Market). On this border the 15 minutes cross-border product is available. In the event of decoupling, no explicit intraday auctions are organized on RO – HU border.
- ✓ the long term auctions on Hungarian and Bulgarian borders are held by Joint Allocation Office (JAO) based on Allocation Rules for Forward Capacity Allocation (HAR) and border specific Annex. On these borders it is applied:
 - ✓ reservation of a percentage of interconnection capacity for short term auction, offered capacity being calculated as 80% of the minimum of available capacities of all periods of the month;
 - ✓ starting with July 2022, at the monthly auctions on the Hungarian border, Physical Transmission Rights have been replaced by Financial Transmission Rights (allocated capacity is no longer a physical right that can be used by the participant, but it is only a financial right).
- ✓ on the Serbian border, the bilateral coordinated allocation is done for 100% of total capacity: daily auctions are held by EMS (Serbia) and long term and intraday auctions are held by Transelectrica. The intraday allocation is done in six auction sessions for time intervals: 00:00-04:00, 04:00-08:00, 08:00-12:00, 12:00-16:00, 16:00-20:00, 20:00-00:00 CET.
- ✓ Allocation of Physical Transmission Rights and UIOSI („use it or sell it”) principle are applied on the Bulgarian and Serbian borders.



- Long term auctions (yearly and monthly) are currently suspended on the Ukrainian – Romanian border, only unilateral daily auction being organized (until the coordinated allocation rules are agreed, the Ukrainian TSO held a pre-allocation, an prior auction to the auction organized by Romanian TSO).
- The “netting” principle is applied to NTC based daily and intraday allocation.
- The physical transmission rights are used (nominated) in accordance with „m:n” nomination principle;
- Transelectrica’s auctions are held on Damas platform, with euro currency trading;
- Daily auction results on the Serbian border (auction prices, allocated capacities) are provided by the Serbian TSO and long term auction results on the Hungarian and Bulgarian borders are provided by JAO;
- Monthly auctions for July were held as:
 - ✓ import/export Hungary, import/export Bulgaria*, during the period 01 – 31.07.2022;
 - ✓ import Serbia, during the periods 01.07.2022; 02 – 10.07.2022; 11 – 15.07.2022; 16 – 24.07.2022; 25 – 31.07.2022;
 - ✓ export Serbia, during the periods 01.07.2022; 02 – 08.07.2022; 09 – 17.07.2022; 18 – 24.07.2022; 25 – 31.07.2022.

* according to the allocation rules, monthly offered capacity was calculated taking into account the minimum of NTC's monthly values.

Monthly auction Results of 01 – 31 July 2022

	Prices [euro/MWh]	Capacities [MW]								
	Results	TTC	NTC	ATC	AAC	Reserved	Offered	Requested	Allocated	Final Rights
Hungary export * 01 - 31 July 2022	6.97	800	700	350	350	25	305	3905	305	630
Hungary import * 01 - 31 July 2022	2.42	800	700	350	350	115	395	3995	395	630
Bulgaria export 01 - 24 July 2022	0.51	1350	1250	750	500	0	320	2625	319	819
25 - 31 July 2022	0.51	1000	900	400	500	0	320	2625	319	819
Bulgaria import 01 - 24 July 2022	7.88	1600	1500	1000	500	0	320	3023	320	820
25 - 31 July 2022	7.88	1000	900	400	500	0	320	3023	320	820

Notes:

ATC values on Hungarian and Bulgarian borders are calculated before the reservation of capacity. Offered capacity includes reservation and returned capacity.

Requested = requested capacity that remains after automatic rejection of the offers with credit limit exceeded

Final rights = monthly allocated capacity + yearly allocated capacity after returns and withdrawals.

* on the Hungarian border: Final rights (physical + financial) = monthly allocated capacity (financial rights) + yearly allocated capacity after returns and withdrawals (physical rights).



Transelectrica®

Societate Administrată în Sistem Dualist

Market for Allocation of Cross-Border Capacities

Monthly auction Results of 01 – 31 July 2022

	Prices [euro/MWh]	Capacities [MW]								
	Results	TTC	NTC	ATC	AAC	Reserved	Offered	Requested	Alocated	Final Rights
Serbia export										
01 July 2022	5.75	400	300	50	250	-	50	379	50	300
02 - 08 July 2022	4.80	450	350	100	250	-	100	544	100	350
09 - 17 July 2022	4.27	500	400	150	250	-	150	663	150	400
18 - 24 July 2022	3.07	600	500	250	250	-	250	807	250	500
25 - 31 July 2022	4.27	500	400	150	250	-	150	667	150	400
Serbia import										
01 July 2022	0.67	400	300	50	250	-	50	294	50	300
02 - 10 July 2022	0.07	800	700	450	250	-	450	909	450	700
11 - 15 July 2022	0.30	500	400	150	250	-	150	494	150	400
16 - 24 July 2022	0.02	800	700	450	250	-	450	854	450	700
25 - 31 July 2022	0.73	400	300	50	250	-	50	309	50	300
Ukraine export										
01 - 31 July 2022	-	0	0	-	-	-	-	-	-	-
Ukraine import										
01 - 31 July 2022	-	0	0	-	-	-	-	-	-	-
Moldavia export										
01 - 31 July 2022	-	-	-	-	-	-	-	-	-	-
Moldavia import										
01 - 30 July 2022	-	-	-	-	-	-	-	-	-	-
RO_Vulcanesti	-	-	-	-	-	-	-	-	-	-
01 - 30 July 2022	-	-	-	-	-	-	-	-	-	-
RO_Costesti	-	-	-	-	-	-	-	-	-	-
01 - 30 July 2022	-	-	-	-	-	-	-	-	-	-
RO_Cioara	-	-	-	-	-	-	-	-	-	-

Notes:

Requested = requested capacity that remains after automatic rejection of the offers with credit limit exceeded

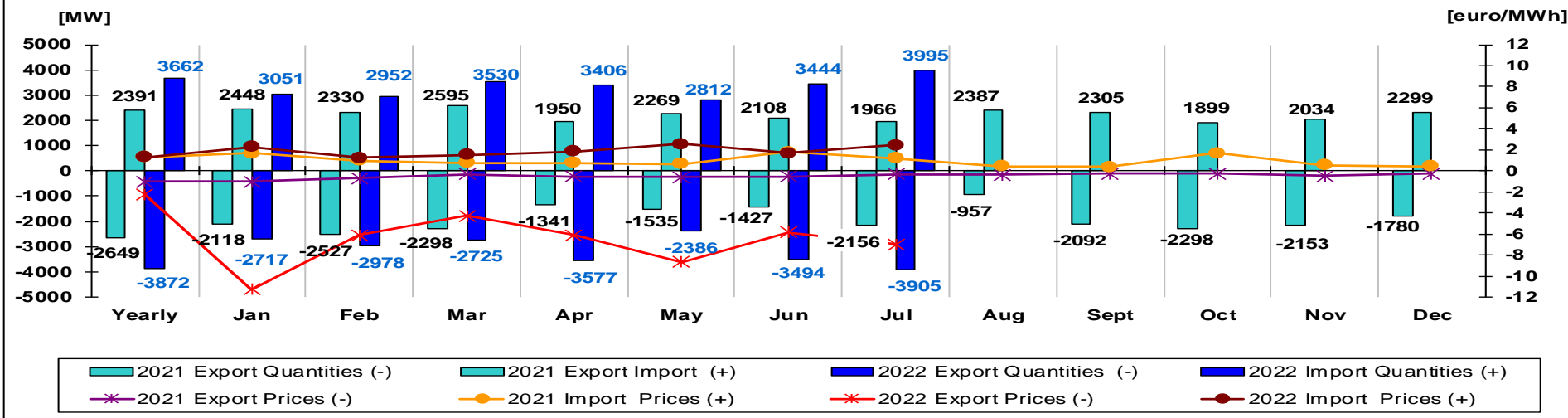
Final rights = monthly allocated capacity + yearly allocated capacity after returns and withdrawals.

Market for Allocation of Cross-Border Capacities



Transelectrica®
Societate Administrată în Sistem Dualist

Weighted average of requested capacities correlated with auction clearing price (weighted with allocated capacities) on Hungarian border



Border	Yearly	Jan. 22	Feb.22	Mar.22	Apr.22	May 22	Jun. 22	Jul. 22	Aug. 22	Sept. 22	Oct. 22	Nov.22	Dec. 22
Hungary export	2.27	11.27	6.11	4.26	6.10	8.66	5.85	6.97					
Hungary import	1.28	2.29	1.23	1.50	1.82	2.56	1.69	2.42					

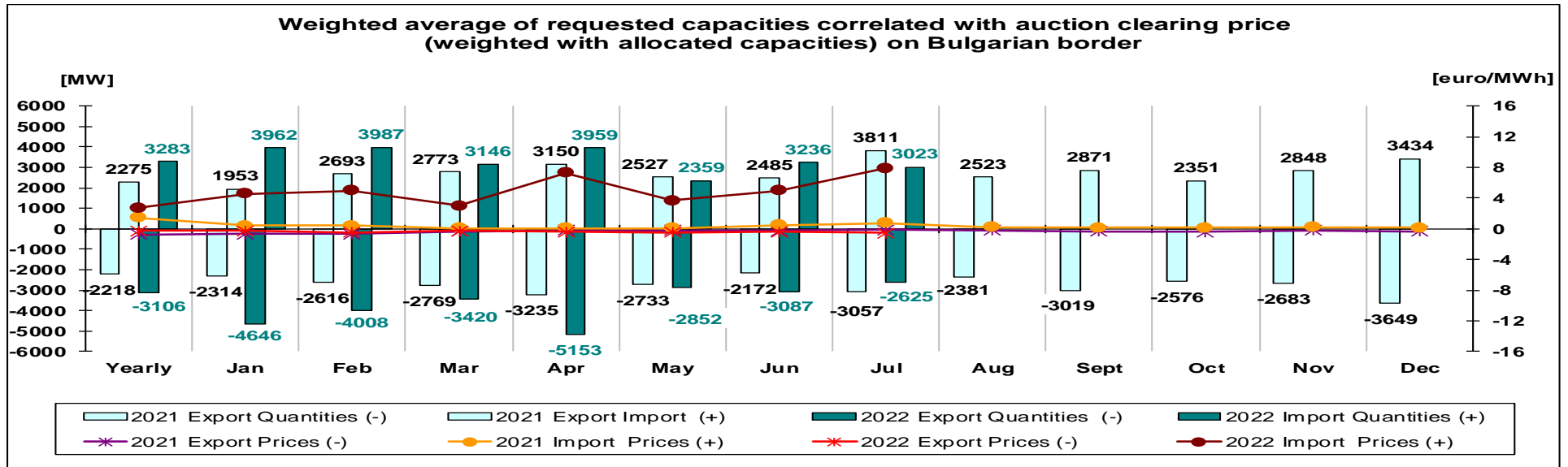
Border	Yearly	Jan. 21	Feb.21	Mar.21	Apr.21	May 21	Jun. 21	Jul. 21	Aug. 21	Sept. 21	Oct. 21	Nov.21	Dec. 21
Hungary export	1.03	1.05	0.72	0.33	0.54	0.58	0.53	0.33	0.40	0.25	0.25	0.49	0.29
Hungary import	1.28	1.67	0.96	0.78	0.77	0.64	1.77	1.18	0.43	0.38	1.67	0.55	0.44

- Compared with previous year, in July 2022 there was a significant increase in the auction price on export direction, while offered capacity and requested capacity were higher. On import direction, monthly auction price increased compared with similar period of previous year, while offered capacity and requested capacity were higher.



Transelectrica®
Societate Administrată în Sistem Dualist

Market for Allocation of Cross-Border Capacities



Border	Yearly	Jan. 22	Feb.22	Mar.22	Apr.22	May 22	Jun. 22	Jul. 22	Aug. 22	Sept. 22	Oct. 22	Nov.22	Dec. 22
Bulgaria export	0.30	0.29	0.49	0.28	0.41	0.50	0.42	0.51					
Bulgaria import	2.71	4.56	5.00	3.02	7.29	3.69	5.00	7.88					

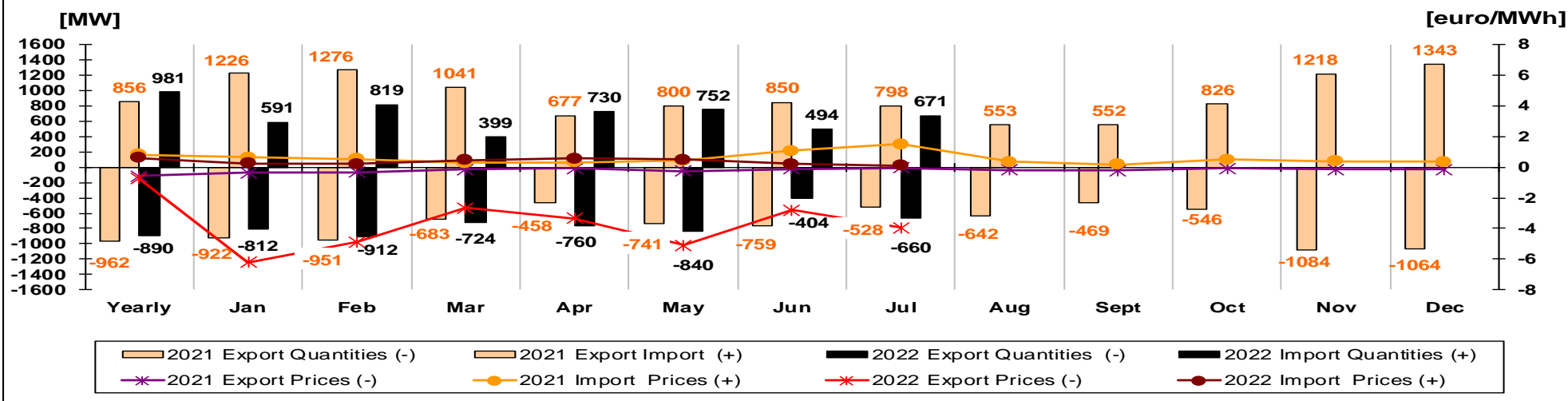
Border	Yearly	Jan. 21	Feb.21	Mar.21	Apr.21	May 21	Jun. 21	Jul. 21	Aug. 21	Sept. 21	Oct. 21	Nov.21	Dec. 21
Bulgaria export	0.77	0.71	0.68	0.35	0.18	0.19	0.25	0.14	0.20	0.33	0.38	0.18	0.32
Bulgaria import	1.43	0.41	0.40	0.09	0.07	0.09	0.51	0.73	0.24	0.14	0.12	0.21	0.14

- Compared with previous year, in July 2022 the auction price increased on export direction, while offered capacity did not vary and requested capacity was lower. On import direction, monthly auction price significantly increased compared with similar period of previous year, while offered capacity did not vary and requested capacity was lower.

Market for Allocation of Cross-Border Capacities



Weighted average of requested capacities correlated with auction clearing price (weighted with allocated capacities) on Serbian border



Border	Yearly	Jan. 22	Feb.22	Mar.22	Apr.22	May 22	Jun. 22	Jul. 22	Aug. 22	Sept. 22	Oct. 22	Nov.22	Dec. 22
Serbia export	0.74	6.20	4.87	2.67	3.34	5.08	2.78	3.93					
Serbia import	0.60	0.25	0.21	0.48	0.56	0.50	0.22	0.09					

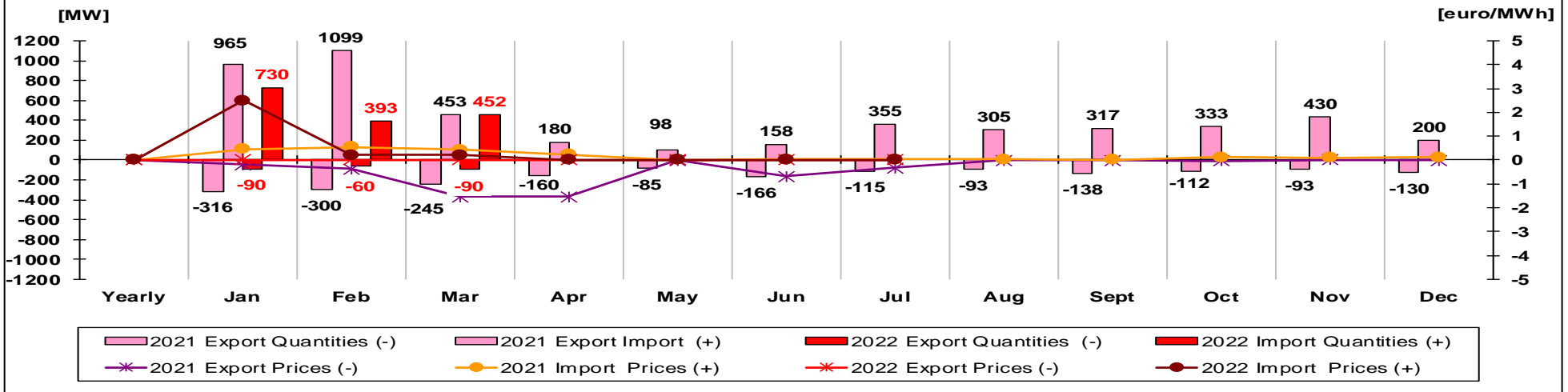
Border	Yearly	Jan. 21	Feb.21	Mar.21	Apr.21	May 21	Jun. 21	Jul. 21	Aug. 21	Sept. 21	Oct. 21	Nov.21	Dec. 21
Serbia export	0.56	0.36	0.32	0.13	0.07	0.24	0.12	0.05	0.16	0.22	0.07	0.16	0.13
Serbia import	0.82	0.66	0.52	0.29	0.32	0.43	1.08	1.50	0.35	0.17	0.51	0.41	0.37

- Compared with previous year, in July 2022 the auction price increased on export direction, while offered capacity and requested capacity were higher. On import direction monthly auction price was still low, while offered capacity increased and requested capacity was lower than last year.

Market for Allocation of Cross-Border Capacities



Weighted average of requested capacities correlated with auction clearing price (weighted with allocated capacities) on Ukrainian border



Border	Yearly	Jan. 22	Feb.22	Mar.22	Apr.22	May 22	Jun. 22	Jul. 22	Aug. 22	Sept. 22	Oct. 22	Nov.22	Dec. 22
Ukraine export	-	0.00	0.00	0.00	-	-	-	-	-	-	-	-	-
Ukraine import	-	2.50	0.20	0.22	-	-	-	-	-	-	-	-	-

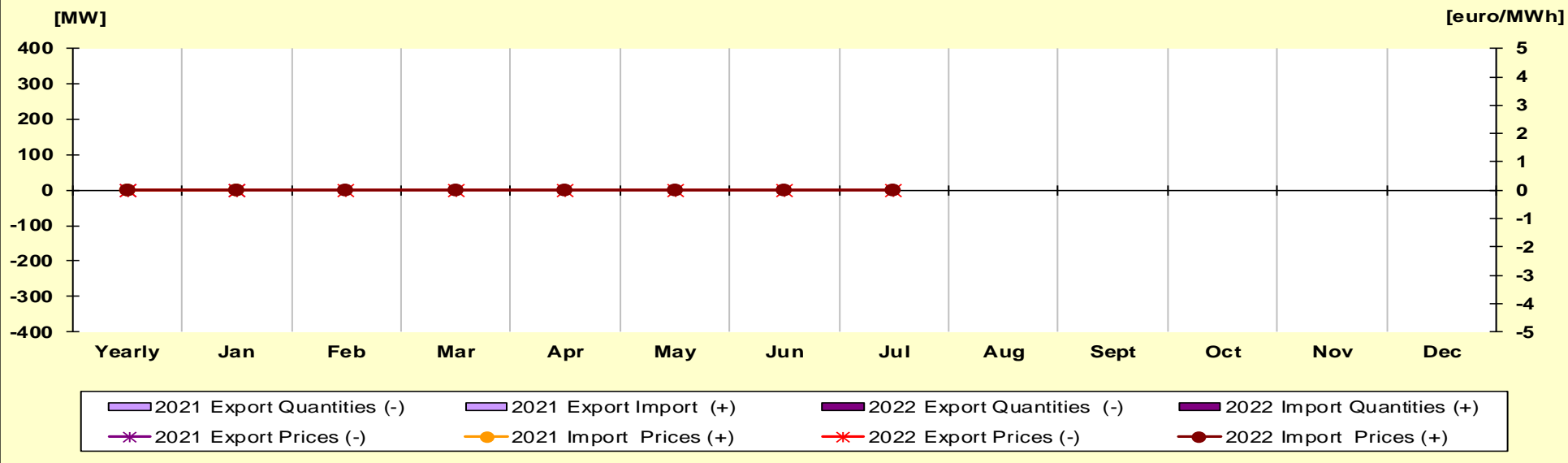
Border	Yearly	Jan. 21	Feb.21	Mar.21	Apr.21	May 21	Jun. 21	Jul. 21	Aug. 21	Sept. 21	Oct. 21	Nov.21	Dec. 21
Ukraine export	-	0.20	0.37	1.55	1.55	0.02	0.69	0.32	0.01	0.02	0.04	0.00	0.02
Ukraine import	-	0.45	0.55	0.44	0.23	0.02	0.03	0.02	0.02	0.02	0.12	0.09	0.11

Note: Monthly auctions are currently suspended on Ukrainian border.

Market for Allocation of Cross-Border Capacities



Weighted average of requested capacities correlated with auction clearing price (weighted with allocated capacities) on Moldavian border



Border	Yearly	Jan. 22	Feb.22	Mar.22	Apr.22	May 22	Jun. 22	Jul. 22	Aug. 22	Sept. 22	Oct. 22	Nov.22	Dec. 22
Moldavia export	-	-	-	-	-	-	-	-					
Moldavia import	-	-	-	-	-	-	-	-					

Border	Yearly	Jan. 21	Feb.21	Mar.21	Apr.21	May 21	Jun. 21	Jul. 21	Aug. 21	Sept. 21	Oct. 21	Nov.21	Dec. 21
Moldavia export	-	-	-	-	-	-	-	-	-	-	-	-	-
Moldavia import	-	-	-	-	-	-	-	-	-	-	-	-	-



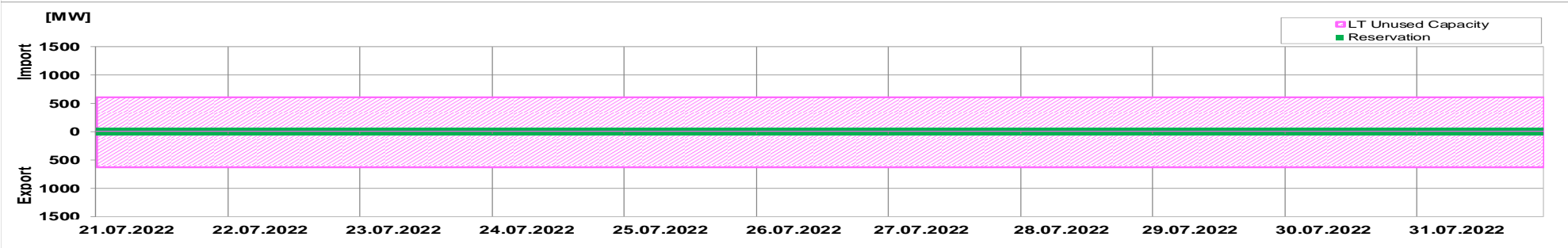
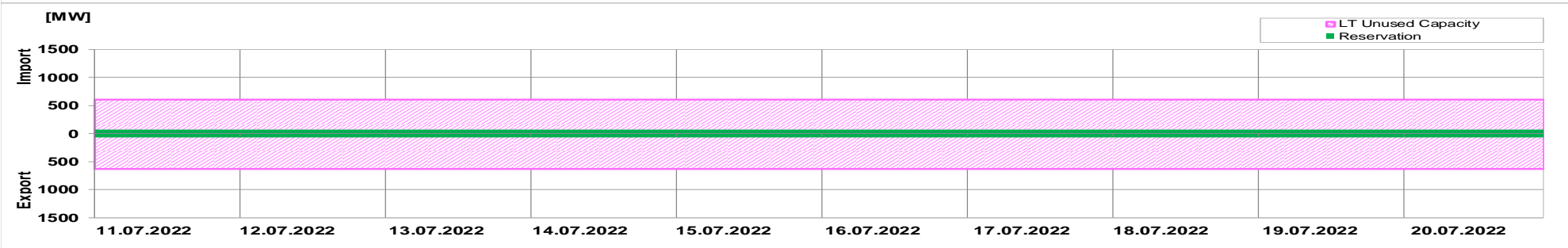
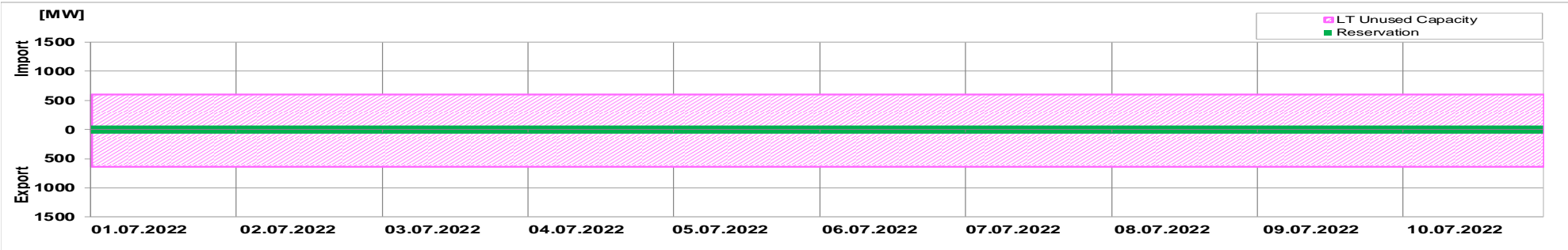
Transelectrica®
Societate Administrată în Sistem Dualist

Market for Allocation of Cross-Border Capacities

Daily Implicit Auctions on Romanian – Hungarian border

Reserved Capacity [MW] average value		LT Unused Capacity (UIOSI and financial rights) [MW] average value	
RO-HU	HU-RO	RO-HU	HU-RO
70	70	630	610

Hungary July 2022



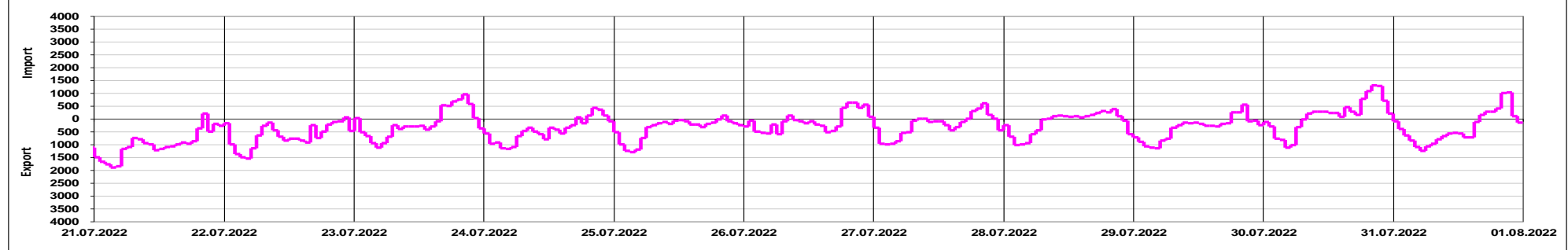
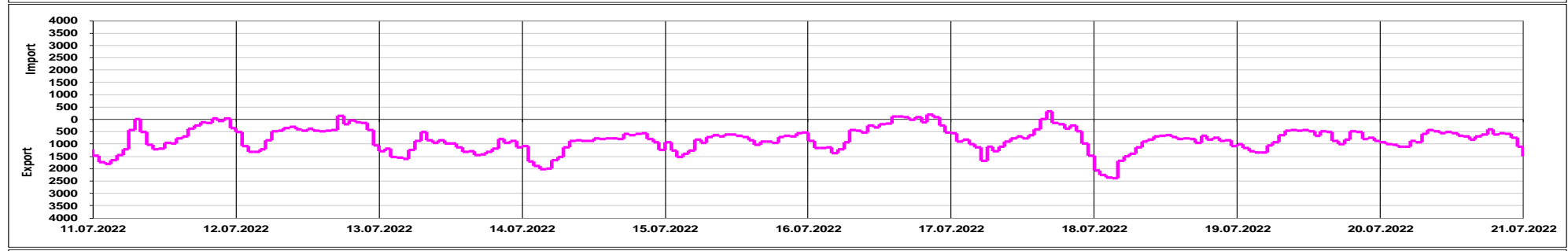
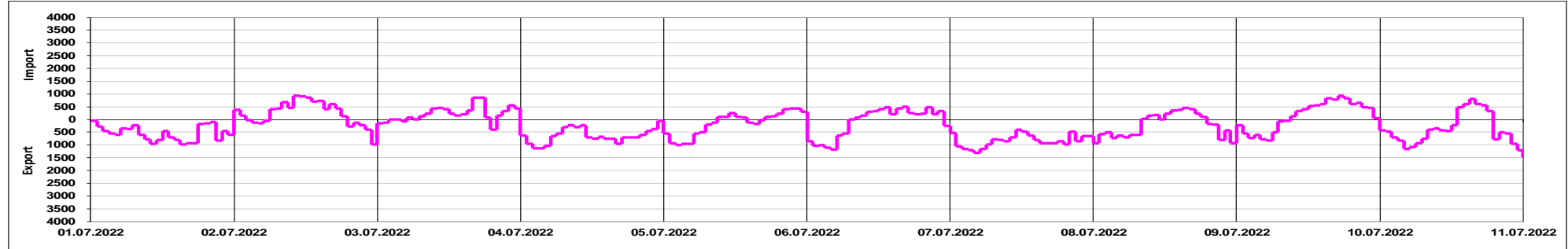


Transelectrica®
Societate Administrată în Sistem Dualist

Market for Allocation of Cross-Border Capacities

Daily Implicit Auctions on Romanian – Hungarian border

Hungary July 2022





Transelectrica®
Societate Administrată în Sistem Dualist

Market for Allocation of Cross-Border Capacities

Daily Implicit Auctions on Romanian – Hungarian border

Price difference DAM RO - DAM HU (absolute values) [Euro/MWh]

Price difference DAM RO - DAM HU (absolute values) [Euro/MWh]

Day	1	2	3	4	5	6	7	8	9	10	11	12	13	14	15	16	17	18	19	20	21	22	23	24	Max	
1	7.49	1.91	1.45	0.44	0.63	-	-	-	-	-	0.37	0.22	-	4.11	7.11	8.41	48.02	13.39	6.44	0.29	20.10	33.32	-	1.80	48.02	
2	-	-	-	-	-	-	-	-	0.75	3.95	4.84	3.50	5.54	6.09	3.97	21.34	18.76	0.20	-	-	-	-	-	-	-	21.34
3	-	0.20	-	-	-	-	-	-	-	-	-	5.39	15.05	18.54	16.50	20.16	-	2.63	-	-	-	-	-	-	-	20.16
4	-	-	18.38	0.53	3.57	-	-	-	-	-	6.57	15.70	3.20	-	3.77	56.10	37.00	28.38	7.94	3.09	-	2.60	1.49	0.60	-	56.10
5	-	17.24	15.32	37.88	11.24	-	-	-	4.32	0.36	38.52	60.92	47.20	48.63	58.66	49.57	16.22	9.21	17.87	16.18	15.44	1.15	5.80	1.97	60.92	
6	-	6.56	19.60	7.08	2.71	-	-	-	1.67	7.34	11.52	11.55	22.17	21.70	27.16	27.56	25.06	23.16	15.52	6.83	4.77	6.70	5.37	13.51	27.56	
7	9.72	5.28	5.53	7.95	2.58	3.04	194.84	123.46	100.83	33.26	-	142.78	56.34	17.81	57.28	24.07	35.67	66.54	74.32	-	6.57	47.12	1.28	-	194.84	
8	24.47	42.10	51.30	37.59	18.30	2.53	1.28	1.83	55.24	3.11	3.04	4.18	6.52	5.93	6.94	5.49	5.13	2.91	3.49	2.16	1.71	-	1.86	1.72	55.24	
9	-	0.53	5.34	5.75	5.17	0.41	0.37	2.06	0.51	5.90	5.18	5.38	7.49	6.78	8.95	10.06	15.16	11.33	9.60	15.25	17.19	15.68	7.67	7.73	17.19	
10	6.14	5.37	5.46	3.64	2.87	-	-	3.93	3.48	3.21	3.29	3.67	3.17	2.99	2.35	2.73	3.28	2.90	4.41	-	-	-	-	122.23	122.23	
11	-	2.60	26.16	25.75	28.83	-	-	-	-	75.09	12.16	-	0.43	0.12	2.81	8.26	1.75	0.77	4.96	-	-	-	-	-	75.09	
12	-	-	-	-	-	-	-	-	-	1.59	3.19	4.75	2.59	8.27	6.42	5.12	3.87	2.02	2.40	5.50	0.37	-	1.27	5.66	8.27	
13	-	-	2.73	3.23	-	-	-	-	0.22	4.70	8.15	22.71	6.19	-	-	105.02	100.15	20.50	111.97	3.38	1.70	1.55	2.70	5.23	111.97	
14	1.44	-	-	-	-	-	-	-	-	-	-	6.06	-	-	-	-	-	-	-	6.96	4.64	5.16	4.65	-	6.96	
15	-	-	-	-	-	-	-	-	6.10	6.48	2.07	22.22	19.12	15.31	7.08	-	5.78	4.87	1.54	1.91	4.57	0.04	-	1.51	22.22	
16	-	-	2.26	4.89	6.05	5.58	-	-	-	22.75	46.57	-	4.27	1.42	5.84	2.42	16.71	25.08	53.70	24.08	14.62	3.39	-	-	53.70	
17	-	-	0.36	0.41	0.49	0.34	48.69	11.69	-	1.32	2.53	2.80	1.31	6.58	0.94	0.46	1.50	3.38	-	0.57	0.59	-	0.66	0.25	48.69	
18	-	-	-	-	120.26	65.12	19.48	-	2.75	4.88	3.44	10.78	0.38	9.50	8.88	11.69	6.70	1.57	1.10	40.70	44.37	13.69	-	-	120.26	
19	-	-	0.05	-	-	-	-	0.06	1.06	6.10	7.61	10.91	12.02	12.94	12.12	14.63	15.01	14.68	10.99	0.75	0.86	1.22	9.52	10.23	15.01	
20	2.12	2.75	3.46	3.75	0.97	0.34	0.11	2.90	10.38	15.35	14.00	9.52	23.28	27.22	18.94	27.36	23.87	14.64	7.49	13.37	17.04	17.50	12.43	13.45	27.36	
21	10.85	1.74	1.18	140.67	161.20	198.54	351.69	347.40	338.53	313.94	287.35	46.84	3.39	0.96	7.42	10.19	12.21	16.33	12.33	15.17	16.99	10.92	5.90	10.73	351.69	
22	1.33	0.40	1.33	1.24	1.31	1.77	40.05	84.23	52.40	60.90	23.92	1.04	14.08	28.98	17.08	20.23	286.91	12.63	21.03	13.76	12.50	5.48	8.17	2.88	286.91	
23	0.21	-	-	-	-	-	-	-	-	0.11	0.74	1.55	1.18	1.88	3.89	4.23	1.45	0.77	-	1.70	9.67	0.12	0.43	0.89	9.67	
24	-	-	-	-	-	-	-	-	0.09	1.36	0.24	3.74	1.60	1.14	3.68	4.03	2.71	2.56	0.03	1.65	8.07	0.52	0.78	0.46	8.07	
25	-	-	0.61	-	-	-	-	-	-	5.00	10.54	30.47	36.28	27.14	16.32	23.54	45.37	39.73	42.98	34.52	35.21	38.28	26.34	14.28	45.37	
26	6.70	4.24	6.76	2.95	1.25	0.24	0.21	1.24	8.50	8.41	6.46	7.24	4.71	23.84	28.46	35.69	36.22	26.70	17.38	21.42	9.13	1.32	4.82	2.67	36.22	
27	0.51	0.82	0.78	0.43	0.41	0.35	-	0.42	10.15	10.15	24.65	24.93	22.40	19.97	19.90	13.54	16.72	16.39	13.68	7.31	7.77	5.94	3.65	5.87	24.93	
28	-	-	-	-	-	-	110.09	0.06	0.10	0.52	1.40	7.58	8.88	12.96	0.09	9.82	13.39	10.75	5.59	6.17	9.76	3.21	13.39	110.09		
29	4.08	0.36	0.20	-	-	0.11	-	0.14	0.12	134.77	34.51	86.30	-	-	-	19.44	-	11.87	10.37	5.51	8.07	10.17	7.66	8.76	134.77	
30	-	-	-	-	-	-	-	-	-	0.02	0.88	3.05	0.83	3.17	2.44	0.65	3.14	5.64	4.15	2.22	4.69	-	0.12	0.06	5.64	
31	-	-	-	-	-	0.46	-	-	-	-	-	-	-	-	-	-	-	-	-	-	-	0.02	0.15	0.20	0.46	

Average 17.87 EUR/MWh

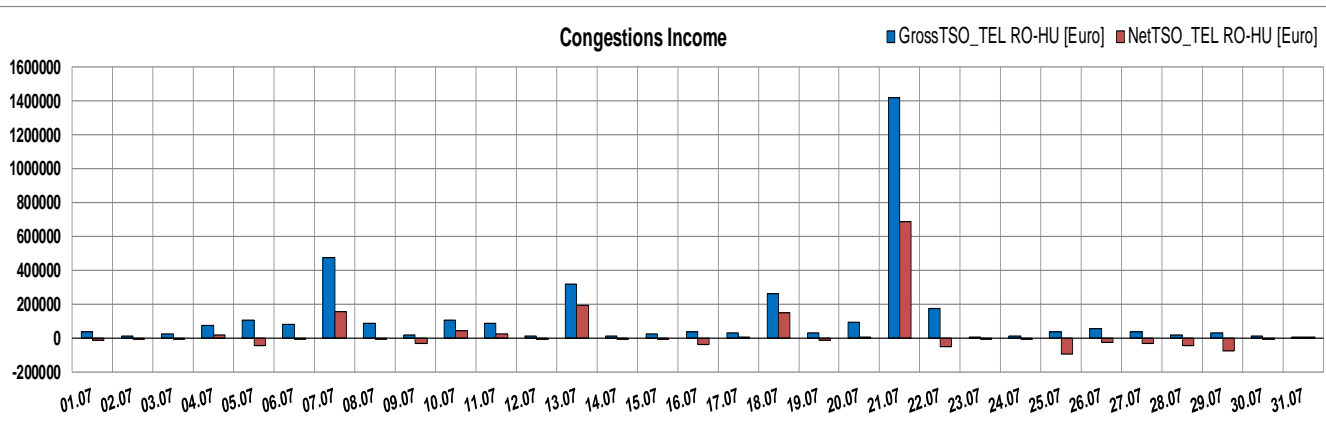
RO-HU July 2022

Market for Allocation of Cross-Border Capacities

Daily Implicit Auctions on Romanian – Hungarian border



Transelectrica®
Societate Administrată în Sistem Dualist



Day	GrossHub_RO RO-HU [Euro]	GrossTSO_TEL RO-HU [Euro]	NetHub_RO RO-HU [Euro]	NetTSO_TEL RO-HU [Euro]
01.07	33 828	33 828	- 14 613	- 14 613
02.07	10 675	10 675	- 10 352	- 10 352
03.07	20 952	20 952	- 2 982	- 2 982
04.07	75 560	75 560	16 430	16 430
05.07	105 624	105 624	- 42 872	- 42 872
06.07	81 019	81 019	- 940	- 940
07.07	475 493	475 493	155 603	155 603
08.07	83 465	83 465	- 6 918	- 6 918
09.07	18 315	18 315	- 33 384	- 33 384
10.07	101 496	101 496	43 812	43 812
11.07	84 847	84 847	25 286	25 286
12.07	7 860	7 860	- 8 311	- 8 311
13.07	319 015	319 015	193 599	193 599
14.07	8 564	8 564	- 254	- 254
15.07	24 741	24 741	- 5 332	- 5 332
16.07	35 929	35 929	- 37 851	- 37 851
17.07	30 124	30 124	3 625	3 625
18.07	260 731	260 731	146 281	146 281
19.07	31 277	31 277	- 11 655	- 11 655
20.07	92 063	92 063	5 978	5 978
21.07	1 418 951	1 418 951	688 736	688 736
22.07	171 625	171 625	- 51 822	- 51 822
23.07	2 899	2 899	- 5 994	- 5 994
24.07	7 718	7 718	- 2 422	- 2 422
25.07	32 640	32 640	- 97 477	- 97 477
26.07	56 865	56 865	- 24 436	- 24 436
27.07	33 299	33 299	- 35 857	- 35 857
28.07	18 904	18 904	- 47 413	- 47 413
29.07	30 669	30 669	- 76 332	- 76 332
30.07	7 853	7 853	- 1 684	- 1 684
31.07	547	547	289	289
Total	3 683 546	3 683 546	760 738	760 738

Remuneration UIOSI and FTR [Euro]		Remuneration UIOSI and FTR [Euro]	
RO-HU	HU-RO	RO TSO	
RO-HU	HU-RO	RO-HU	HU-RO
3 870 991	1 974 625	1 935 495	987 312
5 845 616		2 922 808	
RO TSO Daily Auctions Income gross values [Euro]		RO TSO Income after remuneration [Euro]	
RO-HU FB MC		RO-HU FB MC	
3 683 546		760 738	

Note: data are presented in CET hours.
Gross values don't take into account UIOSI and financial rights (FTR) remuneration.

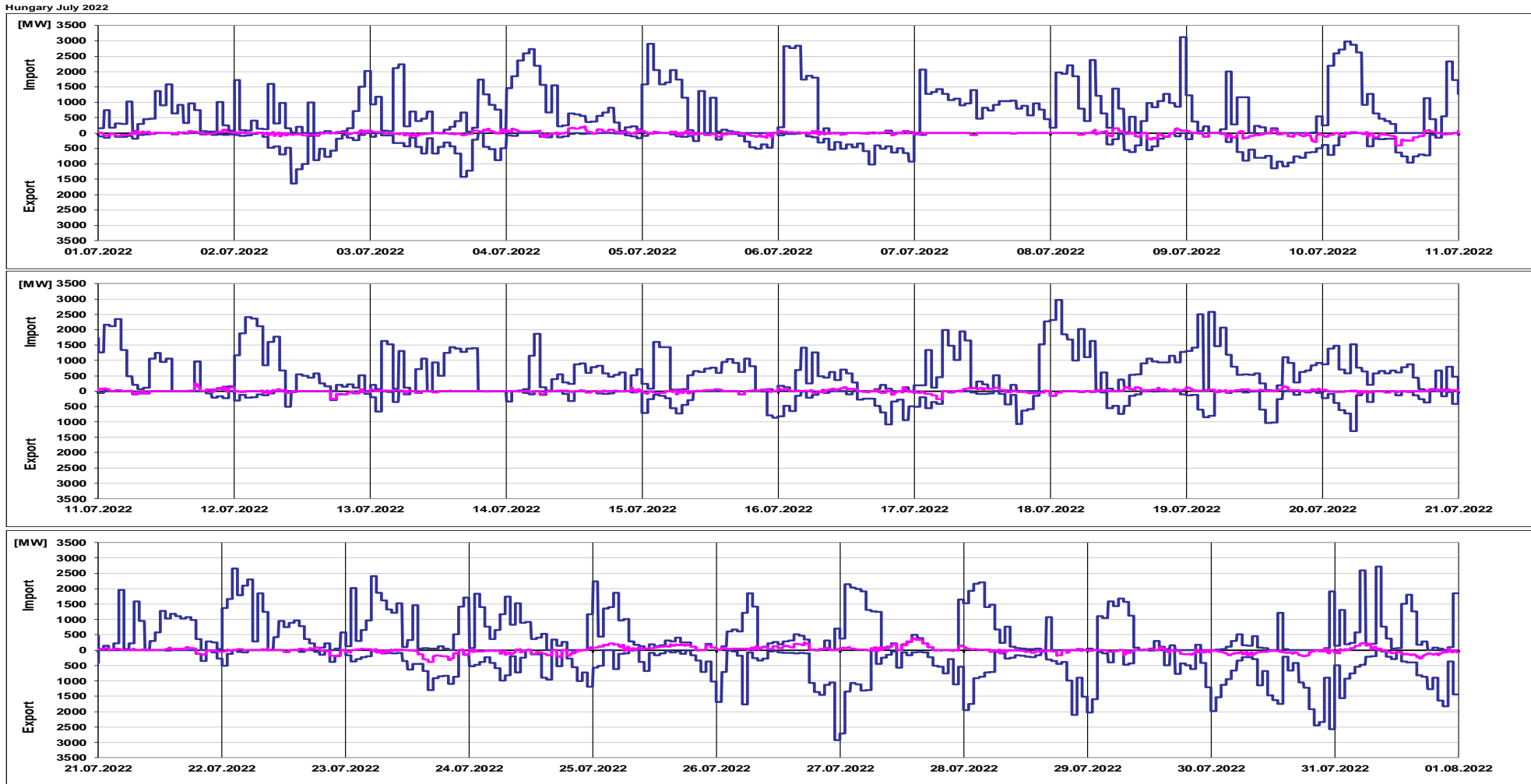


Transelectrica®
Societate Administrată în Sistem Dualist

Market for Allocation of Cross-Border Capacities

Intraday Implicit Auctions on Romanian – Hungarian border

Note: The ATC are the initial values resulted from the calculation process, after the daily flow - based allocation.



Offered Capacity on Intraday Auction [MW]
Net Position border RO - HU [MW]

Public

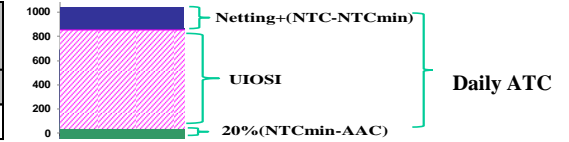


Transelectrica[®]
Societate Administrată în Sistem Dualist

Market for Allocation of Cross-Border Capacities

Daily Implicit Auctions on Romanian – Bulgarian border

Reserved Capacity [MW] average value		Unused Capacity [MW] average value	
RO-BG	BG-RO	RO-BG	BG-RO
80	80	819	798



Bulgaria July 2022

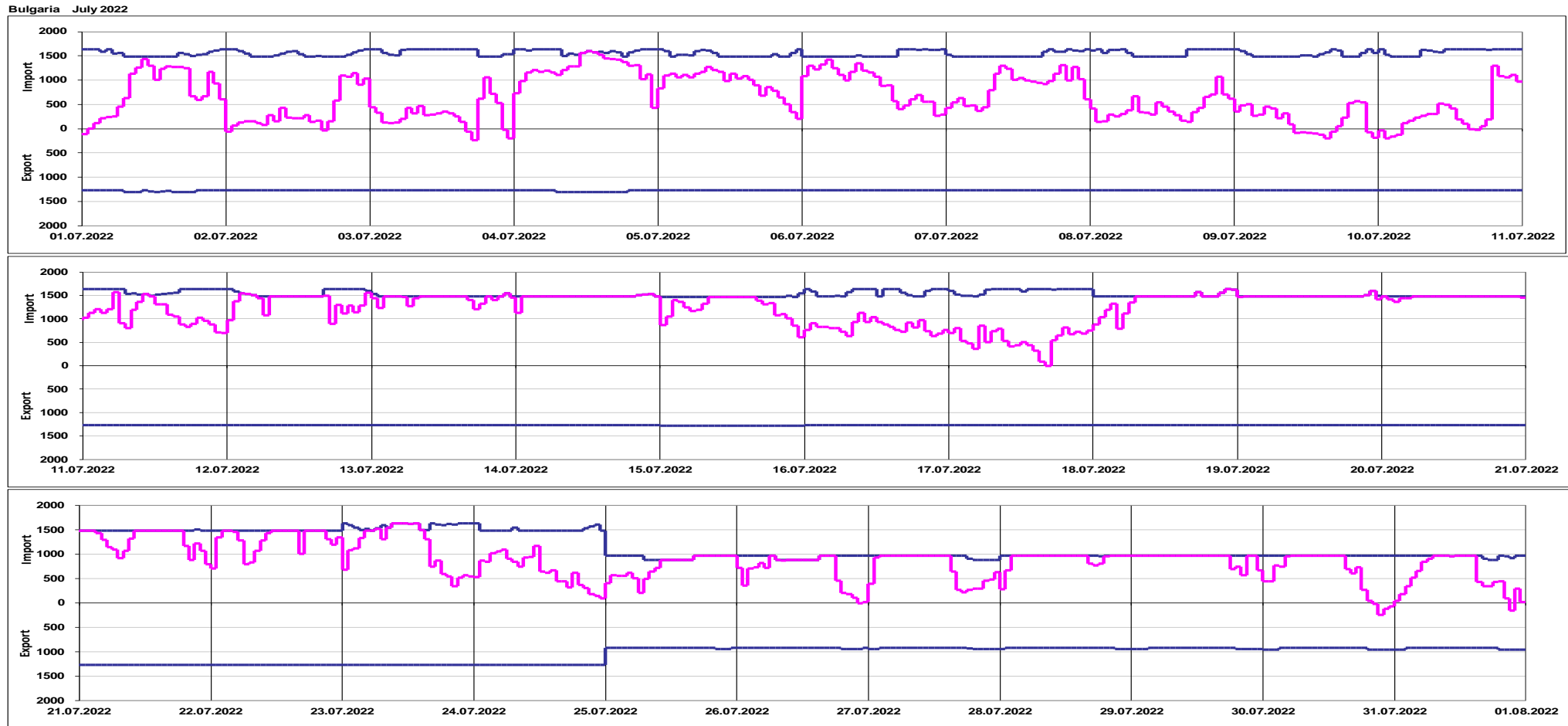




Transelectrica®
Societate Administrată în Sistem Dualist

Market for Allocation of Cross-Border Capacities

Daily Implicit Auctions on Romanian – Bulgarian border



Offered Capacity on Daily Auction [MW]

Net Position Border RO – BG [MW]

Public



Transelectrica®
Societate Administrată în Sistem Dualist

Market for Allocation of Cross-Border Capacities

Daily Implicit Auctions on Romanian – Bulgarian border

Congestion Prices [Euro/MWh]

Day	1	2	3	4	5	6	7	8	9	10	11	12	13	14	15	16	17	18	19	20	21	22	23	24	Max		
1	-	-	-	-	-	-	-	-	-	-	-	-	-	-	-	-	-	-	-	-	-	-	-	-	-	0.00	
2	-	-	-	-	-	-	-	-	-	-	-	-	-	-	-	-	-	-	-	-	-	-	-	-	-	0.00	
3	-	-	-	-	-	-	-	-	-	-	-	-	-	-	-	-	-	-	-	-	-	-	-	-	-	0.00	
4	-	-	-	-	-	-	-	-	-	-	-	25.31	35.20	3.31	-	-	-	-	-	-	-	-	-	-	-	35.20	
5	-	-	-	-	-	-	-	-	-	-	-	-	-	-	-	-	-	-	-	-	-	-	-	-	-	0.00	
6	-	-	-	-	-	-	-	-	-	-	-	-	-	-	-	-	-	-	-	-	-	-	-	-	-	0.00	
7	-	-	-	-	-	-	-	-	-	-	-	-	-	-	-	-	-	-	-	-	-	-	-	-	-	0.00	
8	-	-	-	-	-	-	-	-	-	-	-	-	-	-	-	-	-	-	-	-	-	-	-	-	-	0.00	
9	-	-	-	-	-	-	-	-	-	-	-	-	-	-	-	-	-	-	-	-	-	-	-	-	-	0.00	
10	-	-	-	-	-	-	-	-	-	-	-	-	-	-	-	-	-	-	-	-	-	-	-	-	-	0.00	
11	-	-	-	-	-	-	-	-	-	-	-	-	-	-	-	-	-	-	-	-	-	-	-	-	-	0.00	
12	-	-	37.55	39.50	42.34	-	-	3.66	14.17	57.40	84.38	74.03	74.09	84.34	72.02	46.40	-	-	-	-	-	-	-	-	-	84.38	
13	-	-	47.74	52.84	47.89	-	-	-	43.15	155.31	152.29	178.44	132.55	131.30	101.57	10.09	-	-	-	-	4.60	-	141.95	1.51	-	178.44	
14	-	2.48	120.76	120.35	121.24	104.75	179.32	219.59	220.31	128.07	88.00	94.41	78.16	78.17	126.38	169.95	187.91	270.31	318.25	292.49	101.23	253.21	262.13	0.29	318.25		
15	-	-	-	-	-	-	-	-	140.90	110.30	104.22	264.48	255.66	146.18	112.16	148.12	-	-	-	-	-	-	-	-	-	264.48	
16	-	-	-	-	-	-	-	-	-	-	-	-	-	-	-	-	-	-	-	-	-	-	-	-	-	0.00	
17	-	-	-	-	-	-	-	-	-	-	-	-	-	-	-	-	-	-	-	-	-	-	-	-	-	0.00	
18	-	-	-	-	-	-	-	32.75	32.68	100.55	83.92	113.09	146.58	121.00	101.30	60.83	38.14	58.95	85.06	132.19	138.89	227.05	51.09	24.49	227.05		
19	-	65.78	68.40	56.59	38.72	51.81	158.79	157.34	178.08	187.15	185.10	259.85	243.24	258.86	219.04	230.12	320.03	424.83	341.88	290.13	146.31	182.73	123.98	-	424.83		
20	7.66	-	-	-	-	34.90	140.97	151.89	175.98	222.57	242.31	186.03	260.36	338.92	291.65	379.04	302.96	262.76	203.14	357.92	282.63	294.95	45.79	-	379.04		
21	120.17	76.41	92.37	-	-	-	-	-	-	-	7.26	210.13	188.26	189.93	138.75	38.54	56.56	130.15	109.14	-	-	-	-	-	210.13		
22	-	-	21.21	35.17	-	-	-	-	-	-	-	24.43	78.16	3.95	15.15	48.82	-	16.40	76.74	37.61	46.32	-	-	-	78.16		
23	-	-	-	-	-	25.20	-	-	40.15	96.50	98.55	73.48	60.08	15.35	10.04	-	-	-	-	-	-	-	-	-	98.55		
24	-	-	-	-	-	-	-	-	-	-	-	-	-	-	-	-	-	-	-	-	-	-	-	-	-	0.00	
25	-	-	-	-	-	-	-	-	-	-	-	35.51	150.07	123.10	142.62	125.48	166.68	188.43	171.25	126.47	108.68	80.92	79.87	95.40	24.48	188.43	
26	-	-	-	-	-	-	23.34	60.59	-	111.05	133.22	194.10	197.41	269.05	248.58	319.23	212.69	117.69	-	-	-	-	-	-	-	319.23	
27	-	-	67.34	77.31	85.20	115.20	1.21	18.81	124.05	57.45	194.84	164.48	143.06	76.49	73.83	-	-	-	-	-	-	-	-	-	-	194.84	
28	-	-	88.97	190.75	227.62	139.54	59.91	20.44	248.65	322.40	319.39	327.86	321.22	330.99	258.80	3.00	-	-	-	-	-	-	18.30	64.13	45.23	291.39	330.99
29	168.25	218.09	204.99	216.17	202.48	232.41	233.08	234.63	250.54	95.31	175.04	136.13	207.54	224.38	24.26	89.46	79.57	3.01	-	-	-	-	34.48	32.42	-	250.54	
30	-	-	-	-	-	78.38	35.78	157.51	214.84	267.80	278.29	322.42	273.25	157.20	37.47	-	-	-	-	-	-	-	-	-	-	322.42	
31	-	-	-	-	-	-	-	6.84	201.40	188.81	162.65	168.38	157.60	64.91	36.41	-	-	-	-	-	-	-	-	-	-	201.40	

Average 134.45 EUR/MWh

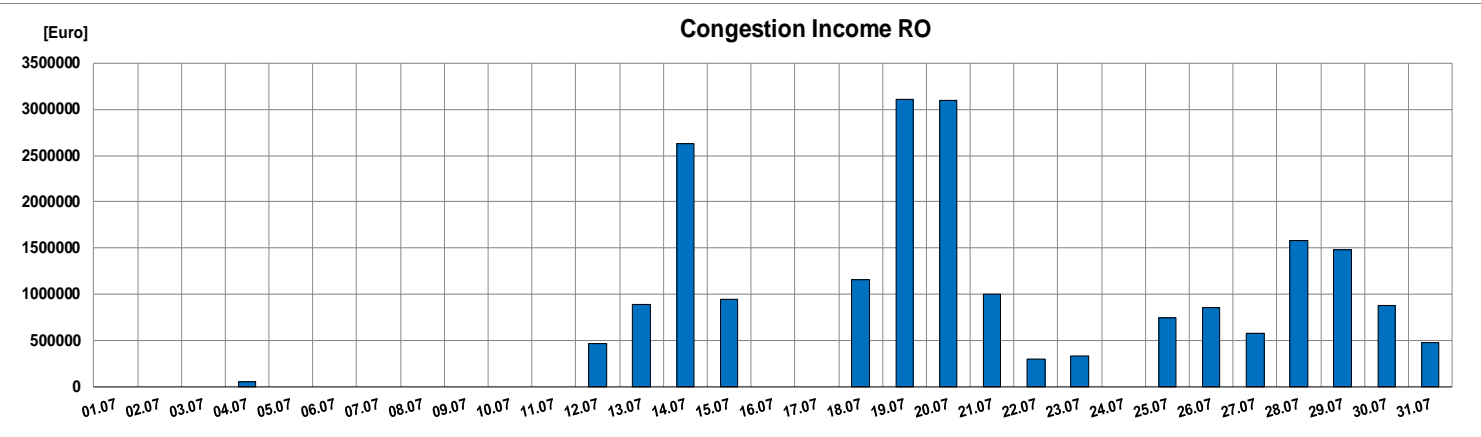
RO-BG July 2022



Transelectrica®
Societate Administrată în Sistem Dualist

Market for Allocation of Cross-Border Capacities

Daily Implicit Auctions on Romanian – Bulgarian border



Day	Congestion Income border RO-BG [Euro]	Congestion Income RO [Euro]
01.07	0	0
02.07	0	0
03.07	0	0
04.07	101 021	50 511
05.07	0	0
06.07	0	0
07.07	0	0
08.07	0	0
09.07	0	0
10.07	0	0
11.07	0	0
12.07	937 804	468 902
13.07	1 777 913	888 956
14.07	5 262 714	2 631 357
15.07	1 884 569	942 285
16.07	0	0
17.07	0	0
18.07	2 326 137	1 163 069
19.07	6 219 659	3 109 830
20.07	6 189 996	3 094 998
21.07	2 009 352	1 004 676
22.07	597 861	298 930
23.07	672 224	336 112
24.07	0	0
25.07	1 495 385	747 693
26.07	1 711 647	855 823
27.07	1 157 296	578 648
28.07	3 163 839	1 581 920
29.07	2 955 062	1 477 531
30.07	1 750 022	875 011
31.07	946 381	473 191
Total	41 158 882	20 579 441

Daily Income [Euro]		Remuneration UIOSI [Euro]	
RO-BG	BG-RO	RO-BG	BG-RO
0	41 158 882	0	26 040 962
41 158 882		26 040 962	

TSO Income (Z-R) [Euro]	RO TSO Income (Z-R) [Euro]
15 117 920	7 558 960

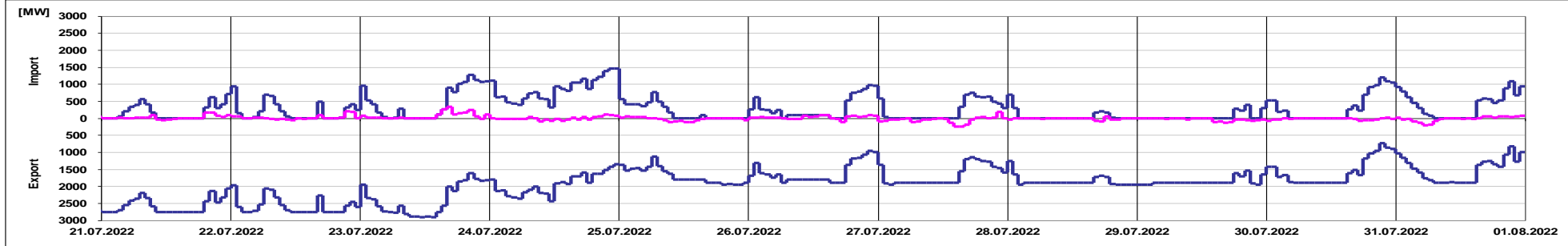
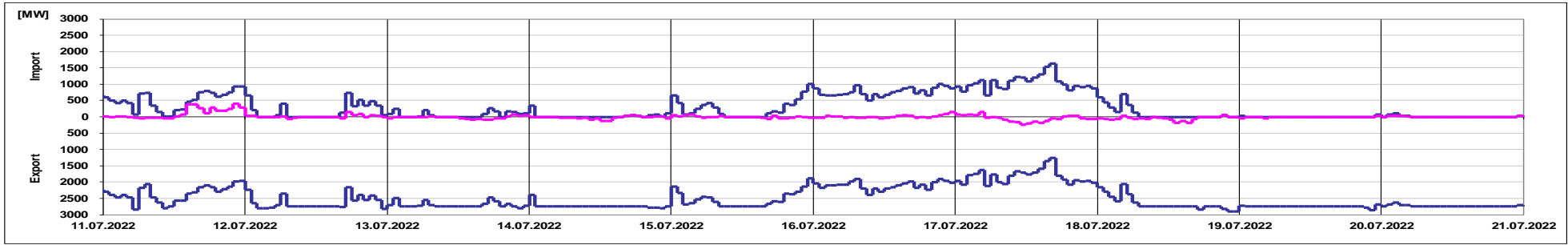
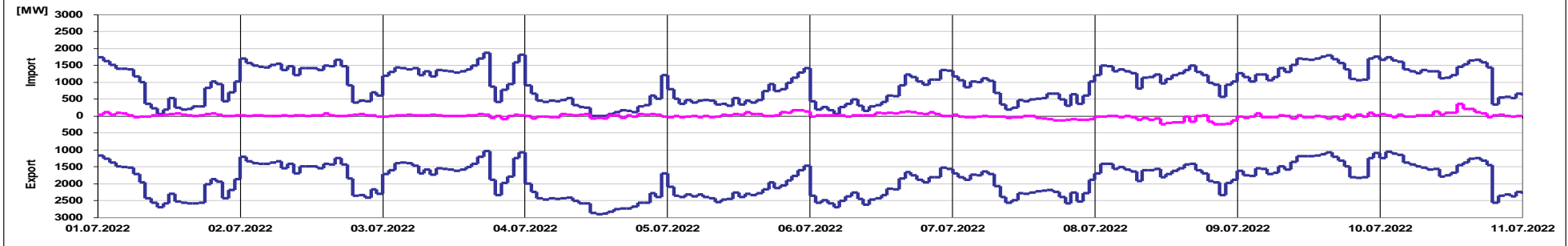


Transelectrica®
Societate Administrată în Sistem Dualist

Market for Allocation of Cross-Border Capacities

Intraday Implicit Auctions on Romanian – Bulgarian border

Bulgaria July 2022



Offered Capacity on Intraday Auction [MW]

Net Position border RO - BG [MW]

Public

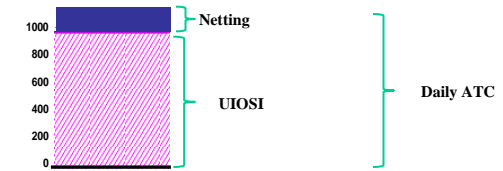


Transelectrica®
Societate Administrată în Sistem Dualist

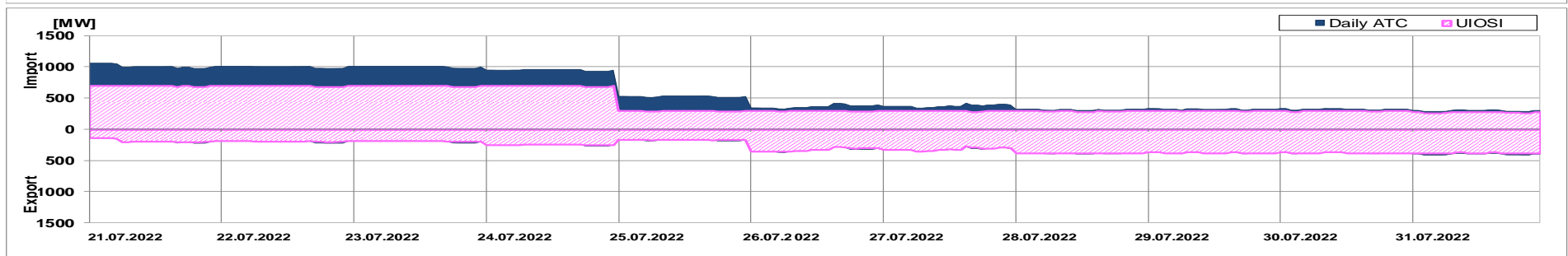
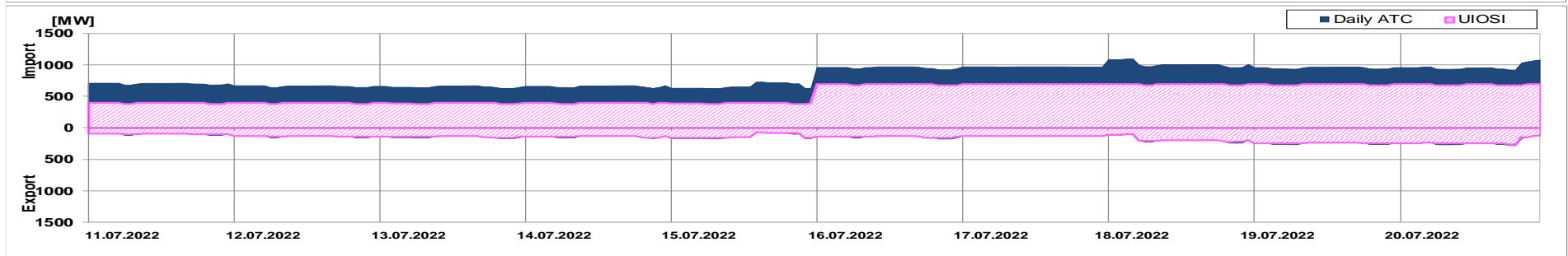
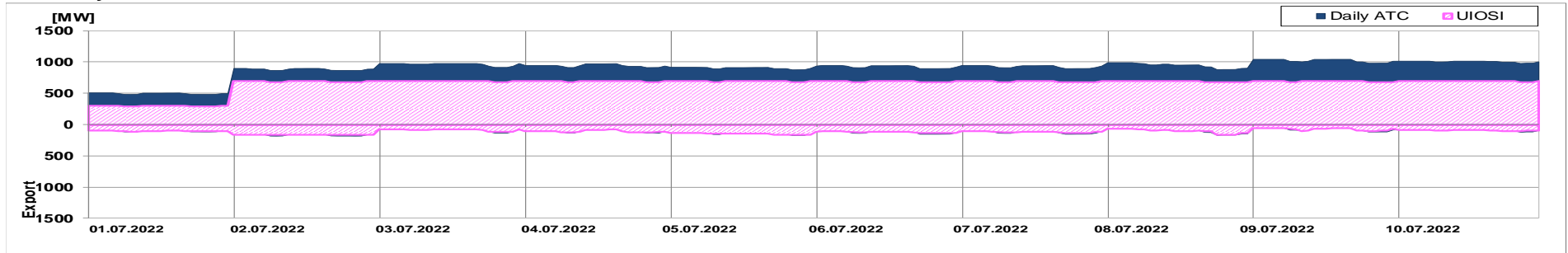
Market for Allocation of Cross-Border Capacities

Daily Explicit Auctions on Romanian – Serbian border

Unused Capacity [MW] average value	
RO-RS	RS-RO
187	542



Serbia July 2022

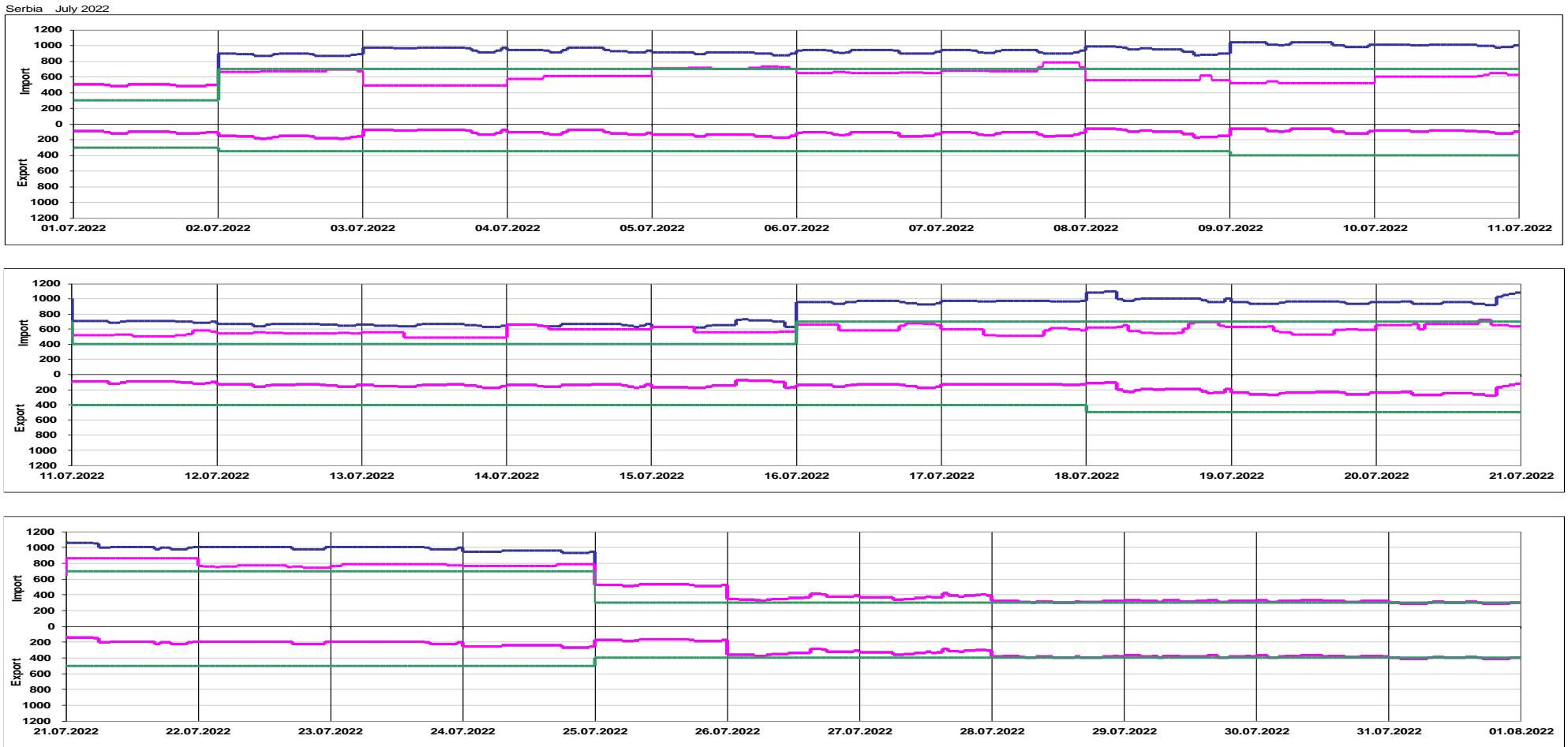




Transelectrica®
Societate Administrată în Sistem Dualist

Market for Allocation of Cross-Border Capacities

Daily Explicit Auctions on Romanian – Serbian border



Offered Capacity on Daily Auction [MW]

Allocated Capacity on Daily Auction [MW]

Net Transfer Capacity (NTC) [MW]

Public

Market for Allocation of Cross-Border Capacities

Daily Explicit Auctions on Romanian – Serbian border



Transelectrica®
Societate Administrată în Sistem Dualist

Auction Price [Euro/MWh] – Export

Day	1	2	3	4	5	6	7	8	9	10	11	12	13	14	15	16	17	18	19	20	21	22	23	24	Max	
1	4.18	5.50	5.50	4.95	4.32	3.69	2.35	2.35	2.56	5.00	5.55	12.09	12.09	12.09	12.32	11.00	4.44	1.55	1.55	1.55	1.55	1.55	1.55	1.55	3.22	12.32
2	2.60	2.92	2.88	2.77	2.77	2.88	2.28	2.34	2.28	10.66	12.09	18.49	18.49	15.29	15.29	12.23	2.91	2.91	2.34	1.50	1.50	1.50	1.53	1.60	18.49	
3	3.51	3.51	3.51	4.41	5.00	4.89	5.00	6.17	15.00	15.00	17.11	23.11	30.60	31.18	29.09	23.11	16.50	6.21	3.75	3.68	1.60	1.11	1.33	6.89	31.18	
4	21.00	15.24	12.65	13.91	13.19	18.04	15.24	3.33	2.73	3.18	6.69	11.00	12.82	14.69	16.74	6.69	3.88	2.83	2.77	3.42	3.18	3.24	3.15	7.09	21.00	
5	2.34	2.34	2.86	1.86	1.69	1.69	0.95	0.77	0.77	1.22	2.88	4.44	4.44	4.44	4.44	1.47	1.54	0.77	0.77	0.77	0.56	0.56	0.85	1.69	4.44	
6	2.00	4.98	4.98	3.58	3.00	1.69	0.66	1.11	1.11	3.56	5.56	10.00	10.00	10.00	10.00	4.44	4.34	0.77	0.77	1.49	1.49	1.49	1.49	2.64	10.00	
7	17.29	20.65	22.76	20.00	20.00	18.21	11.59	11.59	11.59	18.21	20.50	25.15	25.48	25.48	22.76	14.57	1.83	1.50	1.50	1.50	1.50	1.63	1.92	2.40	25.48	
8	41.00	41.00	41.00	26.00	26.00	24.66	14.41	11.66	3.33	4.64	9.63	8.00	8.11	9.96	9.96	5.69	4.21	2.00	0.51	0.51	0.51	0.51	0.62	1.11	41.00	
9	35.15	35.15	41.22	39.86	35.87	32.29	15.00	15.00	15.65	36.40	49.21	49.21	49.98	49.21	54.68	54.68	54.68	18.33	15.00	7.46	10.07	7.46	15.00	25.15	54.68	
10	35.85	35.85	37.00	37.00	36.59	32.94	29.06	29.06	29.06	38.22	44.29	49.21	49.21	49.21	43.06	43.06	43.06	35.87	29.06	15.11	5.55	5.55	5.55	10.55	49.21	
11	37.34	41.00	41.00	41.00	37.56	18.59	11.00	11.00	32.53	35.38	36.08	32.00	17.00	21.00	10.55	10.55	10.55	5.28	5.28	2.56	2.00	2.00	2.00	2.59	41.00	
12	3.00	3.00	3.00	3.00	3.00	2.25	0.88	2.35	2.94	3.17	6.40	10.46	9.96	13.54	11.33	4.44	2.30	1.11	1.11	1.11	1.11	1.11	1.11	2.35	13.54	
13	3.98	4.00	3.68	2.25	2.25	1.89	2.12	3.73	4.00	4.00	11.70	14.65	14.59	23.05	21.24	8.00	8.00	5.36	8.84	5.76	3.36	3.33	3.33	5.88	23.05	
14	5.17	5.00	5.17	4.85	4.85	3.43	2.22	2.03	3.84	10.62	13.76	16.33	17.17	23.32	24.62	8.00	8.00	12.84	11.77	10.75	5.67	4.01	3.33	6.00	24.62	
15	4.61	4.79	5.08	4.91	4.66	3.69	3.69	3.69	4.46	4.46	21.23	22.34	22.29	23.52	28.28	25.01	9.27	23.77	11.00	11.00	7.98	18.81	4.30	3.69	28.28	
16	6.69	6.55	8.70	8.45	9.01	8.01	5.07	5.15	9.04	17.69	42.34	44.70	44.70	44.70	33.60	27.47	25.27	13.27	6.07	4.09	3.07	3.33	2.99	3.33	44.70	
17	15.83	13.62	13.35	11.35	12.10	11.71	14.82	25.23	53.60	47.04	54.92	70.15	70.15	78.40	58.41	56.00	40.30	17.22	10.58	10.08	6.15	8.00	7.30	4.90	78.40	
18	15.21	15.21	15.21	15.99	15.87	15.21	4.00	5.24	8.00	8.00	8.00	20.00	20.00	20.00	20.00	20.00	20.00	5.24	5.24	2.69	2.69	2.89	3.53	3.00	20.00	
19	2.26	2.26	3.03	2.21	2.10	2.00	2.00	2.00	2.05	8.88	20.00	20.00	16.19	19.80	20.90	13.66	8.88	4.62	4.56	2.15	2.15	2.15	2.55	4.04	20.90	
20	2.99	2.20	2.28	2.28	2.28	2.20	1.81	1.60	1.78	1.93	5.83	6.69	6.06	4.12	4.12	4.12	1.76	1.60	1.32	1.23	1.78	2.10	2.20	3.20	6.69	
21	15.14	15.14	15.00	15.14	15.00	14.51	8.55	8.55	11.11	11.11	7.55	6.66	6.66	6.66	6.66	6.32	3.20	2.10	2.10	1.61	0.53	0.53	0.80	1.61	15.14	
22	3.64	5.80	5.80	5.80	5.80	8.72	8.72	8.72	8.72	8.72	8.72	12.64	12.18	12.18	12.64	12.64	3.48	2.52	2.52	2.52	2.52	2.52	2.52	3.20	12.64	
23	2.59	2.59	2.59	2.59	2.59	2.98	4.59	5.04	5.04	6.69	6.69	6.69	5.91	5.91	5.91	5.91	4.00	2.80	1.50	1.50	1.50	2.24	2.83	3.33	6.69	
24	1.77	2.41	2.41	2.41	2.41	2.41	2.38	3.33	3.69	5.34	6.69	6.69	7.60	7.60	7.60	7.60	4.90	4.36	3.43	1.47	1.11	1.11	1.11	1.47	7.60	
25	7.77	7.77	7.77	7.77	6.37	5.55	1.50	1.17	1.40	2.00	3.56	3.56	3.56	3.56	3.56	4.90	4.44	0.77	0.63	1.46	1.46	1.50	1.46	1.50	7.77	
26	0.64	0.64	0.64	0.52	0.52	0.51	0.31	0.37	0.39	0.39	0.51	0.51	0.51	0.51	0.51	0.75	0.75	1.11	0.88	0.88	0.88	0.88	1.33	1.33	1.33	
27	2.00	1.84	1.84	1.84	1.39	0.98	0.51	0.51	0.52	0.52	0.64	0.64	2.60	2.55	2.55	2.90	3.33	2.28	2.28	2.52	2.53	3.62	3.62	3.29	3.62	
28	0.51	0.51	0.51	0.51	0.51	0.50	0.37	0.37	0.44	0.44	0.44	0.37	0.37	0.64	0.64	0.69	0.55	0.78	0.78	0.78	1.04	1.04	1.04	1.04	1.04	
29	0.50	0.50	0.37	0.35	0.35	0.35	0.35	0.37	0.39	0.39	0.37	0.37	0.37	0.37	0.39	0.51	0.37	0.35	0.35	0.35	0.35	0.35	0.35	0.39	0.51	
30	0.64	0.64	0.51	0.51	0.60	0.60	0.70	0.74	0.81	0.88	0.88	0.88	0.88	1.07	1.53	1.53	1.24	0.88	0.61	0.69	0.69	0.69	0.69	0.51	1.53	
31	0.55	0.55	0.33	0.33	0.33	0.33	0.55	0.55	0.55	0.55	0.55	0.55	0.55	0.55	1.00	1.00	0.55	0.33	0.33	0.26	0.26	0.26	0.33	0.33	1.00	

Serbia July 2022

Market for Allocation of Cross-Border Capacities



Transelectrica®

Societate Administrată în Sistem Dualist

Daily Explicit Auctions on Romanian – Serbian border

Auction Price [Euro/MWh] – Import

Day	1	2	3	4	5	6	7	8	9	10	11	12	13	14	15	16	17	18	19	20	21	22	23	24	Max
1	0.05	0.05	0.05	0.05	0.05	0.09	0.09	0.09	0.09	0.05	0.05	0.05	0.05	0.05	0.05	0.05	0.06	0.06	0.09	0.09	0.09	0.09	0.09	0.06	0.09
2	0.00	0.00	0.00	0.00	0.00	0.00	0.00	0.00	0.00	0.00	0.00	0.00	0.00	0.00	0.00	0.00	0.00	0.00	0.00	0.00	0.00	0.00	0.00	0.00	0.00
3	0.00	0.00	0.00	0.00	0.00	0.00	0.00	0.00	0.00	0.00	0.00	0.00	0.00	0.00	0.00	0.00	0.00	0.00	0.00	0.00	0.00	0.00	0.00	0.00	0.00
4	0.00	0.00	0.00	0.00	0.00	0.00	0.00	0.00	0.00	0.00	0.00	0.00	0.00	0.00	0.00	0.00	0.00	0.00	0.00	0.00	0.00	0.00	0.00	0.00	0.00
5	0.00	0.00	0.00	0.00	0.00	0.00	0.00	0.00	0.00	0.00	0.00	0.00	0.00	0.00	0.00	0.00	0.00	0.00	0.00	0.00	0.00	0.00	0.00	0.00	0.00
6	0.00	0.00	0.00	0.00	0.00	0.00	0.00	0.00	0.00	0.00	0.00	0.00	0.00	0.00	0.00	0.00	0.00	0.00	0.00	0.00	0.00	0.00	0.00	0.00	0.00
7	0.00	0.00	0.00	0.00	0.00	0.00	0.00	0.00	0.00	0.00	0.00	0.00	0.00	0.00	0.00	0.00	0.00	0.00	0.00	0.00	0.00	0.00	0.00	0.00	0.00
8	0.00	0.00	0.00	0.00	0.00	0.00	0.00	0.00	0.00	0.00	0.00	0.00	0.00	0.00	0.00	0.00	0.00	0.00	0.00	0.00	0.00	0.00	0.00	0.00	0.00
9	0.00	0.00	0.00	0.00	0.00	0.00	0.00	0.00	0.00	0.00	0.00	0.00	0.00	0.00	0.00	0.00	0.00	0.00	0.00	0.00	0.00	0.00	0.00	0.00	0.00
10	0.00	0.00	0.00	0.00	0.00	0.00	0.00	0.00	0.00	0.00	0.00	0.00	0.00	0.00	0.00	0.00	0.00	0.00	0.00	0.00	0.00	0.00	0.00	0.00	0.00
11	0.00	0.00	0.00	0.00	0.00	0.00	0.00	0.00	0.00	0.00	0.00	0.00	0.00	0.00	0.00	0.00	0.00	0.00	0.00	0.00	0.00	0.00	0.00	0.00	0.00
12	0.00	0.00	0.00	0.00	0.00	0.00	0.00	0.00	0.00	0.00	0.00	0.00	0.00	0.00	0.00	0.00	0.00	0.00	0.00	0.00	0.00	0.00	0.00	0.00	0.00
13	0.00	0.00	0.00	0.00	0.00	0.00	0.00	0.00	0.00	0.00	0.00	0.00	0.00	0.00	0.00	0.00	0.00	0.00	0.00	0.00	0.00	0.00	0.00	0.00	0.00
14	0.05	0.05	0.05	0.05	0.05	0.09	0.09	0.00	0.00	0.00	0.00	0.00	0.00	0.00	0.00	0.00	0.00	0.00	0.00	0.00	0.00	0.00	0.00	0.00	0.09
15	0.05	0.05	0.05	0.05	0.05	0.05	0.05	0.00	0.00	0.00	0.00	0.00	0.00	0.00	0.00	0.00	0.00	0.00	0.00	0.00	0.00	0.00	0.00	0.00	0.05
16	0.00	0.00	0.00	0.00	0.00	0.00	0.00	0.00	0.00	0.00	0.00	0.00	0.00	0.00	0.00	0.00	0.00	0.00	0.00	0.00	0.00	0.00	0.00	0.00	0.00
17	0.00	0.00	0.00	0.00	0.00	0.00	0.00	0.00	0.00	0.00	0.00	0.00	0.00	0.00	0.00	0.00	0.00	0.00	0.00	0.00	0.00	0.00	0.00	0.00	0.00
18	0.00	0.00	0.00	0.00	0.00	0.00	0.00	0.00	0.00	0.00	0.00	0.00	0.00	0.00	0.00	0.00	0.00	0.00	0.00	0.00	0.00	0.00	0.00	0.00	0.00
19	0.00	0.00	0.00	0.00	0.00	0.00	0.00	0.00	0.00	0.00	0.00	0.00	0.00	0.00	0.00	0.00	0.00	0.00	0.00	0.00	0.00	0.00	0.00	0.00	0.00
20	0.00	0.00	0.00	0.00	0.00	0.00	0.00	0.00	0.00	0.00	0.00	0.00	0.00	0.00	0.00	0.00	0.00	0.00	0.00	0.00	0.00	0.00	0.00	0.00	0.00
21	0.00	0.00	0.00	0.00	0.00	0.00	0.00	0.00	0.00	0.00	0.00	0.00	0.00	0.00	0.00	0.00	0.00	0.00	0.00	0.00	0.00	0.00	0.00	0.00	0.00
22	0.00	0.00	0.00	0.00	0.00	0.00	0.00	0.00	0.00	0.00	0.00	0.00	0.00	0.00	0.00	0.00	0.00	0.00	0.00	0.00	0.00	0.00	0.00	0.00	0.00
23	0.00	0.00	0.00	0.00	0.00	0.00	0.00	0.00	0.00	0.00	0.00	0.00	0.00	0.00	0.00	0.00	0.00	0.00	0.00	0.00	0.00	0.00	0.00	0.00	0.00
24	0.00	0.00	0.00	0.00	0.00	0.00	0.00	0.00	0.00	0.00	0.00	0.00	0.00	0.00	0.00	0.00	0.00	0.00	0.00	0.00	0.00	0.00	0.00	0.00	0.00
25	0.07	0.07	0.07	0.07	0.07	0.09	0.09	0.11	0.10	0.10	0.09	0.09	0.09	0.09	0.09	0.11	0.11	0.11	0.11	0.15	0.15	0.15	0.15	0.11	0.15
26	1.22	1.22	1.26	1.26	1.26	1.26	2.28	2.28	2.28	2.28	2.28	2.28	1.60	1.60	2.08	1.46	1.46	0.51	0.51	0.51	0.39	0.37	0.37	0.37	2.28
27	1.26	1.26	1.26	1.26	1.26	1.26	2.35	3.26	3.26	3.26	2.51	2.51	2.35	3.26	3.58	2.51	2.51	1.10	0.77	0.77	0.77	0.55	0.54	0.55	3.58
28	5.00	5.00	5.00	5.00	8.65	8.65	12.00	12.00	12.00	14.55	14.55	30.00	30.00	30.00	30.00	14.55	29.23	14.55	13.04	14.55	12.00	11.11	8.88	8.88	30.00
29	0.68	0.69	0.78	0.98	0.98	1.11	2.11	1.48	1.43	1.43	1.43	1.43	1.43	1.43	1.43	1.43	1.74	2.49	1.48	1.43	1.43	1.43	0.98	0.68	2.49
30	1.77	1.77	2.64	2.64	2.64	1.69	1.69	2.64	2.64	3.11	3.11	3.11	3.33	3.33	3.53	3.53	3.53	3.53	3.53	3.75	3.75	3.75	3.75	3.33	3.75
31	0.55	0.55	0.55	0.51	0.51	0.51	0.45	0.52	0.55	0.55	0.55	0.55	0.55	0.51	0.51	0.46	0.35	0.30	0.33	0.51	0.51	0.51	0.51	0.55	0.55

Serbia

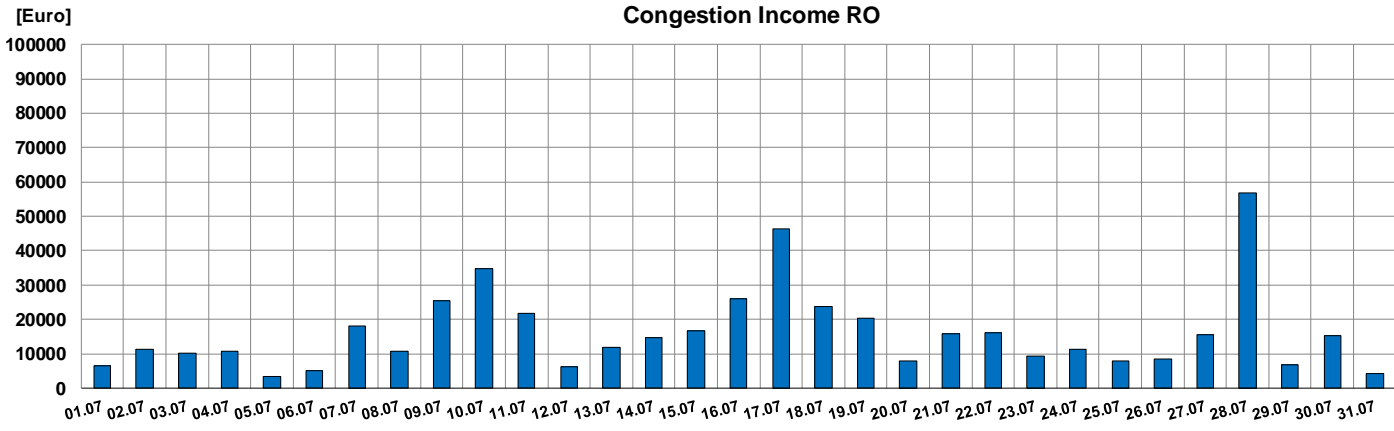
July 2022



Transelectrica®
Societate Administrată în Sistem Dualist

Market for Allocation of Cross-Border Capacities

Daily Explicit Allocation on Romanian – Serbian border



Day	Congestion Income border RO-RS [Euro]	Congestion Income RO [Euro]
01.07	12 925	6 462
02.07	22 602	11 301
03.07	20 329	10 164
04.07	21 673	10 836
05.07	6 480	3 240
06.07	10 362	5 181
07.07	36 075	18 037
08.07	21 459	10 729
09.07	50 818	25 409
10.07	69 447	34 723
11.07	43 771	21 885
12.07	12 656	6 328
13.07	23 834	11 917
14.07	29 405	14 702
15.07	33 341	16 671
16.07	51 842	25 921
17.07	92 772	46 386
18.07	47 269	23 634
19.07	40 734	20 367
20.07	15 917	7 958
21.07	31 365	15 682
22.07	32 202	16 101
23.07	18 414	9 207
24.07	22 536	11 268
25.07	16 036	8 018
26.07	16 922	8 461
27.07	31 201	15 601
28.07	113 615	56 807
29.07	13 676	6 838
30.07	30 445	15 222
31.07	8 140	4 070
Total	998 260	499 130

Daily Income [Euro]		Remuneration UIOSI [Euro]	
RO-RS	RS-RO	RO-RS	RS-RO
823 283	174 976	811 480	159 409
998 260		970 890	

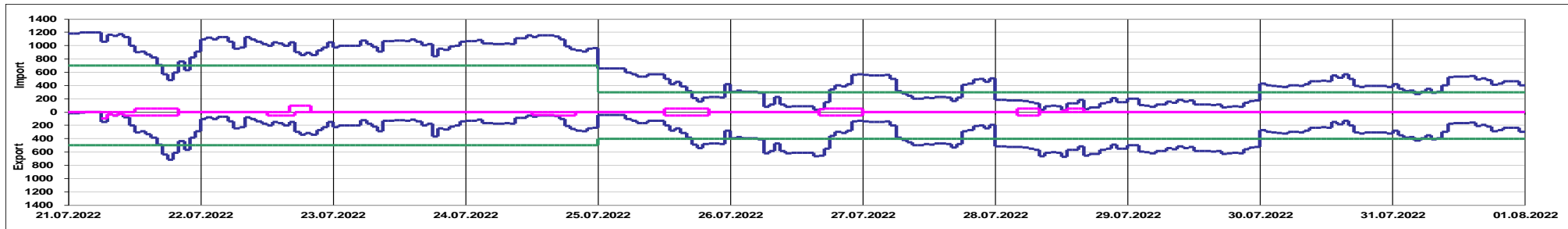
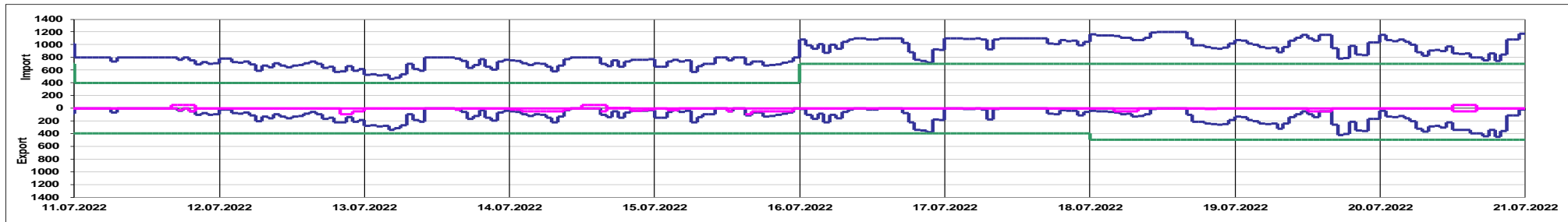
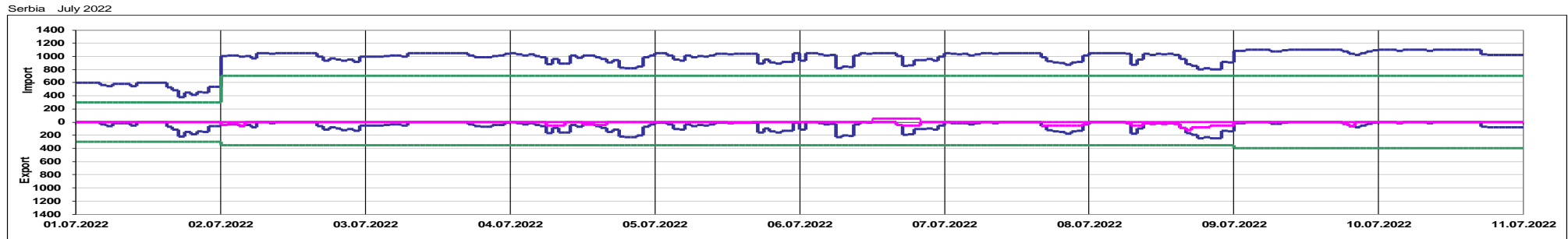
TSO Income (Z-R) [Euro]	RO TSO Income (Z-R) [Euro]
27 370	13 685



Transelectrica®
Societate Administrată în Sistem Dualist

Market for Allocation of Cross-Border Capacities

Intraday Explicit Auctions on Romanian – Serbian border



Offered Capacity on Intraday Auction [MW]

Allocated Capacity on Intraday Auction [MW]

Net Transfer Capacity (NTC) [MW]



Transelectrica®
Societate Administrată în Sistem Dualist

Market for Allocation of Cross-Border Capacities

Intraday Explicit Auctions on Romanian – Serbian border

Auction Price [Euro/MWh] - Export

Day	1	2	3	4	5	6	7	8	9	10	11	12	13	14	15	16	17	18	19	20	21	22	23	24	Max	
1	-	-	0.00	0.00	0.00	0.00	0.00	0.00	0.00	0.00	-	-	-	-	-	0.00	0.00	0.00	0.00	0.00	0.00	0.00	0.00	0.00	0.00	0.00
2	0.00	0.00	0.00	0.00	0.00	0.00	-	-	0.00	-	-	-	-	-	-	-	0.00	0.00	0.00	0.00	0.00	0.00	0.00	0.00	0.00	0.00
3	0.00	0.00	0.00	0.00	0.00	0.00	0.00	-	-	-	-	-	-	-	-	-	-	0.00	0.00	0.00	0.00	0.00	0.00	0.00	0.00	0.00
4	-	0.00	0.00	0.00	0.00	0.00	0.00	0.00	0.00	0.00	0.00	0.00	0.00	0.00	0.00	0.00	0.00	0.00	0.00	0.00	0.00	0.00	0.00	0.00	0.00	0.00
5	0.00	0.00	0.00	0.00	0.00	0.00	0.00	0.00	0.00	0.00	0.00	0.00	0.00	0.00	0.00	0.00	0.00	0.00	0.00	0.00	0.00	0.00	0.00	0.00	0.00	0.00
6	0.00	-	-	0.00	0.00	0.00	0.00	0.00	0.00	0.00	-	0.00	-	-	-	0.00	0.00	0.00	0.00	0.00	0.00	0.00	0.00	0.00	0.00	0.00
7	-	0.00	0.00	0.00	0.00	0.00	-	-	0.00	-	-	-	-	-	-	-	0.00	0.00	0.00	0.00	0.00	0.00	0.00	0.00	0.00	0.00
8	-	-	-	-	-	-	0.00	0.00	0.00	0.00	0.00	0.00	0.00	0.00	0.00	0.00	0.00	0.00	0.00	0.00	0.00	0.00	0.00	0.00	0.00	0.00
9	0.00	0.00	-	-	-	-	0.00	0.00	0.00	-	-	-	-	-	-	-	-	-	0.00	0.00	0.00	0.00	0.00	0.00	0.00	0.00
10	-	-	-	0.00	-	-	-	-	0.00	-	-	-	-	-	-	-	-	-	0.00	0.00	0.00	0.00	0.00	0.00	0.00	0.00
11	-	-	-	-	-	-	0.00	-	-	0.00	-	-	-	-	-	-	-	-	0.00	0.00	0.00	0.00	0.00	0.00	0.00	0.00
12	0.00	0.00	0.00	0.00	0.00	0.00	0.00	0.00	0.00	0.00	0.00	0.00	0.00	0.00	0.00	0.00	0.00	0.00	0.00	0.00	0.00	0.00	0.00	0.00	0.00	0.00
13	0.00	0.00	0.00	0.00	0.00	0.00	0.00	0.00	0.00	0.00	-	-	-	0.00	-	0.00	0.00	0.00	0.00	0.00	0.00	0.00	0.00	0.00	0.00	0.00
14	0.00	0.00	0.00	0.00	0.00	0.00	0.00	0.00	0.00	0.00	-	-	-	-	-	0.00	0.00	0.00	0.00	0.00	0.00	0.00	0.00	0.00	0.00	0.00
15	0.00	0.00	0.00	0.00	0.00	0.00	0.00	0.00	0.00	0.00	-	0.00	0.00	-	-	0.00	0.00	0.00	0.00	0.00	0.00	0.00	0.00	0.00	0.00	0.00
16	0.00	0.00	0.00	0.00	0.00	0.00	0.00	0.00	0.00	0.00	-	0.00	0.00	-	-	-	-	0.00	0.00	0.00	0.00	0.00	0.00	0.00	0.00	0.00
17	-	-	-	0.00	0.00	-	0.00	0.00	0.00	-	-	-	-	-	-	-	-	-	0.00	0.00	0.00	0.00	0.00	0.00	0.00	0.00
18	0.00	0.00	0.00	0.00	0.00	0.00	0.00	0.00	0.00	0.00	0.00	-	-	-	-	-	0.00	0.00	0.00	0.00	0.00	0.00	0.00	0.00	0.00	0.00
19	0.00	0.00	0.00	0.00	0.00	0.00	0.00	0.00	0.00	0.00	0.00	0.00	0.00	0.00	0.00	0.00	0.00	0.00	0.00	0.00	0.00	0.00	0.00	0.00	0.00	0.00
20	0.00	0.00	0.00	0.00	0.00	0.00	0.00	0.00	0.00	0.00	0.00	0.00	0.00	0.00	0.00	0.00	0.00	0.00	0.00	0.00	0.00	0.00	0.00	0.00	0.00	0.00
21	0.00	0.00	0.00	-	-	-	0.00	0.00	0.00	0.00	0.00	0.00	0.00	0.00	0.00	0.00	0.00	0.00	0.00	0.00	0.00	0.00	0.00	0.00	0.00	0.00
22	0.00	0.00	0.00	0.00	0.00	0.00	0.00	0.00	0.00	0.00	0.00	0.00	0.00	0.00	0.00	0.00	0.00	0.00	0.00	0.00	0.00	0.00	0.00	0.00	0.00	0.00
23	0.00	0.00	0.00	0.00	0.00	0.00	0.00	0.00	0.00	0.00	0.00	0.00	0.00	0.00	0.00	0.00	0.00	0.00	0.00	0.00	0.00	0.00	0.00	0.00	0.00	0.00
24	0.00	0.00	0.00	0.00	0.00	0.00	0.00	0.00	0.00	0.00	0.00	0.00	0.00	0.00	0.00	0.00	0.00	0.00	0.00	0.00	0.00	0.00	0.00	0.00	0.00	0.00
25	0.00	0.00	0.00	0.00	0.00	0.00	0.00	0.00	0.00	0.00	0.00	0.00	0.00	0.00	0.00	0.00	0.00	0.00	0.00	0.00	0.00	0.00	0.00	0.00	0.00	0.00
26	0.00	0.00	0.00	0.00	0.00	0.00	0.00	0.00	0.00	0.00	0.00	0.00	0.00	0.00	0.00	0.00	0.00	0.00	0.00	0.00	0.00	0.00	0.00	0.00	0.00	0.00
27	0.00	0.00	0.00	0.00	0.00	0.00	0.00	0.00	0.00	0.00	0.00	0.00	0.00	0.00	0.00	0.00	0.00	0.00	0.00	0.00	0.00	0.00	0.00	0.00	0.00	0.00
28	0.00	0.00	0.00	0.00	0.00	0.00	0.00	0.00	0.00	0.00	0.00	0.00	0.00	0.00	0.00	0.00	0.00	0.00	0.00	0.00	0.00	0.00	0.00	0.00	0.00	0.00
29	0.00	0.00	0.00	0.00	0.00	0.00	0.00	0.00	0.00	0.00	0.00	0.00	0.00	0.00	0.00	0.00	0.00	0.00	0.00	0.00	0.00	0.00	0.00	0.00	0.00	0.00
30	0.00	0.00	0.00	0.00	0.00	0.00	0.00	0.00	0.00	0.00	0.00	0.00	0.00	0.00	0.00	0.00	0.00	0.00	0.00	0.00	0.00	0.00	0.00	0.00	0.00	0.00
31	0.00	0.00	0.00	0.00	0.00	0.00	0.00	0.00	0.00	0.00	0.00	0.00	0.00	0.00	0.00	0.00	0.00	0.00	0.00	0.00	0.00	0.00	0.00	0.00	0.00	0.00

Serbia July 2022

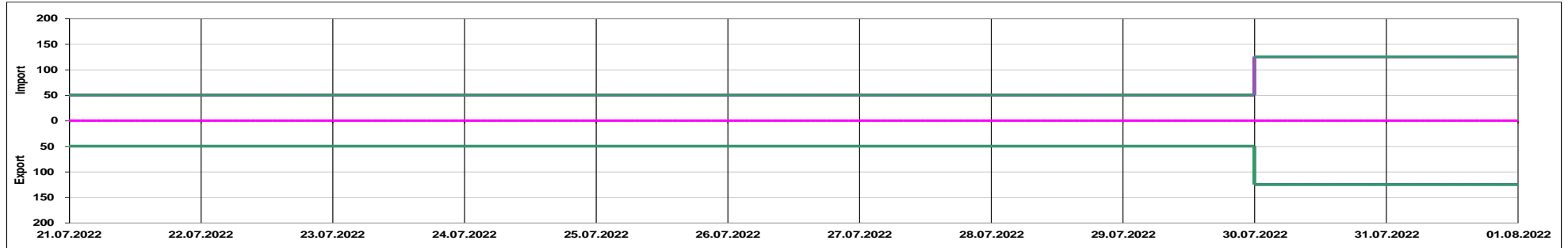
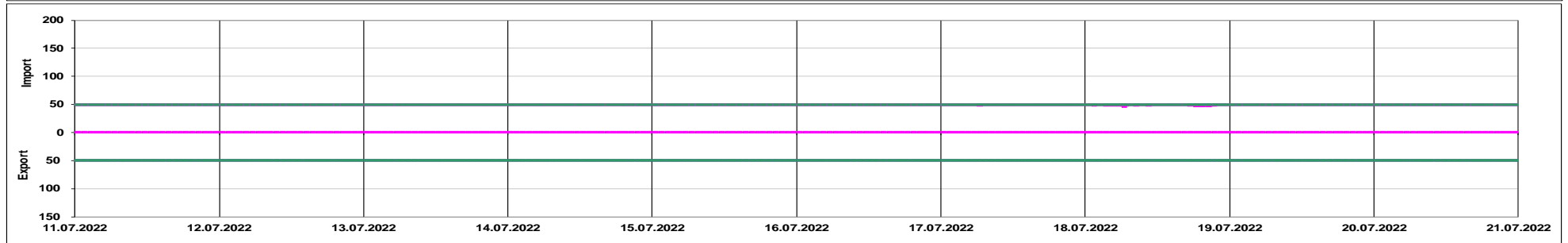
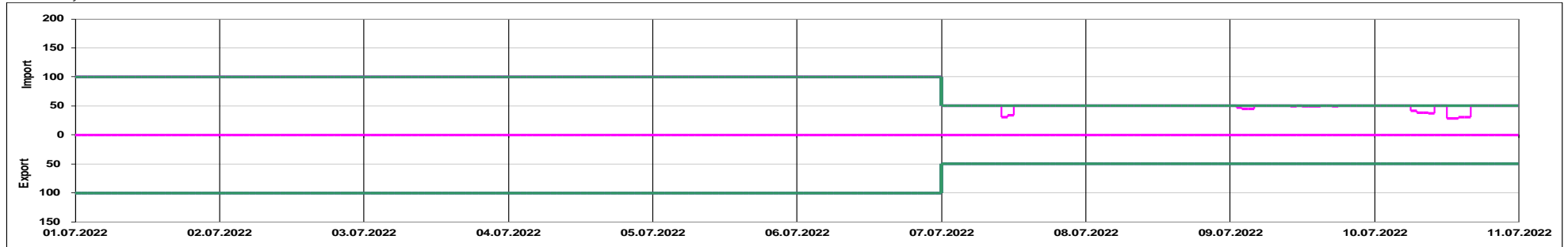


Transelectrica®
Societate Administrată în Sistem Dualist

Market for Allocation of Cross-Border Capacities

Daily Explicit Auctions on Romanian – Ukrainian border

Ukraine July 2022



Offered Capacity on Daily Auction [MW]

Allocated Capacity on Daily Auction [MW]

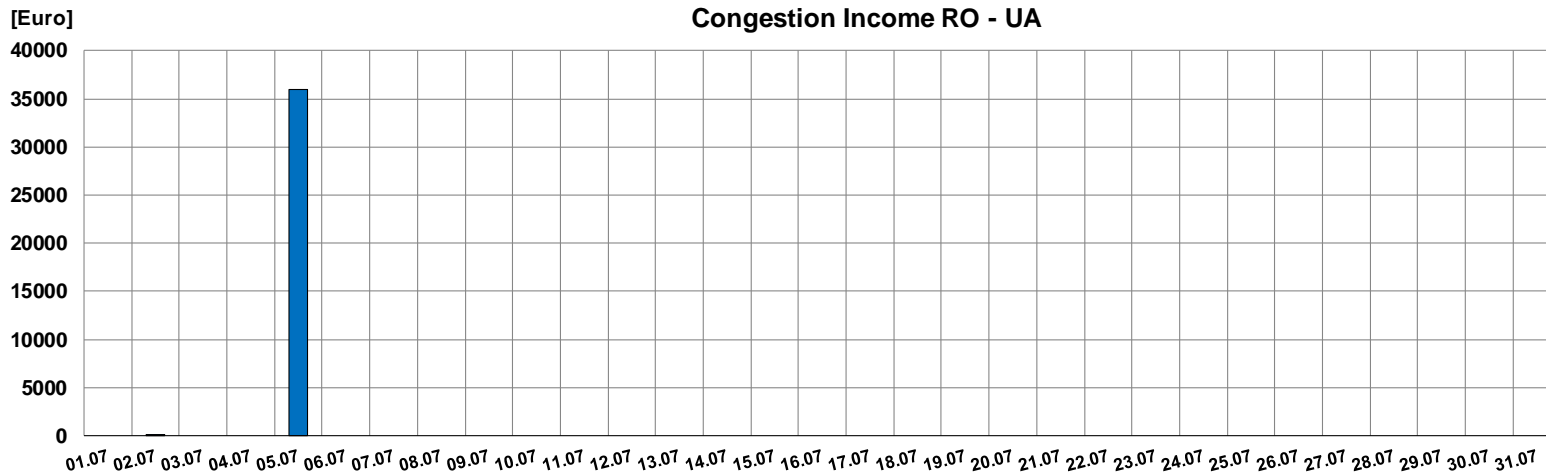
Net Transfer Capacity (NTC) [MW]



Transelectrica®
Societate Administrată în Sistem Dualist

Market for Allocation of Cross-Border Capacities

Daily Explicit Allocation on Romanian – Ukrainian border



Day	Income for RO TSO congestion border RO-UA [Euro]
01.07	0
02.07	100
03.07	0
04.07	0
05.07	36 000
06.07	0
07.07	0
08.07	0
09.07	0
10.07	0
11.07	0
12.07	0
13.07	0
14.07	0
15.07	0
16.07	0
17.07	0
18.07	0
19.07	0
20.07	0
21.07	0
22.07	0
23.07	0
24.07	0
25.07	0
26.07	0
27.07	0
28.07	0
29.07	0
30.07	0
31.07	0
Total	36 100

Income for RO TSO Daily Auctions [Euro]	
RO-UA	UA-RO
0	36 100
36 100	

Note: the values represent the results of daily auctions organized by the Romanian TSO.

Market for Allocation of Cross-Border Capacities



Transelectrica®
Societate Administrată în Sistem Dualist

Monthly Auctions Bids Statistics

July 2022		1	2	3	4	5	6	7	8	9	10	11	12	13	14	15	16	17	18	19	20	21	22	23	24	25	26	27	28	29	30	31
Hungary export	Number of Capacity Traders	47	47	47	47	47	47	47	47	47	47	47	47	47	47	47	47	47	47	47	47	47	47	47	47	47	47	47	47	47	47	
	Number of Capacity Holders	16	16	16	16	16	16	16	16	16	16	16	16	16	16	16	16	16	16	16	16	16	16	16	16	16	16	16	16	16	16	
	Number of Bids	310	310	310	310	310	310	310	310	310	310	310	310	310	310	310	310	310	310	310	310	310	310	310	310	310	310	310	310	310	310	
Hungary import	Number of Capacity Traders	39	39	39	39	39	39	39	39	39	39	39	39	39	39	39	39	39	39	39	39	39	39	39	39	39	39	39	39	39	39	
	Number of Capacity Holders	11	11	11	11	11	11	11	11	11	11	11	11	11	11	11	11	11	11	11	11	11	11	11	11	11	11	11	11	11	11	
	Number of Bids	224	224	224	224	224	224	224	224	224	224	224	224	224	224	224	224	224	224	224	224	224	224	224	224	224	224	224	224	224	224	
Bulgaria export	Number of Capacity Traders	25	25	25	25	25	25	25	25	25	25	25	25	25	25	25	25	25	25	25	25	25	25	25	25	25	25	25	25	25	25	
	Number of Capacity Holders	8	8	8	8	8	8	8	8	8	8	8	8	8	8	8	8	8	8	8	8	8	8	8	8	8	8	8	8	8	8	
	Number of Bids	135	135	135	135	135	135	135	135	135	135	135	135	135	135	135	135	135	135	135	135	135	135	135	135	135	135	135	135	135	135	
Bulgaria import	Number of Capacity Traders	36	36	36	36	36	36	36	36	36	36	36	36	36	36	36	36	36	36	36	36	36	36	36	36	36	36	36	36	36	36	
	Number of Capacity Holders	14	14	14	14	14	14	14	14	14	14	14	14	14	14	14	14	14	14	14	14	14	14	14	14	14	14	14	14	14	14	
	Number of Bids	290	290	290	290	290	290	290	290	290	290	290	290	290	290	290	290	290	290	290	290	290	290	290	290	290	290	290	290	290	290	
Serbia export	Number of Capacity Traders	17	17	17	17	17	17	17	17	17	17	17	17	17	17	17	17	17	17	17	17	17	17	17	17	17	17	17	17	17	17	
	Number of Capacity Holders	7	8	8	8	8	8	8	8	8	8	8	8	8	8	8	8	8	8	8	9	9	9	9	9	9	9	9	9	9	9	
	Number of Bids	68	74	74	74	74	74	74	74	77	77	77	77	77	77	77	77	77	77	76	76	76	76	76	76	76	77	77	77	77	77	
Serbia import	Number of Capacity Traders	10	11	11	11	11	11	11	11	11	11	11	11	11	11	11	11	11	11	11	11	11	11	11	11	11	11	11	11	11	11	
	Number of Capacity Holders	5	11	11	11	11	11	11	11	11	11	11	9	9	9	9	9	11	11	11	11	11	11	11	11	5	5	5	5	5	5	
	Number of Bids	46	43	43	43	43	43	43	43	43	43	45	45	45	45	45	45	43	43	43	43	43	43	43	43	46	46	46	46	46	46	
Ukraine export	Number of Capacity Traders	-	-	-	-	-	-	-	-	-	-	-	-	-	-	-	-	-	-	-	-	-	-	-	-	-	-	-	-	-		
	Number of Capacity Holders	-	-	-	-	-	-	-	-	-	-	-	-	-	-	-	-	-	-	-	-	-	-	-	-	-	-	-	-	-	-	
	Number of Bids	-	-	-	-	-	-	-	-	-	-	-	-	-	-	-	-	-	-	-	-	-	-	-	-	-	-	-	-	-	-	
Ukraine import	Number of Capacity Traders	-	-	-	-	-	-	-	-	-	-	-	-	-	-	-	-	-	-	-	-	-	-	-	-	-	-	-	-	-	-	
	Number of Capacity Holders	-	-	-	-	-	-	-	-	-	-	-	-	-	-	-	-	-	-	-	-	-	-	-	-	-	-	-	-	-	-	
	Number of Bids	-	-	-	-	-	-	-	-	-	-	-	-	-	-	-	-	-	-	-	-	-	-	-	-	-	-	-	-	-	-	
Moldavia import RO_Cioara	Number of Capacity Traders	-	-	-	-	-	-	-	-	-	-	-	-	-	-	-	-	-	-	-	-	-	-	-	-	-	-	-	-	-	-	
	Number of Capacity Holders	-	-	-	-	-	-	-	-	-	-	-	-	-	-	-	-	-	-	-	-	-	-	-	-	-	-	-	-	-	-	
	Number of Bids	-	-	-	-	-	-	-	-	-	-	-	-	-	-	-	-	-	-	-	-	-	-	-	-	-	-	-	-	-	-	
Moldavia import RO_Costesti	Number of Capacity Traders	-	-	-	-	-	-	-	-	-	-	-	-	-	-	-	-	-	-	-	-	-	-	-	-	-	-	-	-	-	-	
	Number of Capacity Holders	-	-	-	-	-	-	-	-	-	-	-	-	-	-	-	-	-	-	-	-	-	-	-	-	-	-	-	-	-	-	
	Number of Bids	-	-	-	-	-	-	-	-	-	-	-	-	-	-	-	-	-	-	-	-	-	-	-	-	-	-	-	-	-	-	
Moldavia import RO_Vulcanesti	Number of Capacity Traders	-	-	-	-	-	-	-	-	-	-	-	-	-	-	-	-	-	-	-	-	-	-	-	-	-	-	-	-	-	-	
	Number of Capacity Holders	-	-	-	-	-	-	-	-	-	-	-	-	-	-	-	-	-	-	-	-	-	-	-	-	-	-	-	-	-	-	
	Number of Bids	-	-	-	-	-	-	-	-	-	-	-	-	-	-	-	-	-	-	-	-	-	-	-	-	-	-	-	-	-	-	

July 2022	Maximum	Minimum
Number of Capacity Traders	47	10
Number of Capacity Holders	16	5
Number of Bids	310	43

Market for Allocation of Cross-Border Capacities



Daily Explicit Auctions Bids Statistics

July 2022		Daily Auctions		1	2	3	4	5	6	7	8	9	10	11	12	13	14	15	16	17	18	19	20	21	22	23	24	25	26	27	28	29	30	31
Serbia Export	Maximum Number of Capacity Traders	10	8	9	8	8	9	8	10	10	10	10	9	7	7	9	9	8	9	9	9	10	10	9	10	10	7	10	8	7	11	10		
	Maximum Number of Capacity Holders	6	5	6	5	6	5	5	6	5	4	3	6	4	5	5	6	5	4	7	6	7	5	6	8	7	7	8	7	5	9	9		
	Maximum Number of Bids	48	44	42	39	33	46	46	46	44	44	45	37	37	36	39	40	40	47	44	42	48	48	41	51	49	40	45	41	41	44	39		
Serbia Import	Maximum Number of Capacity Traders	8	7	6	6	9	9	9	9	9	10	9	8	7	7	8	9	8	9	9	8	9	9	8	10	9	9	8	11	9	9	8		
	Maximum Number of Capacity Holders	7	7	6	6	9	9	9	9	9	9	8	8	7	7	8	9	8	9	9	8	9	9	8	9	8	8	7	7	7	5	6		
	Maximum Number of Bids	43	36	31	36	50	39	41	36	35	35	34	36	32	36	36	36	34	38	35	35	39	35	38	46	42	40	38	47	44	42	37		

July 2022		Daily Auction		1	2	3	4	5	6	7	8	9	10	11	12	13	14	15	16	17	18	19	20	21	22	23	24	25	26	27	28	29	30	31
Ukraine Export	Maximum Number of Capacity Traders	1	0	0	0	0	1	0	0	0	0	0	0	0	0	0	0	0	0	0	0	0	0	0	0	0	0	0	0	0	0	0	0	
	Maximum Number of Capacity Holders	0	0	0	0	0	0	0	0	0	0	0	0	0	0	0	0	0	0	0	0	0	0	0	0	0	0	0	0	0	0	0	0	
	Maximum Number of Bids	0	0	0	0	0	0	0	0	0	0	0	0	0	0	0	0	0	0	0	0	0	0	0	0	0	0	0	0	0	0	0	0	
Ukraine Import	Maximum Number of Capacity Traders	6	8	6	6	5	6	7	8	6	5	6	6	7	7	7	4	6	7	7	7	7	7	7	6	7	7	7	7	7	5	6		
	Maximum Number of Capacity Holders	6	7	6	6	5	6	5	7	6	4	5	6	7	7	6	4	6	5	6	6	6	5	5	5	5	5	5	5	6	6	5	6	
	Maximum Number of Bids	10	12	9	12	13	13	12	12	11	9	10	12	13	13	10	7	13	8	11	10	9	10	10	10	10	10	10	11	8	9	9	13	11

Note: In the table are presented the daily maximum hourly values. On the Ukrainian border are presented the values of the auctions organized by Romanian TSO.



Intraday Explicit Auctions Bids Statistics

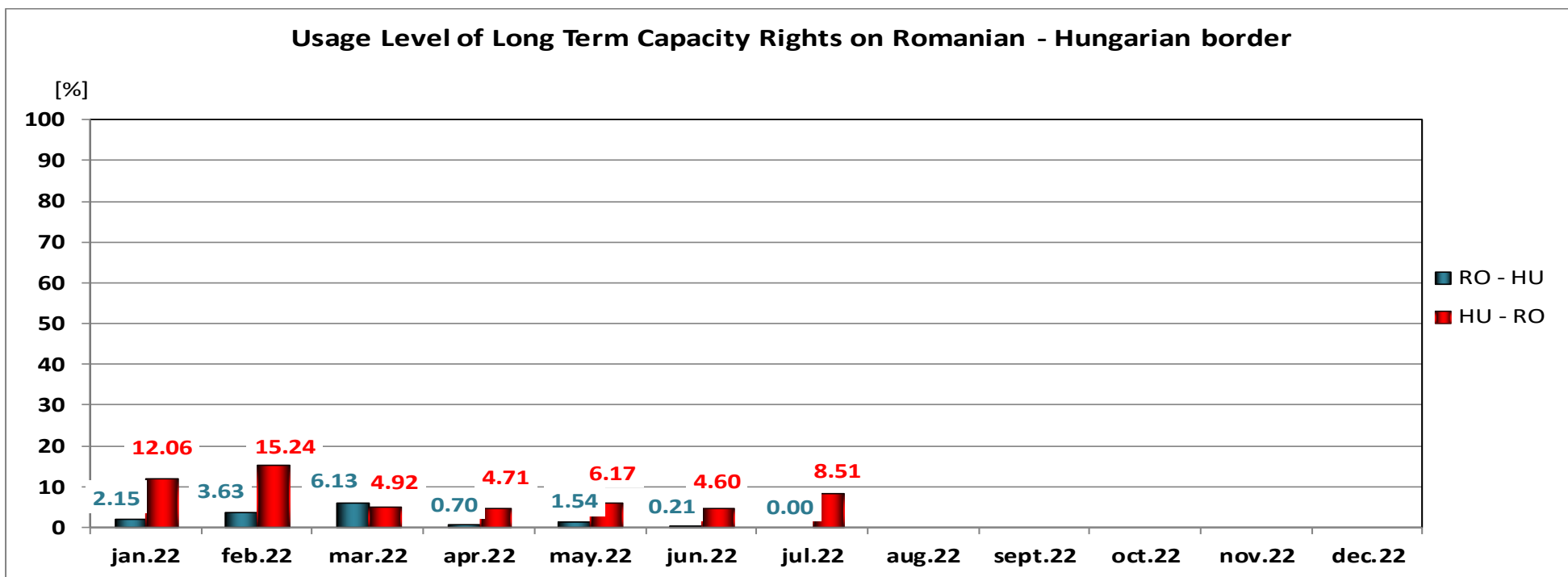
July 2022	Intraday Auction	1	2	3	4	5	6	7	8	9	10	11	12	13	14	15	16	17	18	19	20	21	22	23	24	25	26	27	28	29	30	31
Serbia Export	Maximum Number of Capacity Traders	0	1	0	1	1	1	1	1	1	1	1	1	1	1	1	0	0	1	1	1	1	1	0	1	1	1	0	1	0	0	0
	Maximum Number of Capacity Holders	-	1	-	1	1	1	1	1	1	1	1	1	1	1	1	-	-	1	1	1	1	1	-	1	1	1	-	1	-	-	-
Serbia Import	Maximum Number of Capacity Traders	0	0	0	0	0	1	0	0	0	0	1	0	0	1	0	0	0	0	0	1	1	1	0	0	1	1	0	1	0	0	0
	Maximum Number of Capacity Holders	-	-	-	-	-	1	-	-	-	-	1	-	-	1	-	-	-	-	-	1	1	1	-	-	1	1	-	1	-	-	-

Note: In the table are presented the daily maximum hourly values.

Long term Auction on Romanian – Hungarian border

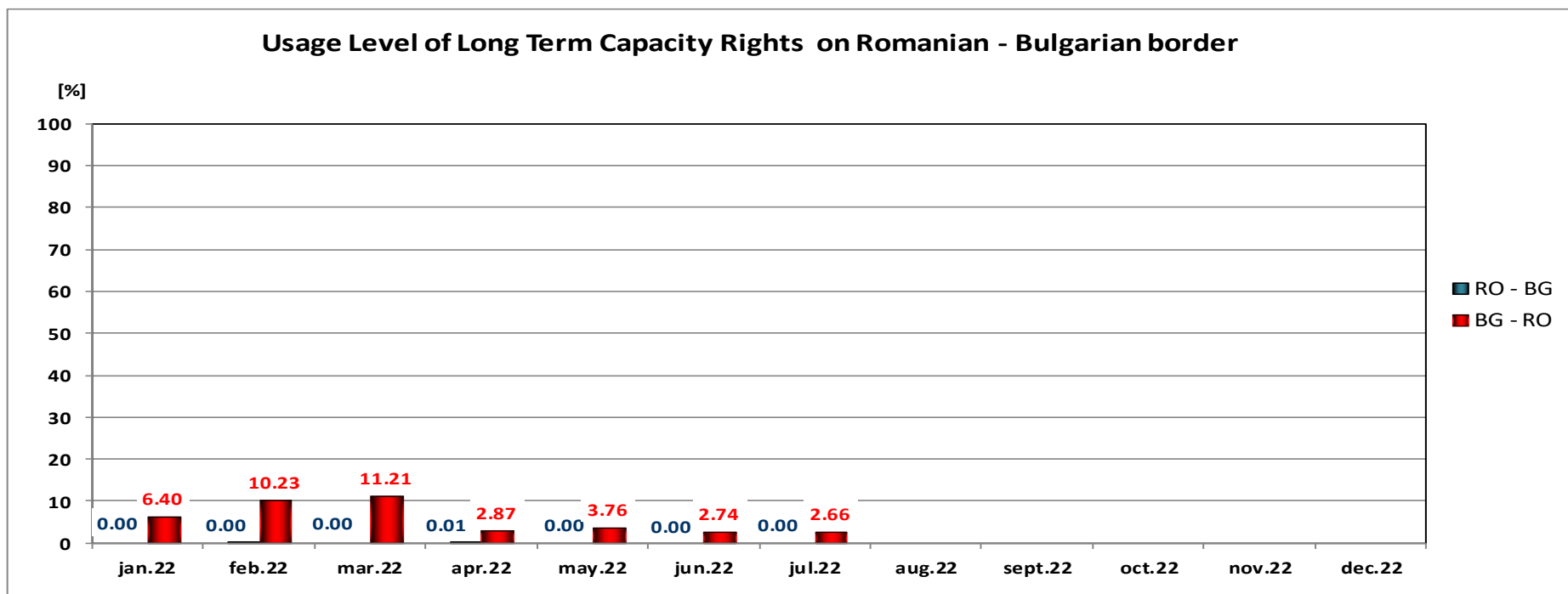
Usage Level of Capacity Rights

CET



Usage level of long term capacity rights was calculated as ratio between nominated capacity and allocated physical capacity rights at yearly and monthly auctions, after the returns. Starting with July 2022, the allocation of Financial Transmission Rights is applied on the Hungarian border, therefore only the usage level of yearly allocated capacity is presented in the graph.

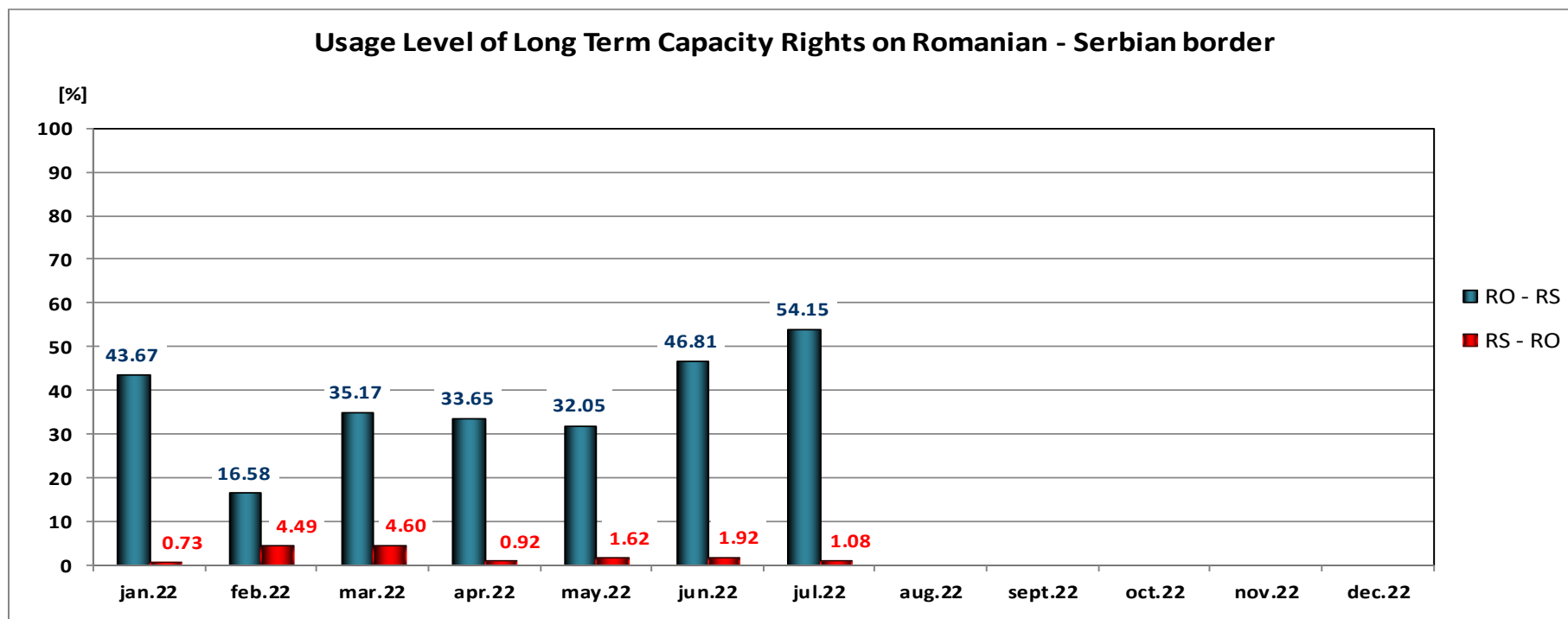
From the beginning of the year, the average values (arithmetic) of usage level are: 2.05% on export direction and 8.03% on import direction.



Usage level of long term capacity rights was calculated as ratio between nominated capacity and sum of allocated capacity at monthly and yearly auctions after the returns.

From the beginning of the year, the average values (arithmetic) of usage level are: 0% on export direction and 5.7% on import direction.

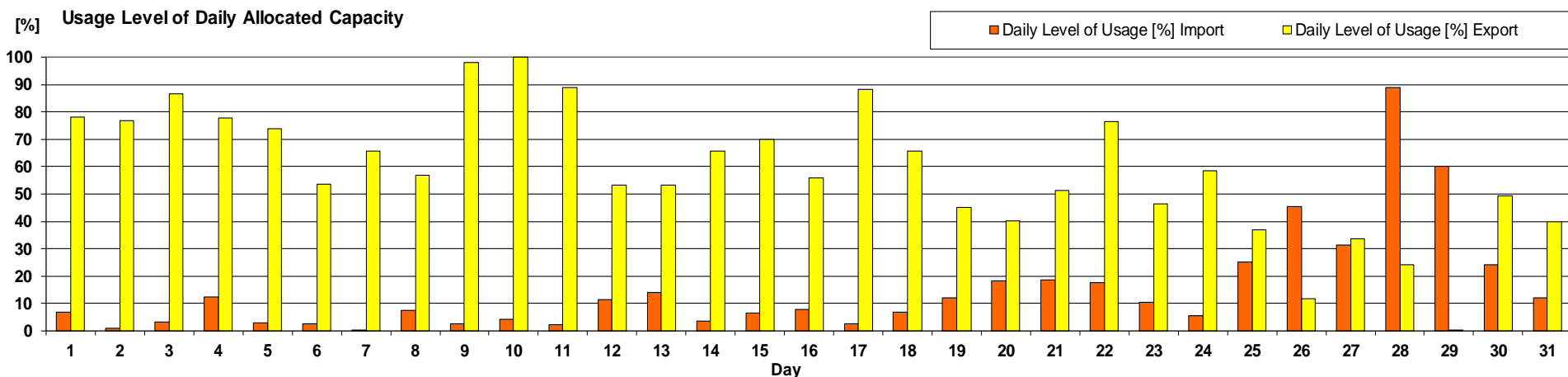
CET



Usage level of long term capacity rights was calculated as ratio between nominated capacity and sum of allocated capacity at monthly and yearly auctions after the returns.

From the beginning of the year, the average values (arithmetic) of usage level are: 37.44% on export direction and 2.19% on import direction.

Serbia July 2022



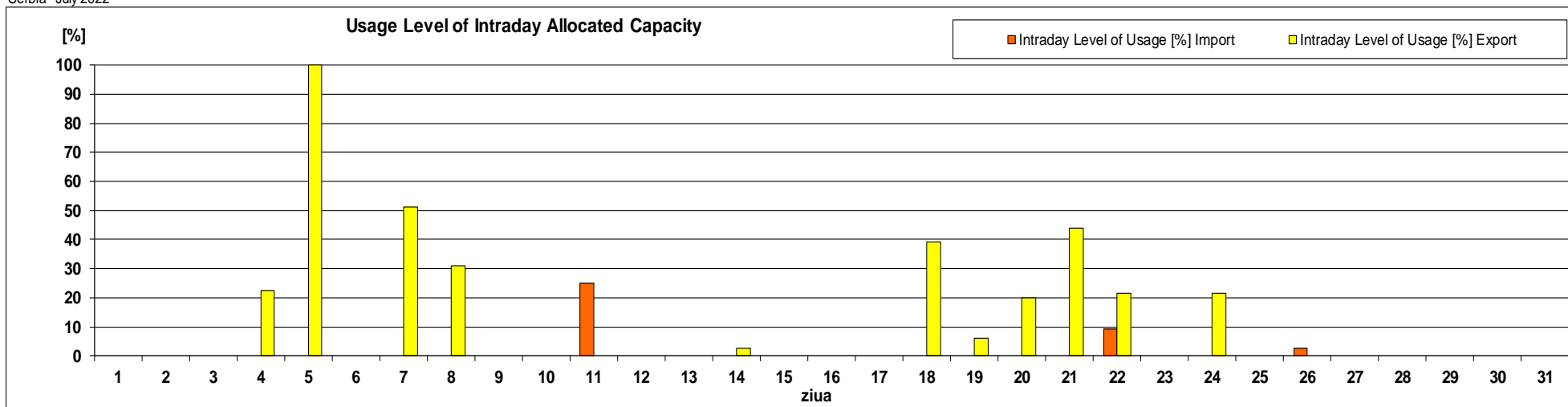
Daily Level of Usage [%]

July 2022	1	2	3	4	5	6	7	8	9	10	11	12	13	14	15	16	17	18	19	20	21	22	23	24	25	26	27	28	29	30	31
Import	6.83	0.99	3.30	12.27	2.93	2.66	0.29	7.56	2.57	4.13	2.18	11.51	13.98	3.65	6.38	7.82	2.45	6.66	11.88	18.25	18.44	17.75	10.45	5.39	25.12	45.28	31.19	88.79	60.26	24.20	11.88
Export	78.05	76.96	86.65	77.67	73.81	53.62	65.59	56.90	98.12	100.00	88.78	53.15	53.10	65.80	69.99	55.99	88.19	65.85	45.10	40.22	51.34	76.50	46.28	58.44	37.05	11.84	33.66	24.09	0.14	49.39	39.79

Level of usage of daily allocated capacity, calculated at monthly level, as ratio between sum of nominated daily capacities and sum of daily allocated capacities, has the following values:

- Import 12.33 [%]
- Export 49.49 [%]

Serbia July 2022



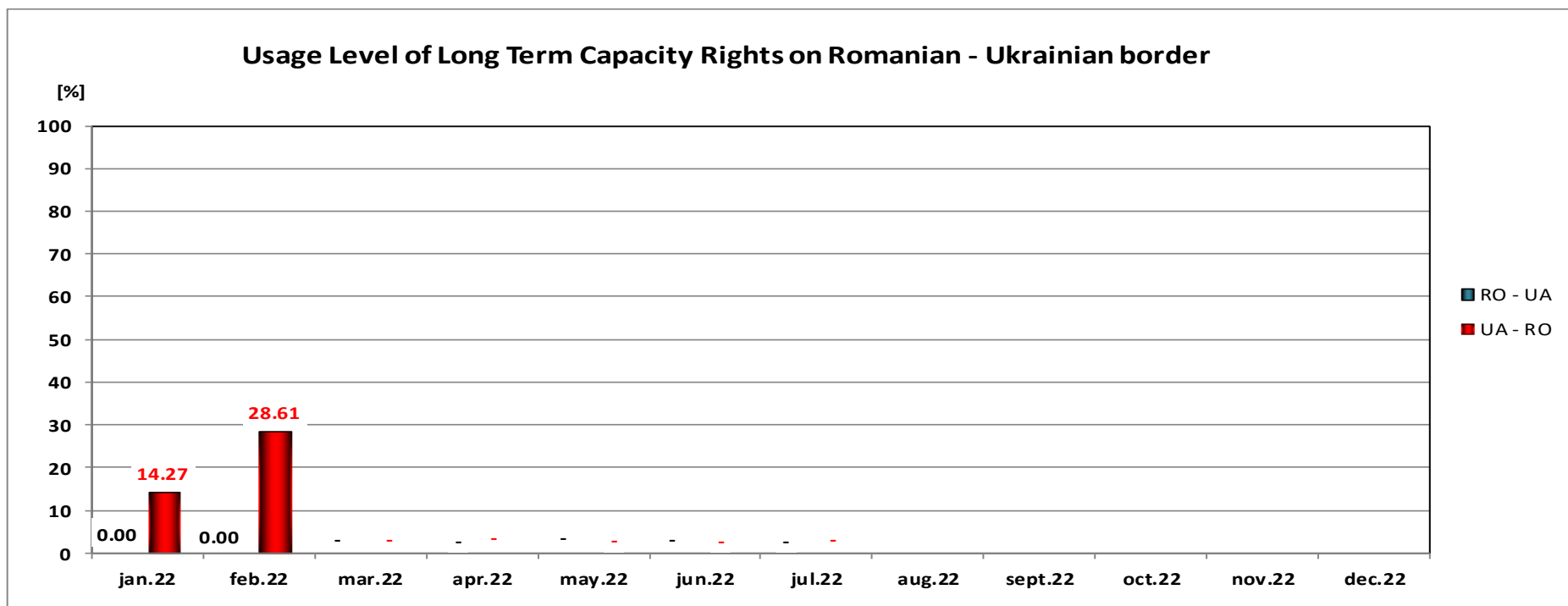
Intraday Level of Usage [%]

July 2022	1	2	3	4	5	6	7	8	9	10	11	12	13	14	15	16	17	18	19	20	21	22	23	24	25	26	27	28	29	30	31
Import	-	-	-	-	-	0.00	-	-	-	-	25.00	-	-	0.00	-	-	-	-	-	0.00	0.00	9.25	-	-	0.00	2.53	-	0.00	-	-	-
Export	-	0.00	-	22.33	100.00	0.00	51.32	31.13	0.00	0.00	0.00	0.00	0.00	2.72	0.00	-	-	39.09	6.00	20.00	43.80	21.57	-	21.67	0.00	0.00	-	0.00	-	-	

Level of usage of intraday allocated capacity, calculated at monthly level, as ratio between sum of nominated intraday capacities and sum of intraday allocated capacities, has the following values:

- Import – 3.25 [%]
- Export – 17.90 [%]

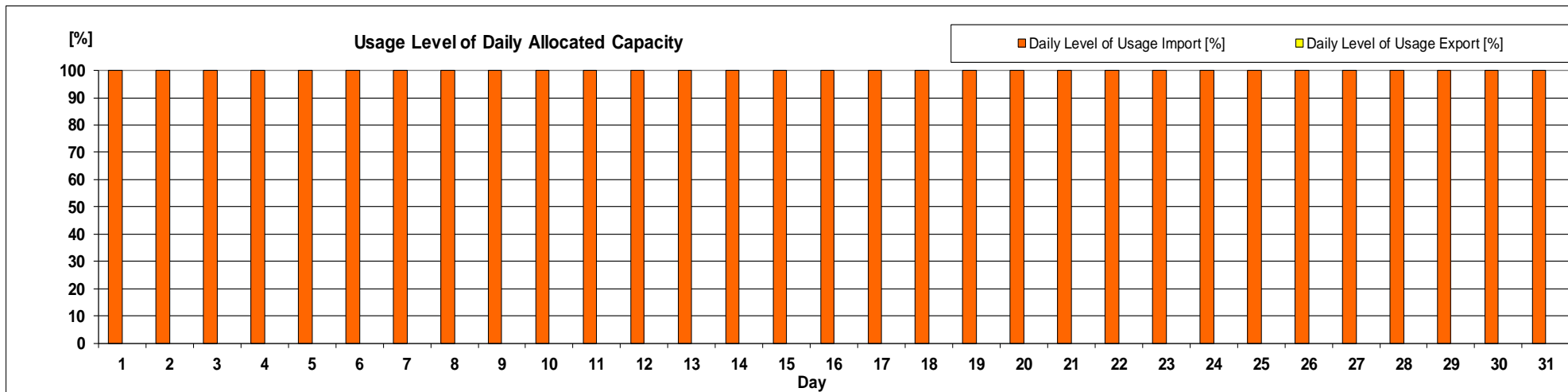
CET



Usage level of long term capacity rights was calculated as ratio between nominated capacity and sum of allocated capacity at monthly and yearly auctions after the returns.

From the beginning of the year, the average values (arithmetic) of usage level are: 0% on export direction and 21.44% on import direction. Long term auctions are currently suspended on Ukrainian border.

Jul.22 Ukraine



Daily Level of Usage [%]

Jul.22	1	2	3	4	5	6	7	8	9	10	11	12	13	14	15	16	17	18	19	20	21	22	23	24	25	26	27	28	29	30	31
Import	100.00	100.00	100.00	100.00	100.00	100.00	100.00	100.00	100.00	100.00	100.00	100.00	100.00	100.00	100.00	100.00	100.00	100.00	100.00	100.00	100.00	100.00	100.00	100.00	100.00	100.00	100.00	100.00	100.00	100.00	100.00
Export	-	-	-	-	-	-	-	-	-	-	-	-	-	-	-	-	-	-	-	-	-	-	-	-	-	-	-	-	-	-	-

Level of usage of daily allocated capacity, calculated at monthly level, as ratio between sum of nominated daily capacities and sum of daily allocated capacities, has the following values:

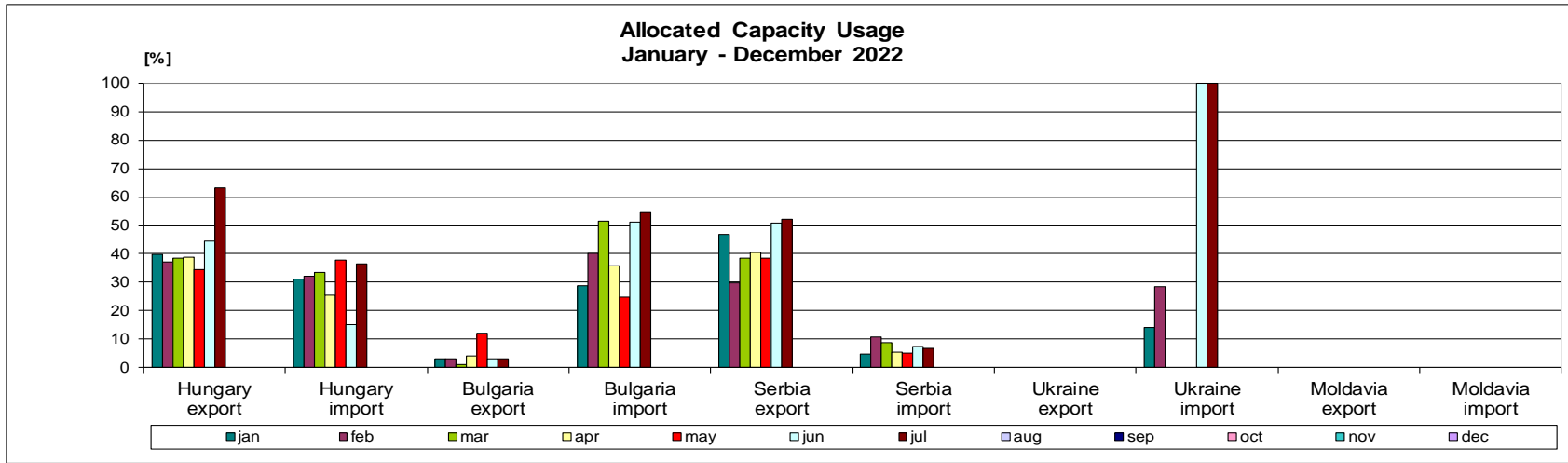
- Import 100 [%]
- Export - [%] (no capacity requested)



Transelectrica®
Societate Administrată în Sistem Dualist

Market for Allocation of Cross-Border Capacities

Usage level of capacity rights



The level of usage of total capacity rights on one border and direction represent the percentage ratio between the energy associated with the realized commercial cross-border schedules (nominated), during a month, and the energy associated with the total physical capacity rights.

[%]	Hungary export	Hungary import	Bulgaria export	Bulgaria import	Serbia export	Serbia import	Ukraine export	Ukraine import	Moldavia export	Moldavia import
jan	39.89	30.99	3.10	28.88	46.85	4.87	0.00	14.27	-	-
feb	37.21	32.04	3.08	40.31	29.92	10.93	0.00	28.61	-	-
mar	38.47	33.60	1.21	51.47	38.34	8.64	-	-	-	-
apr	38.96	25.35	3.97	35.75	40.53	5.42	-	-	-	-
may	34.32	37.89	12.13	24.68	38.57	5.03	-	-	-	-
jun	44.47	15.19	3.08	51.10	51.00	7.51	0.00	99.79	-	-
jul	63.33	36.51	3.11	54.50	52.15	6.78	-	100.00	-	-
aug										
sep										
oct										
nov										
dec										
average	42.38	30.23	4.24	40.96	42.48	7.03	0.00	60.67	-	-

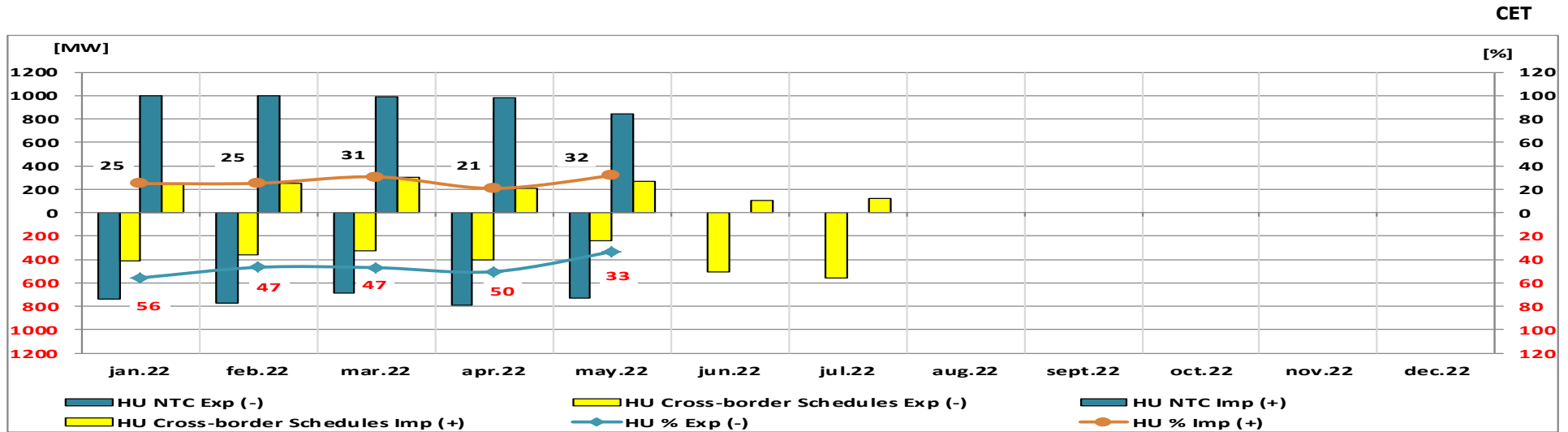
Compared with previous month, in July 2022 it was noticed an increased level of total capacity rights usage. The highest level of usage for import direction was on the Ukrainian border and for the export direction was on the Hungarian border. Starting from July 2022, the allocation of Financial Capacity Rights is applied at the monthly auctions on the Hungarian border and therefore the usage level of the allocated capacity is calculated by considering only the allocated/nominated values corresponding to the yearly, daily and intraday auctions. On the Ukrainian border monthly auctions are currently suspended.



Transelectrica®
Societate Administrată în Sistem Dualist

Market for Allocation of Cross-Border Capacities

Usage Level of NTC on Romanian – Hungarian border



Hungary (monthly averages values, MW)	jan.22	feb.22	mar.22	apr.22	may.22	jun.22	jul.22	aug.22	sept.22	oct.22	nov.22	dec.22	sum
HU NTC Exp (-)	-735	-771	-688	-794	-727	-	-						-3716
HU Cross-border Schedules Exp (-)	-409	-360	-323	-399	-242	-503	-561						-2798
HU NTC Imp (+)	1000	1000	988	982	846	-	-						4816
HU Cross-border Schedules Imp (+)	249	252	303	204	269	108	124						1508

The level of usage was calculated as ratio between total commercial cross-border schedules (capacity nominated on long and short term) and NTC. From the beginning of the year, the average values (arithmetic) of usage level are: 46.56% on export direction and 26.66% on import direction.

Note: starting with June 2022, Day - Ahead Flow - Based Market Coupling was launched in the Core region (of which the RO – HU border is also a part). Consequently, usage level of NTC on RO – HU border was no longer considered relevant.



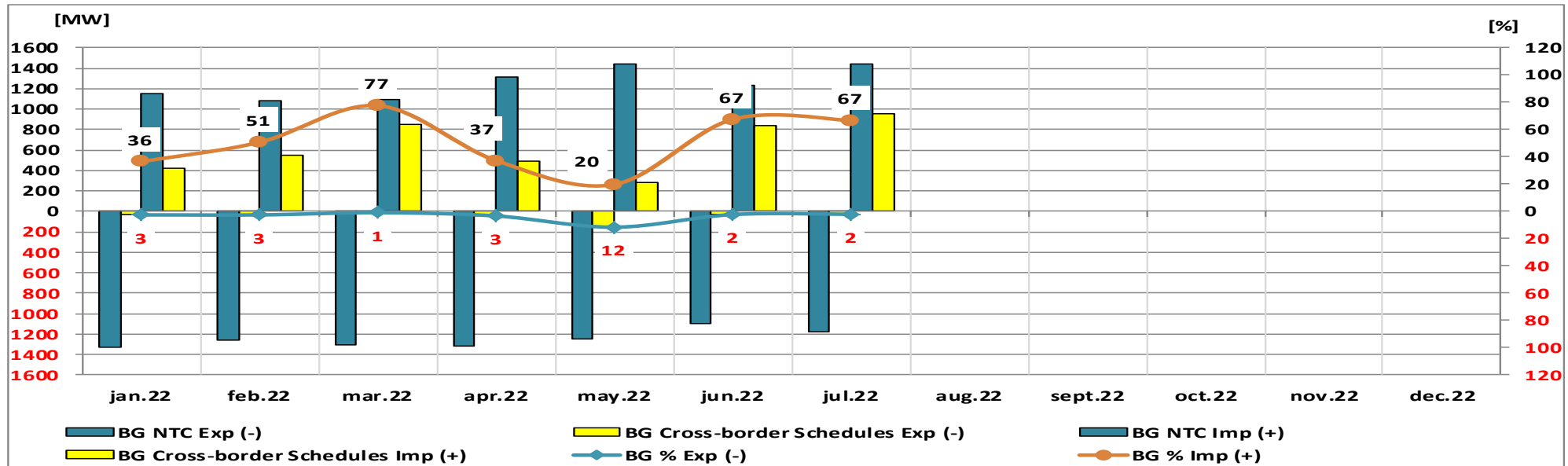
Transelectrica®

Societate Administrată în Sistem Dualist

Market for Allocation of Cross-Border Capacities

Usage Level of NTC on Romanian – Bulgarian border

CET



Bulgaria (monthly averages values, MW)	jan.22	feb.22	mar.22	apr.22	may.22	jun.22	jul.22	aug.22	sept.22	oct.22	nov.22	dec.22	sum
BG NTC Exp (-)	-1324	-1265	-1306	-1316	-1251	-1094	-1176						-8733
BG Cross-border Schedules Exp (-)	-35	-34	-13	-45	-146	-26	-26						-326
BG NTC Imp (+)	1149	1076	1094	1310	1440	1235	1436						8741
BG Cross-border Schedules Imp (+)	418	546	848	486	284	834	956						4371

The level of usage was calculated as ratio between total cross-border schedules (capacity nominated on long and short term) and NTC. From the beginning of the year, the average values (arithmetic) of usage level are: 3.73% on export direction and 50.77% on import direction.

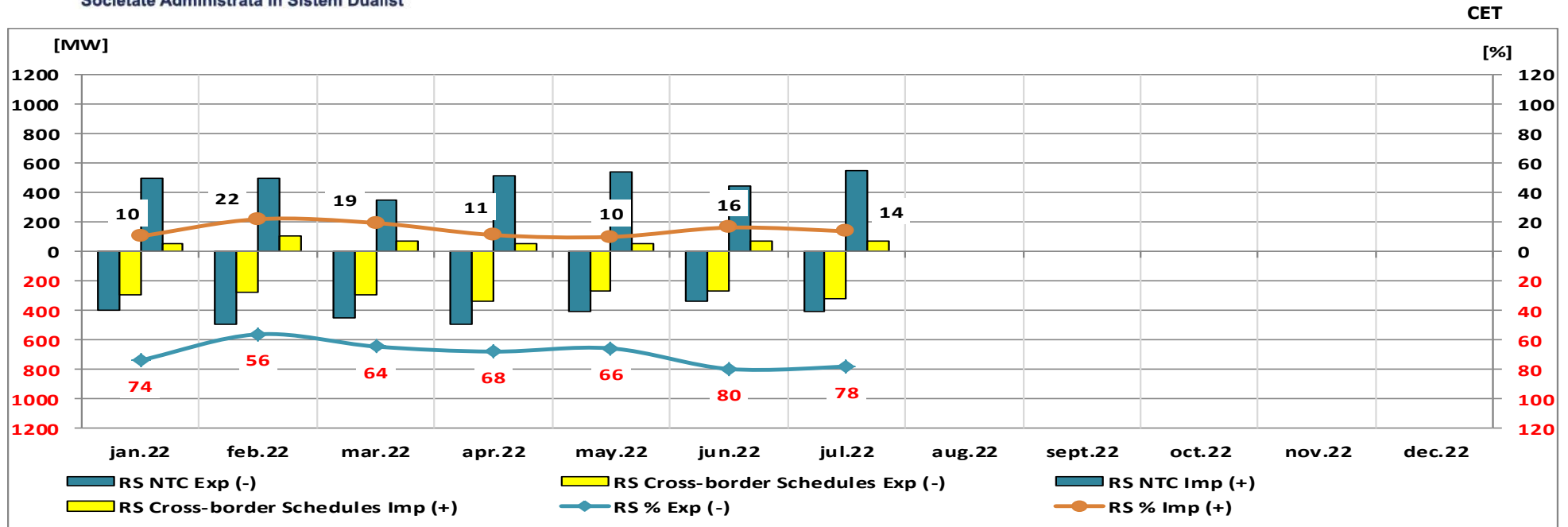


Transelectrica®

Societate Administrată în Sistem Dualist

Market for Allocation of Cross-Border Capacities

Usage Level of NTC on Romanian – Serbian border



Serbia (monthly averages values, MW)	jan.22	feb.22	mar.22	apr.22	may.22	jun.22	jul.22	aug.22	sept.22	oct.22	nov.22	dec.22	sum
RS NTC Exp (-)	-400	-496	-451	-490	-405	-335	-408						-2985
RS Cross-border Schedules Exp (-)	-295	-278	-290	-332	-266	-267	-318						-2046
RS NTC Imp (+)	500	500	352	513	540	448	548						3402
RS Cross-border Schedules Imp (+)	52	110	69	58	54	73	76						493

The level of usage was calculated as ratio between total commercial cross-border schedules (capacity nominated on long and short term) and NTC.

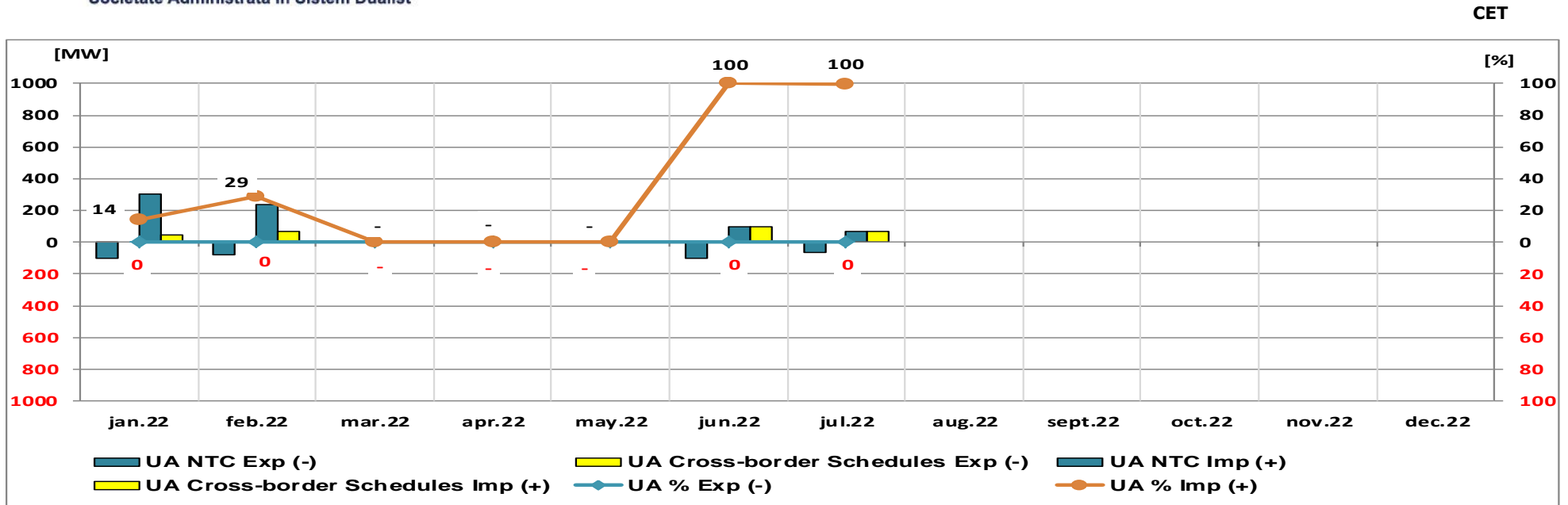
From the beginning of the year, the average values (arithmetic) of usage level are: 69.31% on export direction and 14.81% on import direction.



Transelectrica®
Societate Administrată în Sistem Dualist

Market for Allocation of Cross-Border Capacities

Usage Level of NTC on Romanian – Ukrainian border



Ukraine (monthly averages values, MW)	jan.22	feb.22	mar.22	apr.22	may.22	jun.22	jul.22	aug.22	sept.22	oct.22	nov.22	dec.22	sum
UA NTC Exp (-)	-100	-79	-	-	-	-100	-65						-343
UA Cross-border Schedules Exp (-)	0	0	-	-	-	0	0						0
UA NTC Imp (+)	300	236	-	-	-	100	65						700
UA Cross-border Schedules Imp (+)	43	67	-	-	-	100	64						274

The level of usage was calculated as ratio between total commercial cross-border schedules (capacity nominated on long and short term) and NTC. From the beginning of the year, the average values (arithmetic) of usage level are: 0% on export direction and 47.56% on import direction.

On the Ukrainian border explicit daily allocation is organized starting with 30.06.2022 (monthly auctions are currently suspended).

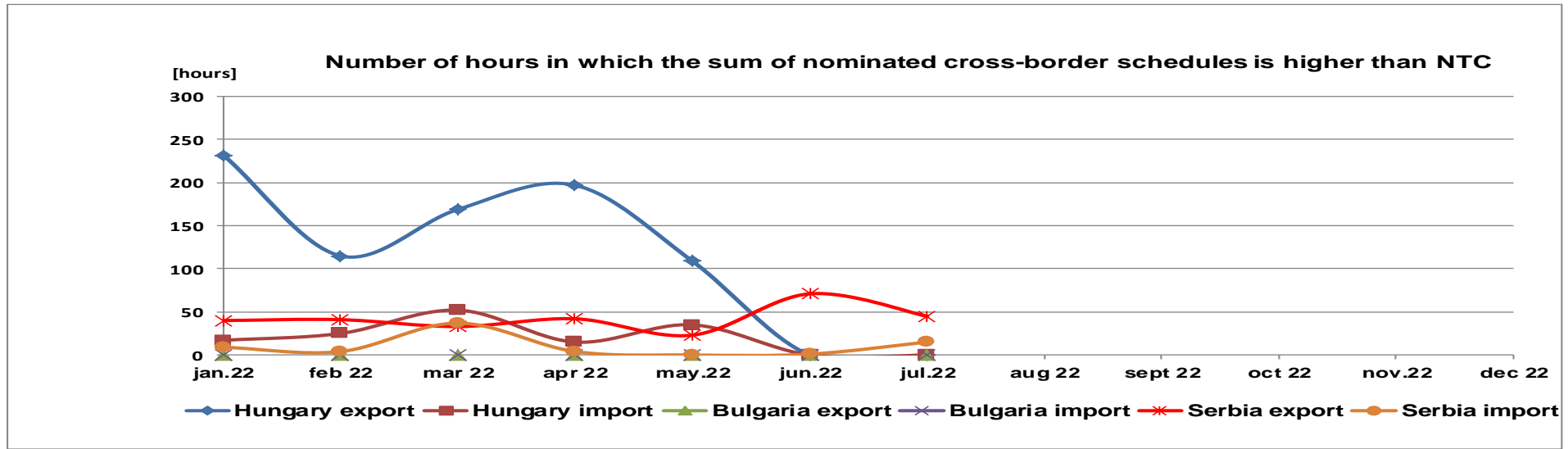


Transelectrica®
Societate Administrată în Sistem Dualist

Market for Allocation of Cross-Border Capacities

Maximization of NTC Usage

CET



Number of hours	jan.22	feb 22	mar 22	apr 22	may.22	jun.22	jul.22	aug 22	sept 22	oct 22	nov.22	dec 22
Hungary export	232	115	169	197	109	-	-					
Hungary import	17	25	52	15	35	-	-					
Bulgaria export	0	0	0	0	0	0	0					
Bulgaria import	0	0	0	0	0	0	0					
Serbia export	40	41	33	42	23	71	45					
Serbia import	9	4	37	4	0	1	15					

By making efficient use of the interconnection (applying “netting” principle in daily and intra-day offered capacity calculation) there are some hours in which sum of nominated cross-border schedules is higher than the NTC. Starting with June 2022, the Flow - Based Day - Ahead Market Coupling was launched across the whole Core region (including the RO – HU border). Consequently, counting the hours in which the sum of nominated cross-border schedules was higher than the NTC was no longer considered relevant for RO – HU border.

Market for Allocation of Cross-Border Capacities



Market indicators (C1, C3, HHI) per auction type and total values

July 2022

Border	Auction												Total		
	Yearly			Monthly			Daily			Intraday					
	C1 [%]	C3 [%]	HHI	C1 [%]	C3 [%]	HHI	C1 [%]	C3 [%]	HHI	C1 [%]	C3 [%]	HHI	C1 [%]	C3 [%]	HHI
Hungary import	28.57	52.86	1414	35.44	68.35	2075	-	-	-	-	-	-	18.79	48.32	1072
Hungary export	14.29	40.00	992	32.79	52.46	1554	-	-	-	-	-	-	15.27	32.82	720
Bulgaria import	40.00	69.00	2178	32.81	59.38	1642	-	-	-	-	-	-	25.85	55.12	1273
Bulgaria export	20.00	41.00	935	47.96	75.55	2843	-	-	-	-	-	-	24.79	51.40	1172
Serbia import	35.20	85.20	2720	21.19	57.61	1441	24.24	62.91	1651	85.93	100.00	7582	15.87	40.56	990
Serbia export	44.40	78.00	2733	32.59	71.49	1992	23.81	66.55	1731	99.40	100.00	9880	26.65	55.11	1413
Ukraine import	-	-	-	-	-	-	28.26	68.13	1964	-	-	-	28.26	68.13	1964
Ukraine export	-	-	-	-	-	-	-	-	-	-	-	-	-	-	-
Moldavia import	-	-	-	-	-	-	-	-	-	-	-	-	-	-	-

Note:

- On the Hungarian border implicit daily allocation is organized through the market coupling mechanism of day-ahead electricity markets (CZ-SK-HU-RO starting with 20.11.2014, respectively integration in Single Day-Ahead Market Coupling (SDAC) starting with 18.06.2021) and implicit intraday allocation is organized as a result of the integration of Romanian intraday market in SIDC-Single Intra-Day Market (starting with 20.11.2019).
- On the Bulgarian border implicit intraday allocation is organized as a result of the integration of Romanian intraday market in SIDC (Single Intra-Day Market) (starting with 20.11.2019) and implicit daily allocation is organized as a result of the integration in Single Day-Ahead Market Coupling (SDAC) (starting with 28.10.2021).
- On the Ukrainian border explicit daily allocation is organized starting with 30.06.2022.



Email: Monitorizare.Piata@transelectrica.ro

Fax: 021 3035630