



Transelectrica®
Societate Administrată în Sistem Dualist

MARKET MONITORING REPORT
Market for Allocation
of Cross-Border Capacities
September 2022



- ANRE - Romanian Energy Regulatory Authority
- HHI - Herfindahl-Hirschman Index
- BRP - Balance Responsible Party
- BM - Balancing Market
- DAM - Day Ahead Market
- TSO - Transmission System Operator
- DU – Dispatchable Unit
- PN – Physical Notification
- NDC - National Dispatching Center
- C1 – The market share of the largest market participant
- C3 – Total market share of top 3 market participants
- NPS – Minimum number of residual generators
- TTC – Total Transfer Capacity
- NTC – Net Transfer Capacity
- ATC – Available Transfer Capacity

Transelectrica, the Romanian Transmission System Operator, operates and monitors the activity of 3 types of markets: Balancing Market, Ancillary Services Market and Market for Allocation of Cross-Border Capacities.

Using the records from the markets data base, Transelectrica prepares daily, weekly and monthly monitoring reports. A part of the data included in these reports (those data which are not confidential) is published on the website **www.transelectrica.ro**



- On the Bulgarian border, the daily allocation is of implicit type as a result of the integration of RO – BG border in Single Day-Ahead Market Coupling (SDAC). In case of decoupling, the Joint Allocation Office (JAO) is the organizer of the explicit daily auctions (shadow auctions) for RO – BG border. Implicit intraday allocation with continuous trading is organized on the Bulgarian border, as a result of the integration of Romanian intraday market in SIDC (Single Intra-Day Market). In the event of decoupling, no explicit intraday auctions are organized on RO – BG border.
- On the Hungarian border, the daily allocation is of implicit type as a result of the integration of RO – HU border in Single Day-Ahead Market Coupling (SDAC). Starting with 08.06.2022 (for the delivery day 09.06.2022) the Flow - Based Day - Ahead Market Coupling was launched across the whole Core region (including the RO – HU border), thus optimizing the energy exchange between the bidding zones within the region. In case of decoupling, the Joint Allocation Office (JAO) is the organizer of the explicit daily auctions (shadow auctions) for RO-HU border. Implicit intraday allocations are held with continuous trading, as a result of the integration of Romanian intraday market in SIDC (Single Intra-Day Market). On this border the 15 minutes cross-border product is available. In the event of decoupling, no explicit intraday auctions are organized on RO – HU border.
- The long term auctions on Hungarian and Bulgarian borders are held by Joint Allocation Office (JAO) based on Allocation Rules for Forward Capacity Allocation (HAR) and border specific Annex. On these borders it is applied:
 - ✓ reservation of a percentage of interconnection capacity for short term auction, offered capacity being calculated as 80% of the minimum of available capacities of all periods of the month;
 - ✓ starting with July 2022, at the monthly auctions on the Hungarian border, Physical Transmission Rights have been replaced by Financial Transmission Rights (allocated capacity is no longer a physical right that can be used by the participant, but it is only a financial right).
- On the Serbian border, the bilateral coordinated allocation is done for 100% of total capacity: daily auctions are held by EMS (Serbia) and long term and intraday auctions are held by Transelectrica. The intraday allocation is done in six auction sessions for time intervals: 00:00-04:00, 04:00-08:00, 08:00-12:00, 12:00-16:00, 16:00-20:00, 20:00-00:00 CET.
- Allocation of Physical Transmission Rights and UIOSI („use it or sell it”) principle are applied on the Bulgarian and Serbian borders.



- Long term auctions (yearly and monthly) are currently suspended on the Ukrainian – Romanian border, only unilateral daily auction being organized (until the coordinated allocation rules are agreed, the Ukrainian TSO held a pre-allocation, an prior auction to the auction organized by Romanian TSO).
- The “netting” principle is applied to NTC based daily and intraday allocation.
- The physical transmission rights are used (nominated) in accordance with „m:n” nomination principle;
- Transelectrica’s auctions are held on Damas platform, with euro currency trading;
- Daily auction results on the Serbian border (auction prices, allocated capacities) are provided by the Serbian TSO and long term auction results on the Hungarian and Bulgarian borders are provided by JAO;
- Monthly auctions for September were held as:
 - ✓ import*/export Hungary, import/export Bulgaria, during the period 01 – 30.09.2022;
 - ✓ import Serbia, during the periods 03 – 04.09.2022; 05 – 16.09.2022; 17 – 18.09.2022; 19 – 23.09.2022; 24 – 25.09.2022; 26 – 30.09.2022;
 - ✓ export Serbia, during the periods 03 – 04.09.2022; 05 – 16.09.2022; 17 – 18.09.2022; 19 – 23.09.2022; 24 – 25.09.2022; 26 – 30.09.2022.
- Between 30.08 – 02.09.2022, the 400 kV OHL Porțile de Fier – Djerdap was out of operation (planned maintenance), so transfer capacity was not available on the Serbian border. Between 16.09.2022, time interval 7 CET – 21.09.2022, the 400 kV OHL Roșiori – Mukachevo was out of operation (planned maintenance), so transfer capacity was not available on the Ukrainian border.

* according to the allocation rules, monthly offered capacity was calculated taking into account the minimum of NTC's monthly values.

Monthly auction Results of 01 – 30 September 2022

	Prices [euro/MWh]	Capacities [MW]								
	Results	TTC	NTC	ATC	AAC	Reserved	Offered	Requested	Alocated	Final Rights
Hungary export*										
01 - 30 September 2022	14.33	800	700	350	350	50	330	3854	330	630
Hungary import*										
01 - 04 September 2022	3.09	800	700	350	350	90	210	2432	210	470
05 - 30 September 2022	3.09	600	500	150	350	90	210	2432	210	470
Bulgaria export										
29 - 30 September 2022	0.37	1350	1250	750	500	0	600	4683	600	1100
Bulgaria import										
27 - 30 September 2022	8.80	1600	1500	1000	500	0	800	5251	800	1300

Notes:

ATC values on Hungarian and Bulgarian borders are calculated before the reservation of capacity. Offered capacity includes reservation and returned capacity.

Requested = requested capacity that remains after automatic rejection of the offers with credit limit exceeded

Final rights = monthly allocated capacity + yearly allocated capacity after returns and withdrawals.

* on the Hungarian border: Final rights (physical + financial) = monthly allocated capacity (financial rights) + yearly allocated capacity after returns and withdrawals (physical rights).



Transelectrica[®]
Societate Administrată în Sistem Dualist

Market for Allocation of Cross-Border Capacities

Monthly auction Results of 01 – 30 September 2022

	Prices [euro/MWh]	Capacities [MW]								
	Results	TTC	NTC	ATC	AAC	Reserved	Offered	Requested	Allocated	Final Rights
Serbia export										
<i>01 - 02 September 2022</i>	-	0	0	-	-	-	-	-	-	-
<i>03 - 04 September 2022</i>	8.17	600	500	250	250	-	250	887	250	500
<i>05 - 16 September 2022</i>	20.00	500	400	150	250	-	150	781	150	400
<i>17 - 18 September 2022</i>	8.17	600	500	250	250	-	250	891	250	500
<i>19 - 23 September 2022</i>	11.38	550	450	200	250	-	200	851	200	450
<i>24 - 25 September 2022</i>	8.07	600	500	250	250	-	250	896	250	500
<i>26 - 30 September 2022</i>	20.00	500	400	150	250	-	150	791	150	400
Serbia import										
<i>01 - 02 September 2022</i>	-	0	0	-	-	-	-	-	-	-
<i>03 - 04 September 2022</i>	0.19	800	700	450	250	-	450	654	450	700
<i>05 - 16 September 2022</i>	0.50	600	500	250	250	-	250	574	250	500
<i>17 - 18 September 2022</i>	0.19	800	700	450	250	-	450	654	450	700
<i>19 - 23 September 2022</i>	0.48	600	500	250	250	-	250	549	250	500
<i>24 - 25 September 2022</i>	0.19	800	700	450	250	-	450	654	450	700
<i>26 - 30 September 2022</i>	0.25	700	600	350	250	-	350	619	350	600
Ukraine export										
<i>01 - 30 September 2022</i>	-	0	0	-	-	-	-	-	-	-
Ukraine import										
<i>01 - 30 September 2022</i>	-	0	0	-	-	-	-	-	-	-
Moldavia export										
<i>01 - 30 September 2022</i>	-	-	-	-	-	-	-	-	-	-
Moldavia import										
<i>01 - 30 September 2022</i>	-	-	-	-	-	-	-	-	-	-
<i>RO_Vulcanesti</i>	-	-	-	-	-	-	-	-	-	-
<i>01 - 30 September 2022</i>	-	-	-	-	-	-	-	-	-	-
<i>RO_Costesti</i>	-	-	-	-	-	-	-	-	-	-
<i>01 - 30 September 2022</i>	-	-	-	-	-	-	-	-	-	-
<i>RO_Cioara</i>	-	-	-	-	-	-	-	-	-	-

Notes:

Requested = requested capacity that remains after automatic rejection of the offers with credit limit exceeded

Final rights = monthly allocated capacity + yearly allocated capacity after returns and withdrawals.

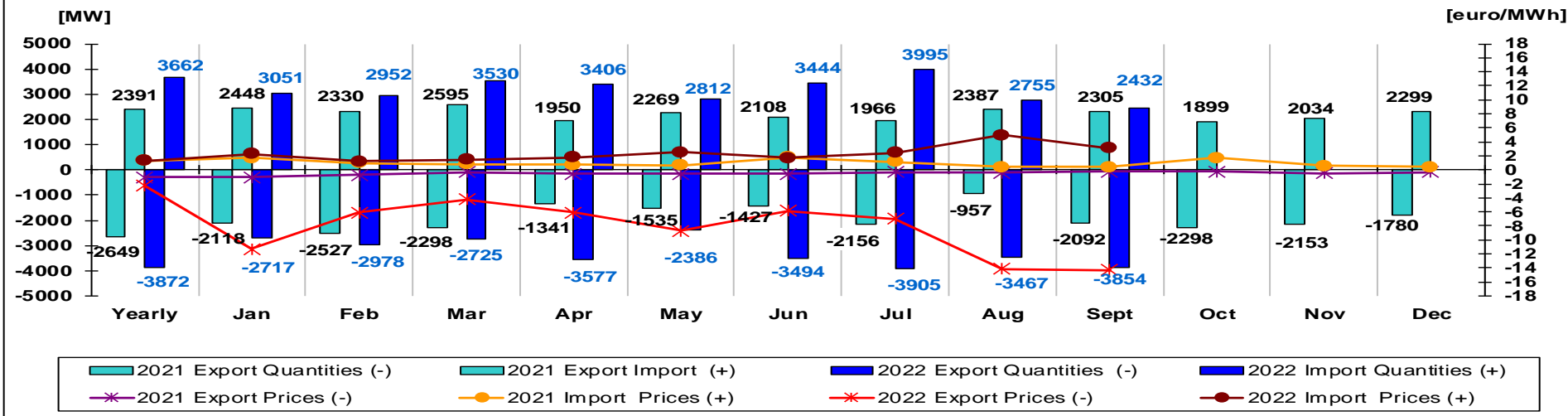
Market for Allocation of Cross-Border Capacities



Transelectrica®

Societate Administrată în Sistem Dualist

Weighted average of requested capacities correlated with auction clearing price (weighted with allocated capacities) on Hungarian border



Border	Yearly	Jan. 22	Feb.22	Mar.22	Apr.22	May 22	Jun. 22	Jul. 22	Aug. 22	Sept. 22	Oct. 22	Nov.22	Dec. 22
Hungary export	2.27	11.27	6.11	4.26	6.10	8.66	5.85	6.97	14.11	14.33			
Hungary import	1.28	2.29	1.23	1.50	1.82	2.56	1.69	2.42	4.96	3.09			

Border	Yearly	Jan. 21	Feb.21	Mar.21	Apr.21	May 21	Jun. 21	Jul. 21	Aug. 21	Sept. 21	Oct. 21	Nov.21	Dec. 21
Hungary export	1.03	1.05	0.72	0.33	0.54	0.58	0.53	0.33	0.40	0.25	0.25	0.49	0.29
Hungary import	1.28	1.67	0.96	0.78	0.77	0.64	1.77	1.18	0.43	0.38	1.67	0.55	0.44

- Compared with previous year, in September 2022 there was a significant increase in the auction price on export direction, while offered capacity and requested capacity were higher. On import direction, monthly auction price increased compared with similar period of previous year, while offered capacity and requested capacity were higher.

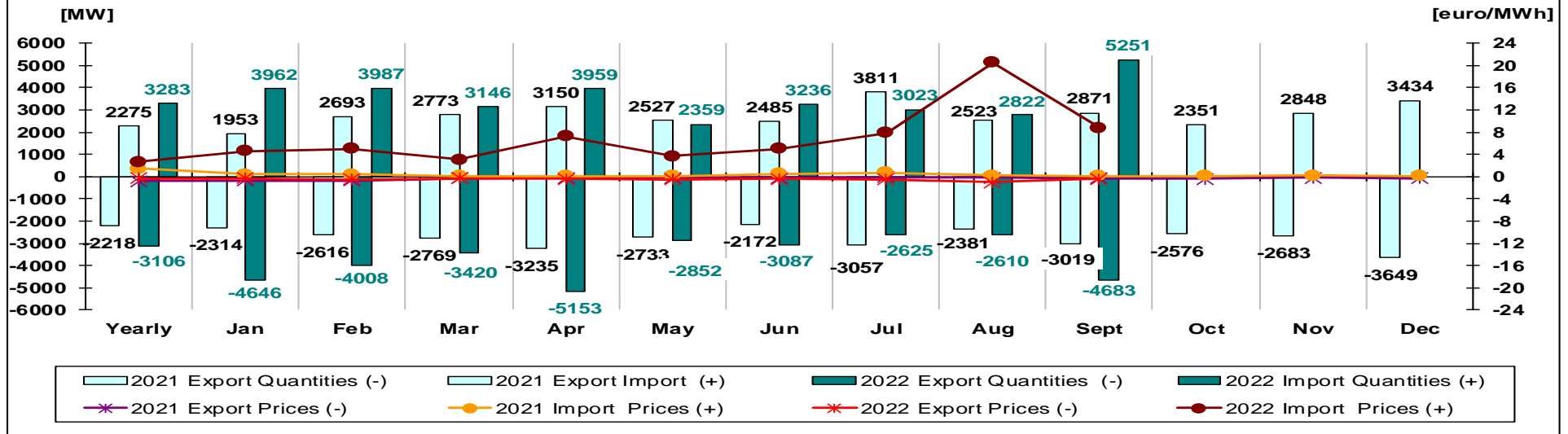


Transelectrica®

Societate Administrată în Sistem Dualist

Market for Allocation of Cross-Border Capacities

Weighted average of requested capacities correlated with auction clearing price (weighted with allocated capacities) on Bulgarian border



Border	Yearly	Jan. 22	Feb.22	Mar.22	Apr.22	May 22	Jun. 22	Jul. 22	Aug. 22	Sept. 22	Oct. 22	Nov.22	Dec. 22
Bulgaria export	0.30	0.29	0.49	0.28	0.41	0.50	0.42	0.51	1.01	0.37			
Bulgaria import	2.71	4.56	5.00	3.02	7.29	3.69	5.00	7.88	20.51	8.80			

Border	Yearly	Jan. 21	Feb.21	Mar.21	Apr.21	May 21	Jun. 21	Jul. 21	Aug. 21	Sept. 21	Oct. 21	Nov.21	Dec. 21
Bulgaria export	0.77	0.71	0.68	0.35	0.18	0.19	0.25	0.14	0.20	0.33	0.38	0.18	0.32
Bulgaria import	1.43	0.41	0.40	0.09	0.07	0.09	0.51	0.73	0.24	0.14	0.12	0.21	0.14

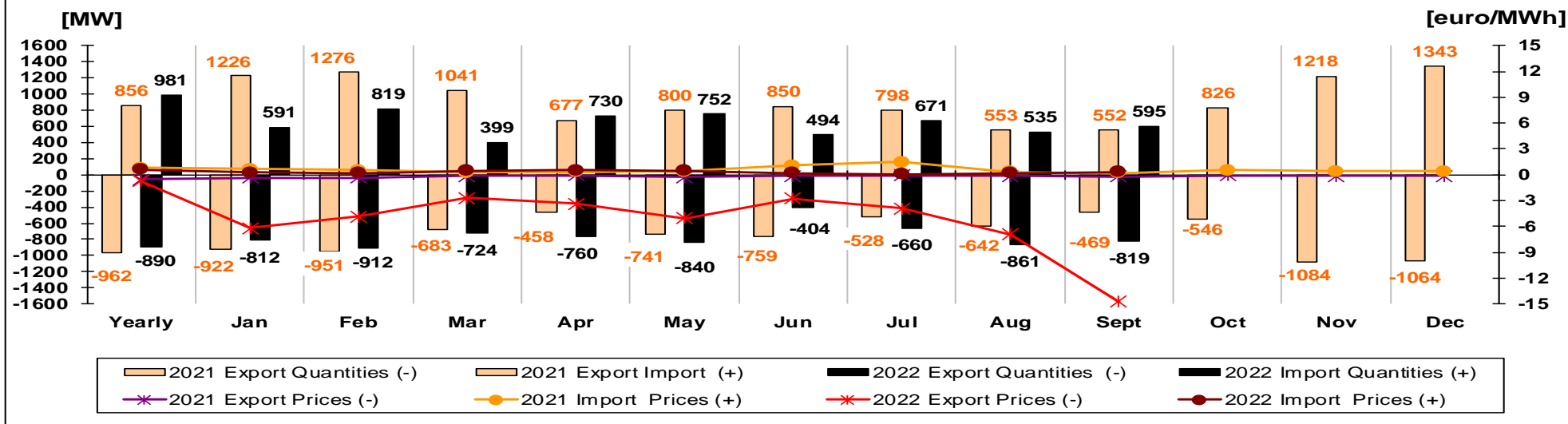
- Compared with previous year, in September 2022 the auction price remained at the same level on export direction, while offered capacity and requested capacity were higher. On import direction, monthly auction price significantly increased compared with similar period of previous year, while offered capacity and requested capacity were higher.

Market for Allocation of Cross-Border Capacities



Transelectrica®
Societate Administrată în Sistem Dualist

Weighted average of requested capacities correlated with auction clearing price (weighted with allocated capacities) on Serbian border



Border	Yearly	Jan. 22	Feb.22	Mar.22	Apr.22	May 22	Jun. 22	Jul. 22	Aug. 22	Sept. 22	Oct. 22	Nov.22	Dec. 22
Serbia export	0.74	6.20	4.87	2.67	3.34	5.08	2.78	3.93	6.95	14.77			
Serbia import	0.60	0.25	0.21	0.48	0.56	0.50	0.22	0.09	0.22	0.35			

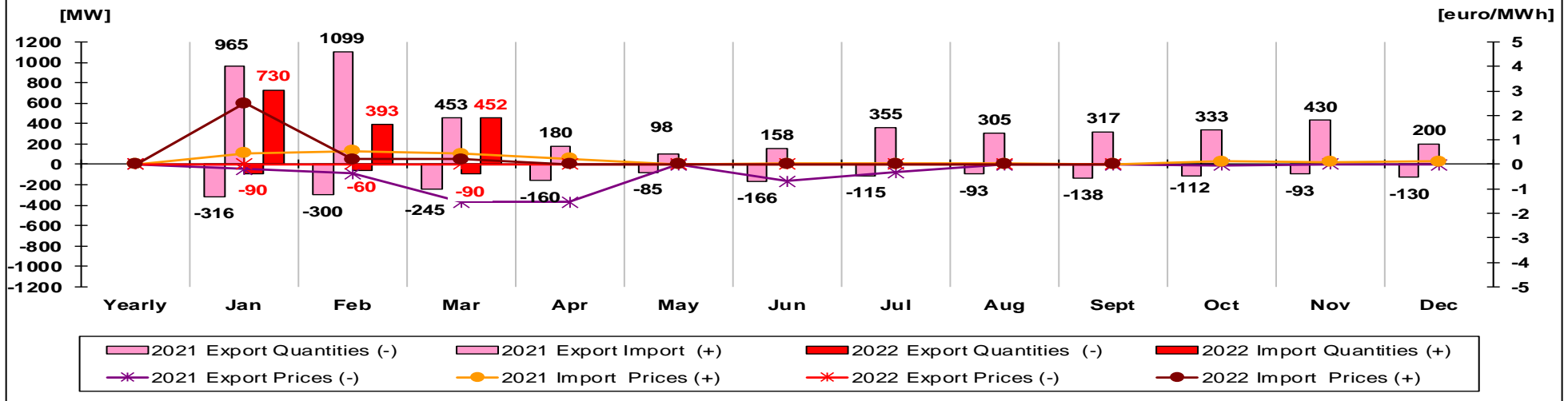
Border	Yearly	Jan. 21	Feb.21	Mar.21	Apr.21	May 21	Jun. 21	Jul. 21	Aug. 21	Sept. 21	Oct. 21	Nov.21	Dec. 21
Serbia export	0.56	0.36	0.32	0.13	0.07	0.24	0.12	0.05	0.16	0.22	0.07	0.16	0.13
Serbia import	0.82	0.66	0.52	0.29	0.32	0.43	1.08	1.50	0.35	0.17	0.51	0.41	0.37

- Compared with previous year, in September 2022 the auction price significantly increased on export direction, while offered capacity and requested capacity were higher. On import direction monthly auction price slightly increase, while offered capacity slightly decrease and requested capacity was higher than last year.

Market for Allocation of Cross-Border Capacities



Weighted average of requested capacities correlated with auction clearing price (weighted with allocated capacities) on Ukrainian border



Border	Yearly	Jan. 22	Feb.22	Mar.22	Apr.22	May 22	Jun. 22	Jul. 22	Aug. 22	Sept. 22	Oct. 22	Nov.22	Dec. 22
Ukraine export	-	0.00	0.00	0.00	-	-	-	-	-	-	-	-	-
Ukraine import	-	2.50	0.20	0.22	-	-	-	-	-	-	-	-	-

Border	Yearly	Jan. 21	Feb.21	Mar.21	Apr.21	May 21	Jun. 21	Jul. 21	Aug. 21	Sept. 21	Oct. 21	Nov.21	Dec. 21
Ukraine export	-	0.20	0.37	1.55	1.55	0.02	0.69	0.32	0.01	0.02	0.04	0.00	0.02
Ukraine import	-	0.45	0.55	0.44	0.23	0.02	0.03	0.02	0.02	0.02	0.12	0.09	0.11

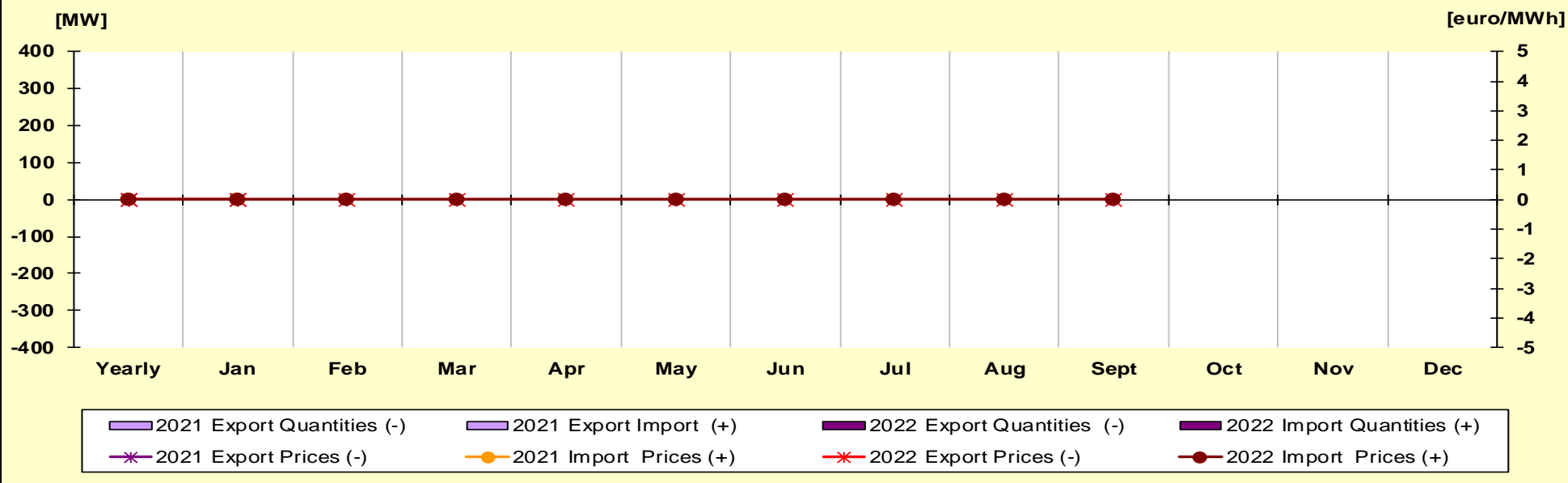
Note: monthly auctions are currently suspended on Ukrainian border.

Market for Allocation of Cross-Border Capacities



Transelectrica®
Societate Administrată în Sistem Dualist

Weighted average of requested capacities correlated with auction clearing price (weighted with allocated capacities) on Moldavian border



Border	Yearly	Jan. 22	Feb.22	Mar.22	Apr.22	May 22	Jun. 22	Jul. 22	Aug. 22	Sept. 22	Oct. 22	Nov.22	Dec. 22
Moldavia export	-	-	-	-	-	-	-	-	-	-			
Moldavia import	-	-	-	-	-	-	-	-	-	-			

Border	Yearly	Jan. 21	Feb.21	Mar.21	Apr.21	May 21	Jun. 21	Jul. 21	Aug. 21	Sept. 21	Oct. 21	Nov.21	Dec. 21
Moldavia export	-	-	-	-	-	-	-	-	-	-	-	-	-
Moldavia import	-	-	-	-	-	-	-	-	-	-	-	-	-



Transelectrica®
Societate Administrată în Sistem Dualist

Market for Allocation of Cross-Border Capacities

Daily Implicit Auctions on Romanian – Hungarian border

Reserved Capacity [MW] average value		LT Unused Capacity (UIOSI and Financial Rights) [MW] average value	
RO-HU	HU-RO	RO-HU	HU-RO
70	30	630	455

Hungary September 2022



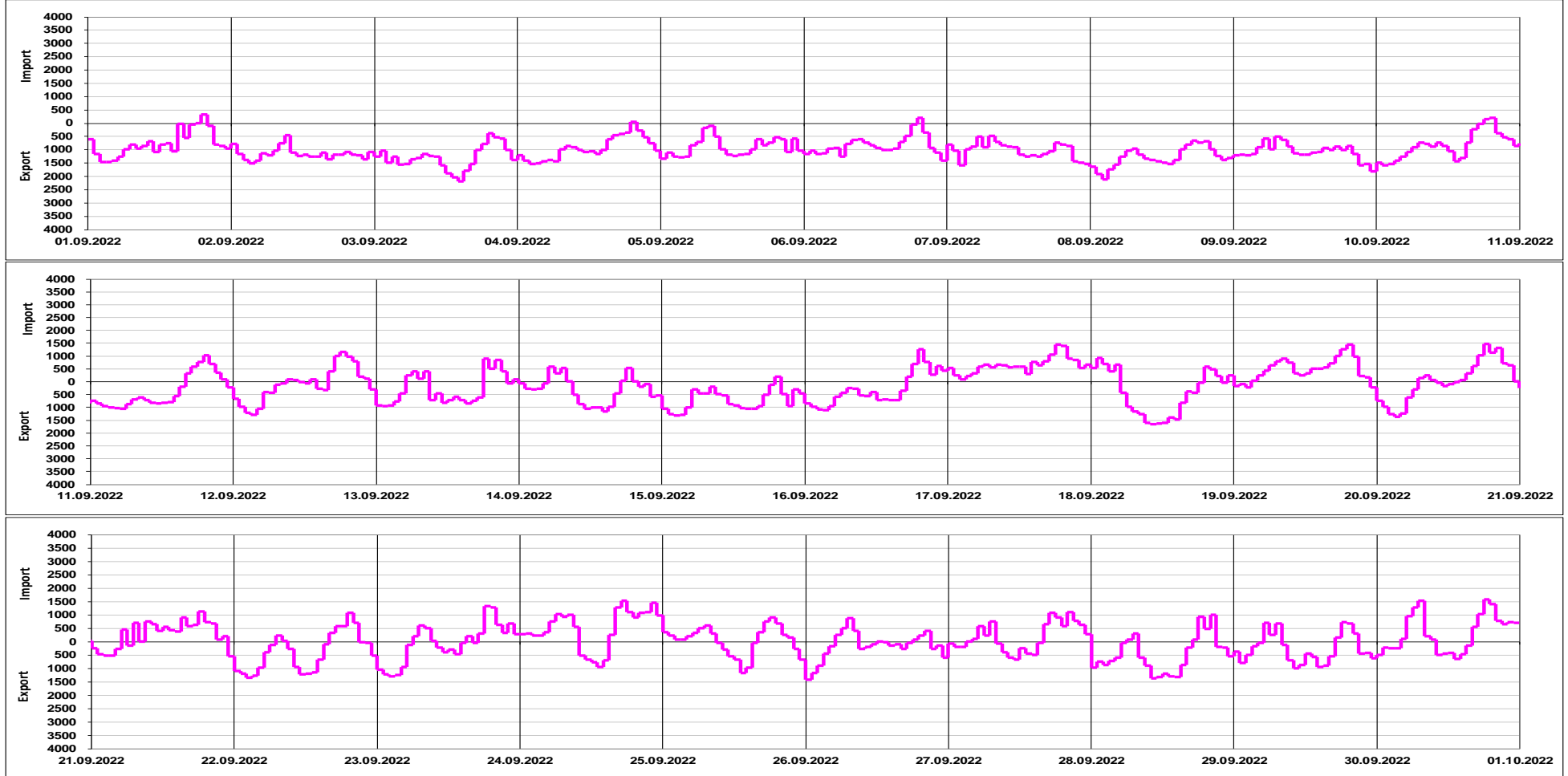


Transelectrica®
Societate Administrată în Sistem Dualist

Market for Allocation of Cross-Border Capacities

Daily Implicit Auctions on Romanian – Hungarian border

Hungary September 2022





Transelectrica®

Societate Administrată în Sistem Dualist

Market for Allocation of Cross-Border Capacities

Daily Implicit Auctions on Romanian – Hungarian border

DAM Prices RO [Euro/MWh]

Day	1	2	3	4	5	6	7	8	9	10	11	12	13	14	15	16	17	18	19	20	21	22	23	24	Max
1	506.51	493.69	495.93	424.00	396.06	532.80	627.31	673.50	676.34	622.38	599.14	637.18	632.25	617.45	637.18	562.10	654.72	678.14	699.67	742.72	654.45	647.77	579.41	408.29	742.72
2	456.05	418.74	395.35	362.68	391.73	445.42	528.73	566.10	526.61	253.06	522.81	514.14	522.90	509.00	493.57	503.86	530.60	452.63	432.26	618.91	534.92	432.40	401.48	236.03	618.91
3	344.30	255.17	291.10	250.09	255.54	291.67	275.00	370.08	400.83	385.13	412.36	395.00	304.81	273.25	258.31	330.44	443.37	497.46	453.63	530.00	517.71	414.27	388.30	329.73	530.00
4	249.18	220.71	242.06	207.72	222.72	296.34	211.07	226.39	209.95	209.35	294.46	319.84	344.45	280.53	314.64	329.63	299.97	375.00	455.47	509.93	509.93	445.00	409.67	341.00	509.93
5	291.59	220.00	209.53	219.92	239.33	367.52	459.90	506.50	519.93	489.30	467.85	473.71	509.56	511.02	466.08	485.37	497.60	520.41	572.37	641.14	587.44	531.69	492.15	459.28	641.14
6	437.38	438.95	416.22	383.38	403.71	469.99	556.74	568.23	571.89	562.88	532.25	546.82	522.37	513.26	526.90	543.55	551.00	572.60	601.47	701.00	622.84	568.61	555.61	545.44	701.00
7	415.26	407.88	429.48	379.52	415.02	431.29	484.68	519.90	524.77	501.08	248.89	165.92	450.40	440.70	249.09	320.00	416.95	522.14	575.25	632.00	599.98	436.15	450.89	381.00	632.00
8	310.85	338.51	359.32	261.98	338.38	404.13	411.06	520.00	524.06	470.69	358.42	347.39	359.88	365.28	339.01	343.04	289.93	454.71	504.91	558.16	514.30	248.51	289.93	166.48	558.16
9	300.01	238.20	240.85	226.15	226.87	278.70	439.56	475.76	491.22	417.64	288.18	167.96	166.00	150.82	150.81	150.80	165.27	187.13	402.33	520.21	465.00	419.95	398.29	375.44	520.21
10	400.85	359.09	352.09	348.07	348.09	356.04	381.30	411.07	427.72	429.18	419.90	418.36	399.98	355.00	348.99	353.39	371.98	436.24	469.52	491.86	483.98	459.95	443.97	437.01	491.86
11	421.45	385.07	385.06	369.22	358.54	369.02	379.02	385.01	402.13	402.13	388.50	380.04	360.00	295.00	251.80	297.00	343.10	404.32	459.99	505.94	517.20	484.94	455.14	400.00	517.20
12	347.09	337.12	336.72	349.90	353.39	389.05	464.92	502.55	500.10	470.76	408.56	437.54	424.80	419.01	431.28	437.30	448.58	471.71	515.00	680.93	525.05	461.89	376.50	371.31	680.93
13	345.06	340.39	372.48	340.48	365.50	384.00	435.88	517.35	560.00	471.42	441.76	416.33	424.23	411.69	426.08	454.39	493.07	590.99	526.50	613.00	525.26	459.13	439.93	418.50	613.00
14	345.08	370.65	346.76	335.64	351.58	376.46	463.33	505.67	566.36	539.76	448.27	421.59	405.00	385.53	390.53	457.27	483.75	503.51	549.08	629.46	539.82	460.34	421.64	355.53	629.46
15	391.63	338.77	317.25	301.87	299.26	364.90	450.00	474.35	500.10	471.17	428.79	355.31	244.03	199.14	201.40	205.08	423.56	427.43	457.80	501.72	460.88	430.75	367.26	232.54	501.72
16	283.35	214.06	200.33	189.22	191.30	290.09	406.19	474.52	480.62	440.80	243.87	158.28	421.70	392.95	412.03	497.25	508.03	512.94	528.45	537.87	450.62	471.02	213.13	207.33	537.87
17	163.75	168.85	166.84	148.42	158.26	158.25	155.81	305.26	384.10	371.86	288.12	295.80	247.46	289.04	167.50	230.55	285.53	423.83	393.19	466.79	383.03	203.01	230.93	157.03	466.79
18	161.08	108.76	98.46	89.60	41.95	86.36	92.65	82.44	122.02	128.46	125.27	108.21	96.68	41.94	28.45	47.14	93.99	158.26	254.40	365.37	277.60	239.25	230.10	147.36	365.37
19	136.05	105.27	125.28	113.36	132.53	196.57	370.16	421.19	415.38	357.53	326.46	242.74	204.00	163.59	197.26	245.04	314.69	350.00	407.43	442.05	420.05	375.00	342.68	296.69	442.05
20	261.77	260.10	276.06	262.47	260.10	278.30	375.00	433.00	445.39	412.45	368.55	350.00	324.08	314.33	315.55	329.60	368.31	419.47	469.05	608.69	533.50	429.90	388.20	354.86	608.69
21	310.3	299.6	299.5	299.6	297.3	339.8	422.2	534.8	525.2	424.3	361.1	360.9	308.6	310.1	309.1	333.8	366.3	409.6	470.0	574.5	490.5	403.7	370.0	349.4	574.51
22	373.1	339.4	330.1	310.9	322.2	360.0	435.1	536.0	501.6	393.6	333.5	300.0	347.0	347.0	344.6	369.2	393.8	437.7	493.0	600.0	510.0	418.4	396.3	378.7	600.00
23	352.6	321.1	312.6	300.5	303.1	324.6	410.7	476.0	478.4	396.6	354.8	344.2	341.5	358.9	326.0	353.0	406.0	422.1	460.1	610.0	570.0	408.3	393.9	377.7	609.99
24	377.9	344.1	312.0	307.2	306.3	352.0	379.4	401.5	389.7	377.6	369.9	363.5	335.7	298.3	299.0	317.1	357.0	382.6	588.2	646.3	513.2	391.6	362.7	315.0	646.33
25	268.7	230.0	215.2	215.2	194.4	197.6	228.1	239.9	278.7	299.0	274.6	279.8	274.9	239.5	212.0	220.9	270.6	346.3	380.1	415.8	396.2	370.0	348.2	294.4	415.76
26	248.8	179.9	158.3	144.1	158.3	263.0	398.6	454.9	454.5	413.5	392.1	372.2	366.8	322.4	354.5	375.5	397.3	441.0	428.5	490.0	396.6	329.7	318.3	263.9	489.99
27	191.0	180.2	169.8	151.3	167.4	314.9	386.5	437.3	490.5	493.0	426.1	391.3	318.6	304.1	297.5	295.7	334.4	377.1	483.2	588.1	506.1	351.4	333.7	319.7	588.07
28	306.42	275.78	245.94	242.98	273.77	307.13	383.17	472.63	500.38	429.31	383.51	242.98	158.29	167.87	242.98	359.79	384.98	435.59	510.73	640.42	510.00	419.99	372.61	361.80	640.42
29	351.45	336.51	326.14	315.19	320.00	345.53	440.07	569.93	577.24	501.44	382.61	331.00	200.00	201.20	283.19	371.20	397.15	445.01	523.19	605.00	520.00	424.99	397.03	374.46	605.00
30	349.44	336.10	325.03	322.42	324.80	348.44	429.99	524.00	547.98	455.77	385.40	349.78	306.72	307.20	312.87	341.26	349.44	399.23	437.25	554.89	423.73	342.10	270.20	220.02	554.89

Average 378.85 EUR/MWh

RO-HU September 2022



Transelectrica®
Societate Administrată în Sistem Dualist

Market for Allocation of Cross-Border Capacities

Daily Implicit Auctions on Romanian – Hungarian border

Price difference DAM RO - DAM HU (absolute values) [Euro/MWh]

Price difference DAM RO - DAM HU (absolute values) [Euro/MWh]

Day	1	2	3	4	5	6	7	8	9	10	11	12	13	14	15	16	17	18	19	20	21	22	23	24	Max
1	1.04	0.61	0.64	65.54	104.06	-	20.79	0.17	0.28	0.22	0.45	24.29	40.54	59.21	32.50	120.66	2.50	1.07	0.72	0.68	64.37	0.38	0.50	104.66	120.66
2	-	-	-	-	-	-	3.52	-	56.98	297.14	0.79	28.76	21.93	55.07	43.81	40.59	7.06	103.67	125.52	0.80	33.20	3.77	2.77	5.87	297.14
3	9.85	4.27	4.97	0.01	1.93	-	-	-	0.03	2.65	14.55	12.73	2.52	0.26	3.65	1.91	5.44	12.73	-	-	1.10	1.16	1.70	2.65	14.55
4	8.17	3.30	4.74	0.36	0.26	7.42	-	-	-	3.70	4.31	7.20	10.48	6.50	7.47	8.85	0.66	-	-	-	-	-	-	1.41	10.48
5	5.61	-	10.26	3.05	-	-	-	-	-	0.53	1.32	3.34	6.46	7.96	4.19	5.52	1.30	0.38	-	1.10	0.96	0.68	1.08	2.93	10.26
6	5.97	4.16	-	37.94	16.39	-	-	-	0.01	0.44	0.61	1.51	1.38	1.43	3.11	1.83	0.33	-	3.88	7.06	1.28	1.23	0.01	0.03	37.94
7	-	0.42	8.13	0.21	0.45	0.75	-	-	-	0.01	243.14	303.93	1.08	0.97	207.37	160.46	58.26	5.89	0.78	0.12	-	126.29	37.98	61.83	303.93
8	140.53	74.21	44.07	128.57	43.75	-	96.70	-	-	41.58	132.50	186.94	145.40	98.44	170.08	124.58	174.73	0.02	-	1.32	0.40	287.74	242.09	342.13	342.13
9	-	-	1.23	1.13	-	-	0.13	2.46	-	-	78.76	198.88	248.81	231.16	226.93	269.49	300.78	285.48	59.87	8.66	-	-	-	-	300.78
10	-	-	-	-	-	-	-	-	-	-	-	-	-	-	-	-	-	-	-	-	-	-	-	-	0.00
11	-	-	-	-	-	-	-	-	-	-	-	-	-	-	-	-	-	-	-	-	-	-	0.17	-	0.17
12	-	0.18	0.22	-	-	-	0.07	0.01	0.21	0.59	0.11	2.42	2.42	2.83	-	2.99	1.48	-	-	1.86	0.68	1.31	0.18	0.93	2.99
13	-	0.77	2.15	0.80	1.41	1.97	0.28	2.14	7.24	4.08	1.20	13.86	2.45	0.39	0.43	0.97	12.83	5.85	1.31	4.52	1.55	-	0.44	3.50	13.86
14	-	1.67	0.26	-	0.49	0.08	0.16	0.01	0.10	0.59	58.99	83.73	82.12	71.86	58.22	0.30	0.13	0.29	0.12	0.05	0.04	-	-	0.83	83.73
15	-	-	-	-	2.03	2.15	-	0.49	-	0.12	-	40.79	135.99	138.11	203.69	204.86	6.04	2.03	-	1.63	0.49	2.08	1.27	3.09	204.86
16	10.12	-	10.60	8.47	8.10	2.62	0.18	2.07	1.69	4.75	201.49	248.81	-	2.04	13.21	-	11.04	-	4.84	5.38	2.19	5.54	3.89	10.93	248.81
17	6.08	8.79	9.62	8.00	4.14	4.39	6.58	5.26	7.93	-	5.13	-	7.47	23.98	3.86	3.69	0.12	-	6.44	6.12	35.29	-	27.08	5.69	35.29
18	-	10.75	11.47	8.60	3.96	7.68	8.03	4.15	-	7.72	-	4.23	3.40	2.16	2.77	1.16	-	5.35	5.67	21.74	1.93	2.38	9.89	6.24	21.74
19	6.08	2.23	6.03	5.15	4.43	3.37	0.35	0.51	-	0.26	0.05	6.24	7.59	8.12	8.20	2.31	1.23	-	-	-	-	-	-	-	8.20
20	-	-	0.27	-	-	-	-	-	0.45	1.23	0.51	0.65	0.64	0.86	0.82	0.36	0.02	0.11	-	10.84	8.21	-	-	0.09	10.84
21	-	-	-	-	-	0.17	0.53	-	0.33	0.24	0.28	0.56	1.09	0.06	0.31	0.48	0.48	-	-	-	-	-	-	-	1.09
22	-	-	-	-	-	-	-	-	2.17	5.57	2.31	3.86	5.95	4.11	3.64	0.44	4.20	-	0.08	-	-	-	-	-	5.95
23	-	0.39	-	-	-	-	-	3.87	17.11	14.48	2.67	2.71	11.49	6.30	2.88	11.54	4.62	-	-	32.64	28.79	4.20	0.41	2.03	32.64
24	-	-	-	-	-	11.69	9.42	7.38	9.24	0.44	-	-	2.51	-	-	-	-	8.01	52.21	66.34	32.90	6.66	-	-	66.34
25	-	-	-	-	-	-	-	-	-	1.58	0.08	0.04	0.13	0.08	0.13	0.08	-	2.34	-	1.07	0.61	-	-	-	2.34
26	-	-	0.15	0.71	1.89	0.55	3.93	1.29	0.98	1.48	0.88	3.79	2.65	0.17	12.96	6.10	3.06	9.33	3.10	9.76	-	-	1.32	-	12.96
27	-	-	-	-	-	3.57	1.71	0.79	14.17	20.67	11.28	6.32	1.39	0.71	0.16	0.03	5.00	1.82	21.62	44.77	30.49	-	-	-	44.77
28	-	-	-	-	-	-	-	-	-	0.29	27.61	158.00	216.05	196.54	102.37	0.09	-	-	-	-	-	-	-	-	216.05
29	-	-	-	-	-	-	-	-	8.52	3.40	85.36	95.87	223.48	171.40	73.11	12.41	0.33	-	-	-	-	-	-	-	223.48
30	-	-	-	-	-	-	-	-	1.84	1.23	0.46	0.79	1.39	0.66	0.49	0.81	0.15	1.48	-	60.72	2.84	-	-	1.75	60.72

Average 25.76 EUR/MWh

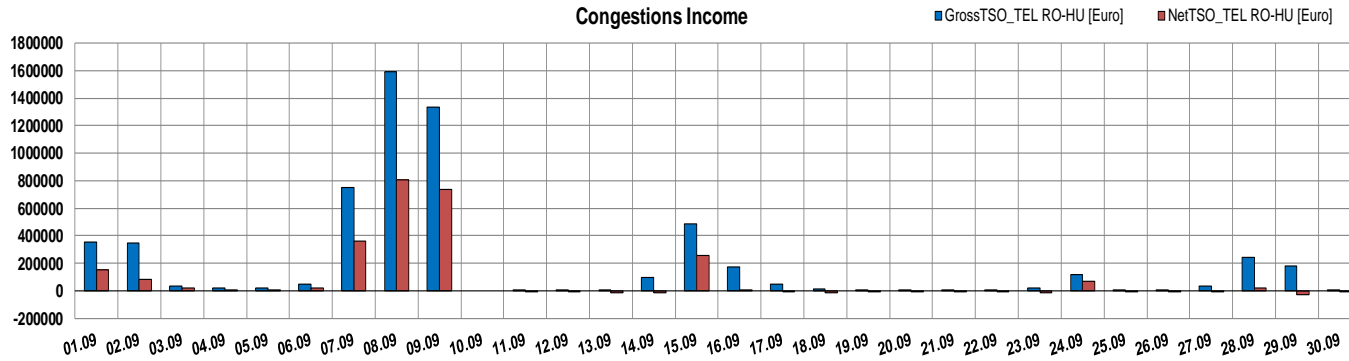
RO-HU September 2022



Transelectrica®
Societate Administrată în Sistem Dualist

Market for Allocation of Cross-Border Capacities

Daily Implicit Auctions on Romanian – Hungarian border



Day	GrossHub_ RO RO-HU [Euro]	GrossTSO_ TEL RO-HU [Euro]	NetHub_ RO RO-HU [Euro]	NetTSO_ TEL RO-HU [Euro]
01.09	355 884	355 884	152 890	152 890
02.09	344 446	344 446	83 758	83 758
03.09	36 543	36 543	17 021	17 021
04.09	20 232	20 232	3 208	3 208
05.09	20 451	20 451	3 096	3 096
06.09	47 359	47 359	21 513	21 513
07.09	747 986	747 986	364 294	364 294
08.09	1 589 615	1 589 615	809 779	809 779
09.09	1 337 448	1 337 448	735 595	735 595
10.09	0	0	0	0
11.09	30	30	- 9	- 9
12.09	620	620	- 4 915	- 4 915
13.09	5 513	5 513	- 13 258	- 13 258
14.09	94 855	94 855	- 18 167	- 18 167
15.09	487 844	487 844	255 087	255 087
16.09	174 042	174 042	6 371	6 371
17.09	47 462	47 462	- 3 816	- 3 816
18.09	15 817	15 817	- 17 136	- 17 136
19.09	7 072	7 072	- 7 220	- 7 220
20.09	3 165	3 165	- 2 548	- 2 548
21.09	235	235	- 1 046	- 1 046
22.09	2 451	2 451	- 6 129	- 6 129
23.09	20 454	20 454	- 12 791	- 12 791
24.09	116 749	116 749	69 702	69 702
25.09	551	551	- 893	- 893
26.09	5 708	5 708	- 9 206	- 9 206
27.09	32 228	32 228	- 5 509	- 5 509
28.09	240 163	240 163	19 397	19 397
29.09	183 334	183 334	- 28 612	- 28 612
30.09	8 470	8 470	- 8 747	- 8 747
Total	5 946 726	5 946 726	2 401 711	2 401 711

UIOSI and FTR Remuneration [Euro]		RO TSO UIOSI and FTR Remuneration [Euro]	
RO-HU	HU-RO	RO-HU	HU-RO
6 495 892	594 139	3 247 946	297 070
7 090 031		3 545 016	
RO TSO Daily Auctions Income gross values [Euro]		RO TSO Income after remuneration [Euro]	
5 946 726		2 401 711	

Note: data are presented in CET hours as resulted from the SDAC coupling algorithm.
Gross values don't take into account UIOSI and financial rights (FTR) remuneration.

Public

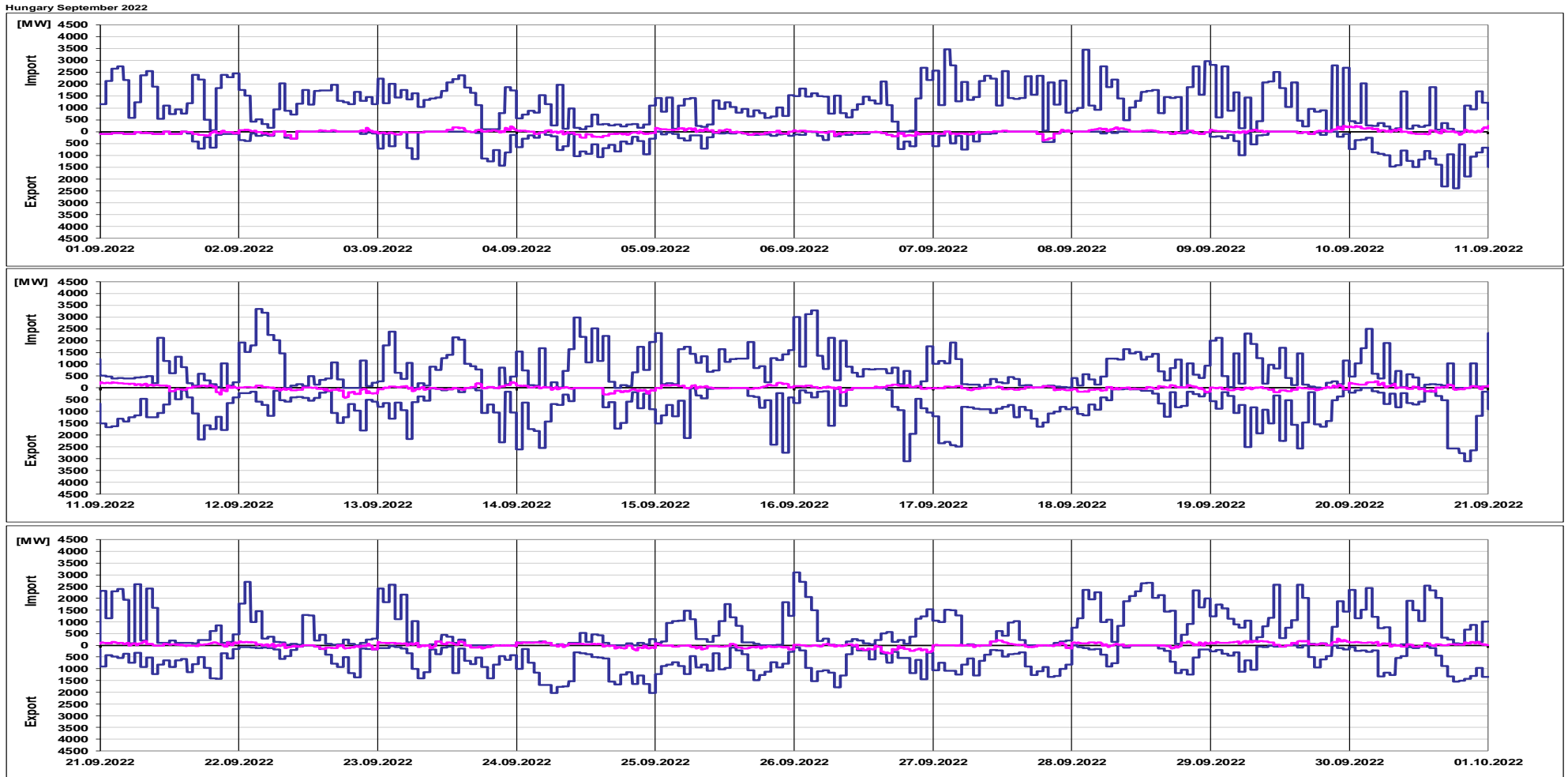


Transelectrica®
Societate Administrată în Sistem Dualist

Market for Allocation of Cross-Border Capacities

Intraday Implicit Auctions on Romanian – Hungarian border

Note: The ATC are the initial values resulted from the calculation process, after the daily flow - based allocation.



Offered Capacity on Intraday Auction [MW]
Net Position border RO - HU [MW]

Public

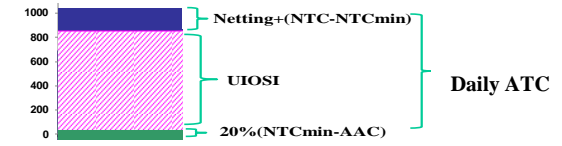


Transelectrica[®]
Societate Administrată în Sistem Dualist

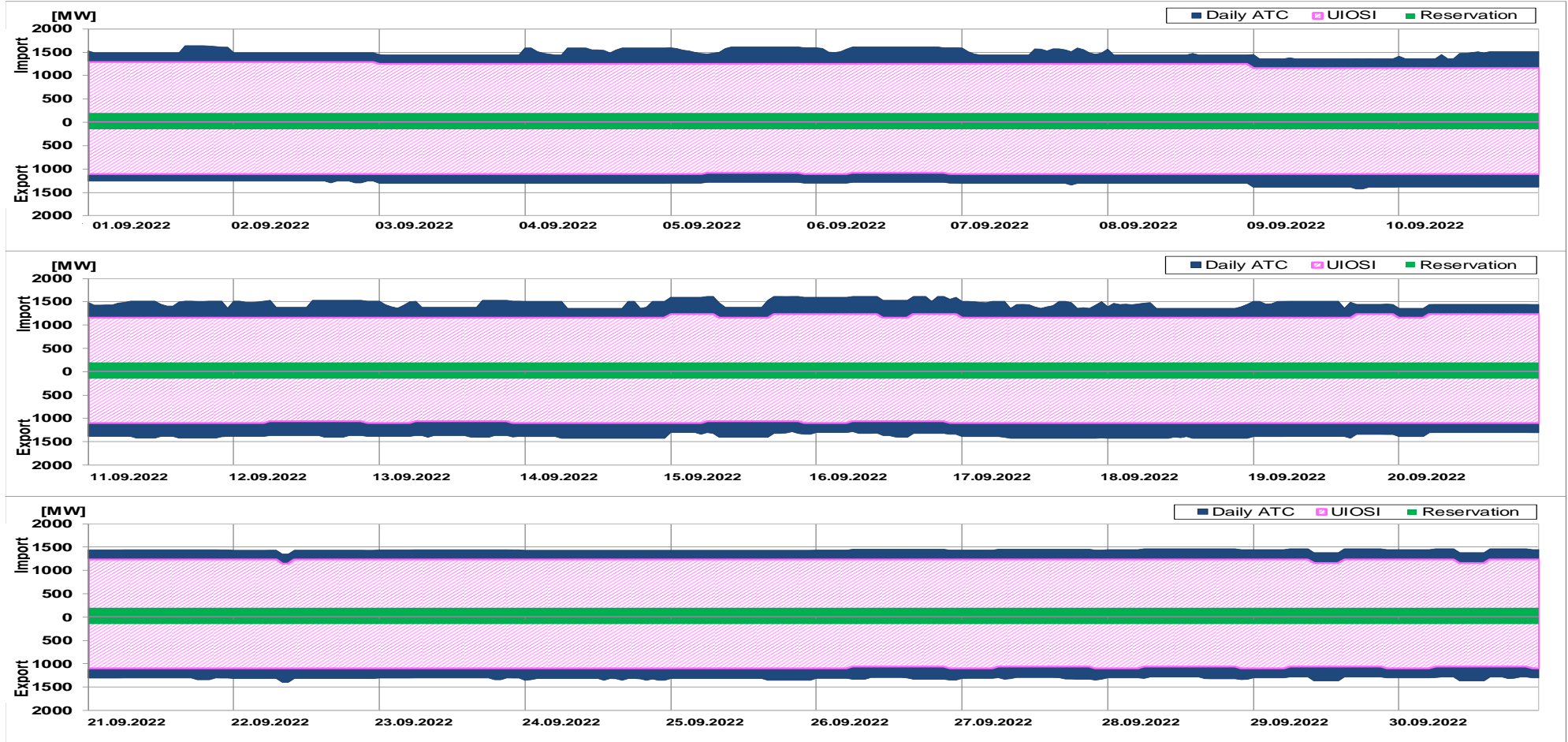
Market for Allocation of Cross-Border Capacities

Daily Implicit Auctions on Romanian – Bulgarian border

Reserved Capacity [MW] average value		Unused Capacity [MW] average value	
RO-BG	BG-RO	RO-BG	BG-RO
150	200	1094	1216



Bulgaria September 2022



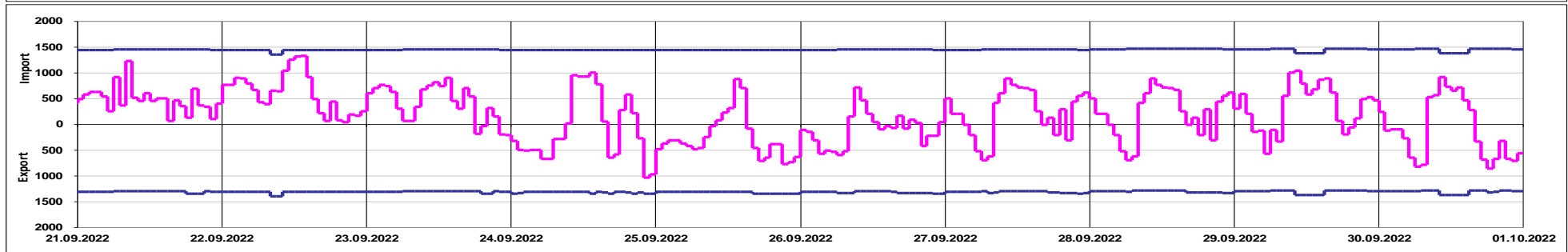
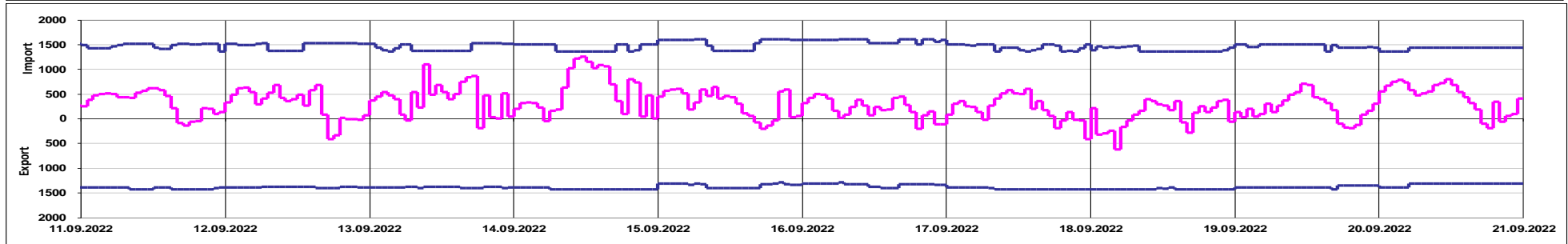
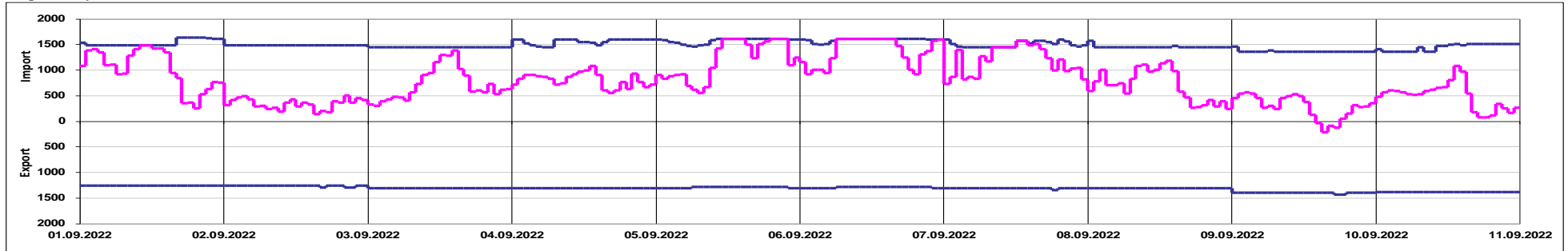


Transelectrica®
Societate Administrată în Sistem Dualist

Market for Allocation of Cross-Border Capacities

Daily Implicit Auctions on Romanian – Bulgarian border

Bulgaria September 2022



Offered Capacity on Daily Auction [MW]

Net Position Border RO – BG [MW]

Public

Market for Allocation of Cross-Border Capacities

Daily Implicit Auctions on Romanian – Bulgarian border



DAM Prices RO [Euro/MWh]

Day	1	2	3	4	5	6	7	8	9	10	11	12	13	14	15	16	17	18	19	20	21	22	23	24	Max	
1	506.51	493.69	495.93	424.00	396.06	532.80	627.31	673.50	676.34	622.38	599.14	637.18	632.25	617.45	637.18	562.10	654.72	678.14	699.67	742.72	654.45	647.77	579.41	408.29	742.72	
2	456.05	418.74	395.35	362.68	391.73	445.42	528.73	566.10	526.61	253.06	522.81	514.14	522.90	509.00	493.57	503.86	530.60	452.63	432.26	618.91	534.92	432.40	401.48	236.03	618.91	
3	344.30	255.17	291.10	250.09	255.54	291.67	275.00	370.08	400.83	385.13	412.36	395.00	304.81	273.25	258.31	330.44	443.37	497.46	453.63	530.00	517.71	414.27	388.30	329.73	530.00	
4	249.18	220.71	242.06	207.72	222.72	296.34	211.07	226.39	209.95	209.35	294.46	319.84	344.45	280.53	314.64	329.63	299.97	375.00	455.47	509.93	509.93	445.00	409.67	341.00	509.93	
5	291.59	220.00	209.53	219.92	239.33	367.52	459.90	506.50	519.93	489.30	467.85	473.71	509.56	511.02	466.08	485.37	497.60	520.41	572.37	641.14	587.44	531.69	492.15	459.28	641.14	
6	437.38	438.95	416.22	383.38	403.71	469.99	556.74	568.23	571.89	562.88	532.25	546.82	522.37	513.26	526.90	543.55	551.00	572.60	601.47	701.00	622.84	568.61	555.61	545.44	701.00	
7	415.26	407.88	429.48	379.52	415.02	431.29	484.68	519.90	524.77	501.08	248.89	165.92	450.40	440.70	249.09	320.00	416.95	522.14	575.25	632.00	599.98	436.15	450.89	381.00	632.00	
8	310.85	338.51	359.32	261.98	338.38	404.13	411.06	520.00	524.06	470.69	358.42	347.39	359.88	365.28	339.01	343.04	289.93	454.71	504.91	558.16	514.30	248.51	289.93	166.48	558.16	
9	300.01	238.20	240.85	226.15	226.87	278.70	439.56	475.76	491.22	417.64	288.18	167.96	166.00	150.82	150.81	150.80	165.27	187.13	402.33	520.21	465.00	419.95	398.29	375.44	520.21	
10	400.85	359.09	352.09	348.07	348.09	356.04	381.30	411.07	427.72	429.18	419.90	418.36	399.98	355.00	348.99	353.39	371.98	436.24	469.52	491.86	483.98	459.95	443.97	437.01	491.86	
11	421.45	385.07	385.06	369.22	358.54	369.02	379.02	385.01	402.13	402.13	388.50	380.04	360.00	295.00	251.80	297.00	343.10	404.32	459.99	505.94	517.20	484.94	455.14	400.00	517.20	
12	347.09	337.12	336.72	349.90	353.39	389.05	464.92	502.55	500.10	470.76	408.56	437.54	424.80	419.01	431.28	437.30	448.58	471.71	515.00	680.93	525.05	461.89	376.50	371.31	680.93	
13	345.06	340.39	372.48	340.48	365.50	384.00	435.88	517.35	560.00	471.42	441.76	416.33	424.23	411.69	426.08	454.39	493.07	590.99	526.50	613.00	525.26	459.13	439.93	418.50	613.00	
14	345.08	370.65	346.76	335.64	351.58	376.46	463.33	505.67	566.36	539.76	448.27	421.59	405.00	385.53	390.53	457.27	483.75	503.51	549.08	629.46	539.82	460.34	421.64	355.53	629.46	
15	391.63	338.77	317.25	301.87	299.26	364.90	450.00	474.35	500.10	471.17	428.79	355.31	244.03	199.14	201.40	205.08	423.56	427.43	457.80	501.72	460.88	430.75	367.26	232.54	501.72	
16	283.35	214.06	200.33	189.22	191.30	290.09	406.19	474.52	480.62	440.80	243.87	158.28	421.70	392.95	412.03	497.25	508.03	512.94	528.45	537.87	450.62	471.02	213.13	207.33	537.87	
17	163.75	168.85	166.84	148.42	158.26	158.25	155.81	305.26	384.10	371.86	288.12	295.80	247.46	289.04	167.50	230.55	285.53	423.83	393.19	466.79	383.03	203.01	230.93	157.03	466.79	
18	161.08	108.76	98.46	89.60	41.95	86.36	92.65	82.44	122.02	128.46	125.27	108.21	96.68	41.94	28.45	47.14	93.99	158.26	254.40	365.37	277.60	239.25	230.10	147.36	365.37	
19	136.05	105.27	125.28	113.36	132.53	196.57	370.16	421.19	415.38	357.53	326.46	242.74	204.00	163.59	197.26	245.04	314.69	350.00	407.43	442.05	420.05	375.00	342.68	296.69	442.05	
20	261.77	260.10	276.06	262.47	260.10	278.30	375.00	433.00	445.39	412.45	368.55	350.00	324.08	314.33	315.55	329.60	368.31	419.47	469.05	608.69	533.50	429.90	388.20	354.86	608.69	
21	310.30	299.58	299.54	299.58	297.28	339.75	422.23	534.75	525.21	424.30	361.10	360.87	308.61	310.11	309.13	333.84	366.34	409.64	470.00	574.51	490.53	403.66	370.00	349.39	574.51	
22	373.07	339.41	330.08	310.94	322.20	360.00	435.10	536.03	501.59	393.57	333.50	300.00	347.00	347.00	344.59	369.19	393.84	437.74	492.98	600.00	510.00	418.38	396.34	378.69	600.00	
23	352.56	321.12	312.58	300.48	303.12	324.57	410.66	475.96	478.39	396.59	354.79	344.17	341.48	358.94	326.00	353.04	406.01	422.09	460.13	609.99	569.99	408.32	393.87	377.66	609.99	
24	377.94	344.12	312.03	307.23	306.29	351.95	379.38	401.48	389.65	377.62	369.93	363.49	335.69	298.29	299.00	317.11	357.00	382.57	588.15	646.33	513.15	391.63	362.73	314.97	646.33	
25	268.66	230.00	215.24	215.16	194.40	197.60	228.14	239.90	278.74	299.04	274.64	279.75	274.91	239.47	212.03	220.91	270.63	346.27	380.09	415.76	396.20	369.97	348.17	294.43	415.76	
26	248.77	179.85	158.27	144.05	158.26	262.96	398.62	454.93	454.46	413.51	392.13	372.22	366.83	322.40	354.54	375.54	397.33	441.00	428.51	489.99	396.58	329.70	318.26	263.91	489.99	
27	190.95	180.24	169.80	151.30	167.35	314.90	386.45	437.33	490.54	492.98	426.13	391.34	318.63	304.08	297.45	295.74	334.39	377.10	483.23	588.07	506.10	351.43	333.69	319.71	588.07	
28	306.42	275.78	245.94	242.98	273.77	307.13	383.17	472.63	500.38	429.31	383.51	242.98	158.29	167.87	242.98	359.79	384.98	435.59	510.73	640.42	510.00	419.99	372.61	361.80	640.42	
29	351.45	336.51	326.14	315.19	320.00	345.53	440.07	569.93	577.24	501.44	382.61	331.00	200.00	201.20	283.19	371.20	397.15	445.01	523.19	605.00	520.00	424.99	397.03	374.46	605.00	
30	349.44	336.10	325.03	322.42	324.80	348.44	429.99	524.00	547.98	455.77	385.40	349.78	306.72	307.20	312.87	341.26	349.44	399.23	437.25	554.89	423.73	342.10	270.20	220.02	554.89	
Average	378.85 EUR/MWh																								RO-BG	September 2022



Transelectrica®
Societate Administrată în Sistem Dualist

Market for Allocation of Cross-Border Capacities

Daily Implicit Auctions on Romanian – Bulgarian border

Congestion Prices [Euro/MWh]

Day	1	2	3	4	5	6	7	8	9	10	11	12	13	14	15	16	17	18	19	20	21	22	23	24	Max
1	-	-	-	-	-	-	-	-	-	-	78.24	130.28	-	-	-	-	-	-	-	-	-	-	-	-	130.28
2	-	-	-	-	-	-	-	-	-	-	-	-	-	-	-	-	-	-	-	-	-	-	-	-	0.00
3	-	-	-	-	-	-	-	-	-	-	-	-	-	-	-	-	-	-	-	-	-	-	-	-	0.00
4	-	-	-	-	-	-	-	-	-	-	-	-	-	-	-	-	-	-	-	-	-	-	-	-	0.00
5	-	-	-	-	-	-	-	-	-	-	-	122.71	100.53	248.82	21.84	-	-	-	-	10.14	11.78	11.49	-	-	248.82
6	-	-	-	-	-	-	5.34	1.95	0.75	59.57	31.86	66.16	121.37	131.26	94.39	44.59	-	-	-	-	-	-	-	9.87	131.26
7	-	-	-	-	-	-	-	-	93.77	109.35	24.90	8.34	252.51	218.30	-	-	-	-	-	-	-	-	-	-	252.51
8	-	-	-	-	-	-	-	-	-	-	-	-	-	-	-	-	-	-	-	-	-	-	-	-	0.00
9	-	-	-	-	-	-	-	-	-	-	-	-	-	-	-	-	-	-	-	-	-	-	-	-	0.00
10	-	-	-	-	-	-	-	-	-	-	-	-	-	-	-	-	-	-	-	-	-	-	-	-	0.00
11	-	-	-	-	-	-	-	-	-	-	-	-	-	-	-	-	-	-	-	-	-	-	-	-	0.00
12	-	-	-	-	-	-	-	-	-	-	-	-	-	-	-	-	-	-	-	-	-	-	-	-	0.00
13	-	-	-	-	-	-	-	-	-	-	-	-	-	-	-	-	-	-	-	-	-	-	-	-	0.00
14	-	-	-	-	-	-	-	-	-	-	-	-	-	-	-	-	-	-	-	-	-	-	-	-	0.00
15	-	-	-	-	-	-	-	-	-	-	-	-	-	-	-	-	-	-	-	-	-	-	-	-	0.00
16	-	-	-	-	-	-	-	-	-	-	-	-	-	-	-	-	-	-	-	-	-	-	-	-	0.00
17	-	-	-	-	-	-	-	-	-	-	-	-	-	-	-	-	-	-	-	-	-	-	-	-	0.00
18	-	-	-	-	-	-	-	-	-	-	-	-	-	-	-	-	-	-	-	-	-	-	-	-	0.00
19	-	-	-	-	-	-	-	-	-	-	-	-	-	-	-	-	-	-	-	-	-	-	-	-	0.00
20	-	-	-	-	-	-	-	-	-	-	-	-	-	-	-	-	-	-	-	-	-	-	-	-	0.00
21	-	-	-	-	-	-	-	-	-	-	-	-	-	-	-	-	-	-	-	-	-	-	-	-	0.00
22	-	-	-	-	-	-	-	-	-	-	-	-	-	-	-	-	-	-	-	-	-	-	-	-	0.00
23	-	-	-	-	-	-	-	-	-	-	-	-	-	-	-	-	-	-	-	-	-	-	-	-	0.00
24	-	-	-	-	-	-	-	-	-	-	-	-	-	-	-	-	-	-	-	-	-	-	-	-	0.00
25	-	-	-	-	-	-	-	-	-	-	-	-	-	-	-	-	-	-	-	-	-	-	-	-	0.00
26	-	-	-	-	-	-	-	-	-	-	-	-	-	-	-	-	-	-	-	-	-	-	-	-	0.00
27	-	-	-	-	-	-	-	-	-	-	-	-	-	-	-	-	-	-	-	-	-	-	-	-	0.00
28	-	-	-	-	-	-	-	-	-	-	-	-	-	-	-	-	-	-	-	-	-	-	-	-	0.00
29	-	-	-	-	-	-	-	-	-	-	-	-	-	-	-	-	-	-	-	-	-	-	-	-	0.00
30	-	-	-	-	-	-	-	-	-	-	-	-	-	-	-	-	-	-	-	-	-	-	-	-	0.00

Average 77.31 EUR/MWh

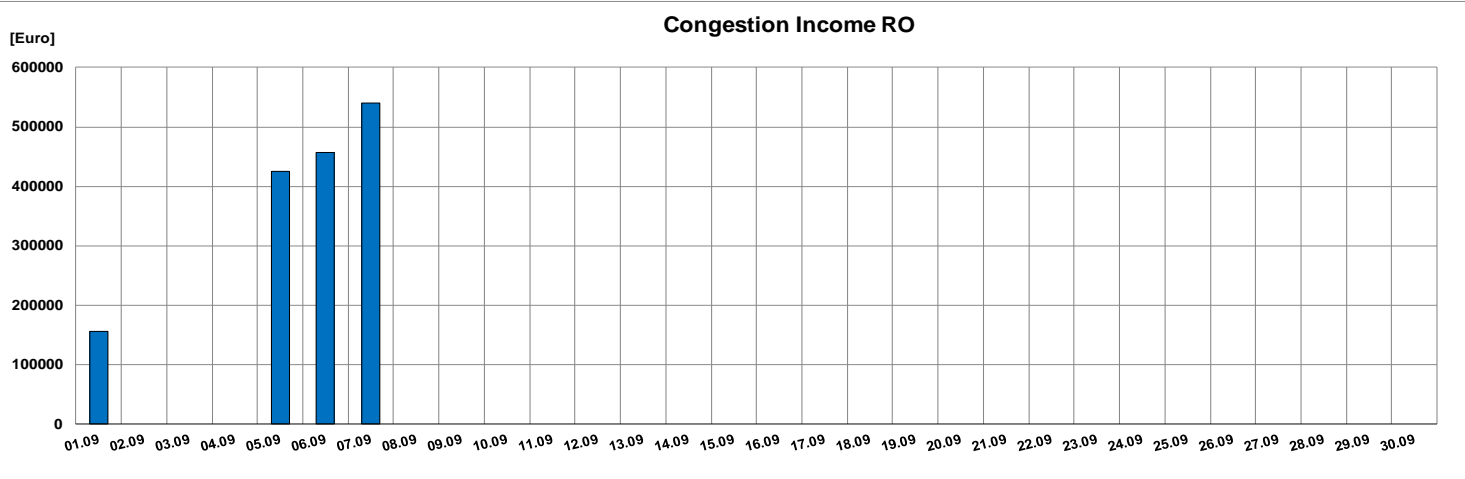
RO-BG September 2022

Market for Allocation of Cross-Border Capacities



Transelectrica®
Societate Administrată în Sistem Dualist

Daily Implicit Auctions on Romanian – Bulgarian border



Day	Congestion Income border RO-BG [Euro]	Congestion Income RO [Euro]
01.09	310 695	155 347
02.09	0	0
03.09	0	0
04.09	0	0
05.09	851 078	425 539
06.09	915 138	457 569
07.09	1 079 853	539 926
08.09	0	0
09.09	0	0
10.09	0	0
11.09	0	0
12.09	0	0
13.09	0	0
14.09	0	0
15.09	0	0
16.09	0	0
17.09	0	0
18.09	0	0
19.09	0	0
20.09	0	0
21.09	0	0
22.09	0	0
23.09	0	0
24.09	0	0
25.09	0	0
26.09	0	0
27.09	0	0
28.09	0	0
29.09	0	0
30.09	0	0
Total	3 156 764	1 578 382

Daily Income [Euro]		UIOSI Remuneration [Euro]	
RO-BG	BG-RO	RO-BG	BG-RO
0	3 156 764	0	2 506 566
3 156 764		2 506 566	

TSO Income (Z-R) [Euro]	RO TSO Income (Z-R) [Euro]
650 198	325 099

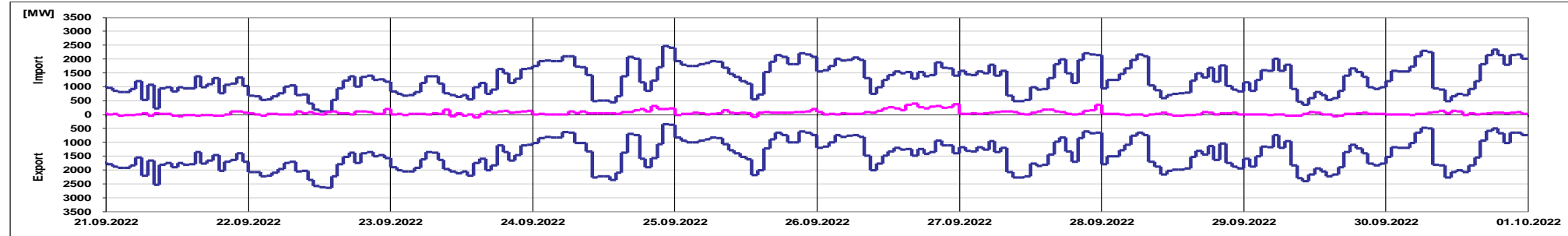
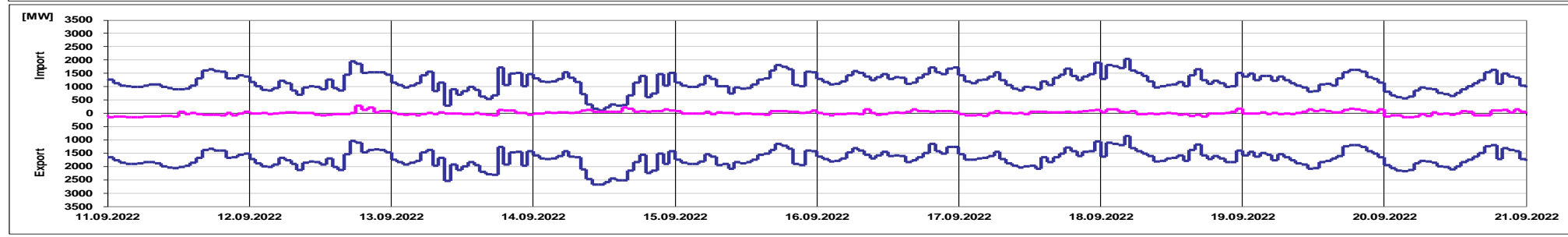
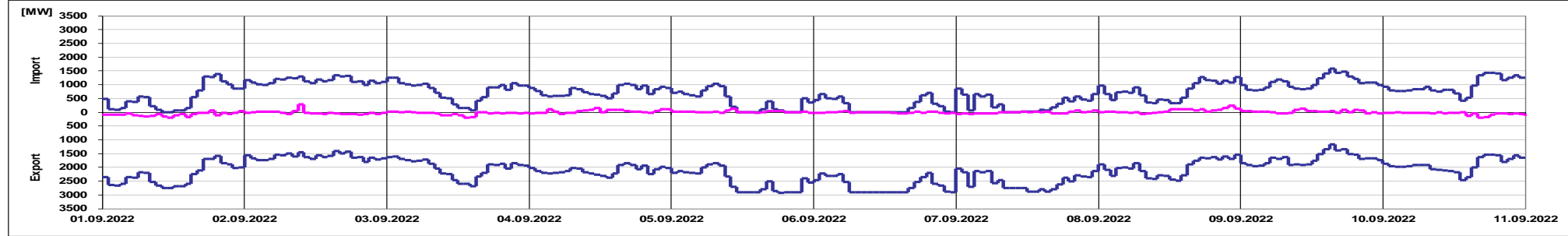


Transelectrica®
Societate Administrată în Sistem Dualist

Market for Allocation of Cross-Border Capacities

Intraday Implicit Auctions on Romanian – Bulgarian border

Bulgaria September 2022



Offered Capacity on Intraday Auction [MW]

Net Position border RO - BG [MW]

Public

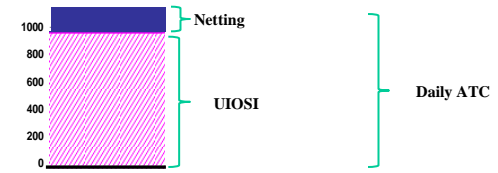


Transelectrica®
Societate Administrată în Sistem Dualist

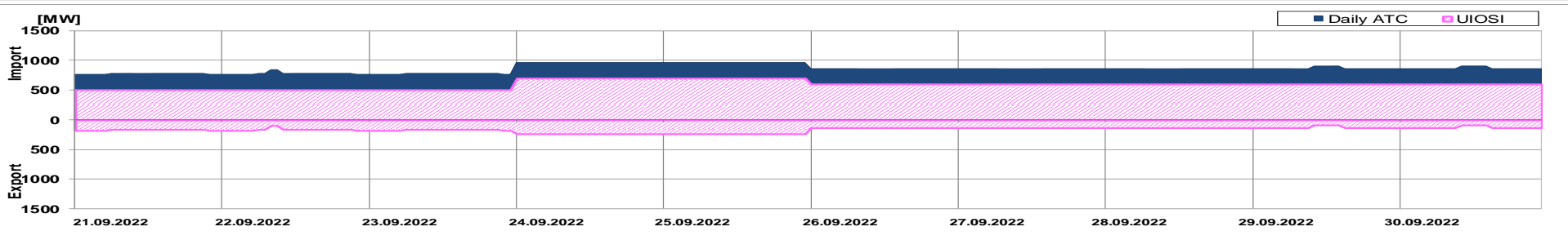
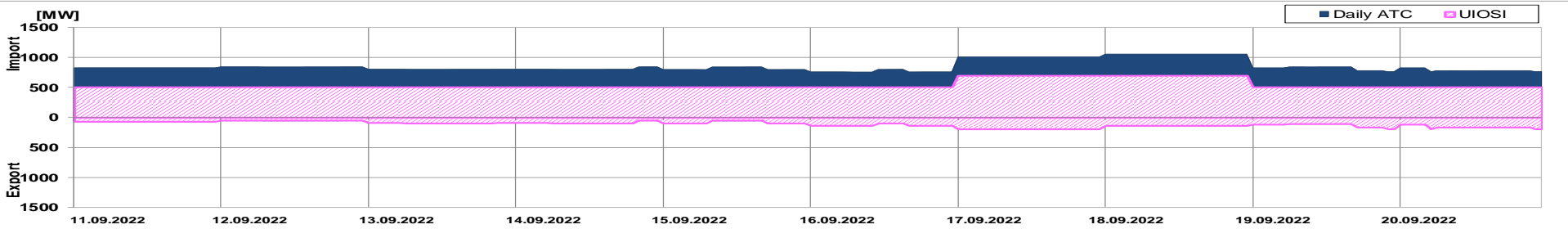
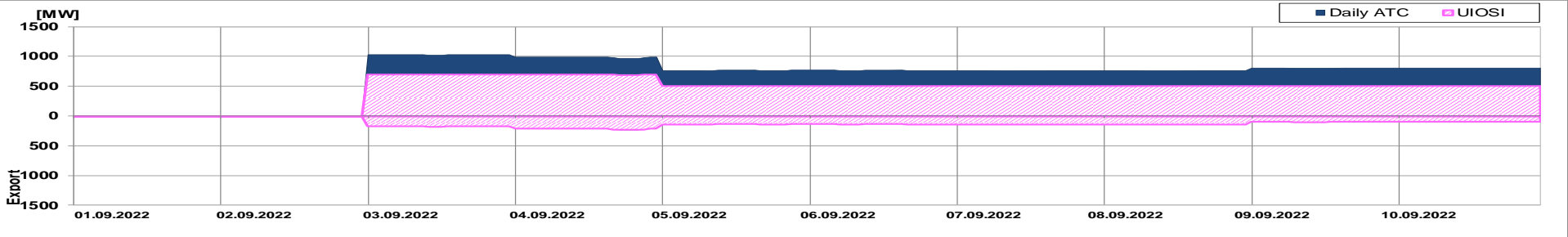
Market for Allocation of Cross-Border Capacities

Daily Explicit Auctions on Romanian – Serbian border

Unused Capacity [MW] average value	
RO-RS	RS-RO
131	523



Serbia September 2022



Note: Between 30.08 – 02.09.2022, the 400 kV OHL Porțile de Fier – Djerdap was out of operation for planned works and the available capacity on the Serbian border was zero.

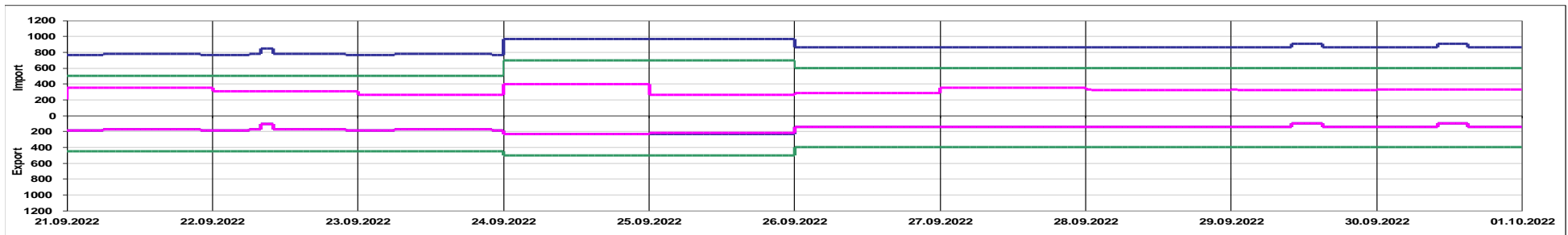
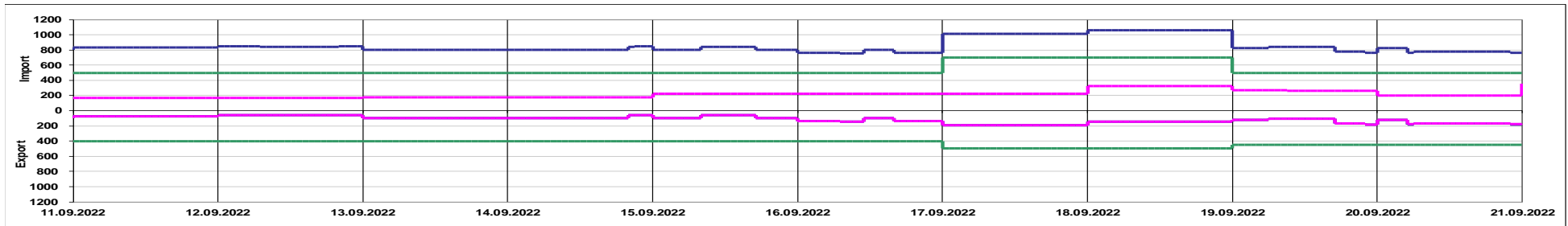
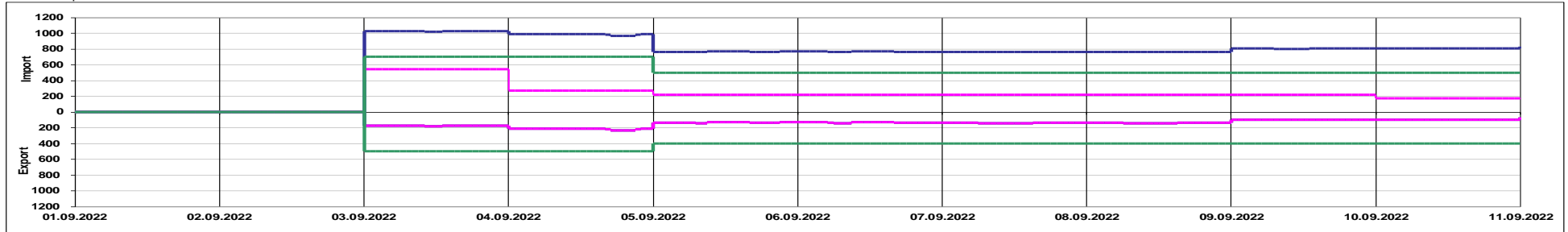


Transelectrica®
Societate Administrată în Sistem Dualist

Market for Allocation of Cross-Border Capacities

Daily Explicit Auctions on Romanian – Serbian border

Serbia September 2022



Offered Capacity on Daily Auction [MW]

Allocated Capacity on Daily Auction [MW]

Net Transfer Capacity (NTC) [MW]

Note: Between 30.08 – 02.09.2022, the 400 kV OHL Porțile de Fier – Djerdap was out of operation (planned works) and the available capacity on the Serbian border was zero.

Market for Allocation of Cross-Border Capacities

Daily Explicit Auctions on Romanian – Serbian border



Auction Price [Euro/MWh] – Export

Day	1	2	3	4	5	6	7	8	9	10	11	12	13	14	15	16	17	18	19	20	21	22	23	24	Max	
1	-	-	-	-	-	-	-	-	-	-	-	-	-	-	-	-	-	-	-	-	-	-	-	-	0.00	
2	-	-	-	-	-	-	-	-	-	-	-	-	-	-	-	-	-	-	-	-	-	-	-	-	-	0.00
3	5.06	5.06	5.06	5.06	5.06	5.06	5.06	4.00	4.00	4.00	4.00	4.00	4.00	5.84	5.84	5.84	5.84	4.00	3.38	3.38	3.38	4.00	4.00	4.00	5.84	
4	0.51	0.51	0.09	0.09	0.09	0.09	0.03	0.03	0.03	0.03	0.03	0.03	0.03	0.03	0.03	0.03	0.03	0.05	0.05	0.05	0.03	0.05	0.09	15.00	15.00	
5	27.00	27.00	27.00	27.00	27.00	27.00	0.18	0.09	0.09	0.18	0.18	0.18	0.18	0.18	0.18	0.18	0.18	0.18	0.18	0.75	0.09	0.09	0.09	0.09	27.00	
6	2.33	2.33	2.33	2.33	2.33	1.86	1.86	1.86	0.09	0.50	0.50	0.50	0.50	0.50	0.63	0.63	1.86	1.68	1.68	1.68	1.68	1.68	1.86	1.86	2.33	
7	0.09	0.09	0.09	0.09	0.09	0.09	0.10	0.09	0.09	0.09	0.09	0.15	0.15	0.15	0.15	0.10	0.10	0.10	0.10	0.10	0.10	0.10	0.09	0.09	0.15	
8	0.07	0.07	0.07	0.07	0.07	0.07	0.09	0.09	0.09	0.09	0.09	0.09	0.09	0.09	0.09	0.09	0.09	0.09	0.09	0.09	0.09	0.09	0.07	0.07	0.09	
9	6.00	6.00	6.00	6.00	6.00	6.00	22.30	22.30	22.30	22.30	25.00	52.03	52.03	52.03	52.03	52.03	30.00	29.73	22.30	22.30	22.30	22.30	22.30	6.00	6.00	52.03
10	6.00	6.00	6.00	6.00	6.00	6.00	6.00	6.00	6.00	6.00	6.00	6.00	6.00	6.00	6.00	6.00	6.00	6.00	6.00	5.88	5.88	5.88	5.88	5.88	6.00	
11	6.00	6.00	6.00	6.00	6.00	6.00	5.00	5.00	5.00	5.00	6.00	6.00	6.00	6.00	6.00	6.00	6.00	5.00	5.00	5.00	5.00	5.00	5.00	5.00	6.00	
12	6.00	6.00	6.00	6.00	6.00	6.00	5.00	5.00	5.00	5.00	6.00	6.00	6.00	6.00	6.00	6.00	6.00	5.00	5.00	5.00	5.00	5.00	5.00	5.00	6.00	
13	0.20	0.20	0.20	0.20	0.20	0.18	0.18	0.18	0.18	0.18	0.18	0.18	0.18	0.18	0.18	0.18	0.18	0.18	0.18	0.18	0.18	0.18	0.20	0.20	0.20	
14	3.36	3.36	3.36	3.36	3.36	3.36	3.36	3.36	3.36	3.36	3.36	3.36	3.36	3.36	3.36	3.36	3.36	3.36	3.36	3.36	3.36	6.00	6.00	6.00	6.00	
15	0.15	0.15	0.15	0.15	0.15	0.15	0.10	0.10	6.00	6.00	21.60	21.60	21.60	21.60	20.00	15.00	15.00	0.15	0.15	0.15	0.15	0.15	0.15	0.15	21.60	
16	0.15	0.15	0.15	0.15	0.15	0.15	0.15	0.15	0.15	0.15	6.00	6.00	6.00	6.00	6.00	6.00	0.15	0.15	0.15	0.15	0.15	0.15	0.15	0.15	6.00	
17	5.60	5.60	5.60	5.60	5.60	5.60	0.24	0.24	0.24	0.24	0.24	0.24	0.24	0.24	0.24	0.24	0.24	0.24	0.24	0.24	0.24	0.24	0.24	5.60	5.60	
18	0.10	0.10	0.10	0.10	0.10	0.10	0.10	0.10	0.10	0.10	0.10	0.10	0.10	0.10	0.10	0.10	0.10	0.10	0.10	0.10	0.10	0.10	0.10	0.10	0.10	
19	6.00	6.00	6.00	6.00	6.00	6.00	6.00	6.00	6.00	6.00	6.00	6.00	6.00	6.00	6.00	6.00	6.00	0.44	0.44	0.44	0.44	0.44	0.10	0.10	6.00	
20	0.10	0.10	0.10	0.10	0.10	0.00	0.05	0.05	0.05	0.05	0.05	0.05	0.05	0.05	0.05	0.05	0.05	0.05	0.05	0.05	0.05	0.05	0.00	0.00	0.10	
21	0.88	0.88	0.88	0.88	0.88	0.88	1.00	1.00	1.00	1.00	1.00	1.00	1.00	1.00	1.00	1.00	1.00	1.00	1.00	1.00	1.00	1.00	0.88	0.88	1.00	
22	0.10	0.10	0.10	0.10	0.10	0.10	0.11	0.11	6.00	6.00	0.11	0.11	0.11	0.11	0.11	0.11	0.11	0.11	0.11	0.11	0.11	0.11	0.10	0.10	6.00	
23	0.10	0.10	0.10	0.10	0.10	0.10	0.15	0.15	0.15	0.15	0.15	0.15	0.15	0.15	0.15	0.15	0.15	0.15	0.15	0.15	0.15	0.15	0.10	0.10	0.15	
24	0.09	0.09	0.09	0.09	0.09	0.09	0.09	0.09	0.09	0.09	0.09	0.09	0.09	0.09	0.09	0.09	0.09	0.09	0.09	0.09	0.09	0.09	0.09	0.09	0.09	
25	0.00	0.00	0.00	0.00	0.00	0.00	0.00	0.00	0.00	0.00	0.00	0.00	0.00	0.00	0.00	0.00	0.00	0.00	0.00	0.00	0.00	0.00	0.00	0.00	0.00	
26	0.69	0.69	0.69	0.69	0.69	0.69	0.32	0.15	0.15	0.15	0.15	0.15	0.15	0.15	0.15	0.15	0.15	0.15	0.15	0.15	0.15	0.15	0.15	0.15	0.69	
27	0.15	0.15	0.15	0.15	0.15	0.15	0.15	0.15	0.15	0.15	0.15	0.15	0.15	0.15	0.15	0.15	0.15	0.15	0.15	0.15	0.15	0.15	0.15	0.15	0.15	
28	0.34	0.34	0.34	0.34	0.34	0.34	0.34	0.34	0.55	0.55	0.55	0.55	0.55	0.55	0.55	0.55	0.34	0.34	0.15	0.15	0.15	0.15	0.15	0.15	0.55	
29	0.33	0.33	0.33	0.33	0.33	0.33	0.33	0.33	0.33	0.33	6.00	6.00	6.00	6.00	6.00	0.33	0.33	0.33	0.33	0.33	0.33	0.33	0.33	0.33	6.00	
30	0.33	0.33	0.33	0.33	0.33	0.33	0.33	0.33	0.33	0.66	6.00	6.00	6.00	6.00	6.00	0.66	0.66	0.33	0.33	0.33	0.33	0.33	0.33	0.33	6.00	

Serbia September 2022

Note: Between 30.08 – 02.09.2022, the 400 kV OHL Porțile de Fier – Djerdap was out of operation (planned works) and the available capacity on the Serbian border was zero.

Market for Allocation of Cross-Border Capacities

Daily Explicit Auctions on Romanian – Serbian border



Auction Price [Euro/MWh] – Import

Day	1	2	3	4	5	6	7	8	9	10	11	12	13	14	15	16	17	18	19	20	21	22	23	24	Max	
1	-	-	-	-	-	-	-	-	-	-	-	-	-	-	-	-	-	-	-	-	-	-	-	-	0.00	
2	-	-	-	-	-	-	-	-	-	-	-	-	-	-	-	-	-	-	-	-	-	-	-	-	-	0.00
3	0.00	0.00	0.00	0.00	0.00	0.00	0.00	0.00	0.00	0.00	0.00	0.00	0.00	0.00	0.00	0.00	0.00	0.00	0.00	0.00	0.00	0.00	0.00	0.00	0.00	0.00
4	0.00	0.00	0.00	0.00	0.00	0.00	0.00	0.00	0.00	0.00	0.00	0.00	0.00	0.00	0.00	0.00	0.00	0.00	0.00	0.00	0.00	0.00	0.00	0.00	0.00	0.00
5	0.00	0.00	0.00	0.00	0.00	0.00	0.00	0.00	0.00	0.00	0.00	0.00	0.00	0.00	0.00	0.00	0.00	0.00	0.00	0.00	0.00	0.00	0.00	0.00	0.00	0.00
6	0.00	0.00	0.00	0.00	0.00	0.00	0.00	0.00	0.00	0.00	0.00	0.00	0.00	0.00	0.00	0.00	0.00	0.00	0.00	0.00	0.00	0.00	0.00	0.00	0.00	0.00
7	0.00	0.00	0.00	0.00	0.00	0.00	0.00	0.00	0.00	0.00	0.00	0.00	0.00	0.00	0.00	0.00	0.00	0.00	0.00	0.00	0.00	0.00	0.00	0.00	0.00	0.00
8	0.00	0.00	0.00	0.00	0.00	0.00	0.00	0.00	0.00	0.00	0.00	0.00	0.00	0.00	0.00	0.00	0.00	0.00	0.00	0.00	0.00	0.00	0.00	0.00	0.00	0.00
9	0.00	0.00	0.00	0.00	0.00	0.00	0.00	0.00	0.00	0.00	0.00	0.00	0.00	0.00	0.00	0.00	0.00	0.00	0.00	0.00	0.00	0.00	0.00	0.00	0.00	0.00
10	0.00	0.00	0.00	0.00	0.00	0.00	0.00	0.00	0.00	0.00	0.00	0.00	0.00	0.00	0.00	0.00	0.00	0.00	0.00	0.00	0.00	0.00	0.00	0.00	0.00	0.00
11	0.00	0.00	0.00	0.00	0.00	0.00	0.00	0.00	0.00	0.00	0.00	0.00	0.00	0.00	0.00	0.00	0.00	0.00	0.00	0.00	0.00	0.00	0.00	0.00	0.00	0.00
12	0.00	0.00	0.00	0.00	0.00	0.00	0.00	0.00	0.00	0.00	0.00	0.00	0.00	0.00	0.00	0.00	0.00	0.00	0.00	0.00	0.00	0.00	0.00	0.00	0.00	0.00
13	0.00	0.00	0.00	0.00	0.00	0.00	0.00	0.00	0.00	0.00	0.00	0.00	0.00	0.00	0.00	0.00	0.00	0.00	0.00	0.00	0.00	0.00	0.00	0.00	0.00	0.00
14	0.00	0.00	0.00	0.00	0.00	0.00	0.00	0.00	0.00	0.00	0.00	0.00	0.00	0.00	0.00	0.00	0.00	0.00	0.00	0.00	0.00	0.00	0.00	0.00	0.00	0.00
15	0.00	0.00	0.00	0.00	0.00	0.00	0.00	0.00	0.00	0.00	0.00	0.00	0.00	0.00	0.00	0.00	0.00	0.00	0.00	0.00	0.00	0.00	0.00	0.00	0.00	0.00
16	0.00	0.00	0.00	0.00	0.00	0.00	0.00	0.00	0.00	0.00	0.00	0.00	0.00	0.00	0.00	0.00	0.00	0.00	0.00	0.00	0.00	0.00	0.00	0.00	0.00	0.00
17	0.00	0.00	0.00	0.00	0.00	0.00	0.00	0.00	0.00	0.00	0.00	0.00	0.00	0.00	0.00	0.00	0.00	0.00	0.00	0.00	0.00	0.00	0.00	0.00	0.00	0.00
18	0.00	0.00	0.00	0.00	0.00	0.00	0.00	0.00	0.00	0.00	0.00	0.00	0.00	0.00	0.00	0.00	0.00	0.00	0.00	0.00	0.00	0.00	0.00	0.00	0.00	0.00
19	0.00	0.00	0.00	0.00	0.00	0.00	0.00	0.00	0.00	0.00	0.00	0.00	0.00	0.00	0.00	0.00	0.00	0.00	0.00	0.00	0.00	0.00	0.00	0.00	0.00	0.00
20	0.00	0.00	0.00	0.00	0.00	0.00	0.00	0.00	0.00	0.00	0.00	0.00	0.00	0.00	0.00	0.00	0.00	0.00	0.00	0.00	0.00	0.00	0.00	0.00	0.00	0.00
21	0.00	0.00	0.00	0.00	0.00	0.00	0.00	0.00	0.00	0.00	0.00	0.00	0.00	0.00	0.00	0.00	0.00	0.00	0.00	0.00	0.00	0.00	0.00	0.00	0.00	0.00
22	0.00	0.00	0.00	0.00	0.00	0.00	0.00	0.00	0.00	0.00	0.00	0.00	0.00	0.00	0.00	0.00	0.00	0.00	0.00	0.00	0.00	0.00	0.00	0.00	0.00	0.00
23	0.00	0.00	0.00	0.00	0.00	0.00	0.00	0.00	0.00	0.00	0.00	0.00	0.00	0.00	0.00	0.00	0.00	0.00	0.00	0.00	0.00	0.00	0.00	0.00	0.00	0.00
24	0.00	0.00	0.00	0.00	0.00	0.00	0.00	0.00	0.00	0.00	0.00	0.00	0.00	0.00	0.00	0.00	0.00	0.00	0.00	0.00	0.00	0.00	0.00	0.00	0.00	0.00
25	0.00	0.00	0.00	0.00	0.00	0.00	0.00	0.00	0.00	0.00	0.00	0.00	0.00	0.00	0.00	0.00	0.00	0.00	0.00	0.00	0.00	0.00	0.00	0.00	0.00	0.00
26	0.00	0.00	0.00	0.00	0.00	0.00	0.00	0.00	0.00	0.00	0.00	0.00	0.00	0.00	0.00	0.00	0.00	0.00	0.00	0.00	0.00	0.00	0.00	0.00	0.00	0.00
27	0.00	0.00	0.00	0.00	0.00	0.00	0.00	0.00	0.00	0.00	0.00	0.00	0.00	0.00	0.00	0.00	0.00	0.00	0.00	0.00	0.00	0.00	0.00	0.00	0.00	0.00
28	0.00	0.00	0.00	0.00	0.00	0.00	0.00	0.00	0.00	0.00	0.00	0.00	0.00	0.00	0.00	0.00	0.00	0.00	0.00	0.00	0.00	0.00	0.00	0.00	0.00	0.00
29	0.00	0.00	0.00	0.00	0.00	0.00	0.00	0.00	0.00	0.00	0.00	0.00	0.00	0.00	0.00	0.00	0.00	0.00	0.00	0.00	0.00	0.00	0.00	0.00	0.00	0.00
30	0.00	0.00	0.00	0.00	0.00	0.00	0.00	0.00	0.00	0.00	0.00	0.00	0.00	0.00	0.00	0.00	0.00	0.00	0.00	0.00	0.00	0.00	0.00	0.00	0.00	0.00

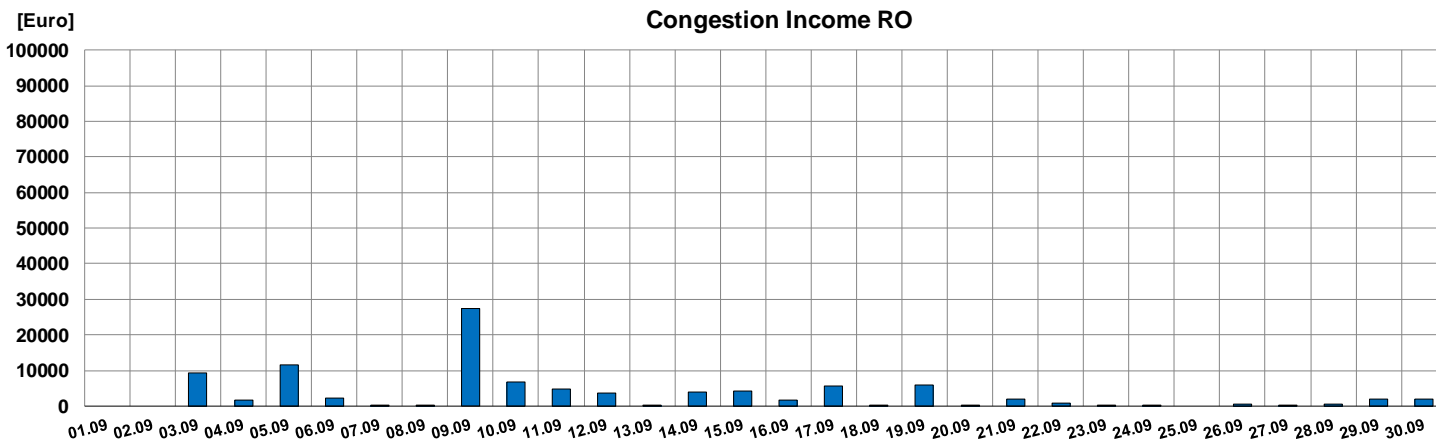
Serbia September 2022

Note: Between 30.08 – 02.09.2022, the 400 kV OHL Porțile de Fier – Djerdap was out of operation (planned works) and the available capacity on the Serbian border was zero.



Market for Allocation of Cross-Border Capacities

Daily Explicit Allocation on Romanian – Serbian border



Day	Congestion Income border RO-RS [Euro]	Congestion Income RO [Euro]
01.09	0	0
02.09	0	0
03.09	18 636	9 318
04.09	3 582	1 791
05.09	22 959	11 479
06.09	4 731	2 365
07.09	346	173
08.09	279	140
09.09	54 790	27 395
10.09	13 623	6 812
11.09	9 443	4 722
12.09	7 426	3 713
13.09	428	214
14.09	7 784	3 892
15.09	8 622	4 311
16.09	3 314	1 657
17.09	11 338	5 669
18.09	343	172
19.09	11 809	5 904
20.09	196	98
21.09	4 010	2 005
22.09	1 680	840
23.09	554	277
24.09	508	254
25.09	0	0
26.09	975	488
27.09	501	251
28.09	1 212	606
29.09	3 741	1 870
30.09	3 859	1 930
Total	196 690	98 345

Daily Auctions Income [Euro]		UIOSI Remuneration [Euro]	
RO-RS	RS-RO	RO-RS	RS-RO
196 690	0	196 689	0
196 690		196 689	

TSOs Income (Z-R) [Euro]	RO TSO Income (Z-R) [Euro]
1.8	0.9

Note: Between 30.08 – 02.09.2022, the 400 kV OHL Porțile de Fier – Djerdap was out of operation (planned works) and the available capacity on the Serbian border was zero.

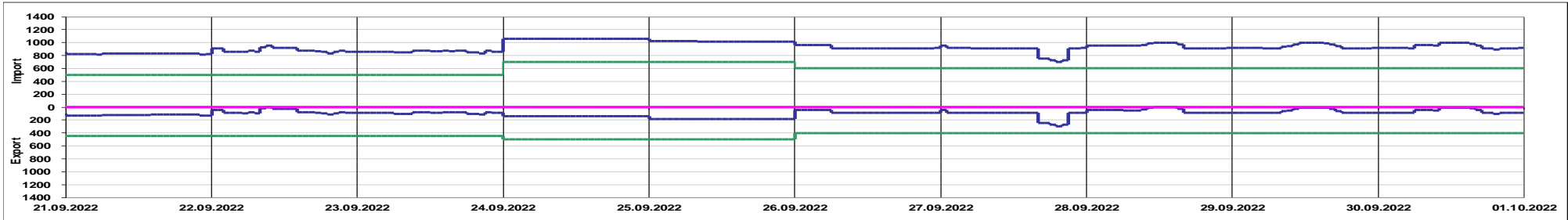
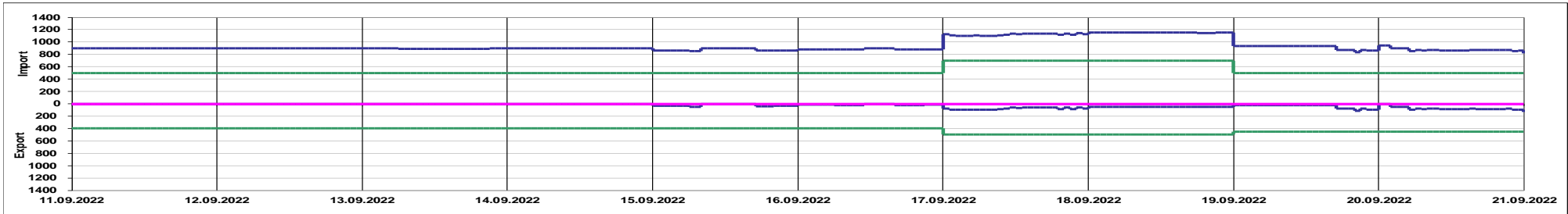
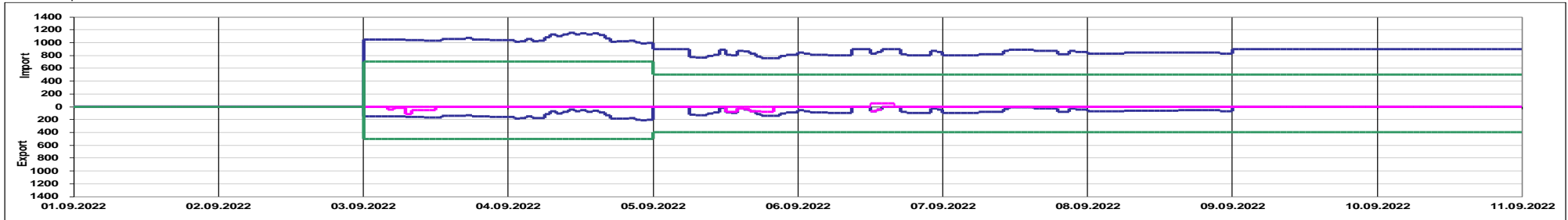


Transelectrica®
Societate Administrată în Sistem Dualist

Market for Allocation of Cross-Border Capacities

Intraday Explicit Auctions on Romanian – Serbian border

Serbia September 2022



Offered Capacity on Intraday Auction [MW]

Allocated Capacity on Intraday Auction [MW]

Net Transfer Capacity (NTC) [MW]

Note: Between 30.08 – 02.09.2022, the 400 kV OHL Porțile de Fier – Djerdap was out of operation (planned works) and the available capacity on the Serbian border was zero.

Public



Transelectrica®
Societate Administrată în Sistem Dualist

Market for Allocation of Cross-Border Capacities

Intraday Explicit Auctions on Romanian – Serbian border

Auction Price [Euro/MWh] - Export

Day	1	2	3	4	5	6	7	8	9	10	11	12	13	14	15	16	17	18	19	20	21	22	23	24	Max
1	-	-	-	-	-	-	-	-	-	-	-	-	-	-	-	-	-	-	-	-	-	-	-	-	0.00
2	-	-	-	-	-	-	-	-	-	-	-	-	-	-	-	-	-	-	-	-	-	-	-	-	0.00
3	0.00	0.00	0.00	0.00	0.00	0.00	0.00	0.00	0.00	0.00	0.00	0.00	0.00	0.00	0.00	0.00	0.00	0.00	0.00	0.00	0.00	0.00	0.00	0.00	0.00
4	0.00	0.00	0.00	0.00	0.00	0.00	0.00	0.00	0.00	0.00	0.00	0.00	0.00	0.00	0.00	0.00	0.00	0.00	0.00	0.00	0.00	0.00	0.00	0.00	0.00
5	-	-	-	-	-	-	0.00	0.00	0.00	0.00	0.00	0.00	0.00	0.00	0.00	0.00	0.00	0.00	0.00	0.00	0.00	0.00	0.00	0.00	0.00
6	0.00	0.00	0.00	0.00	0.00	0.00	0.00	0.00	0.00	-	-	3.00	5.00	-	-	0.00	0.00	0.00	0.00	0.00	0.00	0.00	0.00	0.00	5.00
7	0.00	0.00	0.00	0.00	0.00	0.00	0.00	0.00	0.00	0.00	0.00	0.00	0.00	0.00	0.00	0.00	0.00	0.00	0.00	0.00	0.00	0.00	0.00	0.00	0.00
8	0.00	0.00	0.00	0.00	0.00	0.00	0.00	0.00	0.00	0.00	0.00	0.00	0.00	0.00	0.00	0.00	0.00	0.00	0.00	0.00	0.00	0.00	0.00	0.00	0.00
9	-	-	-	-	-	-	-	-	-	-	-	-	-	-	-	-	-	-	-	-	-	-	-	-	0.00
10	-	-	-	-	-	-	-	-	-	-	-	-	-	-	-	-	-	-	-	-	-	-	-	-	0.00
11	-	-	-	-	-	-	-	-	-	-	-	-	-	-	-	-	-	-	-	-	-	-	-	-	0.00
12	-	-	-	-	-	-	-	-	-	-	-	-	-	-	-	-	-	-	-	-	-	-	-	-	0.00
13	0.00	0.00	0.00	0.00	0.00	0.00	0.00	0.00	0.00	0.00	0.00	0.00	0.00	0.00	0.00	0.00	0.00	0.00	0.00	0.00	0.00	0.00	0.00	0.00	0.00
14	-	-	-	-	-	-	-	-	-	-	-	-	-	-	-	-	-	-	-	-	-	-	-	-	0.00
15	0.00	0.00	0.00	0.00	0.00	0.00	0.00	0.00	-	-	-	-	-	-	-	-	-	0.00	0.00	0.00	0.00	0.00	0.00	0.00	0.00
16	0.00	0.00	0.00	0.00	0.00	0.00	0.00	0.00	0.00	0.00	0.00	-	-	-	-	-	0.00	0.00	0.00	0.00	0.00	0.00	0.00	0.00	0.00
17	0.00	0.00	0.00	0.00	0.00	0.00	0.00	0.00	0.00	0.00	0.00	0.00	0.00	0.00	0.00	0.00	0.00	0.00	0.00	0.00	0.00	0.00	0.00	0.00	0.00
18	0.00	0.00	0.00	0.00	0.00	0.00	0.00	0.00	0.00	0.00	0.00	0.00	0.00	0.00	0.00	0.00	0.00	0.00	0.00	0.00	0.00	0.00	0.00	0.00	0.00
19	0.00	0.00	0.00	0.00	0.00	0.00	0.00	0.00	0.00	0.00	0.00	0.00	0.00	0.00	0.00	0.00	0.00	0.00	0.00	0.00	0.00	0.00	0.00	0.00	0.00
20	0.00	0.00	0.00	0.00	0.00	0.00	0.00	0.00	0.00	0.00	0.00	0.00	0.00	0.00	0.00	0.00	0.00	0.00	0.00	0.00	0.00	0.00	0.00	0.00	0.00
21	0.00	0.00	0.00	0.00	0.00	0.00	0.00	0.00	0.00	0.00	0.00	0.00	0.00	0.00	0.00	0.00	0.00	0.00	0.00	0.00	0.00	0.00	0.00	0.00	0.00
22	0.00	0.00	0.00	0.00	0.00	0.00	0.00	0.00	0.00	-	0.00	0.00	0.00	0.00	0.00	0.00	0.00	0.00	0.00	0.00	0.00	0.00	0.00	0.00	0.00
23	0.00	0.00	0.00	0.00	0.00	0.00	0.00	0.00	0.00	0.00	0.00	0.00	0.00	0.00	0.00	0.00	0.00	0.00	0.00	0.00	0.00	0.00	0.00	0.00	0.00
24	0.00	0.00	0.00	0.00	0.00	0.00	0.00	0.00	0.00	0.00	0.00	0.00	0.00	0.00	0.00	0.00	0.00	0.00	0.00	0.00	0.00	0.00	0.00	0.00	0.00
25	0.00	0.00	0.00	0.00	0.00	0.00	0.00	0.00	0.00	0.00	0.00	0.00	0.00	0.00	0.00	0.00	0.00	0.00	0.00	0.00	0.00	0.00	0.00	0.00	0.00
26	0.00	0.00	0.00	0.00	0.00	0.00	0.00	0.00	0.00	0.00	0.00	0.00	0.00	0.00	0.00	0.00	0.00	0.00	0.00	0.00	0.00	0.00	0.00	0.00	0.00
27	0.00	0.00	0.00	0.00	0.00	0.00	0.00	0.00	0.00	0.00	0.00	0.00	0.00	0.00	0.00	0.00	0.00	0.00	0.00	0.00	0.00	0.00	0.00	0.00	0.00
28	0.00	0.00	0.00	0.00	0.00	0.00	0.00	0.00	0.00	0.00	0.00	-	-	-	-	0.00	0.00	0.00	0.00	0.00	0.00	0.00	0.00	0.00	0.00
29	0.00	0.00	0.00	0.00	0.00	0.00	0.00	0.00	0.00	0.00	0.00	0.00	0.00	0.00	0.00	0.00	0.00	0.00	0.00	0.00	0.00	0.00	0.00	0.00	0.00
30	0.00	0.00	0.00	0.00	0.00	0.00	0.00	0.00	0.00	0.00	0.00	0.00	0.00	0.00	0.00	0.00	0.00	0.00	0.00	0.00	0.00	0.00	0.00	0.00	0.00

Serbia September 2022

Note: Between 30.08 – 02.09.2022, the 400 kV OHL Porțile de Fier – Djerdap was out of operation (planned works) and the available capacity on the Serbian border was zero.

Public

Market for Allocation of Cross-Border Capacities

Intraday Explicit Auctions on Romanian – Serbian border



Auction Price [Euro/MWh] - Import

Day	1	2	3	4	5	6	7	8	9	10	11	12	13	14	15	16	17	18	19	20	21	22	23	24	Max	
1	-	-	-	-	-	-	-	-	-	-	-	-	-	-	-	-	-	-	-	-	-	-	-	-	0.00	
2	-	-	-	-	-	-	-	-	-	-	-	-	-	-	-	-	-	-	-	-	-	-	-	-	-	0.00
3	0.00	0.00	0.00	0.00	0.00	0.00	0.00	0.00	0.00	0.00	0.00	0.00	0.00	0.00	0.00	0.00	0.00	0.00	0.00	0.00	0.00	0.00	0.00	0.00	0.00	0.00
4	0.00	0.00	0.00	0.00	0.00	0.00	0.00	0.00	0.00	0.00	0.00	0.00	0.00	0.00	0.00	0.00	0.00	0.00	0.00	0.00	0.00	0.00	0.00	0.00	0.00	0.00
5	0.00	0.00	0.00	0.00	0.00	0.00	0.00	0.00	0.00	0.00	0.00	0.00	0.00	0.00	0.00	0.00	0.00	0.00	0.00	0.00	0.00	0.00	0.00	0.00	0.00	0.00
6	0.00	0.00	0.00	0.00	0.00	0.00	0.00	0.00	0.00	0.00	0.00	0.00	0.00	0.00	0.00	0.00	0.00	0.00	0.00	0.00	0.00	0.00	0.00	0.00	0.00	0.00
7	0.00	0.00	0.00	0.00	0.00	0.00	0.00	0.00	0.00	0.00	0.00	0.00	0.00	0.00	0.00	0.00	0.00	0.00	0.00	0.00	0.00	0.00	0.00	0.00	0.00	0.00
8	0.00	0.00	0.00	0.00	0.00	0.00	0.00	0.00	0.00	0.00	0.00	0.00	0.00	0.00	0.00	0.00	0.00	0.00	0.00	0.00	0.00	0.00	0.00	0.00	0.00	0.00
9	0.00	0.00	0.00	0.00	0.00	0.00	0.00	0.00	0.00	0.00	0.00	0.00	0.00	0.00	0.00	0.00	0.00	0.00	0.00	0.00	0.00	0.00	0.00	0.00	0.00	0.00
10	0.00	0.00	0.00	0.00	0.00	0.00	0.00	0.00	0.00	0.00	0.00	0.00	0.00	0.00	0.00	0.00	0.00	0.00	0.00	0.00	0.00	0.00	0.00	0.00	0.00	0.00
11	0.00	0.00	0.00	0.00	0.00	0.00	0.00	0.00	0.00	0.00	0.00	0.00	0.00	0.00	0.00	0.00	0.00	0.00	0.00	0.00	0.00	0.00	0.00	0.00	0.00	0.00
12	0.00	0.00	0.00	0.00	0.00	0.00	0.00	0.00	0.00	0.00	0.00	0.00	0.00	0.00	0.00	0.00	0.00	0.00	0.00	0.00	0.00	0.00	0.00	0.00	0.00	0.00
13	0.00	0.00	0.00	0.00	0.00	0.00	0.00	0.00	0.00	0.00	0.00	0.00	0.00	0.00	0.00	0.00	0.00	0.00	0.00	0.00	0.00	0.00	0.00	0.00	0.00	0.00
14	0.00	0.00	0.00	0.00	0.00	0.00	0.00	0.00	0.00	0.00	0.00	0.00	0.00	0.00	0.00	0.00	0.00	0.00	0.00	0.00	0.00	0.00	0.00	0.00	0.00	0.00
15	0.00	0.00	0.00	0.00	0.00	0.00	0.00	0.00	0.00	0.00	0.00	0.00	0.00	0.00	0.00	0.00	0.00	0.00	0.00	0.00	0.00	0.00	0.00	0.00	0.00	0.00
16	0.00	0.00	0.00	0.00	0.00	0.00	0.00	0.00	0.00	0.00	0.00	0.00	0.00	0.00	0.00	0.00	0.00	0.00	0.00	0.00	0.00	0.00	0.00	0.00	0.00	0.00
17	0.00	0.00	0.00	0.00	0.00	0.00	0.00	0.00	0.00	0.00	0.00	0.00	0.00	0.00	0.00	0.00	0.00	0.00	0.00	0.00	0.00	0.00	0.00	0.00	0.00	0.00
18	0.00	0.00	0.00	0.00	0.00	0.00	0.00	0.00	0.00	0.00	0.00	0.00	0.00	0.00	0.00	0.00	0.00	0.00	0.00	0.00	0.00	0.00	0.00	0.00	0.00	0.00
19	0.00	0.00	0.00	0.00	0.00	0.00	0.00	0.00	0.00	0.00	0.00	0.00	0.00	0.00	0.00	0.00	0.00	0.00	0.00	0.00	0.00	0.00	0.00	0.00	0.00	0.00
20	0.00	0.00	0.00	0.00	0.00	0.00	0.00	0.00	0.00	0.00	0.00	0.00	0.00	0.00	0.00	0.00	0.00	0.00	0.00	0.00	0.00	0.00	0.00	0.00	0.00	0.00
21	0.00	0.00	0.00	0.00	0.00	0.00	0.00	0.00	0.00	0.00	0.00	0.00	0.00	0.00	0.00	0.00	0.00	0.00	0.00	0.00	0.00	0.00	0.00	0.00	0.00	0.00
22	0.00	0.00	0.00	0.00	0.00	0.00	0.00	0.00	0.00	0.00	0.00	0.00	0.00	0.00	0.00	0.00	0.00	0.00	0.00	0.00	0.00	0.00	0.00	0.00	0.00	0.00
23	0.00	0.00	0.00	0.00	0.00	0.00	0.00	0.00	0.00	0.00	0.00	0.00	0.00	0.00	0.00	0.00	0.00	0.00	0.00	0.00	0.00	0.00	0.00	0.00	0.00	0.00
24	0.00	0.00	0.00	0.00	0.00	0.00	0.00	0.00	0.00	0.00	0.00	0.00	0.00	0.00	0.00	0.00	0.00	0.00	0.00	0.00	0.00	0.00	0.00	0.00	0.00	0.00
25	0.00	0.00	0.00	0.00	0.00	0.00	0.00	0.00	0.00	0.00	0.00	0.00	0.00	0.00	0.00	0.00	0.00	0.00	0.00	0.00	0.00	0.00	0.00	0.00	0.00	0.00
26	0.00	0.00	0.00	0.00	0.00	0.00	0.00	0.00	0.00	0.00	0.00	0.00	0.00	0.00	0.00	0.00	0.00	0.00	0.00	0.00	0.00	0.00	0.00	0.00	0.00	0.00
27	0.00	0.00	0.00	0.00	0.00	0.00	0.00	0.00	0.00	0.00	0.00	0.00	0.00	0.00	0.00	0.00	0.00	0.00	0.00	0.00	0.00	0.00	0.00	0.00	0.00	0.00
28	0.00	0.00	0.00	0.00	0.00	0.00	0.00	0.00	0.00	0.00	0.00	0.00	0.00	0.00	0.00	0.00	0.00	0.00	0.00	0.00	0.00	0.00	0.00	0.00	0.00	0.00
29	0.00	0.00	0.00	0.00	0.00	0.00	0.00	0.00	0.00	0.00	0.00	0.00	0.00	0.00	0.00	0.00	0.00	0.00	0.00	0.00	0.00	0.00	0.00	0.00	0.00	0.00
30	0.00	0.00	0.00	0.00	0.00	0.00	0.00	0.00	0.00	0.00	0.00	0.00	0.00	0.00	0.00	0.00	0.00	0.00	0.00	0.00	0.00	0.00	0.00	0.00	0.00	0.00

Serbia September 2022

Note: Between 30.08 – 02.09.2022, the 400 kV OHL Porțile de Fier – Djerdap was out of operation (planned works) and the available capacity on the Serbian border was zero.

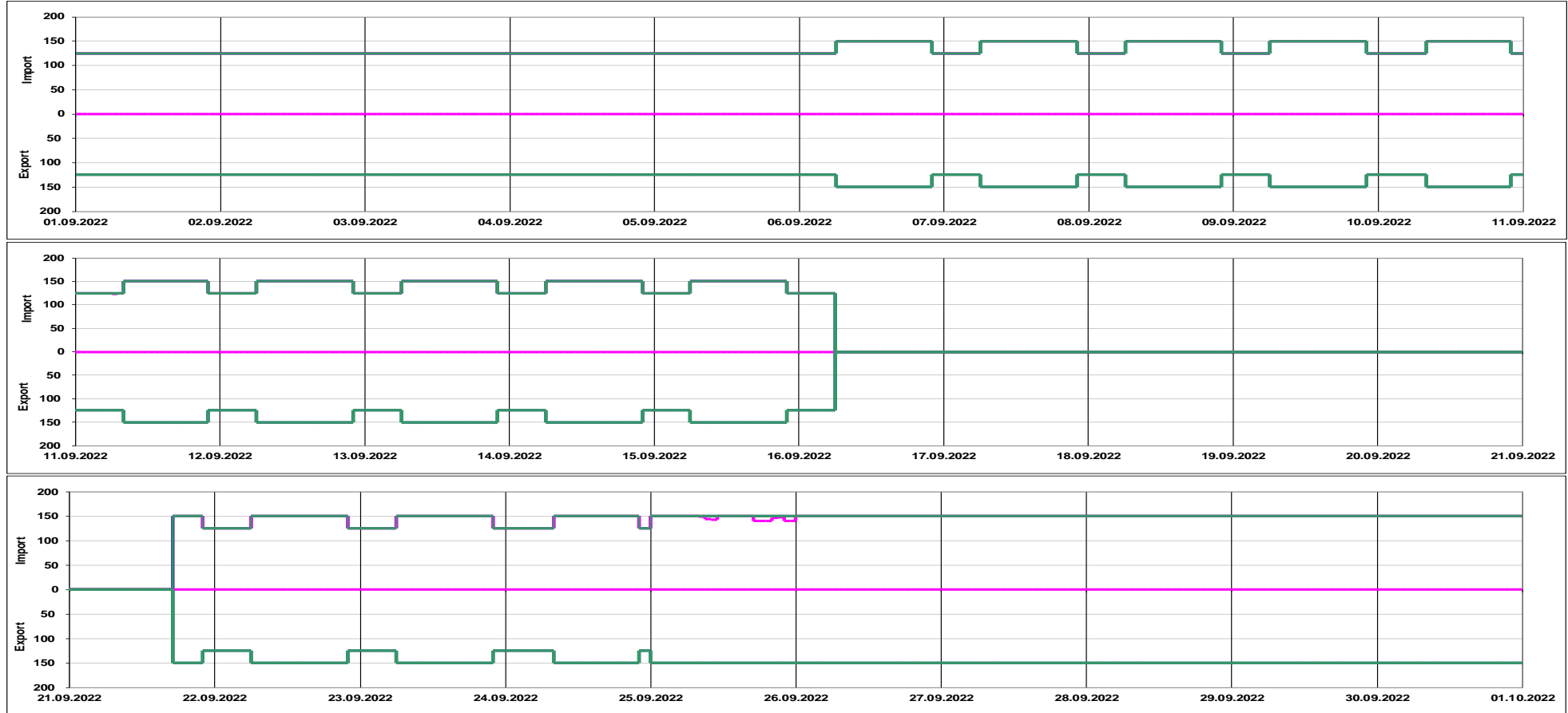


Transelectrica®
Societate Administrată în Sistem Dualist

Market for Allocation of Cross-Border Capacities

Daily Explicit Auctions on Romanian – Ukrainian border

Ukraine September 2022



Offered Capacity on Daily Auction [MW]

Allocated Capacity on Daily Auction [MW]

Net Transfer Capacity (NTC) [MW]

Note: Between 16.09.2022, time interval 7 CET – 21.09.2022, the 400 kV OHL Roșiori – Mukachevo was out of operation (planned maintenance), so transfer capacity was not available on the Ukrainian border.

Market for Allocation of Cross-Border Capacities

Daily Explicit Auctions on Romanian – Ukrainian border



Auction Price [Euro/MWh] – Export

Day	1	2	3	4	5	6	7	8	9	10	11	12	13	14	15	16	17	18	19	20	21	22	23	24	Max	
1	0.00	0.00	0.00	0.00	0.00	0.00	0.00	0.00	0.00	0.00	0.00	0.00	0.00	0.00	0.00	0.00	0.00	0.00	0.00	0.00	0.00	0.00	0.00	0.00	0.00	0.00
2	0.00	0.00	0.00	0.00	0.00	0.00	0.00	0.00	0.00	0.00	0.00	0.00	0.00	0.00	0.00	0.00	0.00	0.00	0.00	0.00	0.00	0.00	0.00	0.00	0.00	0.00
3	0.00	0.00	0.00	0.00	0.00	0.00	0.00	0.00	0.00	0.00	0.00	0.00	0.00	0.00	0.00	0.00	0.00	0.00	0.00	0.00	0.00	0.00	0.00	0.00	0.00	0.00
4	0.00	0.00	0.00	0.00	0.00	0.00	0.00	0.00	0.00	0.00	0.00	0.00	0.00	0.00	0.00	0.00	0.00	0.00	0.00	0.00	0.00	0.00	0.00	0.00	0.00	0.00
5	0.00	0.00	0.00	0.00	0.00	0.00	0.00	0.00	0.00	0.00	0.00	0.00	0.00	0.00	0.00	0.00	0.00	0.00	0.00	0.00	0.00	0.00	0.00	0.00	0.00	0.00
6	0.00	0.00	0.00	0.00	0.00	0.00	0.00	0.00	0.00	0.00	0.00	0.00	0.00	0.00	0.00	0.00	0.00	0.00	0.00	0.00	0.00	0.00	0.00	0.00	0.00	0.00
7	0.00	0.00	0.00	0.00	0.00	0.00	0.00	0.00	0.00	0.00	0.00	0.00	0.00	0.00	0.00	0.00	0.00	0.00	0.00	0.00	0.00	0.00	0.00	0.00	0.00	0.00
8	0.00	0.00	0.00	0.00	0.00	0.00	0.00	0.00	0.00	0.00	0.00	0.00	0.00	0.00	0.00	0.00	0.00	0.00	0.00	0.00	0.00	0.00	0.00	0.00	0.00	0.00
9	0.00	0.00	0.00	0.00	0.00	0.00	0.00	0.00	0.00	0.00	0.00	0.00	0.00	0.00	0.00	0.00	0.00	0.00	0.00	0.00	0.00	0.00	0.00	0.00	0.00	0.00
10	0.00	0.00	0.00	0.00	0.00	0.00	0.00	0.00	0.00	0.00	0.00	0.00	0.00	0.00	0.00	0.00	0.00	0.00	0.00	0.00	0.00	0.00	0.00	0.00	0.00	0.00
11	0.00	0.00	0.00	0.00	0.00	0.00	0.00	0.00	0.00	0.00	0.00	0.00	0.00	0.00	0.00	0.00	0.00	0.00	0.00	0.00	0.00	0.00	0.00	0.00	0.00	0.00
12	0.00	0.00	0.00	0.00	0.00	0.00	0.00	0.00	0.00	0.00	0.00	0.00	0.00	0.00	0.00	0.00	0.00	0.00	0.00	0.00	0.00	0.00	0.00	0.00	0.00	0.00
13	0.00	0.00	0.00	0.00	0.00	0.00	0.00	0.00	0.00	0.00	0.00	0.00	0.00	0.00	0.00	0.00	0.00	0.00	0.00	0.00	0.00	0.00	0.00	0.00	0.00	0.00
14	0.00	0.00	0.00	0.00	0.00	0.00	0.00	0.00	0.00	0.00	0.00	0.00	0.00	0.00	0.00	0.00	0.00	0.00	0.00	0.00	0.00	0.00	0.00	0.00	0.00	0.00
15	0.00	0.00	0.00	0.00	0.00	0.00	0.00	0.00	0.00	0.00	0.00	0.00	0.00	0.00	0.00	0.00	0.00	0.00	0.00	0.00	0.00	0.00	0.00	0.00	0.00	0.00
16	0.00	0.00	0.00	0.00	0.00	0.00	-	-	-	-	-	-	-	-	-	-	-	-	-	-	-	-	-	-	-	0.00
17	-	-	-	-	-	-	-	-	-	-	-	-	-	-	-	-	-	-	-	-	-	-	-	-	-	0.00
18	-	-	-	-	-	-	-	-	-	-	-	-	-	-	-	-	-	-	-	-	-	-	-	-	-	0.00
19	-	-	-	-	-	-	-	-	-	-	-	-	-	-	-	-	-	-	-	-	-	-	-	-	-	0.00
20	-	-	-	-	-	-	-	-	-	-	-	-	-	-	-	-	-	-	-	-	-	-	-	-	-	0.00
21	-	-	-	-	-	-	-	-	-	-	-	-	-	-	-	-	-	0.00	0.00	0.00	0.00	0.00	0.00	0.00	0.00	0.00
22	0.00	0.00	0.00	0.00	0.00	0.00	0.00	0.00	0.00	0.00	0.00	0.00	0.00	0.00	0.00	0.00	0.00	0.00	0.00	0.00	0.00	0.00	0.00	0.00	0.00	0.00
23	0.00	0.00	0.00	0.00	0.00	0.00	0.00	0.00	0.00	0.00	0.00	0.00	0.00	0.00	0.00	0.00	0.00	0.00	0.00	0.00	0.00	0.00	0.00	0.00	0.00	0.00
24	0.00	0.00	0.00	0.00	0.00	0.00	0.00	0.00	0.00	0.00	0.00	0.00	0.00	0.00	0.00	0.00	0.00	0.00	0.00	0.00	0.00	0.00	0.00	0.00	0.00	0.00
25	0.00	0.00	0.00	0.00	0.00	0.00	0.00	0.00	0.00	0.00	0.00	0.00	0.00	0.00	0.00	0.00	0.00	0.00	0.00	0.00	0.00	0.00	0.00	0.00	0.00	0.00
26	0.00	0.00	0.00	0.00	0.00	0.00	0.00	0.00	0.00	0.00	0.00	0.00	0.00	0.00	0.00	0.00	0.00	0.00	0.00	0.00	0.00	0.00	0.00	0.00	0.00	0.00
27	0.00	0.00	0.00	0.00	0.00	0.00	0.00	0.00	0.00	0.00	0.00	0.00	0.00	0.00	0.00	0.00	0.00	0.00	0.00	0.00	0.00	0.00	0.00	0.00	0.00	0.00
28	0.00	0.00	0.00	0.00	0.00	0.00	0.00	0.00	0.00	0.00	0.00	0.00	0.00	0.00	0.00	0.00	0.00	0.00	0.00	0.00	0.00	0.00	0.00	0.00	0.00	0.00
29	0.00	0.00	0.00	0.00	0.00	0.00	0.00	0.00	0.00	0.00	0.00	0.00	0.00	0.00	0.00	0.00	0.00	0.00	0.00	0.00	0.00	0.00	0.00	0.00	0.00	0.00
30	0.00	0.00	0.00	0.00	0.00	0.00	0.00	0.00	0.00	0.00	0.00	0.00	0.00	0.00	0.00	0.00	0.00	0.00	0.00	0.00	0.00	0.00	0.00	0.00	0.00	0.00

Ukraine

September 2022

Note: the values represent the results of daily auctions organized by the Romanian TSO. Between 16.09.2022, time interval 7 CET – 21.09.2022, the 400 kV OHL Roșiori – Mukachevo was out of operation (planned maintenance), so transfer capacity was not available on the Ukrainian border.

Market for Allocation of Cross-Border Capacities

Daily Explicit Auctions on Romanian – Ukrainian border



Auction Price [Euro/MWh] – Import

Day	1	2	3	4	5	6	7	8	9	10	11	12	13	14	15	16	17	18	19	20	21	22	23	24	Max	
1	0.00	0.00	0.00	0.00	0.00	0.00	0.00	0.00	0.00	0.00	0.00	0.00	0.00	0.00	0.00	0.00	0.00	0.00	0.00	0.00	0.00	0.00	0.00	0.00	0.00	0.00
2	0.00	0.00	0.00	0.00	0.00	0.00	0.00	0.00	0.00	0.00	0.00	0.00	0.00	0.00	0.00	0.00	0.00	0.00	0.00	0.00	0.00	0.00	0.00	0.00	0.00	0.00
3	0.00	0.00	0.00	0.00	0.00	0.00	0.00	0.00	0.00	0.00	0.00	0.00	0.00	0.00	0.00	0.00	0.00	0.00	0.00	0.00	0.00	0.00	0.00	0.00	0.00	0.00
4	0.00	0.00	0.00	0.00	0.00	0.00	0.00	0.00	0.00	0.00	0.00	0.00	0.00	0.00	0.00	0.00	0.00	0.00	0.00	0.00	0.00	0.00	0.00	0.00	0.00	0.00
5	0.00	0.00	0.00	0.00	0.00	0.00	0.00	0.00	0.00	0.00	0.00	0.00	0.00	0.00	0.00	0.00	0.00	0.00	0.00	0.00	0.00	0.00	0.00	0.00	0.00	0.00
6	0.00	0.00	0.00	0.00	0.00	0.00	0.00	0.00	0.00	0.00	0.00	0.00	0.00	0.00	0.00	0.00	0.00	0.00	0.00	0.00	0.00	0.00	0.00	0.00	0.00	0.00
7	0.00	0.00	0.00	0.00	0.00	0.00	0.00	0.00	0.00	0.00	0.00	0.00	0.00	0.00	0.00	0.00	0.00	0.00	0.00	0.00	0.00	0.00	0.00	0.00	0.00	0.00
8	0.00	0.00	0.00	0.00	0.00	0.00	0.00	0.00	0.00	0.00	0.00	0.00	0.00	0.00	0.00	0.00	0.00	0.00	0.00	0.00	0.00	0.00	0.00	0.00	0.00	0.00
9	0.00	0.00	0.00	0.00	0.00	0.00	0.00	0.00	0.00	0.00	0.00	0.00	0.00	0.00	0.00	0.00	0.00	0.00	0.00	0.00	0.00	0.00	0.00	0.00	0.00	0.00
10	0.00	0.00	0.00	0.00	0.00	0.00	0.00	0.00	0.00	0.00	0.00	0.00	0.00	0.00	0.00	0.00	0.00	0.00	0.00	0.00	0.00	0.00	0.00	0.00	0.00	0.00
11	0.00	0.00	0.00	0.00	0.00	0.00	0.00	0.00	0.00	0.00	0.00	0.00	0.00	0.00	0.00	0.00	0.00	0.00	0.00	0.00	0.00	0.00	0.00	0.00	0.00	0.00
12	0.00	0.00	0.00	0.00	0.00	0.00	0.00	0.00	0.00	0.00	0.00	0.00	0.00	0.00	0.00	0.00	0.00	0.00	0.00	0.00	0.00	0.00	0.00	0.00	0.00	0.00
13	0.00	0.00	0.00	0.00	0.00	0.00	0.00	0.00	0.00	0.00	0.00	0.00	0.00	0.00	0.00	0.00	0.00	0.00	0.00	0.00	0.00	0.00	0.00	0.00	0.00	0.00
14	0.00	0.00	0.00	0.00	0.00	0.00	0.00	0.00	0.00	0.00	0.00	0.00	0.00	0.00	0.00	0.00	0.00	0.00	0.00	0.00	0.00	0.00	0.00	0.00	0.00	0.00
15	0.00	0.00	0.00	0.00	0.00	0.00	0.00	0.00	0.00	0.00	0.00	0.00	0.00	0.00	0.00	0.00	0.00	0.00	0.00	0.00	0.00	0.00	0.00	0.00	0.00	0.00
16	0.00	0.00	0.00	0.00	0.00	0.00	-	-	-	-	-	-	-	-	-	-	-	-	-	-	-	-	-	-	-	0.00
17	-	-	-	-	-	-	-	-	-	-	-	-	-	-	-	-	-	-	-	-	-	-	-	-	-	0.00
18	-	-	-	-	-	-	-	-	-	-	-	-	-	-	-	-	-	-	-	-	-	-	-	-	-	0.00
19	-	-	-	-	-	-	-	-	-	-	-	-	-	-	-	-	-	-	-	-	-	-	-	-	-	0.00
20	-	-	-	-	-	-	-	-	-	-	-	-	-	-	-	-	-	-	-	-	-	-	-	-	-	0.00
21	-	-	-	-	-	-	-	-	-	-	-	-	-	-	-	-	-	0.00	0.00	0.00	0.00	0.00	0.00	0.00	0.00	0.00
22	0.00	0.00	0.00	0.00	0.00	0.00	0.00	0.00	0.00	0.00	0.00	0.00	0.00	0.00	0.00	0.00	0.00	0.00	0.00	0.00	0.00	0.00	0.00	0.00	0.00	0.00
23	0.00	0.00	0.00	0.00	0.00	0.00	0.00	0.00	0.00	0.00	0.00	0.00	0.00	0.00	0.00	0.00	0.00	0.00	0.00	0.00	0.00	0.00	0.00	0.00	0.00	0.00
24	60.00	60.00	60.00	60.00	60.00	85.00	60.00	60.00	0.00	0.00	0.00	0.00	0.00	0.00	0.00	0.00	0.00	0.00	0.00	0.00	0.00	0.00	0.00	85.00	85.00	85.00
25	0.00	0.00	0.00	0.00	0.00	0.00	0.00	0.00	0.00	0.00	0.00	0.00	0.00	0.00	0.00	0.00	0.00	0.00	0.00	0.00	0.00	0.00	0.00	0.00	0.00	0.00
26	0.00	0.00	0.00	0.00	0.00	0.00	0.00	0.00	0.00	0.00	0.00	0.00	0.00	0.00	0.00	0.00	0.00	0.00	0.00	0.00	0.00	0.00	0.00	0.00	0.00	0.00
27	0.00	0.00	0.00	0.00	0.00	0.00	0.00	0.00	0.00	0.00	0.00	0.00	0.00	0.00	0.00	0.00	0.00	0.00	0.00	0.00	0.00	0.00	0.00	0.00	0.00	0.00
28	0.00	0.00	0.00	0.00	0.00	0.00	0.00	0.00	0.00	0.00	0.00	0.00	0.00	0.00	0.00	0.00	0.00	0.00	0.00	0.00	0.00	0.00	0.00	0.00	0.00	0.00
29	0.00	0.00	0.00	0.00	0.00	0.00	0.00	0.00	0.00	0.00	0.00	0.00	0.00	0.00	0.00	0.00	0.00	0.00	0.00	0.00	0.00	0.00	0.00	0.00	0.00	0.00
30	0.00	0.00	0.00	0.00	0.00	0.00	0.00	0.00	0.00	0.00	0.00	0.00	0.00	0.00	0.00	0.00	0.00	0.00	0.00	0.00	0.00	0.00	0.00	0.00	0.00	0.00

Ukraine September 2022

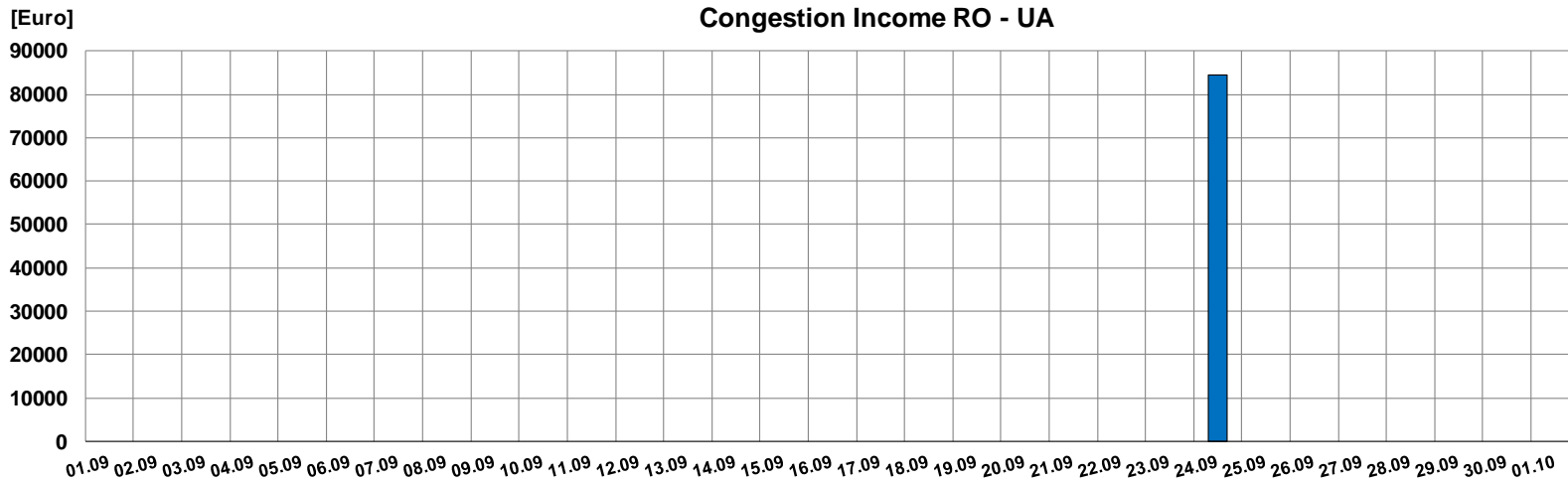
Note: the values represent the results of daily auctions organized by the Romanian TSO. Between 16.09.2022, time interval 7 CET – 21.09.2022, the 400 kV OHL Roșiori – Mukachevo was out of operation (planned maintenance), so transfer capacity was not available on the Ukrainian border.



Transelectrica®
Societate Administrată în Sistem Dualist

Market for Allocation of Cross-Border Capacities

Daily Explicit Allocation on Romanian – Ukrainian border



Day	Income for RO TSO congestion border RO-UA [Euro]
01.09	0
02.09	0
03.09	0
04.09	0
05.09	0
06.09	0
07.09	0
08.09	0
09.09	0
10.09	0
11.09	0
12.09	0
13.09	0
14.09	0
15.09	0
16.09	0
17.09	0
18.09	0
19.09	0
20.09	0
21.09	0
22.09	0
23.09	0
24.09	84 375
25.09	0
26.09	0
27.09	0
28.09	0
29.09	0
30.09	0
Total	84 375

Daily Auctions Income for RO TSO [Euro]	
RO-UA	UA-RO
0	84 375
84 375	

Note: the values represent the results of daily auctions organized by the Romanian TSO. Between 16.09.2022, time interval 7 CET – 21.09.2022, the 400 kV OHL Roșiori – Mukachevo was out of operation (planned maintenance), so transfer capacity was not available on the Ukrainian border.



Transelectrica®
Societate Administrată în Sistem Dualist

Market for Allocation of Cross-Border Capacities

Monthly Auctions Bids Statistics

September 2022		1	2	3	4	5	6	7	8	9	10	11	12	13	14	15	16	17	18	19	20	21	22	23	24	25	26	27	28	29	30
Hungary export	Number of Capacity Traders	44	44	44	44	44	44	44	44	44	44	44	44	44	44	44	44	44	44	44	44	44	44	44	44	44	44	44	44	44	44
	Number of Capacity Holders	17	17	17	17	17	17	17	17	17	17	17	17	17	17	17	17	17	17	17	17	17	17	17	17	17	17	17	17	17	17
	Number of Bids	366	366	366	366	366	366	366	366	366	366	366	366	366	366	366	366	366	366	366	366	366	366	366	366	366	366	366	366	366	366
Hungary import	Number of Capacity Traders	33	33	33	33	33	33	33	33	33	33	33	33	33	33	33	33	33	33	33	33	33	33	33	33	33	33	33	33	33	
	Number of Capacity Holders	11	11	11	11	11	11	11	11	11	11	11	11	11	11	11	11	11	11	11	11	11	11	11	11	11	11	11	11	11	
	Number of Bids	248	248	248	248	248	248	248	248	248	248	248	248	248	248	248	248	248	248	248	248	248	248	248	248	248	248	248	248	248	
Bulgaria export	Number of Capacity Traders	27	27	27	27	27	27	27	27	27	27	27	27	27	27	27	27	27	27	27	27	27	27	27	27	27	27	27	27	27	
	Number of Capacity Holders	12	12	12	12	12	12	12	12	12	12	12	12	12	12	12	12	12	12	12	12	12	12	12	12	12	12	12	12	12	
	Number of Bids	158	158	158	158	158	158	158	158	158	158	158	158	158	158	158	158	158	158	158	158	158	158	158	158	158	158	158	158	158	
Bulgaria import	Number of Capacity Traders	39	39	39	39	39	39	39	39	39	39	39	39	39	39	39	39	39	39	39	39	39	39	39	39	39	39	39	39	39	
	Number of Capacity Holders	28	28	28	28	28	28	28	28	28	28	28	28	28	28	28	28	28	28	28	28	28	28	28	28	28	28	28	28	28	
	Number of Bids	306	306	306	306	306	306	306	306	306	306	306	306	306	306	306	306	306	306	306	306	306	306	306	306	306	306	306	306	306	
Serbia export	Number of Capacity Traders	-	-	15	15	15	15	15	15	15	15	15	15	15	15	15	15	15	15	15	15	15	15	15	15	15	15	15	15	15	
	Number of Capacity Holders	-	-	9	9	3	3	3	3	3	3	3	3	3	3	3	3	9	9	7	7	7	7	7	9	9	3	3	3	3	
	Number of Bids	-	-	83	83	83	83	83	83	83	83	83	83	83	83	83	83	83	83	83	83	83	83	83	83	83	83	83	83	83	
Serbia import	Number of Capacity Traders	-	-	10	10	10	10	10	10	10	10	10	10	10	10	10	10	10	10	10	10	10	10	10	10	10	10	10	10	10	
	Number of Capacity Holders	-	-	10	10	7	7	7	7	7	7	7	7	7	7	7	7	10	10	8	8	8	8	8	10	10	9	9	9	9	
	Number of Bids	-	-	59	59	59	59	59	59	59	59	59	59	59	59	59	59	59	59	59	59	59	59	59	59	59	59	59	59	59	
Ukraine export	Number of Capacity Traders	-	-	-	-	-	-	-	-	-	-	-	-	-	-	-	-	-	-	-	-	-	-	-	-	-	-	-	-		
	Number of Capacity Holders	-	-	-	-	-	-	-	-	-	-	-	-	-	-	-	-	-	-	-	-	-	-	-	-	-	-	-	-	-	
	Number of Bids	-	-	-	-	-	-	-	-	-	-	-	-	-	-	-	-	-	-	-	-	-	-	-	-	-	-	-	-	-	
Ukraine import	Number of Capacity Traders	-	-	-	-	-	-	-	-	-	-	-	-	-	-	-	-	-	-	-	-	-	-	-	-	-	-	-	-		
	Number of Capacity Holders	-	-	-	-	-	-	-	-	-	-	-	-	-	-	-	-	-	-	-	-	-	-	-	-	-	-	-	-	-	
	Number of Bids	-	-	-	-	-	-	-	-	-	-	-	-	-	-	-	-	-	-	-	-	-	-	-	-	-	-	-	-	-	
Moldavia import RO_Cioara	Number of Capacity Traders	-	-	-	-	-	-	-	-	-	-	-	-	-	-	-	-	-	-	-	-	-	-	-	-	-	-	-	-		
	Number of Capacity Holders	-	-	-	-	-	-	-	-	-	-	-	-	-	-	-	-	-	-	-	-	-	-	-	-	-	-	-	-	-	
	Number of Bids	-	-	-	-	-	-	-	-	-	-	-	-	-	-	-	-	-	-	-	-	-	-	-	-	-	-	-	-	-	
Moldavia import RO_Costesti	Number of Capacity Traders	-	-	-	-	-	-	-	-	-	-	-	-	-	-	-	-	-	-	-	-	-	-	-	-	-	-	-	-		
	Number of Capacity Holders	-	-	-	-	-	-	-	-	-	-	-	-	-	-	-	-	-	-	-	-	-	-	-	-	-	-	-	-	-	
	Number of Bids	-	-	-	-	-	-	-	-	-	-	-	-	-	-	-	-	-	-	-	-	-	-	-	-	-	-	-	-	-	
Moldavia import RO_Vulcanesti	Number of Capacity Traders	-	-	-	-	-	-	-	-	-	-	-	-	-	-	-	-	-	-	-	-	-	-	-	-	-	-	-	-		
	Number of Capacity Holders	-	-	-	-	-	-	-	-	-	-	-	-	-	-	-	-	-	-	-	-	-	-	-	-	-	-	-	-	-	
	Number of Bids	-	-	-	-	-	-	-	-	-	-	-	-	-	-	-	-	-	-	-	-	-	-	-	-	-	-	-	-	-	

September 2022	Maximum	Minimum
Number of Capacity Traders	44	10
Number of Capacity Holders	28	3
Number of Bids	366	59

Market for Allocation of Cross-Border Capacities



Daily Explicit Auctions Bids Statistics

September 2022 Daily Auctions		1	2	3	4	5	6	7	8	9	10	11	12	13	14	15	16	17	18	19	20	21	22	23	24	25	26	27	28	29	30
Serbia Export	Maximum Number of Capacity Traders	-	-	5	4	4	6	6	7	8	7	7	6	6	6	6	7	7	7	7	7	8	7	8	7	5	6	7	8	8	7
	Maximum Number of Capacity Holders	-	-	5	3	3	3	4	5	5	4	3	3	3	4	4	4	4	5	6	6	4	6	6	7	5	5	5	5	4	4
	Maximum Number of Bids	-	-	24	24	14	26	28	28	30	24	26	25	19	20	21	21	22	22	22	20	25	22	25	24	11	13	23	24	24	23
Serbia Import	Maximum Number of Capacity Traders	-	-	5	4	4	5	6	6	6	4	5	4	4	4	4	5	5	5	5	5	6	5	6	6	3	5	5	6	6	5
	Maximum Number of Capacity Holders	-	-	5	4	4	5	6	6	6	4	5	4	4	4	4	5	5	5	5	5	6	5	6	5	3	4	5	6	6	5
	Maximum Number of Bids	-	-	23	24	14	24	25	25	25	14	24	23	23	23	23	24	24	26	26	24	29	26	27	29	16	18	28	28	28	27

September 2022 Daily Auctions		1	2	3	4	5	6	7	8	9	10	11	12	13	14	15	16	17	18	19	20	21	22	23	24	25	26	27	28	29	30
Ukraine Export	Maximum Number of Capacity Traders	0	0	0	0	0	0	0	0	0	0	0	0	0	0	0	0	0	0	0	0	0	1	0	0	0	0	0	0	0	0
	Maximum Number of Capacity Holders	0	0	0	0	0	0	0	0	0	0	0	0	0	0	0	0	0	0	0	0	0	0	0	0	0	0	0	0	0	0
	Maximum Number of Bids	0	0	0	0	0	0	0	0	0	0	0	0	0	0	0	0	0	0	0	0	0	0	0	0	0	0	0	0	0	0
Ukraine Import	Maximum Number of Capacity Traders	6	6	7	6	5	7	6	7	7	5	5	5	6	6	6	6	0	0	0	0	4	6	6	6	6	7	7	7	7	8
	Maximum Number of Capacity Holders	5	6	7	6	5	6	6	7	7	5	4	4	6	5	6	6	0	0	0	0	4	6	6	6	6	6	7	7	7	7
	Maximum Number of Bids	11	12	13	12	11	12	12	13	13	8	7	7	9	8	9	12	0	0	0	0	7	9	9	9	9	9	10	10	10	10

Note: In the table are presented the daily maximum hourly values. On the Ukrainian border are presented the values of the auctions organized by Romanian TSO.

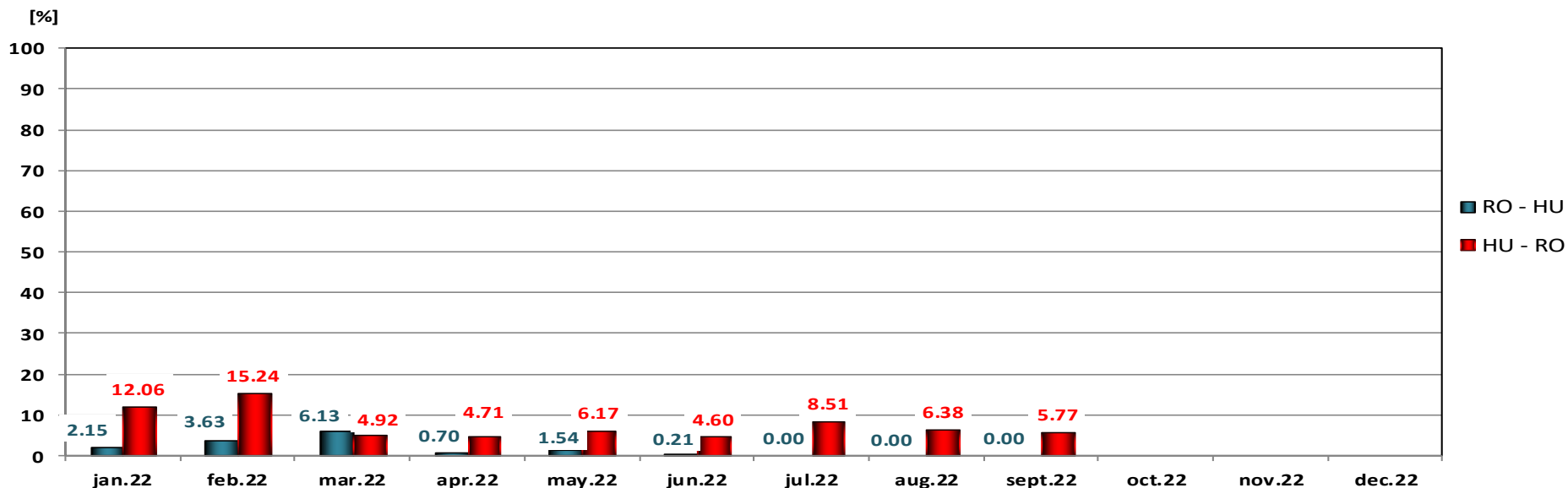


Intraday Explicit Auctions Bids Statistics

September 2022	Intraday Auctions	1	2	3	4	5	6	7	8	9	10	11	12	13	14	15	16	17	18	19	20	21	22	23	24	25	26	27	28	29	30
Serbia Export	Maximum Number of Capacity Traders	-	-	1	0	1	2	0	1	0	0	0	0	0	0	0	0	0	0	0	0	0	0	0	0	0	0	0	0	0	
	Maximum Number of Capacity Holders	-	-	1	-	1	1	-	1	-	-	-	-	-	-	-	-	-	-	-	-	-	-	-	-	-	-	-	-	-	
Serbia Import	Maximum Number of Capacity Traders	-	-	0	0	0	1	0	0	0	0	0	0	0	0	0	0	0	0	0	0	0	0	0	0	0	0	0	0	0	
	Maximum Number of Capacity Holders	-	-	-	-	-	1	-	-	-	-	-	-	-	-	-	-	-	-	-	-	-	-	-	-	-	-	-	-	-	

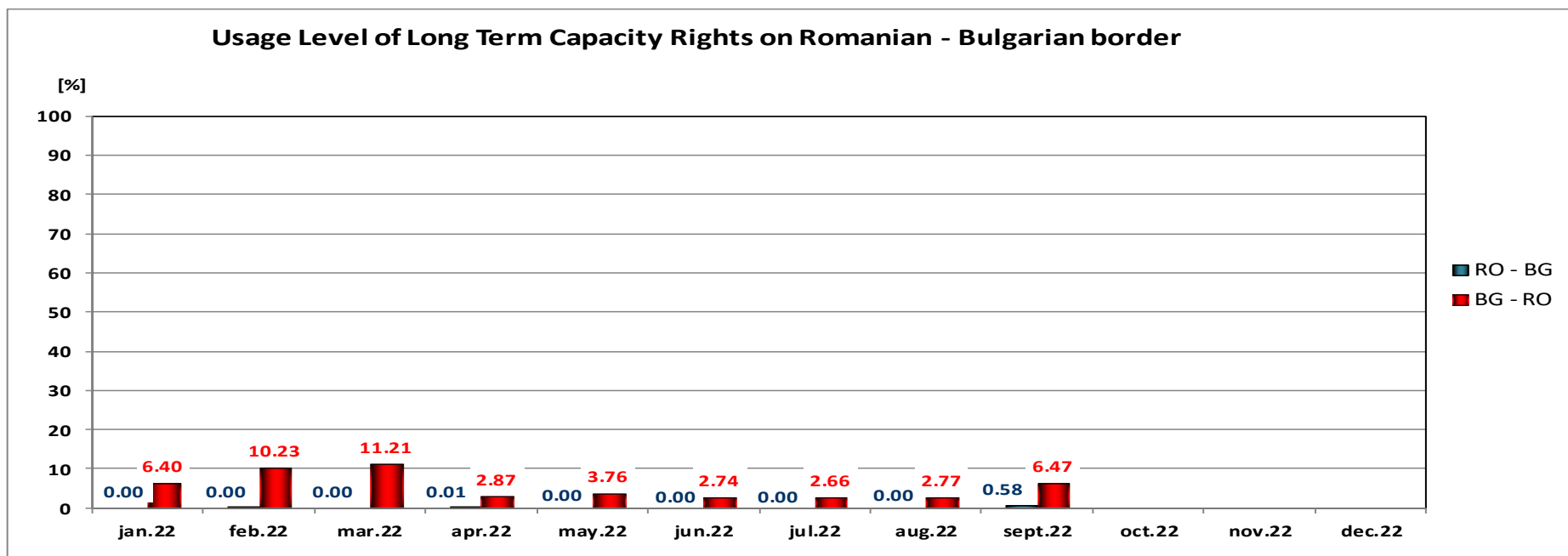
Note: In the table are presented the daily maximum hourly values.

Usage Level of Long Term Capacity Rights on Romanian - Hungarian border



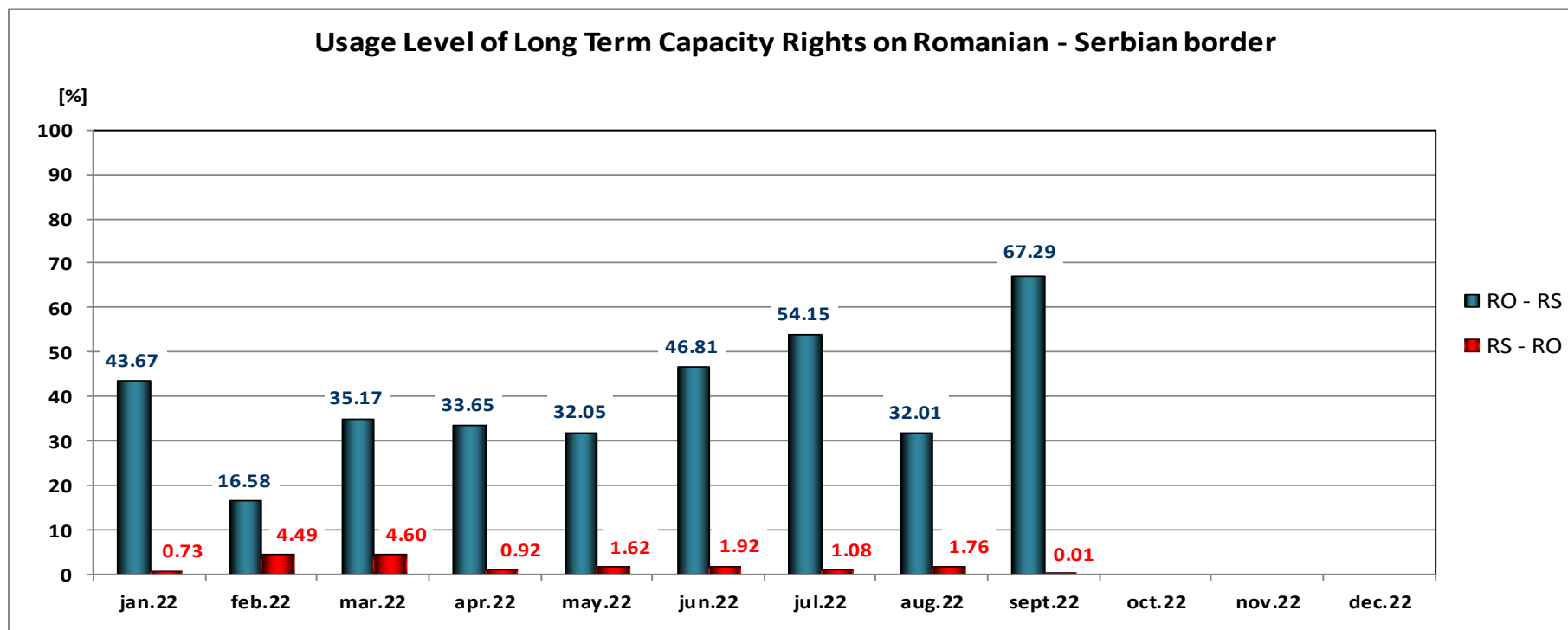
Usage level of long term capacity rights was calculated as ratio between nominated capacity and physical rights of allocated capacity at yearly and monthly auctions after the returns. Starting with July 2022, the allocation of Financial Transmission Rights is applied on the Hungarian border, therefore only the usage level of yearly allocated capacity is presented in the graph.

From the beginning of the year, the average values (arithmetic) of usage level are: 1.6% on export direction and 7.6% on import direction.



Usage level of long term capacity rights was calculated as ratio between nominated capacity and sum of allocated capacity at monthly and yearly auctions after the returns.

From the beginning of the year, the average values (arithmetic) of usage level are: 0,07% on export direction and 5.46% on import direction.



Usage level of long term capacity rights was calculated as ratio between nominated capacity and sum of allocated capacity at monthly and yearly auctions after the returns.

From the beginning of the year, the average values (arithmetic) of usage level are: 40.15% on export direction and 1.9% on import direction.



Transelectrica®
Societate Administrată în Sistem Dualist

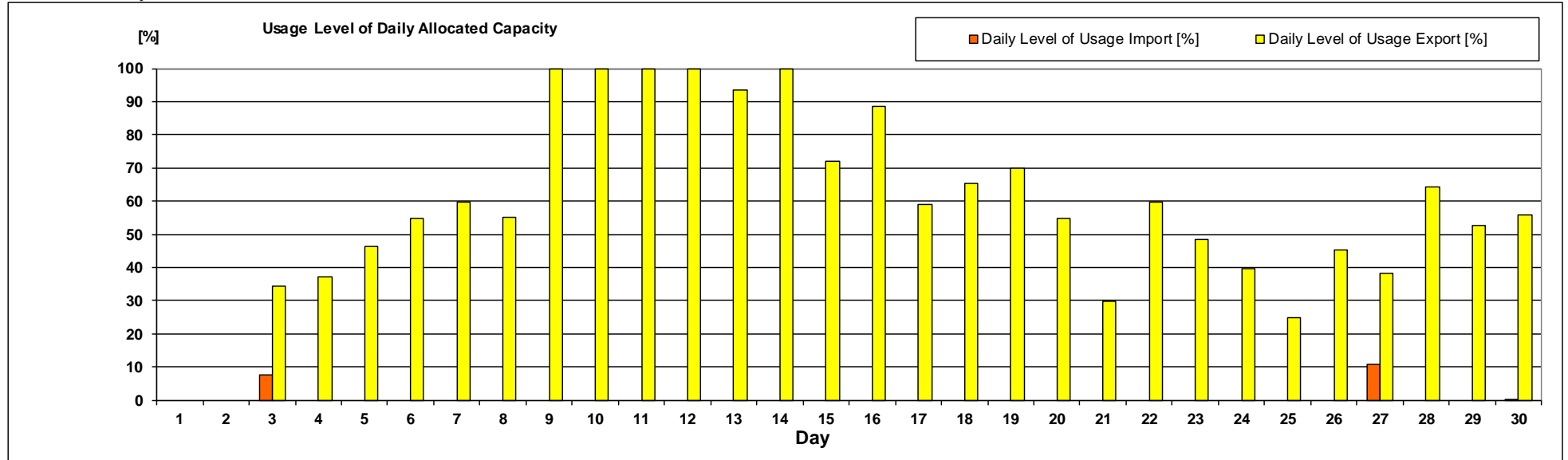
Market for Allocation of Cross-Border Capacities

Daily Auctions on Romanian – Serbian border

Usage Level of Daily Allocated Capacity

Serbia

September 2022



Daily Level of Usage [%]

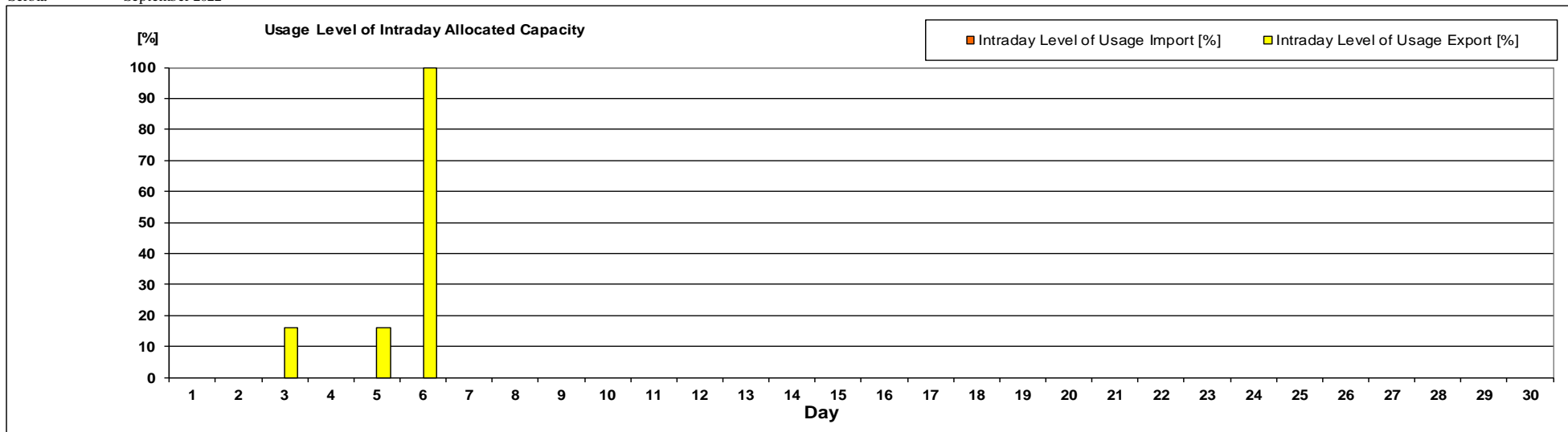
September 2022	1	2	3	4	5	6	7	8	9	10	11	12	13	14	15	16	17	18	19	20	21	22	23	24	25	26	27	28	29	30
Import	-	-	7.41	0.00	0.00	0.00	0.00	0.00	0.00	0.00	0.00	0.00	0.00	0.00	0.00	0.00	0.00	0.00	0.00	0.00	0.00	0.00	0.00	0.00	0.00	0.00	10.70	0.00	0.00	0.23
Export	-	-	34.31	37.05	46.17	54.83	59.72	54.97	100.00	100.00	100.00	100.00	93.35	100.00	72.11	88.38	58.97	65.21	69.95	54.66	29.73	59.78	48.57	39.65	24.66	45.21	38.20	64.27	52.79	55.78

Level of usage of daily allocated capacity, calculated at monthly level, as ratio between sum of nominated daily capacities and sum of daily allocated capacities, has the following values:

- Import 1.06 [%]
- Export 56.61 [%]

Serbia

September 2022



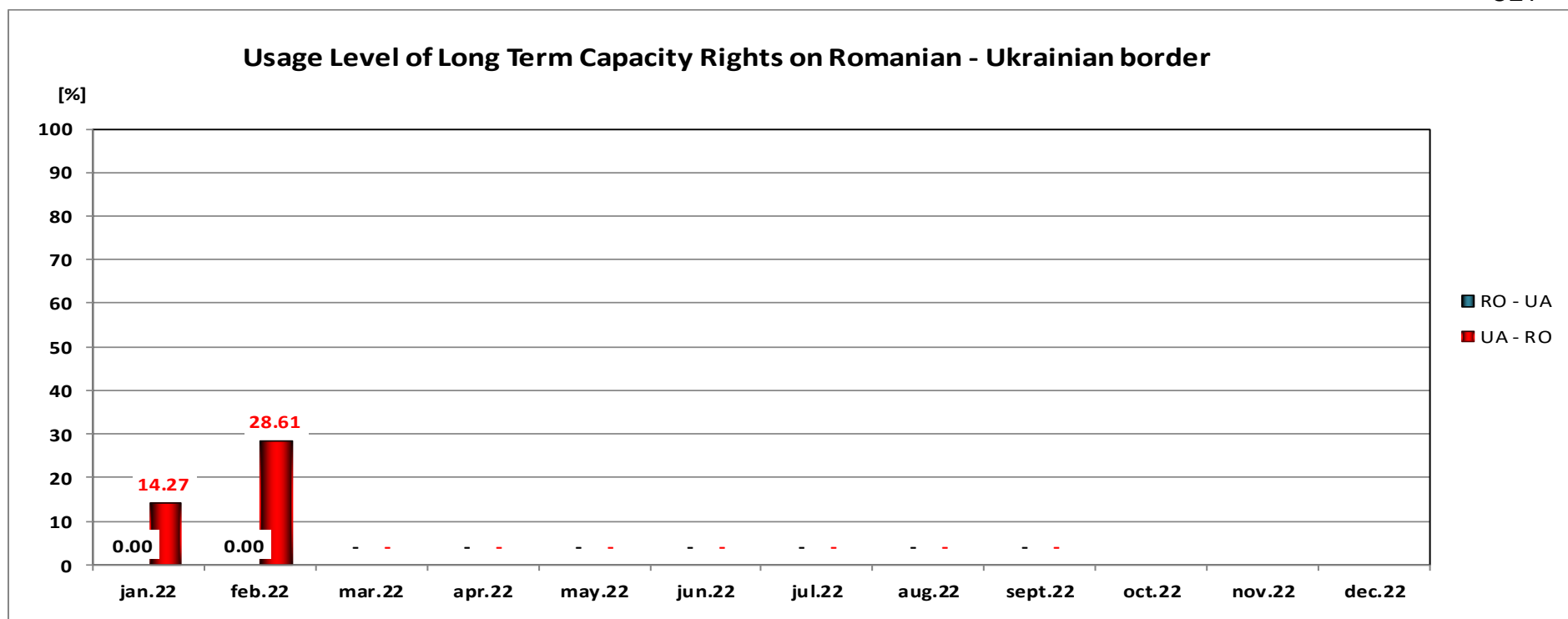
Intraday Level of Usage [%]

September 2022	1	2	3	4	5	6	7	8	9	10	11	12	13	14	15	16	17	18	19	20	21	22	23	24	25	26	27	28	29	30
Import	-	-	-	-	-	0.00	-	-	-	-	-	-	-	-	-	-	-	-	-	-	-	-	-	-	-	-	-	-	-	
Export	-	-	16.03	-	15.88	100.00	-	0.00	-	-	-	-	-	-	-	-	-	-	-	-	-	-	-	-	-	-	-	-	-	

Level of usage of intraday allocated capacity, calculated at monthly level, as ratio between sum of nominated intraday capacities and sum of intraday allocated capacities, has the following values:

- Import – 0.00 [%] (capacity was allocated only for 06.09.2022)
- Export – 25.20 [%] (capacity was allocated only for 03.09, 05.09, 06.09 and 08.09.2022)

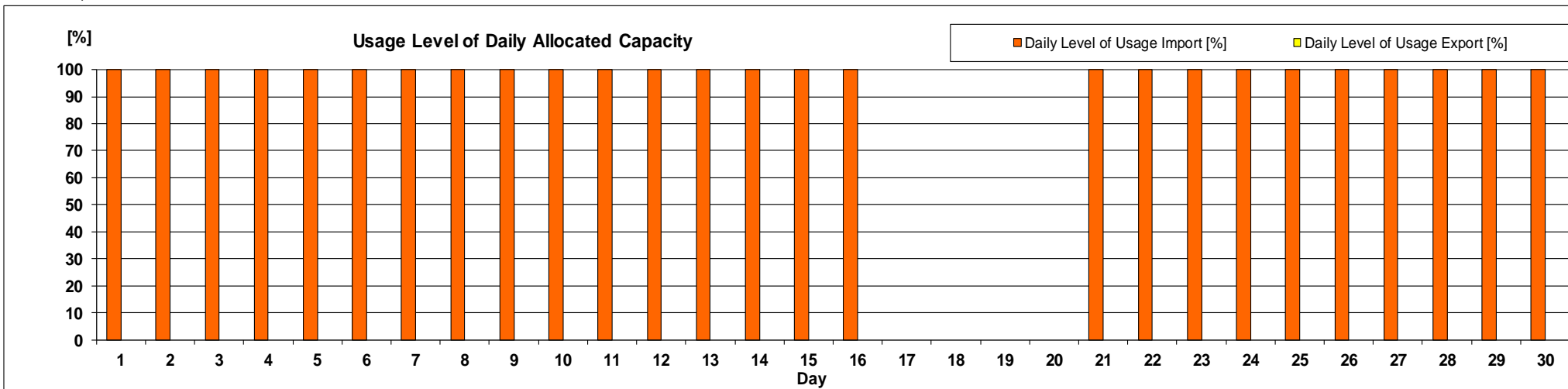
CET



Usage level of long term capacity rights was calculated as ratio between nominated capacity and sum of allocated capacity at monthly and yearly auctions after the returns.

From the beginning of the year, the average values (arithmetic) of usage level are: 0% on export direction and 21.44% on import direction. Long term auctions are currently suspended on Ukrainian border.

Ukraine September 2022



Daily Level of Usage [%]		1	2	3	4	5	6	7	8	9	10	11	12	13	14	15	16	17	18	19	20	21	22	23	24	25	26	27	28	29	30
September 2022		100.00	100.00	100.00	100.00	100.00	100.00	100.00	100.00	100.00	100.00	100.00	100.00	100.00	100.00	100.00	100.00	-	-	-	-	100.00	100.00	100.00	100.00	100.00	100.00	100.00	100.00	100.00	
Import		100.00	100.00	100.00	100.00	100.00	100.00	100.00	100.00	100.00	100.00	100.00	100.00	100.00	100.00	100.00	100.00	-	-	-	-	100.00	100.00	100.00	100.00	100.00	100.00	100.00	100.00	100.00	
Export		-	-	-	-	-	-	-	-	-	-	-	-	-	-	-	-	-	-	-	-	-	-	-	-	-	-	-	-	-	

Level of usage of daily allocated capacity, calculated at monthly level, as ratio between sum of nominated daily capacities and sum of daily allocated capacities, has the following values:

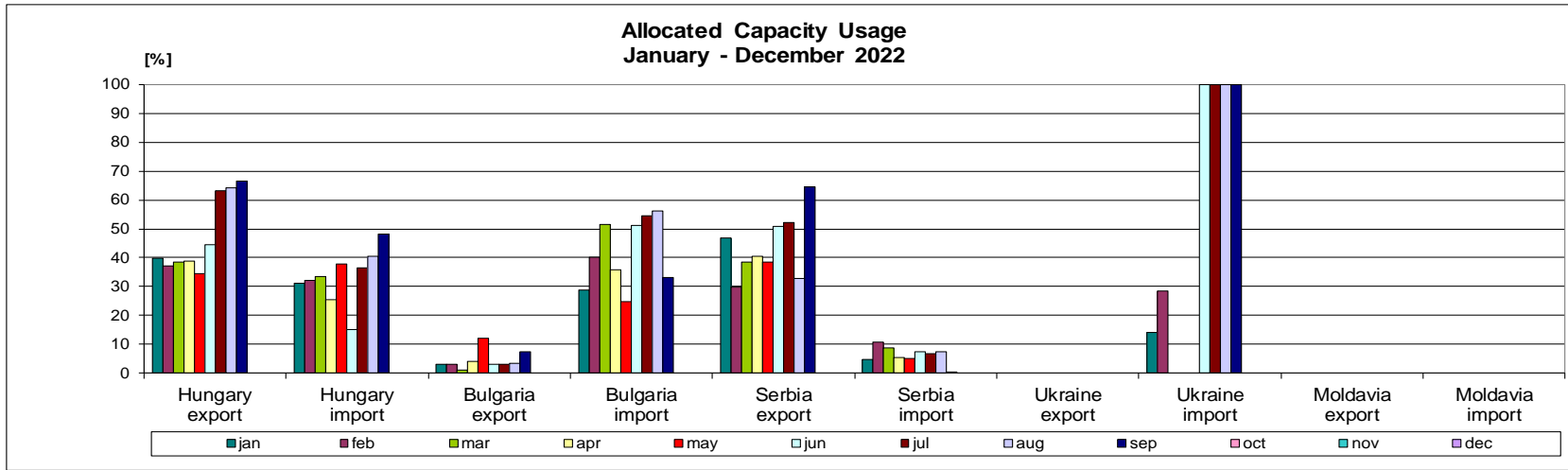
- Import 100 [%]
- Export - [%] (there were no capacity requests)



Transelectrica®
Societate Administrată în Sistem Dualist

Market for Allocation of Cross-Border Capacities

Usage level of capacity rights



The level of usage of total capacity rights on one border and direction represent the percentage ratio between the energy associated with the realized commercial cross-border schedules (nominated), during a month, and the energy associated with the total physical capacity rights.

[%]	Hungary export	Hungary import	Bulgaria export	Bulgaria import	Serbia export	Serbia import	Ukraine export	Ukraine import	Moldavia export	Moldavia import
jan	39.89	30.99	3.10	28.88	46.85	4.87	0.00	14.27	-	-
feb	37.21	32.04	3.08	40.31	29.92	10.93	0.00	28.61	-	-
mar	38.47	33.60	1.21	51.47	38.34	8.64	-	-	-	-
apr	38.96	25.35	3.97	35.75	40.53	5.42	-	-	-	-
may	34.32	37.89	12.13	24.68	38.57	5.03	-	-	-	-
jun	44.47	15.19	3.08	51.10	51.00	7.51	0.00	99.79	-	-
jul	63.33	36.51	3.11	54.50	52.15	6.78	-	100.00	-	-
aug	64.27	40.33	3.39	56.20	32.87	7.60	0.00	99.97	-	-
sep	66.38	48.09	7.36	33.28	64.56	0.35	-	100.00	-	-
oct										
nov										
dec										
average	47.48	33.33	4.49	41.80	43.86	6.35	0.00	73.77	-	-

The highest level of usage for import direction was on the Ukrainian border and for the export direction was on the Hungarian border. Starting from July 2022, the allocation of Financial Capacity Rights is applied at the monthly auctions on the Hungarian border and therefore the usage level of the allocated capacity is calculated by considering only the allocated/nominated values corresponding to the yearly, daily and intraday auctions. On the Ukrainian border monthly auctions are currently suspended.

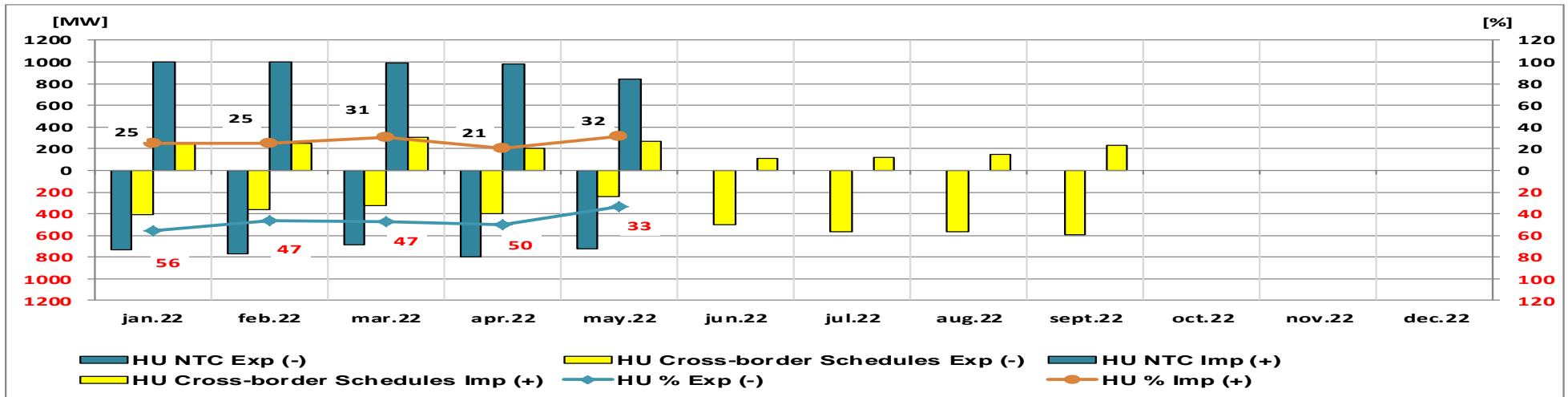


Transelectrica®
Societate Administrată în Sistem Dualist

Market for Allocation of Cross-Border Capacities

Usage Level of NTC on Romanian – Hungarian border

CET



Hungary (monthly averages values, MW)	jan.22	feb.22	mar.22	apr.22	may.22	jun.22	jul.22	aug.22	sept.22	oct.22	nov.22	dec.22	sum
HU NTC Exp (-)	-735	-771	-688	-794	-727	-	-	-	-	-	-	-	-3716
HU Cross-border Schedules Exp (-)	-409	-360	-323	-399	-242	-503	-561	-567	-592	-	-	-	-3957
HU NTC Imp (+)	1000	1000	988	982	846	-	-	-	-	-	-	-	4816
HU Cross-border Schedules Imp (+)	249	252	303	204	269	108	124	149	227	-	-	-	1884

The level of usage was calculated as ratio between total commercial cross-border schedules (capacity nominated on long and short term) and NTC. From the beginning of the year, the average values (arithmetic) of usage level are: 46.56% on export direction and 26.66% on import direction.

Note: starting with June 2022 Day - Ahead Flow - Based Market Coupling was launched in the Core region (of which the RO – HU border is also a part). Consequently, usage level of NTC on RO – HU border was no longer considered relevant.

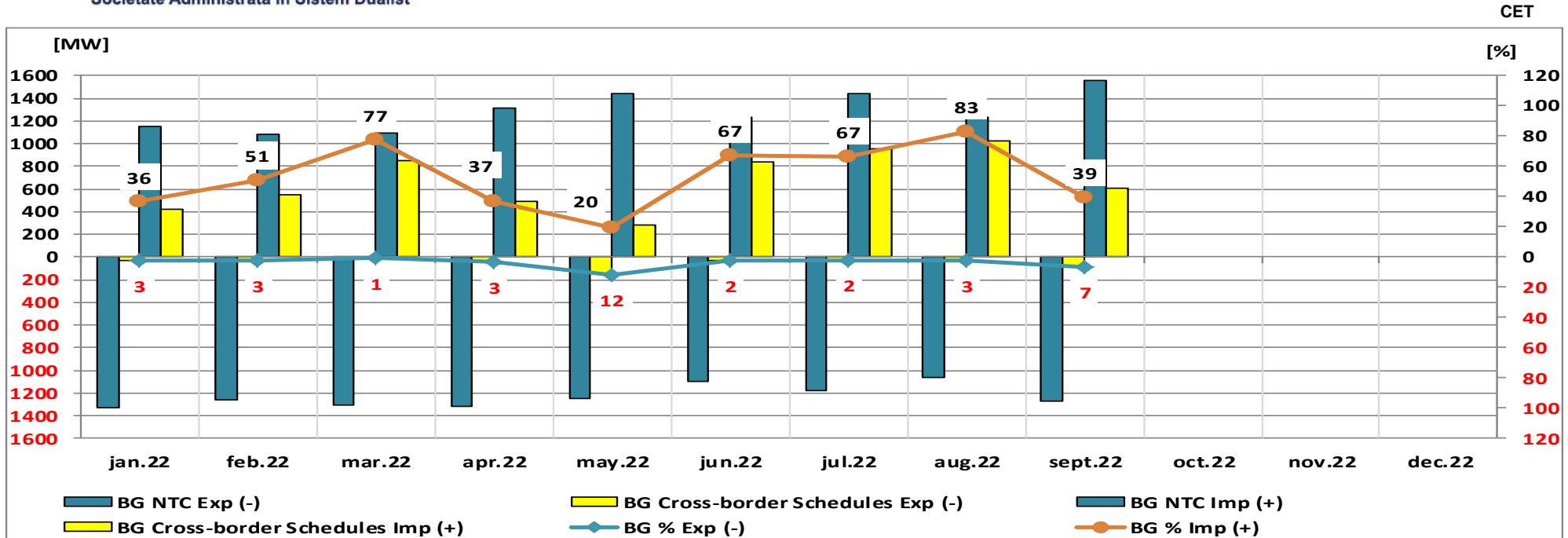


Transelectrica®

Societate Administrată în Sistem Dualist

Market for Allocation of Cross-Border Capacities

Usage Level of NTC on Romanian – Bulgarian border



Bulgaria (monthly averages values, MW)	jan.22	feb.22	mar.22	apr.22	may.22	jun.22	jul.22	aug.22	sept.22	oct.22	nov.22	dec.22	sum
BG NTC Exp (-)	-1324	-1265	-1306	-1316	-1251	-1094	-1176	-1061	-1272				-11066
BG Cross-border Schedules Exp (-)	-35	-34	-13	-45	-146	-26	-26	-29	-87				-442
BG NTC Imp (+)	1149	1076	1094	1310	1440	1235	1436	1231	1554				11525
BG Cross-border Schedules Imp (+)	418	546	848	486	284	834	956	1023	608				6002

The level of usage was calculated as ratio between total cross-border schedules (capacity nominated on long and short term) and NTC. From the beginning of the year, the average values (arithmetic) of usage level are: 3.96% on export direction and 53.07% on import direction.

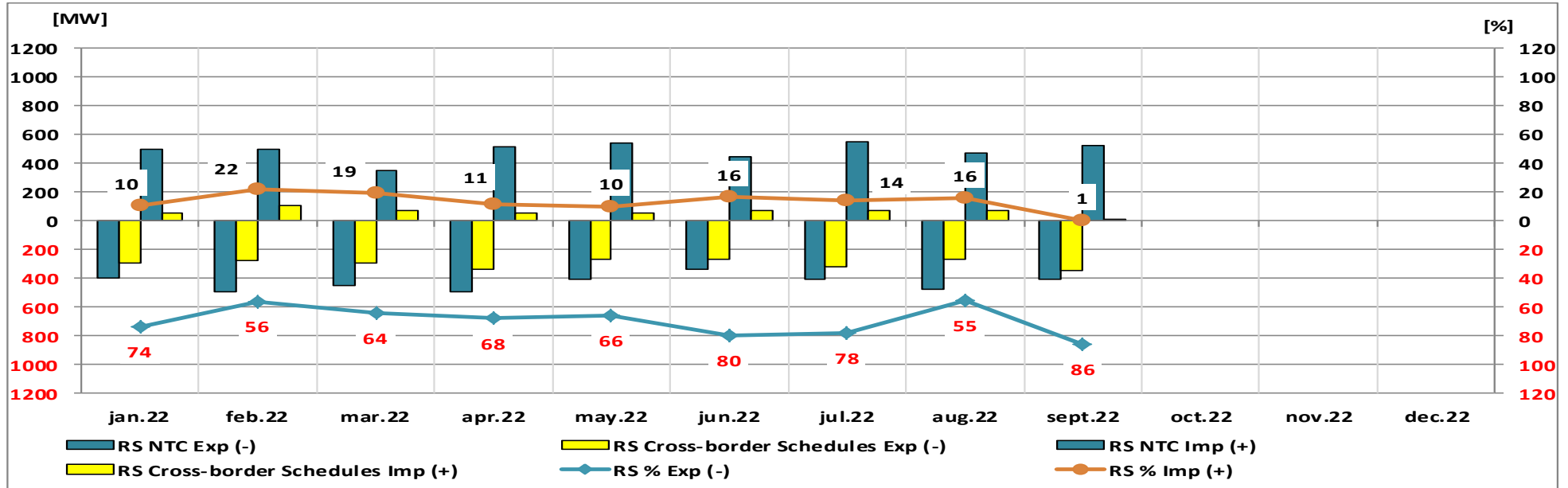


Transelectrica®
Societate Administrată în Sistem Dualist

Market for Allocation of Cross-Border Capacities

Usage Level of NTC on Romanian – Serbian border

CET



Serbia (monthly averages values, MW)	jan.22	feb.22	mar.22	apr.22	may.22	jun.22	jul.22	aug.22	sept.22	oct.22	nov.22	dec.22	sum
RS NTC Exp (-)	-400	-496	-451	-490	-405	-335	-408	-476	-402				-3862
RS Cross-border Schedules Exp (-)	-295	-278	-290	-332	-266	-267	-318	-263	-345				-2653
RS NTC Imp (+)	500	500	352	513	540	448	548	474	523				4400
RS Cross-border Schedules Imp (+)	52	110	69	58	54	73	76	74	3				570

The level of usage was calculated as ratio between total commercial cross-border schedules (capacity nominated on long and short term) and NTC.

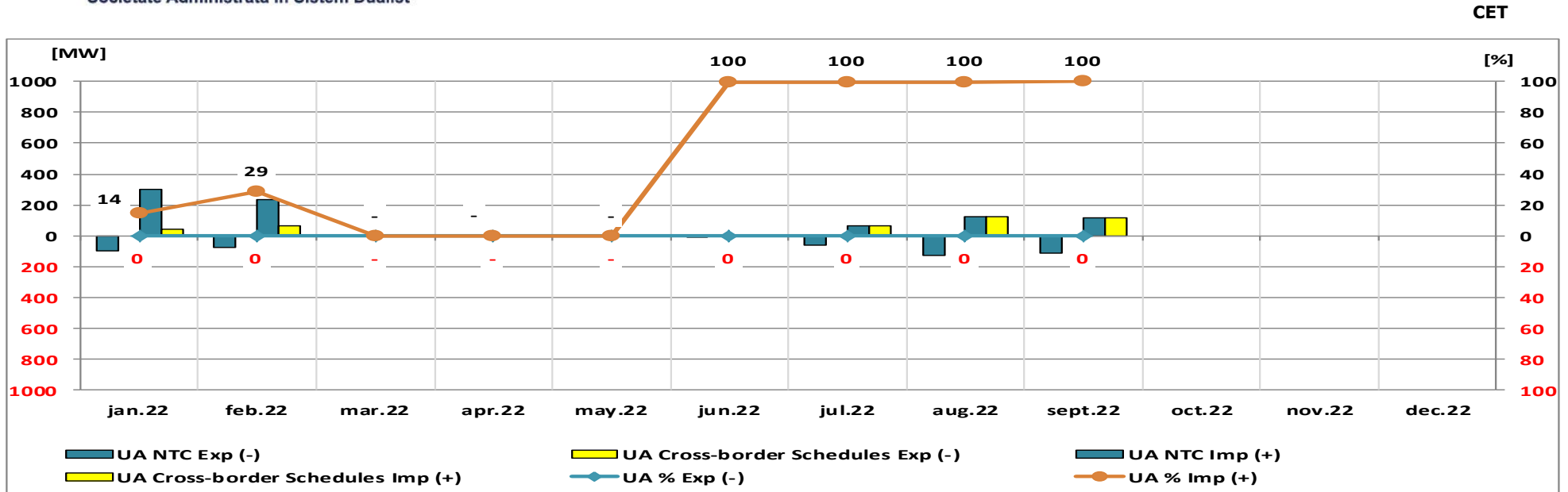
From the beginning of the year, the average values (arithmetic) of usage level are: 69.57% on export direction and 13.32% on import direction.



Transelectrica®
Societate Administrată în Sistem Dualist

Market for Allocation of Cross-Border Capacities

Usage Level of NTC on Romanian – Ukrainian border



Ukraine (monthly averages values, MW)	jan.22	feb.22	mar.22	apr.22	may.22	jun.22	jul.22	aug.22	sept.22	oct.22	nov.22	dec.22	sum
UA NTC Exp (-)	-100	-79	-	-	-	-100	-65	-125	-114				-583
UA Cross-border Schedules Exp (-)	0.0	0.0	-	-	-	0.0	0.0	0.0	0.0				0.0
UA NTC Imp (+)	300	236	-	-	-	100	65	125	114				940
UA Cross-border Schedules Imp (+)	43	67	-	-	-	100	64	124	114				513

The level of usage was calculated as ratio between total commercial cross-border schedules (capacity nominated on long and short term) and NTC. From the beginning of the year, the average values (arithmetic) of usage level are: 0% on export direction and 73.62% on import direction.

On the Ukrainian border explicit daily allocation is organized starting with 30.06.2022 (monthly auctions are currently suspended).

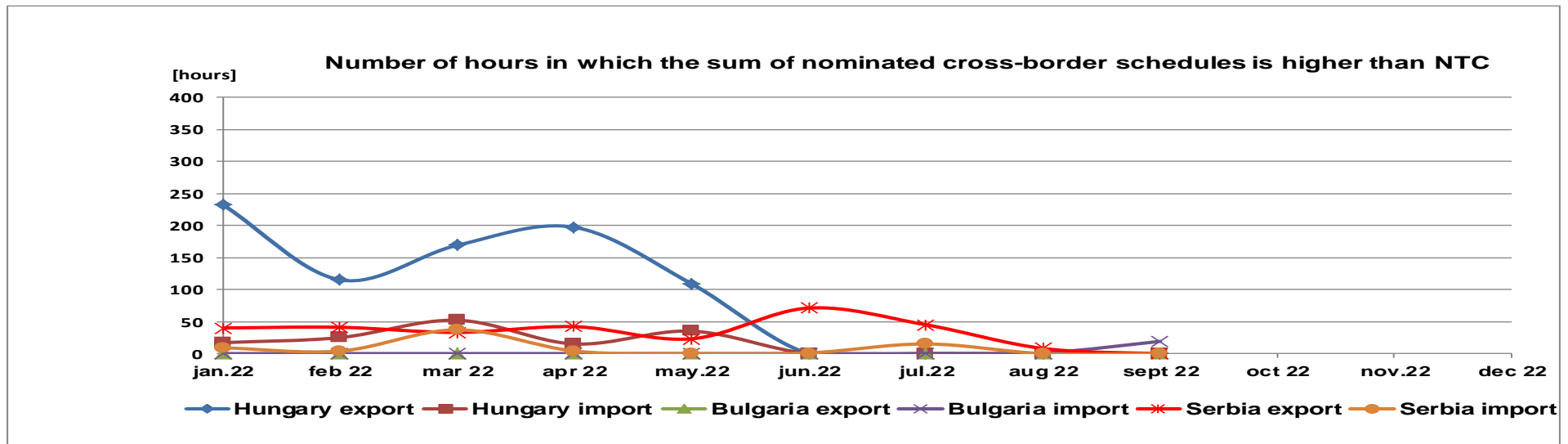


Transelectrica®
Societate Administrată în Sistem Dualist

Market for Allocation of Cross-Border Capacities

Maximization of NTC Usage

CET



Number of hours	jan.22	feb 22	mar 22	apr 22	may.22	jun.22	jul.22	aug 22	sept 22	oct 22	nov.22	dec 22
Hungary export	232	115	169	197	109	-	-	-	-	-	-	-
Hungary import	17	25	52	15	35	-	-	-	-	-	-	-
Bulgaria export	0	0	0	0	0	0	0	0	0	-	-	-
Bulgaria import	0	0	0	0	0	0	0	1	19	-	-	-
Serbia export	40	41	33	42	23	71	45	8	0	-	-	-
Serbia import	9	4	37	4	0	1	15	0	0	-	-	-

By making efficient use of the interconnection (applying “netting” principle in daily and intra-day offered capacity calculation) there are some hours in which sum of nominated cross-border schedules is higher than the NTC. Starting with June 2022, the Flow - Based Day - Ahead Market Coupling was launched across the whole Core region (including the RO – HU border). Consequently, counting the hours in which the sum of nominated cross-border schedules was higher than the NTC was no longer considered relevant for RO – HU border.

Market indicators (C1, C3, HHI) per auction type and total values

September 2022

Border	Auction												Total		
	Yearly			Monthly			Daily			Intraday			C1 [%]	C3 [%]	HHI
	C1 [%]	C3 [%]	HHI	C1 [%]	C3 [%]	HHI	C1 [%]	C3 [%]	HHI	C1 [%]	C3 [%]	HHI			
Hungary import	28.57	52.86	1414	21.43	54.76	1391	-	-	-	-	-	-	17.86	47.32	1033
Hungary export	14.29	40.00	992	24.85	52.12	1350	-	-	-	-	-	-	12.06	31.32	691
Bulgaria import	40.00	69.00	2178	21.25	50.63	1200	-	-	-	-	-	-	20.00	47.31	1101
Bulgaria export	20.00	41.00	935	29.17	63.83	1664	-	-	-	-	-	-	19.09	41.36	947
Serbia import	35.20	85.20	2720	41.78	67.24	2303	40.49	82.05	2793	100.00	100.00	10000	21.69	52.36	1246
Serbia export	44.40	78.00	2733	49.90	83.52	3313	26.22	75.14	2209	88.92	100.00	8030	21.61	51.78	1286
Ukraine import	-	-	-	-	-	-	46.64	89.57	3597	-	-	-	46.64	89.57	3597
Ukraine export	-	-	-	-	-	-	-	-	-	-	-	-	-	-	-
Moldavia import	-	-	-	-	-	-	-	-	-	-	-	-	-	-	-

Note:

- On the Hungarian border implicit daily allocation is organized through the market coupling mechanism of day-ahead electricity markets (CZ-SK-HU-RO starting with 20.11.2014, respectively integration in Single Day-Ahead Market Coupling (SDAC) starting with 18.06.2021) and implicit intraday allocation is organized as a result of the integration of Romanian intraday market in SIDC-Single Intra-Day Market (starting with 20.11.2019).
- On the Bulgarian border implicit intraday allocation is organized as a result of the integration of Romanian intraday market in SIDC (Single Intra-Day Market) (starting with 20.11.2019) and implicit daily allocation is organized as a result of the integration in Single Day-Ahead Market Coupling (SDAC) (starting with 28.10.2021).
- On the Ukrainian border explicit daily allocation is organized starting with 30.06.2022.



Email: Monitorizare.Piata@transelectrica.ro

Fax: 021 3035630