



Transelectrica®
Societate Administrată în Sistem Dualist

MARKET MONITORING REPORT

Market for Allocation of Cross-Border Capacities

December 2022



ANRE - Romanian Energy Regulatory Authority
HHI - Herfindahl-Hirschman Index
BRP - Balance Responsible Party
BM - Balancing Market
DAM - Day Ahead Market
TSO - Transmission System Operator
DU – Dispatchable Unit
PN – Physical Notification
NDC - National Dispatching Center
C1 – The market share of the largest market participant
C3 – Total market share of top 3 market participants
NPS – Minimum number of residual generators
TTC – Total Transfer Capacity
NTC – Net Transfer Capacity
ATC – Available Transfer Capacity

Transelectrica, the Romanian Transmission System Operator, operates and monitors the activity of 3 types of markets: Balancing Market, Ancillary Services Market and Market for Allocation of Cross-Border Capacities.

Using the records from the markets data base, Transelectrica prepares daily, weekly and monthly monitoring reports. A part of the data included in these reports (those data which are not confidential) is published on the website **www.transelectrica.ro**



- On the Bulgarian border, the daily allocation is of implicit type as a result of the integration of RO – BG border in Single Day-Ahead Market Coupling (SDAC). In case of decoupling, the Joint Allocation Office (JAO) is the organizer of the explicit daily auctions (shadow auctions) for RO – BG border. Implicit intraday allocation with continuous trading is organized on the Bulgarian border, as a result of the integration of Romanian intraday market in SIDC (Single Intra-Day Market) and starting with 01.10.2022 was launched the 15 minutes cross-border product. In the event of decoupling, no explicit intraday auctions are organized on RO – BG border.
- On the Hungarian border, the daily allocation is of implicit type as a result of the integration of RO – HU border in Single Day-Ahead Market Coupling (SDAC). Starting with 08.06.2022 (for the delivery day 09.06.2022) the Flow - Based Day - Ahead Market Coupling was launched across the whole Core region (including the RO – HU border), thus optimizing the energy exchange between the bidding zones within the region. In case of decoupling, the Joint Allocation Office (JAO) is the organizer of the explicit daily auctions (shadow auctions) for RO-HU border. Implicit intraday allocations are held with continuous trading, as a result of the integration of Romanian intraday market in SIDC (Single Intra-Day Market). On this border the 15 minutes cross-border product is available. In the event of decoupling, no explicit intraday auctions are organized on RO – HU border.
- The long term auctions on Hungarian and Bulgarian borders are held by Joint Allocation Office (JAO) based on Allocation Rules for Forward Capacity Allocation (HAR) and border specific Annex. On these borders it is applied:
 - ✓ reservation of a percentage of interconnection capacity for short term auction, offered capacity being calculated as 80% of the minimum of available capacities of all periods of the month;
 - ✓ starting with July 2022, at the monthly auctions on the Hungarian border, Physical Transmission Rights have been replaced by Financial Transmission Rights (allocated capacity is no longer a physical right that can be used by the participant, but it is only a financial right).
- On the Serbian border, the bilateral coordinated allocation is done for 100% of total capacity: daily auctions are held by EMS (Serbia) and long term and intraday auctions are held by Transelectrica. The intraday allocation is done in six auction sessions for time intervals: 00:00-04:00, 04:00-08:00, 08:00-12:00, 12:00-16:00, 16:00-20:00, 20:00-00:00 CET.
- Allocation of Physical Transmission Rights and UIOSI („use it or sell it”) principle are applied on the Bulgarian and Serbian borders.



- Long term auctions (yearly and monthly) are currently suspended on the Ukrainian – Romanian border, only unilateral daily auction being organized (until the coordinated allocation rules are agreed, the Ukrainian TSO held a pre-allocation, an prior auction to the auction organized by Romanian TSO).
- Long term auctions (yearly and monthly) are currently suspended on the Romanian – Moldavian border, only bilateral coordinated daily allocation for 100% of total capacity is organized by the Romanian TSO.
- The “netting” principle is applied to NTC based daily and intraday allocation.
- The physical transmission rights are used (nominated) in accordance with „m:n” nomination principle;
- Transelectrica’s auctions are held on Damas platform, with euro currency trading;
- Daily auction results on the Serbian border (auction prices, allocated capacities) are provided by the Serbian TSO and long term auction results on the Hungarian and Bulgarian borders are provided by JAO;
- Monthly auctions for December were held as: import/export Hungary, import/export Bulgaria and import/export Serbia during the period 01 – 31.12.2022.



Transelectrica®
Societate Administrată în Sistem Dualist

Market for Allocation of Cross-Border Capacities

Monthly auction Results of 01 – 31 December 2022

	Prices [euro/MWh]	Capacities [MW]								
	Results	TTC	NTC	ATC	AAC	Reserved	Offered	Requested	Alocated	Final Rights
Hungary export* 01 - 31 December 2022	7.50	800	700	350	350	75	355	4054	355	630
Hungary import* 01 - 31 December 2022	3.75	800	700	350	350	110	390	4295	390	630
Bulgaria export 01 - 31 December 2022	0.51	1350	1250	750	500	0	600	5388	600	1100
Bulgaria import 01 - 31 December 2022	4.01	1800	1700	1200	500	0	960	7814	960	1460
Serbia export 01 - 31 December 2022	0.33	600	500	250	250	-	250	492	250	500
Serbia import 01 - 31 December 2022	0.06	600	500	250	250	-	250	413	250	500
Ukraine export 01 - 31 December 2022	-	0	0	-	-	-	-	-	-	-
Ukraine import 01 - 31 December 2022	-	0	0	-	-	-	-	-	-	-
Moldavia export 01 - 31 December 2022	-	-	-	-	-	-	-	-	-	-
Moldavia import 01 - 31 December 2022	-	-	-	-	-	-	-	-	-	-
RO_Vulcanesti 01 - 31 December 2022	-	-	-	-	-	-	-	-	-	-
RO_Costesti 01 - 31 December 2022	-	-	-	-	-	-	-	-	-	-
RO_Cioara 01 - 31 December 2022	-	-	-	-	-	-	-	-	-	-

Notes:

ATC values on Hungarian and Bulgarian borders are calculated before the reservation of capacity. Offered capacity includes reservation and returned capacity.

Requested = requested capacity that remains after automatic rejection of the offers with credit limit exceeded

Final rights = monthly allocated capacity + yearly allocated capacity after returns and withdrawals.

* on the Hungarian border: Final rights (physical + financial) = monthly allocated capacity (financial rights) + yearly allocated capacity after returns and withdrawals (physical rights).

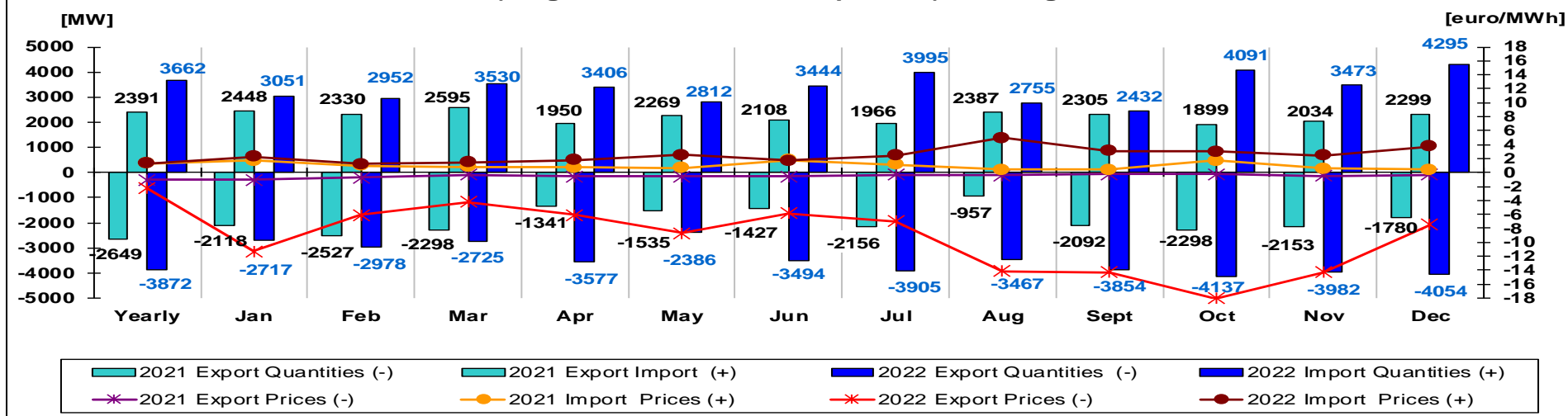
Market for Allocation of Cross-Border Capacities



Transelectrica®

Societate Administrată în Sistem Dualist

Weighted average of requested capacities correlated with auction clearing price (weighted with allocated capacities) on Hungarian border



Border	Yearly	Jan. 22	Feb.22	Mar.22	Apr.22	May 22	Jun. 22	Jul. 22	Aug. 22	Sept. 22	Oct. 22	Nov.22	Dec. 22
Hungary export	2.27	11.27	6.11	4.26	6.10	8.66	5.85	6.97	14.11	14.33	18.00	14.33	7.50
Hungary import	1.28	2.29	1.23	1.50	1.82	2.56	1.69	2.42	4.96	3.09	3.00	2.42	3.75

Border	Yearly	Jan. 21	Feb.21	Mar.21	Apr.21	May 21	Jun. 21	Jul. 21	Aug. 21	Sept. 21	Oct. 21	Nov.21	Dec. 21
Hungary export	1.03	1.05	0.72	0.33	0.54	0.58	0.53	0.33	0.40	0.25	0.25	0.49	0.29
Hungary import	1.28	1.67	0.96	0.78	0.77	0.64	1.77	1.18	0.43	0.38	1.67	0.55	0.44

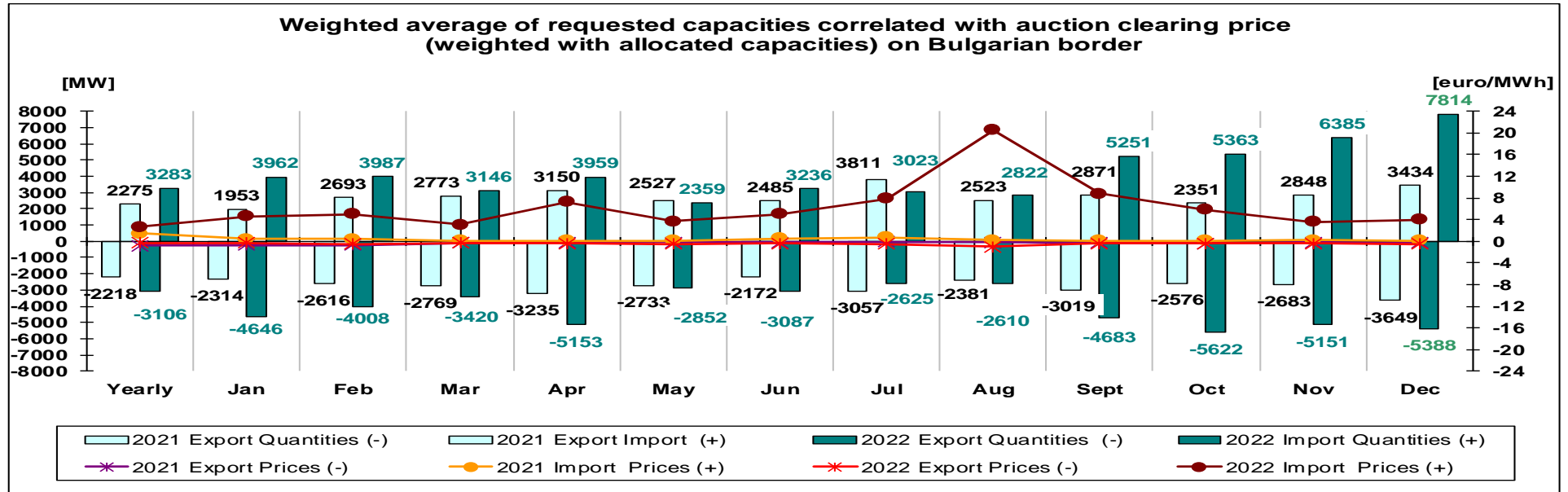
- Compared with previous year, in December 2022 there was a significant increase in the auction price on export direction, while offered capacity and requested capacity were higher. On import direction, monthly auction price increased compared with similar period of previous year, while offered capacity and requested capacity were higher.



Transelectrica®

Societate Administrată în Sistem Dualist

Market for Allocation of Cross-Border Capacities



Border	Yearly	Jan. 22	Feb.22	Mar.22	Apr.22	May 22	Jun. 22	Jul. 22	Aug. 22	Sept. 22	Oct. 22	Nov.22	Dec. 22
Bulgaria export	0.30	0.29	0.49	0.28	0.41	0.50	0.42	0.51	1.01	0.37	0.41	0.41	0.51
Bulgaria import	2.71	4.56	5.00	3.02	7.29	3.69	5.00	7.88	20.51	8.80	5.87	3.55	4.01

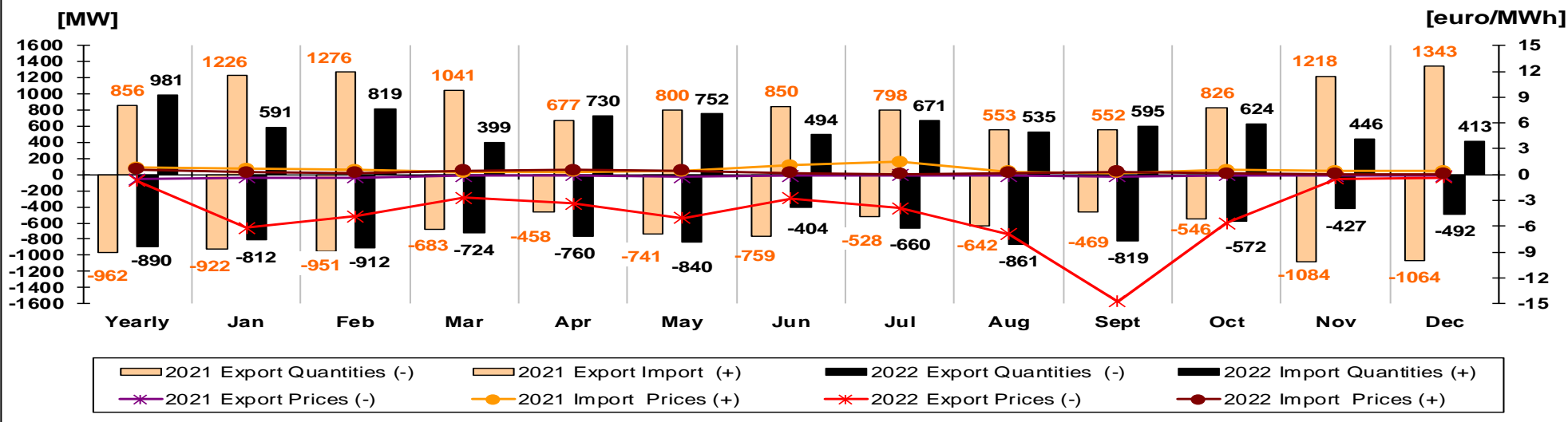
Border	Yearly	Jan. 21	Feb.21	Mar.21	Apr.21	May 21	Jun. 21	Jul. 21	Aug. 21	Sept. 21	Oct. 21	Nov.21	Dec. 21
Bulgaria export	0.77	0.71	0.68	0.35	0.18	0.19	0.25	0.14	0.20	0.33	0.38	0.18	0.32
Bulgaria import	1.43	0.41	0.40	0.09	0.07	0.09	0.51	0.73	0.24	0.14	0.12	0.21	0.14

- Compared with previous year, in December 2022 the auction price remained low on export direction, while offered capacity was lower and requested capacity was higher. On import direction, monthly auction price significantly increased compared with similar period of previous year, while offered capacity and requested capacity were higher.

Market for Allocation of Cross-Border Capacities



Weighted average of requested capacities correlated with auction clearing price (weighted with allocated capacities) on Serbian border



Border	Yearly	Jan. 22	Feb.22	Mar.22	Apr.22	May 22	Jun. 22	Jul. 22	Aug. 22	Sept. 22	Oct. 22	Nov.22	Dec. 22
Serbia export	0.74	6.20	4.87	2.67	3.34	5.08	2.78	3.93	6.95	14.77	5.64	0.46	0.33
Serbia import	0.60	0.25	0.21	0.48	0.56	0.50	0.22	0.09	0.22	0.35	0.11	0.08	0.06

Border	Yearly	Jan. 21	Feb.21	Mar.21	Apr.21	May 21	Jun. 21	Jul. 21	Aug. 21	Sept. 21	Oct. 21	Nov.21	Dec. 21
Serbia export	0.56	0.36	0.32	0.13	0.07	0.24	0.12	0.05	0.16	0.22	0.07	0.16	0.13
Serbia import	0.82	0.66	0.52	0.29	0.32	0.43	1.08	1.50	0.35	0.17	0.51	0.41	0.37

- Compared with previous year, in December 2022 the auction price slightly increased on export direction, while offered capacity remained at the same level and requested capacity was lower. On import direction monthly auction price decreased, while offered capacity and requested capacity were lower than last year.

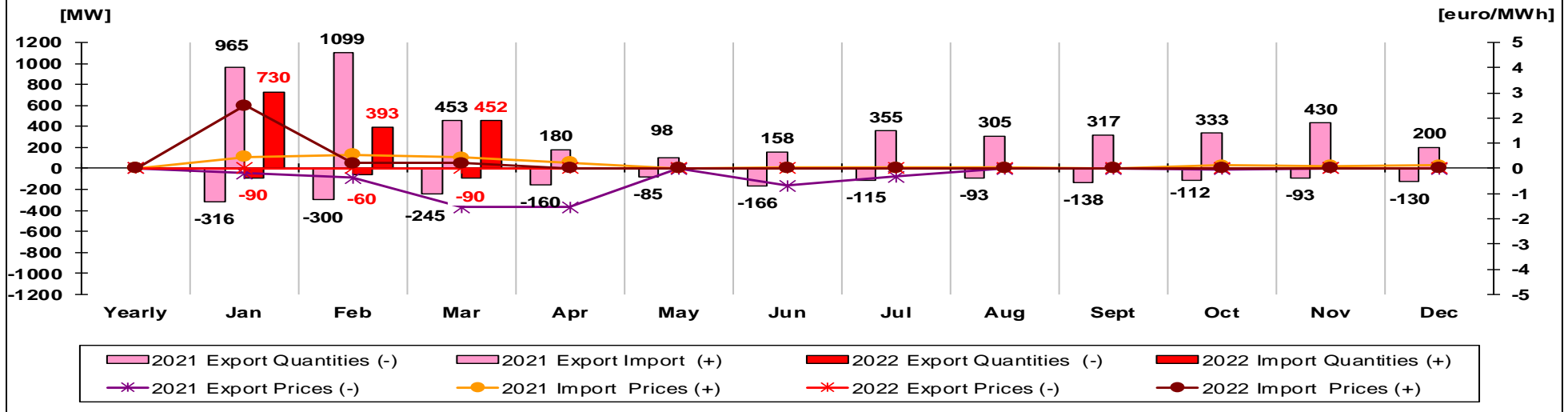
Market for Allocation of Cross-Border Capacities



Transelectrica®

Societate Administrată în Sistem Dualist

Weighted average of requested capacities correlated with auction clearing price (weighted with allocated capacities) on Ukrainian border



Border	Yearly	Jan. 22	Feb.22	Mar.22	Apr.22	May 22	Jun. 22	Jul. 22	Aug. 22	Sept. 22	Oct. 22	Nov.22	Dec. 22
Ukraine export	-	0.00	0.00	0.00	-	-	-	-	-	-	-	-	-
Ukraine import	-	2.50	0.20	0.22	-	-	-	-	-	-	-	-	-

Border	Yearly	Jan. 21	Feb.21	Mar.21	Apr.21	May 21	Jun. 21	Jul. 21	Aug. 21	Sept. 21	Oct. 21	Nov.21	Dec. 21
Ukraine export	-	0.20	0.37	1.55	1.55	0.02	0.69	0.32	0.01	0.02	0.04	0.00	0.02
Ukraine import	-	0.45	0.55	0.44	0.23	0.02	0.03	0.02	0.02	0.02	0.12	0.09	0.11

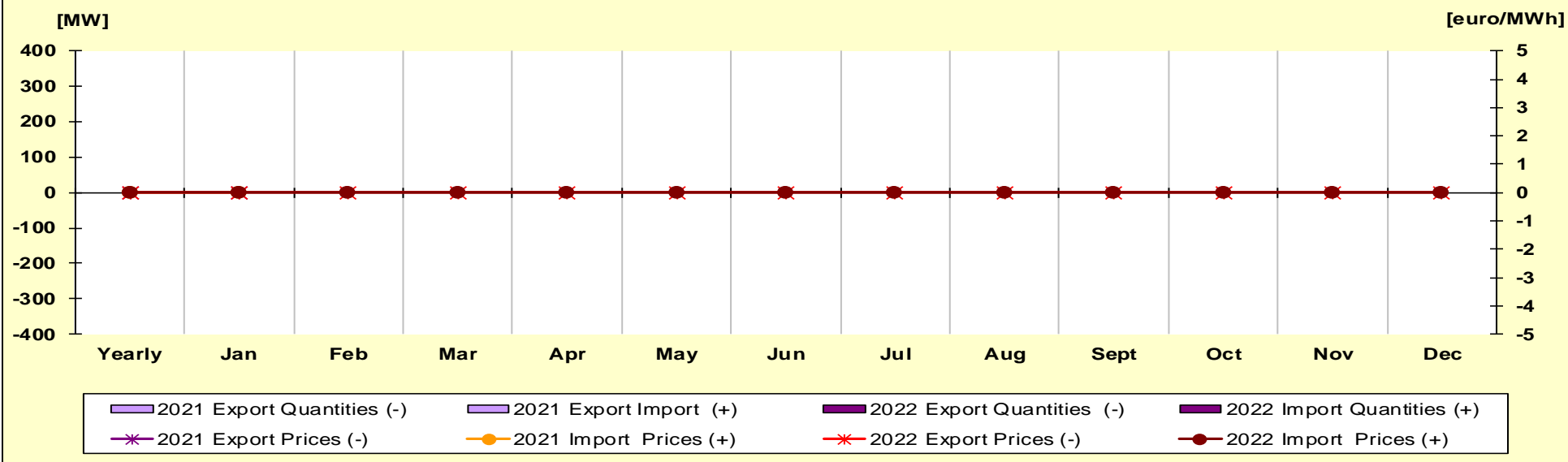
Note: monthly auctions are currently suspended on Ukrainian border.

Market for Allocation of Cross-Border Capacities



Transelectrica®
Societate Administrată în Sistem Dualist

Weighted average of requested capacities correlated with auction clearing price (weighted with allocated capacities) on Moldavian border



Border	Yearly	Jan. 22	Feb.22	Mar.22	Apr.22	May 22	Jun. 22	Jul. 22	Aug. 22	Sept. 22	Oct. 22	Nov.22	Dec. 22
Moldavia export	-	-	-	-	-	-	-	-	-	-	-	-	-
Moldavia import	-	-	-	-	-	-	-	-	-	-	-	-	-

Border	Yearly	Jan. 21	Feb.21	Mar.21	Apr.21	May 21	Jun. 21	Jul. 21	Aug. 21	Sept. 21	Oct. 21	Nov.21	Dec. 21
Moldavia export	-	-	-	-	-	-	-	-	-	-	-	-	-
Moldavia import	-	-	-	-	-	-	-	-	-	-	-	-	-

Note: monthly auctions are currently suspended on Moldavian border.



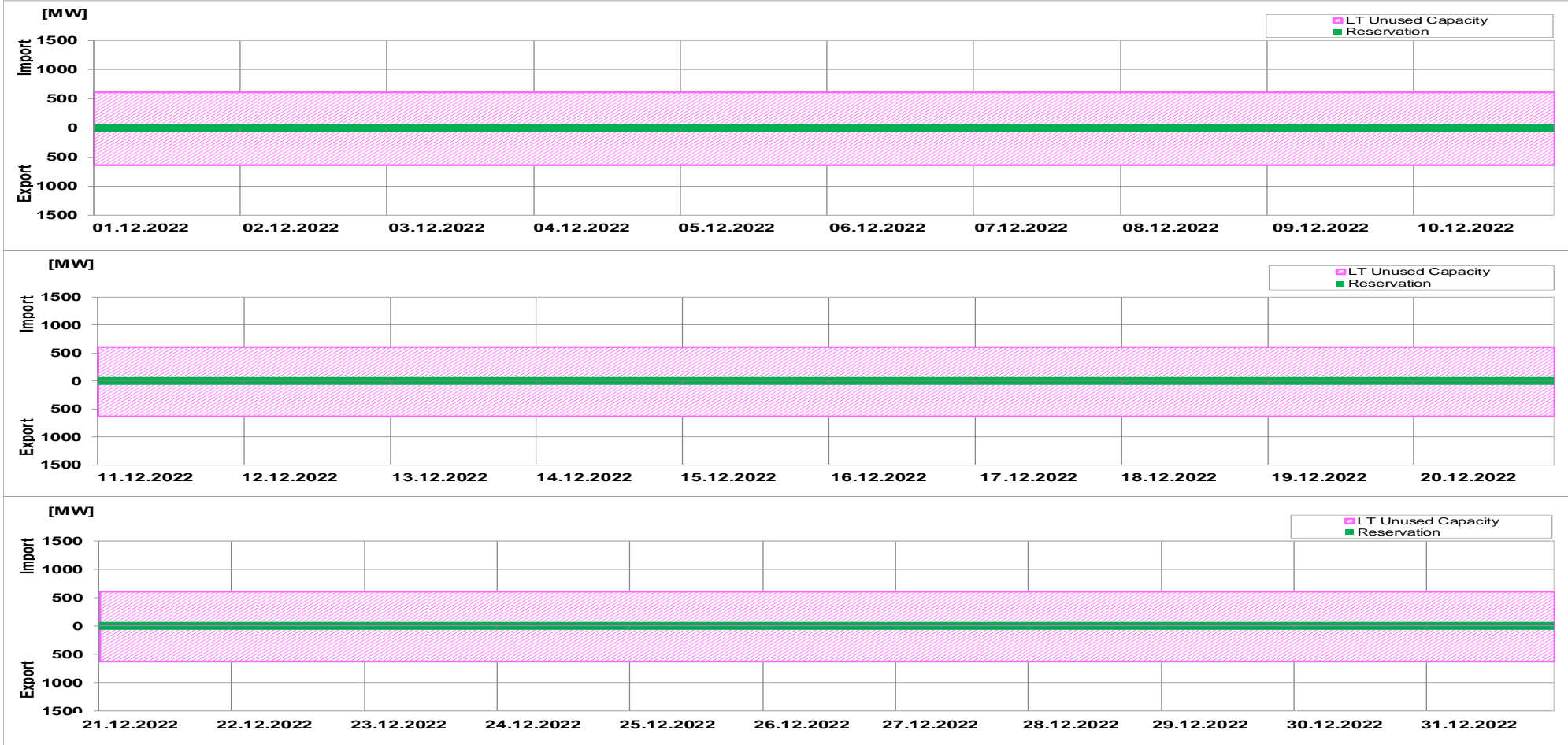
Transelectrica®
Societate Administrată în Sistem Dualist

Market for Allocation of Cross-Border Capacities

Daily Implicit Auctions on Romanian – Hungarian border

Reserved Capacity [MW] average value		LT Unused Capacity (UIOSI and Financial Rights) [MW] average value	
RO-HU	HU-RO	RO-HU	HU-RO
70	70	630	615

Hungary December 2022





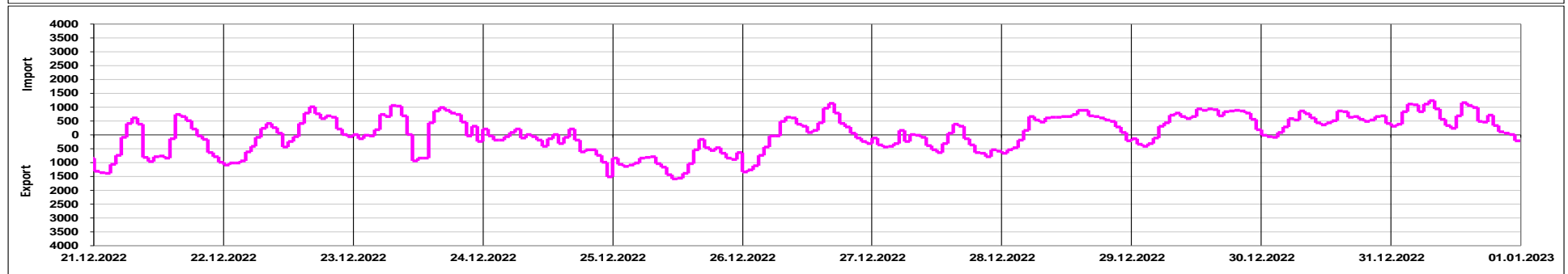
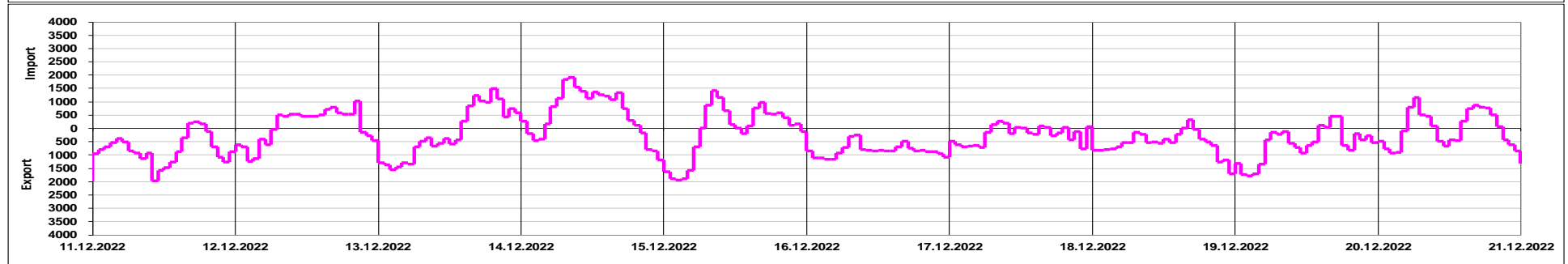
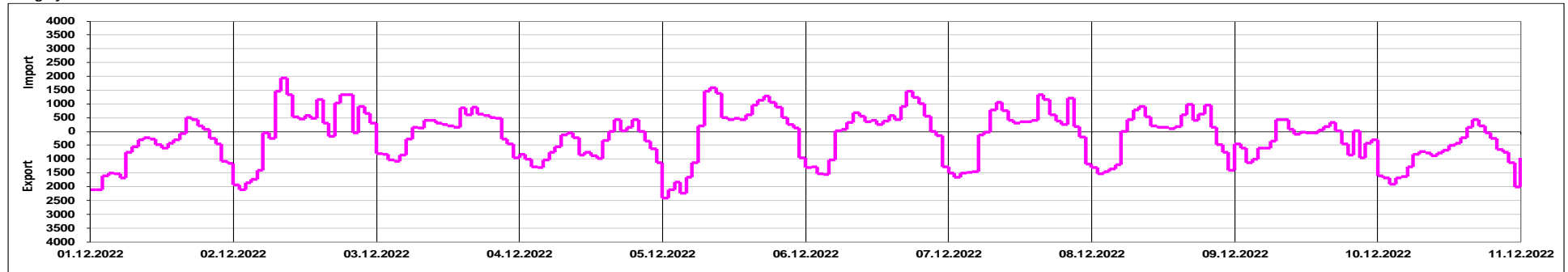
Transelectrica®

Societate Administrată în Sistem Dualist

Market for Allocation of Cross-Border Capacities

Daily Implicit Auctions on Romanian – Hungarian border

Hungary December 2022



Market for Allocation of Cross-Border Capacities

Daily Implicit Auctions on Romanian – Hungarian border

Transelectrica®

Societate Administrată în Sistem Dualist

DAM Prices RO [Euro/MWh]

Day	1	2	3	4	5	6	7	8	9	10	11	12	13	14	15	16	17	18	19	20	21	22	23	24	Max
1	172.33	137.03	17.08	10.74	67.09	283.46	214.30	367.66	462.46	458.37	450.40	431.19	435.01	399.99	459.45	461.78	458.15	484.07	469.79	457.89	430.15	171.74	340.30	276.72	484.07
2	309.67	297.77	179.38	179.39	300.72	317.05	366.02	426.82	444.06	438.33	429.22	426.14	419.13	411.98	429.61	569.29	603.32	515.54	441.53	415.10	456.14	353.12	330.97	267.00	603.32
3	281.72	252.88	235.60	225.87	231.57	256.07	264.79	312.85	341.57	365.92	335.48	333.21	326.23	319.01	315.91	315.91	335.36	358.73	355.40	331.00	311.00	289.90	281.05	250.03	365.92
4	243.16	232.67	239.98	217.11	213.67	216.34	215.99	234.08	261.21	291.42	301.84	308.49	307.26	302.31	306.10	308.24	324.98	351.47	321.15	317.17	299.19	284.45	269.00	249.31	351.47
5	174.08	147.07	71.10	154.24	150.00	254.66	307.01	373.60	439.60	408.26	402.67	424.25	404.91	392.96	413.46	429.91	452.64	444.98	437.21	432.43	392.57	333.11	324.56	294.85	452.64
6	302.02	257.20	251.24	261.82	287.38	309.23	370.14	488.64	525.00	502.12	474.40	459.51	454.47	446.32	459.04	499.28	491.44	479.40	460.63	431.00	383.03	323.41	310.98	284.64	525.00
7	274.77	168.81	164.14	165.62	197.92	270.68	364.64	450.03	474.95	416.40	409.46	380.01	363.59	352.63	411.12	436.74	454.07	526.22	576.12	516.71	417.30	334.62	310.95	282.45	576.12
8	254.22	247.58	234.92	234.34	261.80	300.39	332.16	413.05	449.92	456.39	450.14	449.82	447.86	447.66	454.00	456.99	462.92	498.21	468.76	464.26	439.36	349.97	316.61	247.05	498.21
9	148.84	150.63	235.48	215.79	265.52	292.00	362.25	456.36	474.51	476.00	441.37	305.58	481.10	470.00	476.44	485.16	420.39	507.91	462.42	450.38	151.44	152.42	156.00	91.69	507.91
10	272.73	185.43	183.60	168.34	168.35	258.39	271.22	284.91	338.62	396.61	419.33	412.38	398.10	375.90	377.07	393.50	420.59	449.92	442.70	397.85	347.24	305.72	230.08	192.20	449.92
11	10.13	1.00	0.20	0.20	0.20	0.20	2.00	15.00	152.79	152.80	280.00	174.67	330.61	324.74	308.18	336.51	361.60	413.94	430.46	413.20	384.47	335.35	311.16	183.58	430.46
12	20.32	10.00	45.60	71.09	44.75	267.26	377.26	505.00	629.94	624.83	595.14	546.48	560.57	565.06	591.32	662.04	708.58	664.69	669.17	666.54	477.55	408.90	337.28	168.35	708.58
13	264.15	149.61	133.74	73.38	81.71	316.07	368.90	499.70	571.76	553.29	328.88	281.00	329.99	506.03	552.71	570.25	590.00	665.01	602.03	526.38	461.60	365.52	330.74	294.94	665.01
14	284.04	276.64	275.54	279.60	281.75	311.30	368.82	494.97	539.99	569.72	565.18	568.01	523.06	513.20	514.95	528.53	545.00	590.00	557.00	520.57	487.90	396.67	351.72	325.26	590.00
15	244.00	288.26	248.69	257.47	274.14	290.80	295.54	453.16	490.03	489.66	474.55	454.31	388.58	380.12	455.05	469.93	485.03	500.00	499.91	485.53	439.90	367.72	335.12	302.14	500.00
16	296.30	177.96	162.91	146.90	162.90	191.00	309.34	457.96	543.49	299.83	177.94	177.94	244.74	260.10	307.00	465.14	478.55	505.00	441.40	449.09	319.14	147.40	152.29	177.93	543.49
17	161.61	143.16	143.16	129.05	161.61	167.03	176.57	194.85	291.15	299.81	302.13	253.76	270.07	213.02	242.94	283.50	305.13	335.42	228.50	198.15	268.63	146.07	187.53	18.41	335.42
18	150.62	128.97	123.21	104.22	122.89	127.88	167.77	179.71	208.09	203.71	219.48	205.72	236.25	224.43	229.50	239.86	234.62	235.85	227.51	209.67	153.75	163.08	82.34	43.03	239.86
19	45.74	50.00	29.00	25.00	25.64	109.11	194.40	240.03	258.88	249.13	248.85	247.05	248.70	245.80	249.43	285.08	296.00	294.67	302.64	310.03	281.20	210.68	166.33	134.75	310.03
20	108.19	92.41	92.45	76.35	81.94	148.99	235.66	263.53	264.45	253.10	244.10	241.93	239.42	251.42	269.43	278.39	296.05	282.03	271.16	270.27	250.90	229.49	210.07	176.00	296.05
21	176.6	171.0	161.6	167.9	169.0	180.0	235.5	269.1	273.0	264.1	250.0	241.2	243.1	243.1	259.6	280.7	315.1	264.7	252.5	237.5	215.0	189.6	176.2	148.0	315.14
22	147.3	110.0	121.9	136.0	141.4	162.9	206.8	236.9	243.4	241.1	239.3	237.2	234.1	233.2	236.4	240.1	259.0	250.6	233.6	221.9	206.8	185.0	172.8	165.4	258.99
23	148.7	148.7	146.4	137.9	141.0	148.6	169.5	189.2	217.0	222.2	225.1	214.6	214.6	214.6	219.4	212.3	218.3	214.0	209.9	198.4	181.3	153.7	148.7	119.9	225.09
24	81.2	50.4	50.0	32.5	36.0	48.5	57.5	98.2	122.2	145.9	145.9	147.3	143.6	146.9	151.0	160.1	163.1	166.8	150.5	139.4	129.7	120.0	116.7	110.8	166.81
25	120.3	112.1	106.7	90.8	85.7	85.7	85.6	92.7	110.1	113.3	106.2	121.4	91.8	95.6	93.1	110.1	113.3	131.9	123.1	110.3	119.3	107.4	102.5	9.8	131.91
26	50.3	37.0	27.0	21.3	17.9	16.3	18.1	23.3	38.7	53.6	59.3	59.0	54.9	33.4	35.9	51.6	80.0	78.3	90.3	74.1	75.3	64.0	56.0	33.6	90.25
27	29.3	19.3	14.2	11.5	17.7	27.6	39.9	89.5	106.7	109.6	101.0	113.9	115.5	124.8	139.1	143.3	148.8	158.7	164.7	157.2	147.6	128.8	107.8	87.1	164.69
28	40.28	33.13	22.47	18.29	30.20	84.59	148.76	255.64	217.39	148.78	148.75	142.59	142.59	142.59	148.76	255.64	342.15	296.96	248.07	220.76	147.55	98.04	89.12	56.94	342.15
29	11.52	10.63	9.59	6.46	7.75	9.74	11.88	91.32	145.21	118.31	91.32	91.32	70.03	124.35	148.76	270.00	362.75	220.61	148.76	91.32	84.99	71.26	45.09	24.90	362.75
30	15.33	5.09	3.09	0.65	0.57	4.88	12.44	28.97	57.19	62.71	61.91	62.39	62.10	61.18	65.44	141.99	202.37	141.32	102.38	97.87	53.94	50.05	9.70	4.50	202.37
31	2.52	0.20	0.18	0.17	0.18	0.20	0.25	9.71	18.18	17.89	9.72	9.71	8.81	8.63	13.58	90.99	198.72	140.65	140.61	121.11	17.89	9.71	4.81	2.02	198.72

Average 247.79 EUR/MWh

RO-HU December 2022



Transelectrica[®]
Societate Administrată în Sistem Dualist

Market for Allocation of Cross-Border Capacities

Daily Implicit Auctions on Romanian – Hungarian border

Price difference DAM RO - DAM HU (absolute values) [Euro/MWh]

Price difference DAM RO - DAM HU (absolute values) [Euro/MWh]

Day	1	2	3	4	5	6	7	8	9	10	11	12	13	14	15	16	17	18	19	20	21	22	23	24	Max	
1	126.39	162.88	282.20	278.17	215.82	-	144.46	85.36	0.07	0.11	0.20	14.04	0.44	46.85	4.62	0.12	0.02	-	-	-	0.06	210.12	0.02	31.27	282.20	
2	0.37	0.40	128.11	126.68	-	0.37	0.05	0.06	0.07	0.27	0.09	0.04	0.02	0.26	2.19	63.34	45.21	38.74	0.21	0.32	24.24	0.12	0.30	1.00	128.11	
3	1.17	0.65	1.03	0.56	0.13	0.06	0.30	0.33	0.23	0.23	0.07	0.05	0.07	0.05	-	-	0.48	-	1.07	1.81	1.81	-	0.23	0.83	1.81	
4	0.93	0.96	0.72	0.62	0.38	0.24	0.39	3.77	0.47	0.69	0.08	0.15	0.20	0.06	0.01	-	-	0.30	1.19	1.13	1.13	0.44	1.01	1.08	3.77	
5	3.33	11.18	85.92	4.30	9.48	0.99	0.40	0.29	7.45	0.42	0.20	0.15	-	-	-	-	21.22	-	0.28	0.31	0.02	-	-	0.26	85.92	
6	0.29	11.38	12.67	8.30	-	-	0.11	10.83	-	-	1.37	0.67	0.08	0.01	0.02	12.06	1.39	-	0.45	0.86	0.97	0.42	0.62	2.73	12.67	
7	2.32	81.35	57.03	47.51	39.11	2.24	3.77	27.04	44.85	1.55	0.48	1.15	1.19	0.91	0.05	-	-	21.12	36.23	26.28	0.56	1.31	2.56	1.75	81.35	
8	16.86	16.41	17.20	13.02	6.74	0.08	0.64	1.02	0.48	0.50	0.58	0.22	0.13	0.10	0.01	-	-	-	0.66	0.67	0.37	3.01	3.11	25.63	25.63	
9	190.32	153.11	26.48	31.05	14.19	10.34	0.24	0.13	0.32	0.58	47.92	191.68	-	-	-	4.15	54.49	-	8.31	4.67	308.31	239.40	135.42	219.40	308.31	
10	18.27	52.39	48.45	59.63	61.91	13.40	10.95	13.37	3.46	-	-	-	-	-	-	-	-	-	-	11.10	6.71	8.67	35.85	44.06	61.91	
11	207.48	206.61	214.34	193.96	189.68	200.30	203.96	223.35	113.32	159.14	42.63	175.05	-	-	20.44	-	-	-	0.08	0.04	0.04	-	12.49	118.68	223.35	
12	132.68	138.12	96.68	62.05	97.24	2.15	4.60	-	78.36	125.93	89.19	51.20	67.64	74.74	85.28	122.10	143.27	84.69	119.49	131.65	0.96	-	0.56	10.25	143.27	
13	26.68	82.89	65.29	133.76	165.64	-	-	-	-	-	202.95	245.74	164.63	-	-	-	-	-	0.41	0.25	0.58	0.76	0.61	2.29	245.74	
14	1.79	1.28	1.43	0.28	0.33	0.01	-	-	-	-	-	-	0.30	-	-	-	-	-	-	-	-	-	-	2.02	2.02	
15	56.19	1.40	18.73	8.31	-	0.11	47.70	0.18	-	-	-	0.21	24.50	23.60	-	-	-	-	-	-	-	-	0.19	2.20	56.19	
16	-	115.43	122.92	129.35	123.40	109.71	35.98	0.09	-	271.86	376.59	380.54	260.92	220.29	164.58	-	-	-	50.58	19.21	80.07	187.61	153.51	82.08	380.54	
17	114.29	125.06	79.60	56.60	34.40	53.63	50.63	38.83	0.01	-	-	30.70	-	43.25	24.38	-	-	-	102.58	104.54	0.36	106.36	23.84	184.73	184.73	
18	16.56	24.24	24.92	25.29	20.09	18.27	0.17	1.24	0.49	1.75	0.14	-	1.30	-	-	-	-	0.06	0.36	0.43	0.11	55.06	-	64.84	51.70	64.84
19	43.05	30.36	38.88	39.86	54.18	-	0.61	-	0.71	-	-	-	-	-	-	-	-	-	3.48	4.70	26.42	-	-	3.22	54.18	
20	-	-	-	-	-	1.20	-	2.35	1.72	0.37	0.35	0.87	0.35	1.34	1.53	1.72	3.02	0.33	0.55	0.44	0.34	-	0.74	3.97	3.97	
21	2.27	4.74	19.57	-	-	-	0.55	-	-	5.89	2.20	17.57	12.26	10.29	0.48	-	-	0.05	0.21	0.45	0.35	0.08	-	0.43	19.57	
22	12.22	38.35	19.59	7.66	0.30	0.13	0.42	0.21	0.26	0.61	0.38	0.21	0.20	0.27	0.36	-	-	-	0.14	-	0.04	0.06	0.09	0.03	38.35	
23	-	-	-	-	-	-	-	-	-	-	-	3.08	6.28	6.43	0.67	0.77	0.93	0.04	-	-	-	0.01	-	-	6.43	
24	-	-	-	-	-	-	-	-	-	-	0.09	0.05	0.03	1.42	-	-	-	0.04	0.14	0.11	-	-	-	-	1.42	
25	-	-	-	-	-	-	-	-	-	14.67	-	9.80	-	0.01	-	-	0.02	0.08	0.15	-	0.06	0.05	0.02	90.21	90.21	
26	-	-	-	-	-	-	-	-	-	-	-	-	-	0.48	0.55	1.59	0.37	0.97	1.61	2.23	1.00	2.25	3.15	2.55	3.15	
27	1.39	2.02	1.84	1.42	1.24	1.54	1.44	0.58	0.76	0.96	0.84	0.62	0.70	0.03	-	-	0.24	-	-	0.06	-	-	-	0.30	2.02	
28	-	-	0.20	0.10	-	22.90	63.69	143.88	112.57	54.99	54.90	50.53	59.94	50.13	36.74	146.96	149.53	181.42	134.59	97.87	42.53	-	-	1.14	181.42	
29	0.08	0.19	0.04	0.04	0.07	0.09	-	47.30	87.09	53.64	32.27	24.10	2.85	51.12	79.19	195.30	257.73	134.19	61.82	0.97	-	-	1.15	0.08	257.73	
30	0.63	-	-	-	-	-	-	-	0.55	1.86	0.68	0.73	0.88	0.80	0.72	2.09	43.36	17.02	9.71	9.58	1.29	4.69	0.80	0.04	43.36	
31	0.32	-	0.09	0.15	0.14	0.06	-	7.60	3.53	2.45	1.27	1.17	2.99	1.24	1.62	2.73	37.85	27.15	27.06	18.90	2.35	0.25	0.01	0.04	37.85	

Average 33.82 EUR/MWh

RO-HU December 2022

Market for Allocation of Cross-Border Capacities

Daily Implicit Auctions on Romanian – Hungarian border



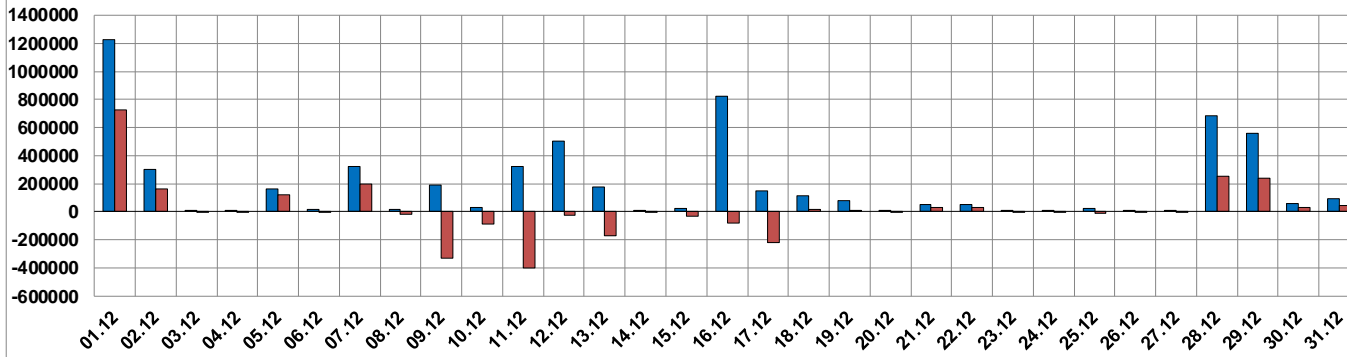
Transelectrica®

Societate Administrată în Sistem Dualist

Congestions Income

GrossTSO_TEL RO-HU [Euro]

NetTSO_TEL RO-HU [Euro]



Day	GrossHub_ RO RO-HU [Euro]	GrossTSO_ TEL RO-HU [Euro]	NetHub_RO RO-HU [Euro]	NetTSO_TE L RO-HU [Euro]
01.12	1 230 723	1 230 723	725 709	725 709
02.12	300 963	300 963	164 761	164 761
03.12	2 394	2 394	- 1 038	- 1 038
04.12	1 417	1 417	- 3 488	- 3 488
05.12	164 660	164 660	118 848	118 848
06.12	13 769	13 769	- 6 720	- 6 720
07.12	321 981	321 981	196 543	196 543
08.12	13 463	13 463	- 20 341	- 20 341
09.12	188 337	188 337	- 328 414	- 328 414
10.12	32 310	32 310	- 89 979	- 89 979
11.12	321 167	321 167	- 397 533	- 397 533
12.12	506 693	506 693	- 25 879	- 25 879
13.12	174 442	174 442	- 169 652	- 169 652
14.12	95	95	- 2 210	- 2 210
15.12	25 405	25 405	- 32 337	- 32 337
16.12	824 522	824 522	- 84 165	- 84 165
17.12	149 154	149 154	- 220 587	- 220 587
18.12	112 857	112 857	16 191	16 191
19.12	80 056	80 056	2 757	2 757
20.12	2 485	2 485	- 4 174	- 4 174
21.12	52 935	52 935	28 560	28 560
22.12	53 876	53 876	28 195	28 195
23.12	2 392	2 392	- 3 344	- 3 344
24.12	86	86	- 503	- 503
25.12	24 988	24 988	- 11 256	- 11 256
26.12	4 551	4 551	- 612	- 612
27.12	1 747	1 747	- 3 168	- 3 168
28.12	683 743	683 743	251 814	251 814
29.12	556 322	556 322	239 796	239 796
30.12	57 490	57 490	27 759	27 759
31.12	90 690	90 690	47 017	47 017
Total	5 995 710	5 995 710	442 548	442 548

UIOSI and FTR Remuneration [Euro]]		RO TSO UIOSI and FTR Remuneration [Euro]	
RO-HU	HU-RO	RO-HU	HU-RO
8 713 297	2 393 027	4 356 648	1 196 513
11 106 323		5 553 162	
RO TSO Daily Auctions Income gross values [Euro]		RO TSO Income after remuneration [Euro]	
5 995 710		442 548	

Note: data are presented in CET hours as resulted from the SDAC coupling algorithm.
Gross values don't take into account UIOSI and financial rights (FTR) remuneration.



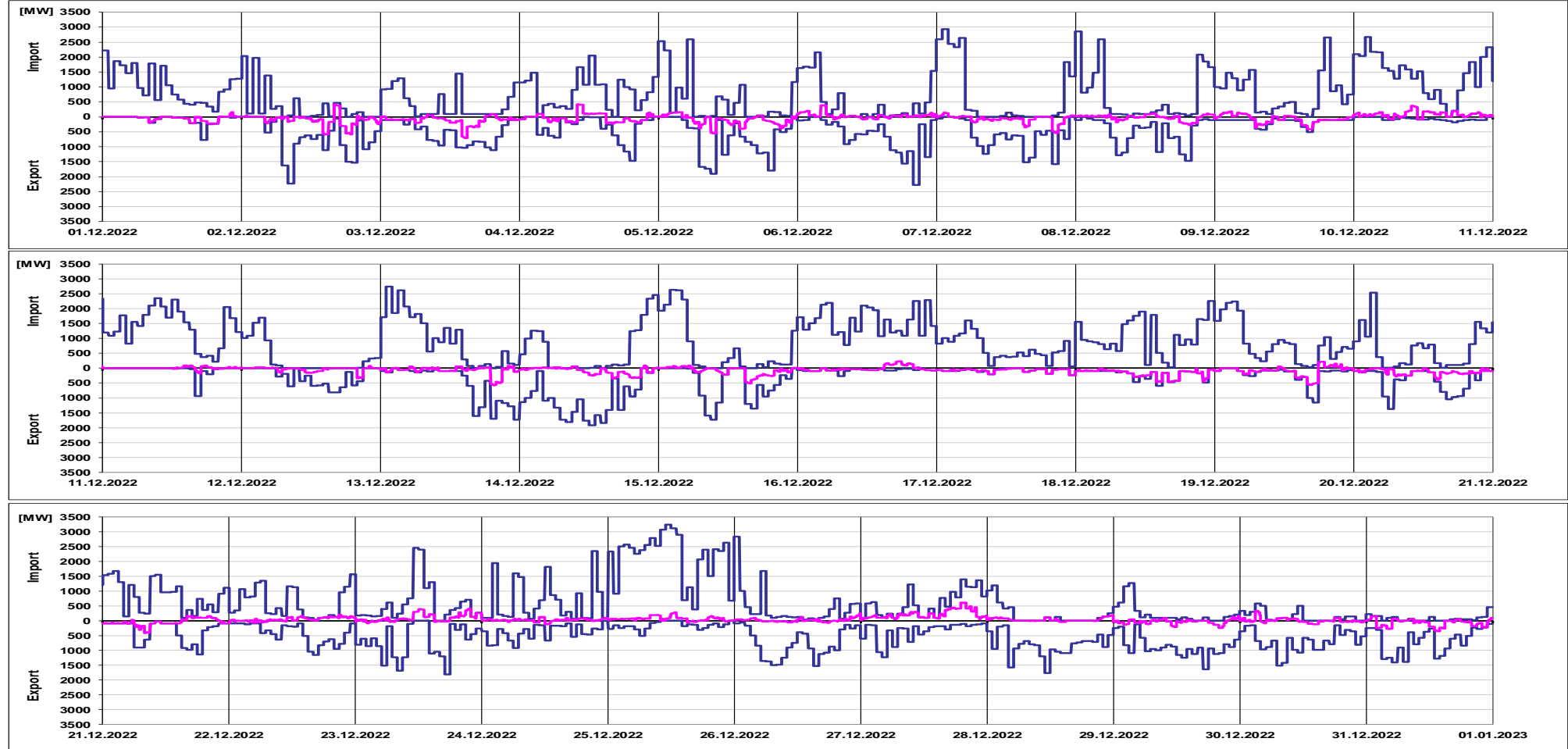
Transelectrica®
Societate Administrată în Sistem Dualist

Market for Allocation of Cross-Border Capacities

Intraday Implicit Auctions on Romanian – Hungarian border

Note: The ATC are the initial values resulted from the calculation process, after the daily flow - based allocation.

Hungary December 2022



Offered Capacity on Intraday Auction [MW]
Net Position border RO - HU [MW]

Public

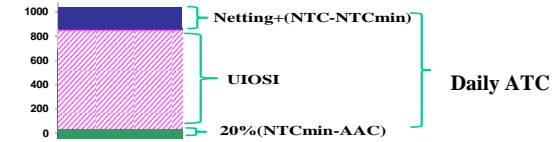


Transelectrica[®]
Societate Administrată în Sistem Dualist

Market for Allocation of Cross-Border Capacities

Daily Implicit Auctions on Romanian – Bulgarian border

Reserved Capacity [MW] average value		Unused Capacity [MW] average value	
RO-BG	BG-RO	RO-BG	BG-RO
150	240	1100	1358



Bulgaria December 2022



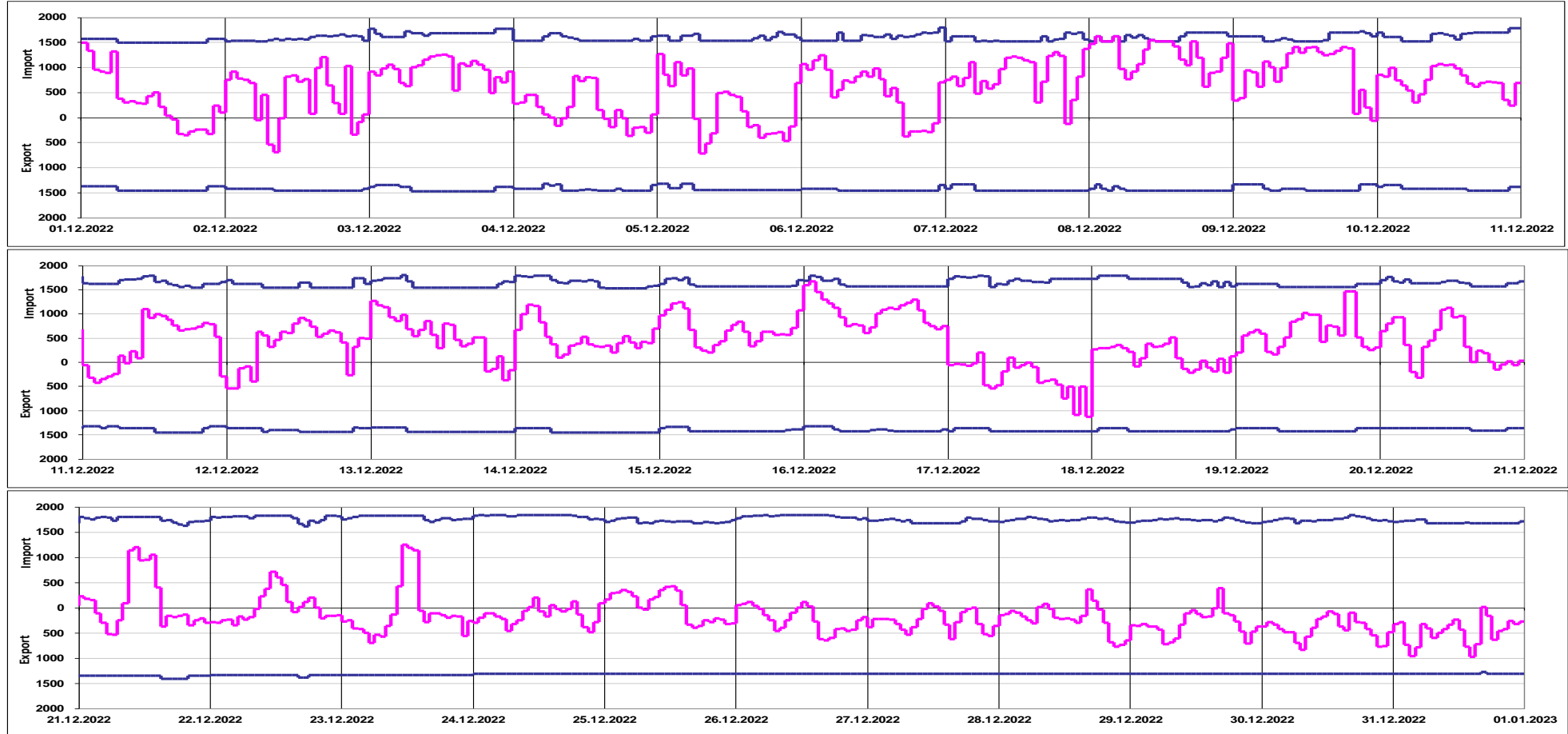


Transelectrica®
Societate Administrată în Sistem Dualist

Market for Allocation of Cross-Border Capacities

Daily Implicit Auctions on Romanian – Bulgarian border

Bulgaria December 2022



Offered Capacity on Daily Auction [MW]

Net Position Border RO – BG [MW]

Public



Transelectrica®
Societate Administrată în Sistem Dualist

Market for Allocation of Cross-Border Capacities

Daily Implicit Auctions on Romanian – Bulgarian border

Congestion Prices [Euro/MWh]

Day	1	2	3	4	5	6	7	8	9	10	11	12	13	14	15	16	17	18	19	20	21	22	23	24	Max	
1	-	-	-	-	-	-	-	-	-	-	-	-	-	-	-	-	-	-	-	-	-	-	-	-	0.00	
2	-	-	-	-	-	-	-	-	-	-	-	-	-	-	-	-	-	-	-	-	-	-	-	-	-	0.00
3	-	-	-	-	-	-	-	-	-	-	-	-	-	-	-	-	-	-	-	-	-	-	-	-	-	0.00
4	-	-	-	-	-	-	-	-	-	-	-	-	-	-	-	-	-	-	-	-	-	-	-	-	-	0.00
5	-	-	-	-	-	-	-	-	-	-	-	-	-	-	-	-	-	-	-	-	-	-	-	-	-	0.00
6	-	-	-	-	-	-	-	-	-	-	-	-	-	-	-	-	-	-	-	-	-	-	-	-	-	0.00
7	-	-	-	-	-	-	-	-	-	-	-	-	-	-	-	-	-	-	-	-	-	-	-	-	-	0.00
8	-	65.39	67.89	67.31	29.80	-	-	-	-	-	119.88	144.32	142.36	123.35	-	-	-	-	-	-	-	-	-	-	-	144.32
9	-	-	-	-	-	-	-	-	-	-	-	-	-	-	-	-	-	-	-	-	-	-	-	-	-	0.00
10	-	-	-	-	-	-	-	-	-	-	-	-	-	-	-	-	-	-	-	-	-	-	-	-	-	0.00
11	-	-	-	-	-	-	-	-	-	-	-	-	-	-	-	-	-	-	-	-	-	-	-	-	-	0.00
12	-	-	-	-	-	-	-	-	-	-	-	-	-	-	-	-	-	-	-	-	-	-	-	-	-	0.00
13	-	-	-	-	-	-	-	-	-	-	-	-	-	-	-	-	-	-	-	-	-	-	-	-	-	0.00
14	-	-	-	-	-	-	-	-	-	-	-	-	-	-	-	-	-	-	-	-	-	-	-	-	-	0.00
15	-	-	-	-	-	-	-	-	-	-	-	-	-	-	-	-	-	-	-	-	-	-	-	-	-	0.00
16	-	-	-	-	-	-	-	-	-	-	-	-	-	-	-	-	-	-	-	-	-	-	-	-	-	0.00
17	-	-	-	-	-	-	-	-	-	-	-	-	-	-	-	-	-	-	-	-	-	-	-	-	-	0.00
18	-	-	-	-	-	-	-	-	-	-	-	-	-	-	-	-	-	-	-	-	-	-	-	-	-	0.00
19	-	-	-	-	-	-	-	-	-	-	-	-	-	-	-	-	-	-	-	-	-	-	-	-	-	0.00
20	-	-	-	-	-	-	-	-	-	-	-	-	-	-	-	-	-	-	-	-	-	-	-	-	-	0.00
21	-	-	-	-	-	-	-	-	-	-	-	-	-	-	-	-	-	-	-	-	-	-	-	-	-	0.00
22	-	-	-	-	-	-	-	-	-	-	-	-	-	-	-	-	-	-	-	-	-	-	-	-	-	0.00
23	-	-	-	-	-	-	-	-	-	-	-	-	-	-	-	-	-	-	-	-	-	-	-	-	-	0.00
24	-	-	-	-	-	-	-	-	-	-	-	-	-	-	-	-	-	-	-	-	-	-	-	-	-	0.00
25	-	-	-	-	-	-	-	-	-	-	-	-	-	-	-	-	-	-	-	-	-	-	-	-	-	0.00
26	-	-	-	-	-	-	-	-	-	-	-	-	-	-	-	-	-	-	-	-	-	-	-	-	-	0.00
27	-	-	-	-	-	-	-	-	-	-	-	-	-	-	-	-	-	-	-	-	-	-	-	-	-	0.00
28	-	-	-	-	-	-	-	-	-	-	-	-	-	-	-	-	-	-	-	-	-	-	-	-	-	0.00
29	-	-	-	-	-	-	-	-	-	-	-	-	-	-	-	-	-	-	-	-	-	-	-	-	-	0.00
30	-	-	-	-	-	-	-	-	-	-	-	-	-	-	-	-	-	-	-	-	-	-	-	-	-	0.00
31	-	-	-	-	-	-	-	-	-	-	-	-	-	-	-	-	-	-	-	-	-	-	-	-	-	0.00
Average																										95.04 EUR/MWh

RO-BG December 2022

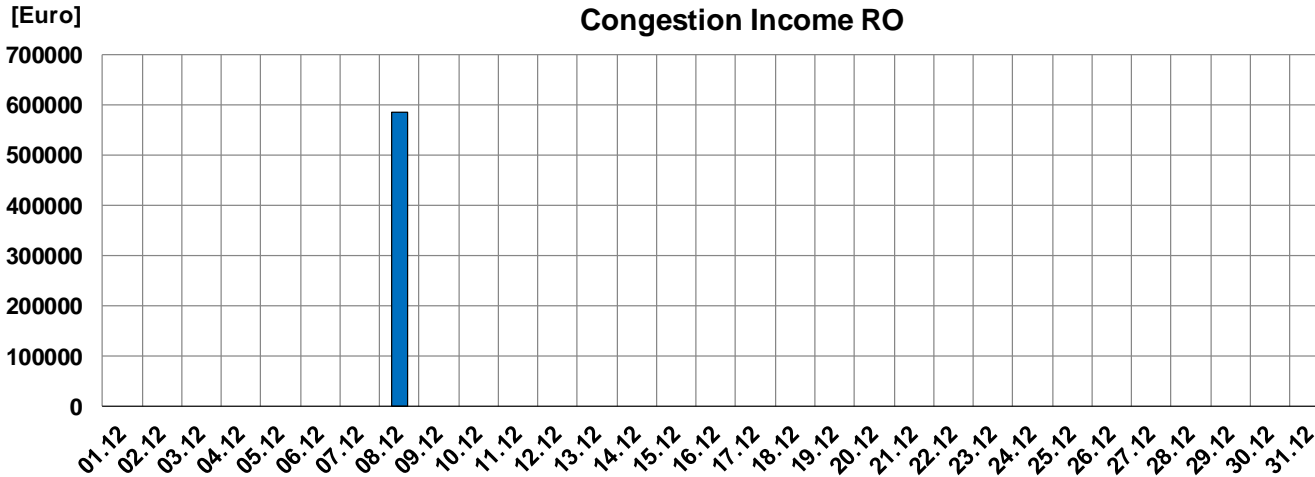


Transelectrica®

Societate Administrată în Sistem Dualist

Market for Allocation of Cross-Border Capacities

Daily Implicit Auctions on Romanian – Bulgarian border



Day	Congestion Income border RO-BG [Euro]	Congestion Income RO [Euro]
01.12	0	0
02.12	0	0
03.12	0	0
04.12	0	0
05.12	0	0
06.12	0	0
07.12	0	0
08.12	1 172 774	586 387
09.12	0	0
10.12	0	0
11.12	0	0
12.12	0	0
13.12	0	0
14.12	0	0
15.12	0	0
16.12	0	0
17.12	0	0
18.12	0	0
19.12	0	0
20.12	0	0
21.12	0	0
22.12	0	0
23.12	0	0
24.12	0	0
25.12	0	0
26.12	0	0
27.12	0	0
28.12	0	0
29.12	0	0
30.12	0	0
31.12	0	0
Total	1 172 774	586 387

Daily Auctions Income [Euro]		UIOSI Remuneration [Euro]	
RO-BG	BG-RO	RO-BG	BG-RO
0	1 172 774	0	988 024
1 172 774		988 024	

TSO Income (Z-R) [Euro]	RO TSO Income (Z-R) [Euro]
184 750	92 375

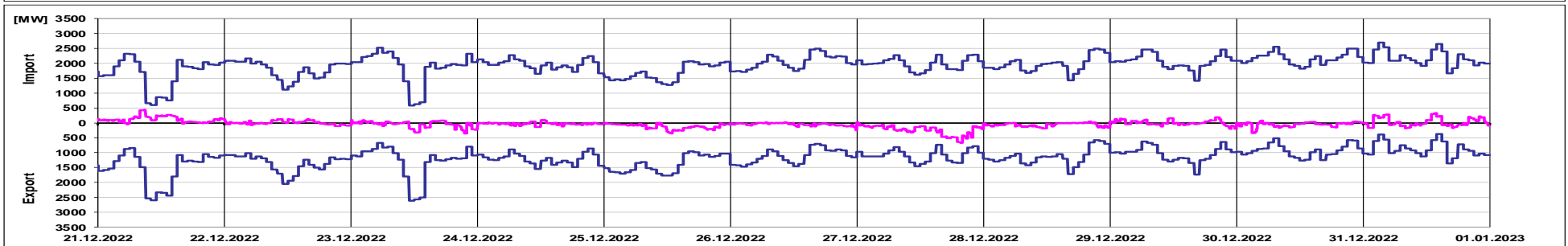
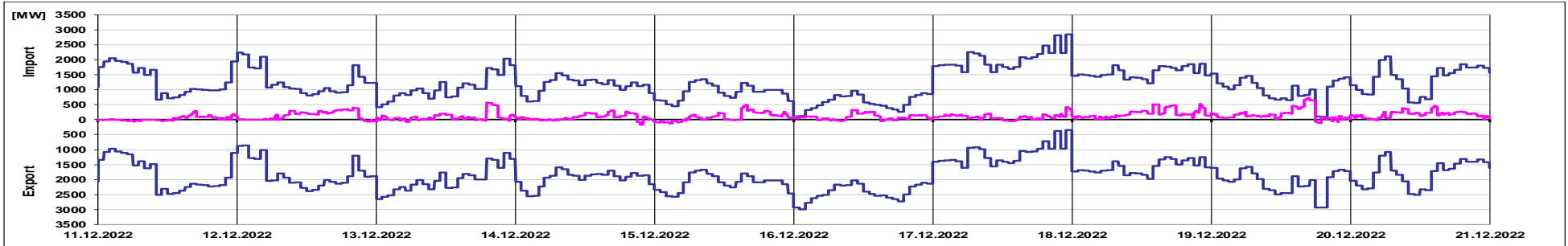
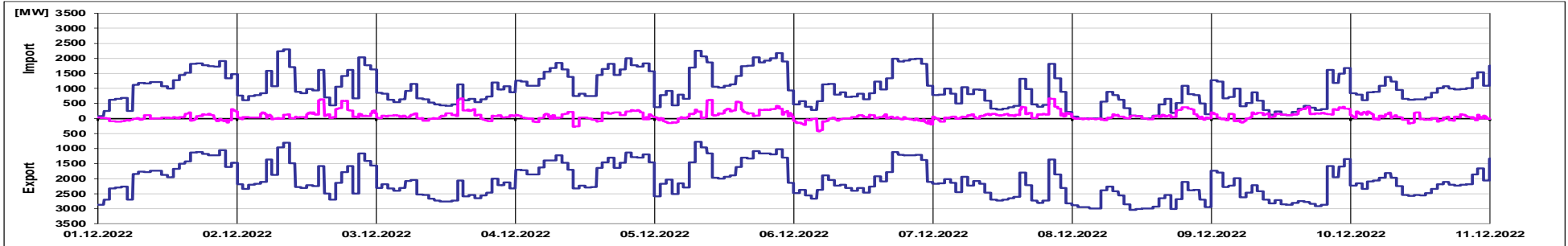


Transelectrica®
Societate Administrată în Sistem Dualist

Market for Allocation of Cross-Border Capacities

Intraday Implicit Auctions on Romanian – Bulgarian border

Bulgaria December 2022



Offered Capacity on Intraday Auction [MW]

Net Position border RO - BG [MW]

Public

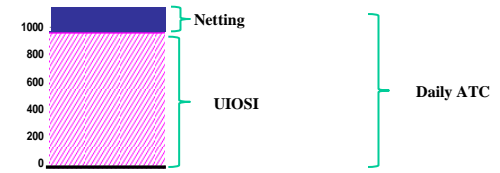


Transelectrica®
Societate Administrată în Sistem Dualist

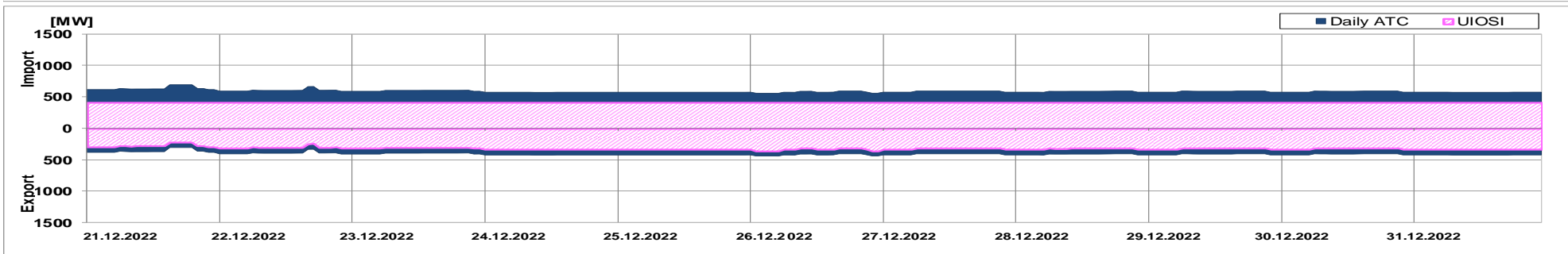
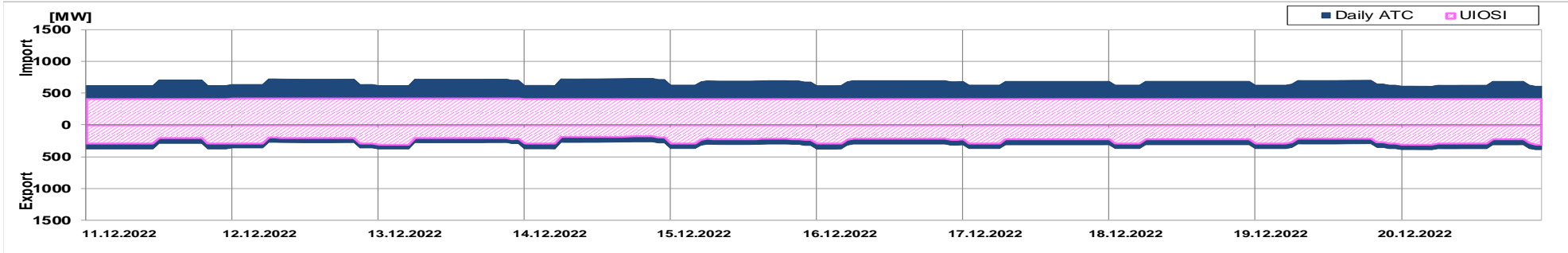
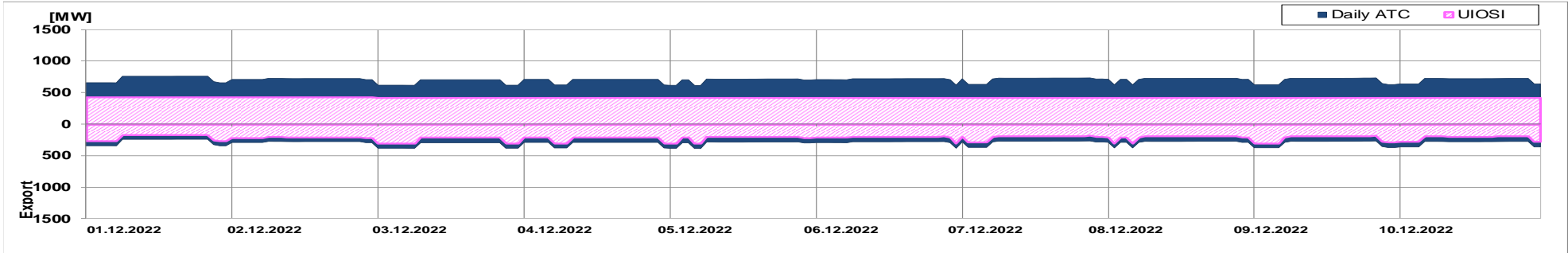
Market for Allocation of Cross-Border Capacities

Daily Explicit Auctions on Romanian – Serbian border

Unused Capacity [MW] average value	
RO-RS	RS-RO
264	417



Serbia December 2022



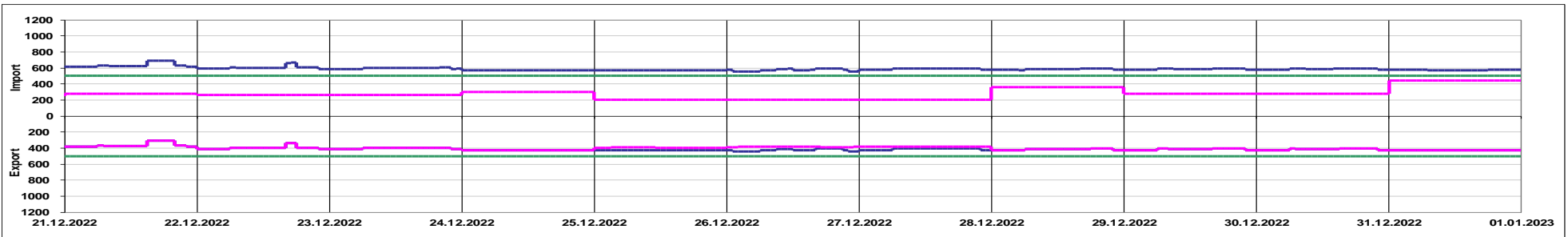
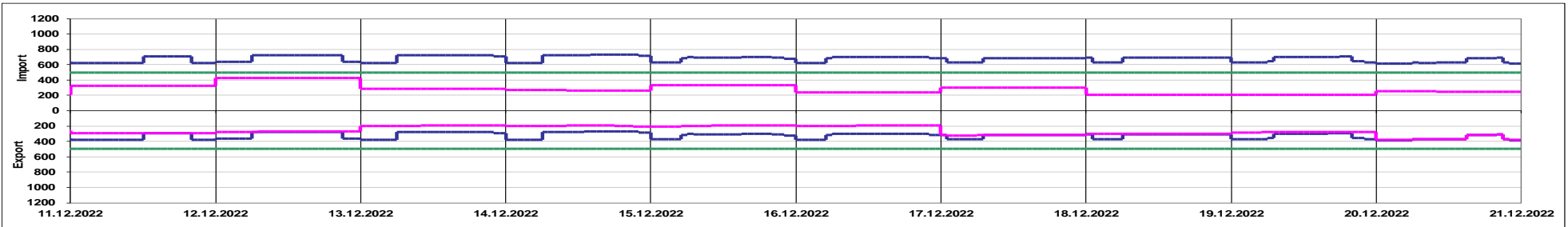
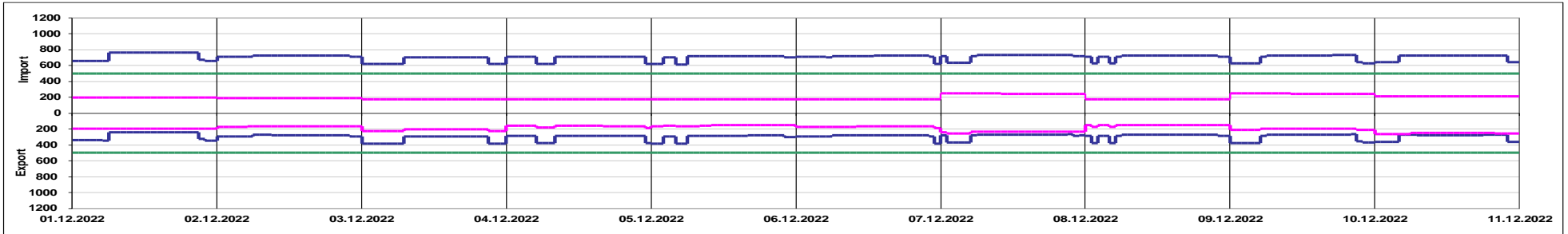


Transelectrica®
Societate Administrată în Sistem Dualist

Market for Allocation of Cross-Border Capacities

Daily Explicit Auctions on Romanian – Serbian border

Serbia December 2022



Offered Capacity on Daily Auction [MW]

Allocated Capacity on Daily Auction [MW]

Net Transfer Capacity (NTC) [MW]



Transelectrica®
Societate Administrată în Sistem Dualist

Market for Allocation of Cross-Border Capacities

Daily Explicit Auctions on Romanian – Serbian border

Auction Price [Euro/MWh] – Export

Day	1	2	3	4	5	6	7	8	9	10	11	12	13	14	15	16	17	18	19	20	21	22	23	24	Max	
1	0.00	0.00	0.00	0.00	0.00	0.00	0.00	0.00	0.00	0.00	0.00	0.00	0.00	0.00	0.00	0.00	0.00	0.00	0.00	0.00	0.00	0.00	0.00	0.00	0.00	0.00
2	0.00	0.00	0.00	0.00	0.00	0.00	0.00	0.00	0.00	0.00	0.00	0.00	0.00	0.00	0.00	0.00	0.00	0.00	0.00	0.00	0.00	0.00	0.00	0.00	0.00	0.00
3	0.00	0.00	0.00	0.00	0.00	0.00	0.00	0.00	0.00	0.00	0.00	0.00	0.00	0.00	0.00	0.00	0.00	0.00	0.00	0.00	0.00	0.00	0.00	0.00	0.00	0.00
4	0.00	0.00	0.00	0.00	0.00	0.00	0.00	0.00	0.00	0.00	0.00	0.00	0.00	0.00	0.00	0.00	0.00	0.00	0.00	0.00	0.00	0.00	0.00	0.00	0.00	0.00
5	0.00	0.00	0.00	0.00	0.00	0.00	0.00	0.00	0.00	0.00	0.00	0.00	0.00	0.00	0.00	0.00	0.00	0.00	0.00	0.00	0.00	0.00	0.00	0.00	0.00	0.00
6	0.00	0.00	0.00	0.00	0.00	0.00	0.00	0.00	0.00	0.00	0.00	0.00	0.00	0.00	0.00	0.00	0.00	0.00	0.00	0.00	0.00	0.00	0.00	0.00	0.00	0.00
7	0.00	0.00	0.00	0.00	0.00	0.00	0.00	0.00	0.00	0.00	0.00	0.00	0.00	0.00	0.00	0.00	0.00	0.00	0.00	0.00	0.00	0.00	0.00	0.00	0.00	0.00
8	0.00	0.00	0.00	0.00	0.00	0.00	0.00	0.00	0.00	0.00	0.00	0.00	0.00	0.00	0.00	0.00	0.00	0.00	0.00	0.00	0.00	0.00	0.00	0.00	0.00	0.00
9	0.00	0.00	0.00	0.00	0.00	0.00	0.00	0.00	0.00	0.00	0.00	0.00	0.00	0.00	0.00	0.00	0.00	0.00	0.00	0.00	0.00	0.00	0.00	0.00	0.00	0.00
10	0.00	0.00	0.00	0.00	0.00	0.00	0.00	0.00	0.00	0.00	0.00	0.00	0.00	0.00	0.00	0.00	0.00	0.00	0.00	0.00	0.00	0.00	0.00	0.00	0.00	0.00
11	0.00	0.00	0.00	0.00	0.00	0.00	0.00	0.00	0.00	0.00	0.00	0.00	0.00	0.00	0.00	0.00	0.00	0.00	0.00	0.00	0.00	0.00	0.00	0.00	0.00	0.00
12	0.00	0.00	0.00	0.00	0.00	0.00	0.01	0.00	0.00	0.00	0.00	0.00	0.00	0.00	0.00	0.00	0.00	0.00	0.00	0.00	0.00	0.00	0.00	0.00	0.00	0.01
13	0.00	0.00	0.00	0.00	0.00	0.00	0.00	0.00	0.00	0.00	0.00	0.00	0.00	0.00	0.00	0.00	0.00	0.00	0.00	0.00	0.00	0.00	0.00	0.00	0.00	0.00
14	0.00	0.00	0.00	0.00	0.00	0.00	0.00	0.00	0.00	0.00	0.00	0.00	0.00	0.00	0.00	0.00	0.00	0.00	0.00	0.00	0.00	0.00	0.00	0.00	0.00	0.00
15	0.00	0.00	0.00	0.00	0.00	0.00	0.00	0.00	0.00	0.00	0.00	0.00	0.00	0.00	0.00	0.00	0.00	0.00	0.00	0.00	0.00	0.00	0.00	0.00	0.00	0.00
16	0.00	0.00	0.00	0.00	0.00	0.00	0.00	0.00	0.00	0.00	0.00	0.00	0.00	0.00	0.00	0.00	0.00	0.00	0.00	0.00	0.00	0.00	0.00	0.00	0.00	0.00
17	0.01	0.00	0.00	0.00	0.00	0.00	0.00	0.01	0.01	0.01	0.01	0.01	0.01	0.01	0.01	0.01	0.01	0.01	0.01	0.01	0.01	0.01	0.01	0.01	0.01	0.01
18	0.00	0.00	0.00	0.00	0.00	0.00	0.00	0.00	0.00	0.00	0.00	0.00	0.00	0.00	0.00	0.00	0.00	0.00	0.00	0.00	0.00	0.00	0.00	0.00	0.00	0.00
19	0.00	0.00	0.00	0.00	0.00	0.00	0.00	0.00	0.00	0.00	0.00	0.00	0.00	0.00	0.00	0.00	0.00	0.00	0.00	0.00	0.00	0.00	0.00	0.00	0.00	0.00
20	0.00	0.00	0.00	0.00	0.00	0.00	0.01	0.01	0.01	0.01	0.01	0.01	0.01	0.01	0.01	0.01	0.01	0.01	0.01	0.01	0.01	0.01	0.01	0.00	0.00	0.01
21	0.01	0.01	0.01	0.01	0.01	0.01	0.01	0.01	0.01	0.01	0.01	0.01	0.01	0.01	0.01	0.10	0.10	0.10	0.10	0.10	0.05	0.05	0.01	0.01	0.01	0.10
22	0.01	0.01	0.01	0.01	0.01	0.01	0.01	0.01	0.01	0.01	0.01	0.01	0.01	0.01	0.01	0.01	0.09	0.09	0.01	0.01	0.01	0.01	0.01	0.01	0.01	0.09
23	0.01	0.01	0.01	0.01	0.01	0.01	0.01	0.01	0.01	0.01	0.01	0.01	0.01	0.01	0.01	0.01	0.01	0.01	0.01	0.01	0.01	0.01	0.01	0.01	0.01	0.01
24	0.01	0.01	0.01	0.01	0.01	0.01	0.01	0.01	0.01	0.01	0.01	0.01	0.01	0.01	0.01	0.01	0.01	0.01	0.01	0.01	0.01	0.01	0.01	0.01	0.01	0.01
25	0.00	0.00	0.00	0.00	0.00	0.00	0.00	0.00	0.00	0.00	0.00	0.00	0.00	0.00	0.00	0.00	0.00	0.00	0.00	0.00	0.00	0.00	0.00	0.00	0.00	0.00
26	0.00	0.00	0.00	0.00	0.00	0.00	0.00	0.00	0.00	0.00	0.00	0.00	0.00	0.00	0.00	0.00	0.00	0.00	0.00	0.00	0.00	0.00	0.00	0.00	0.00	0.00
27	0.00	0.00	0.00	0.00	0.00	0.00	0.00	0.00	0.00	0.00	0.00	0.00	0.00	0.00	0.00	0.00	0.00	0.00	0.00	0.00	0.00	0.00	0.00	0.00	0.00	0.00
28	0.01	0.01	0.01	0.01	0.01	0.01	0.01	0.01	0.01	0.01	0.01	0.01	0.01	0.01	0.01	0.01	0.01	0.01	0.01	0.01	0.01	0.05	0.05	0.01	0.01	0.05
29	0.01	0.01	0.01	0.01	0.01	0.01	0.01	0.01	0.01	0.01	0.01	0.01	0.01	0.01	0.01	0.01	0.01	0.01	0.01	0.01	0.01	0.01	0.01	0.01	0.01	0.01
30	0.01	0.01	0.01	0.01	0.01	0.01	0.01	0.01	0.01	0.01	0.01	0.01	0.01	0.01	0.01	0.01	0.01	0.01	0.01	0.01	0.01	0.01	0.01	0.01	0.01	0.01
31	0.05	0.05	0.05	0.05	0.05	0.05	0.05	0.05	0.05	0.05	0.05	0.05	0.05	0.05	0.05	0.05	0.05	0.05	0.05	0.05	0.05	0.05	0.05	0.05	0.05	0.05

Serbia December 2022

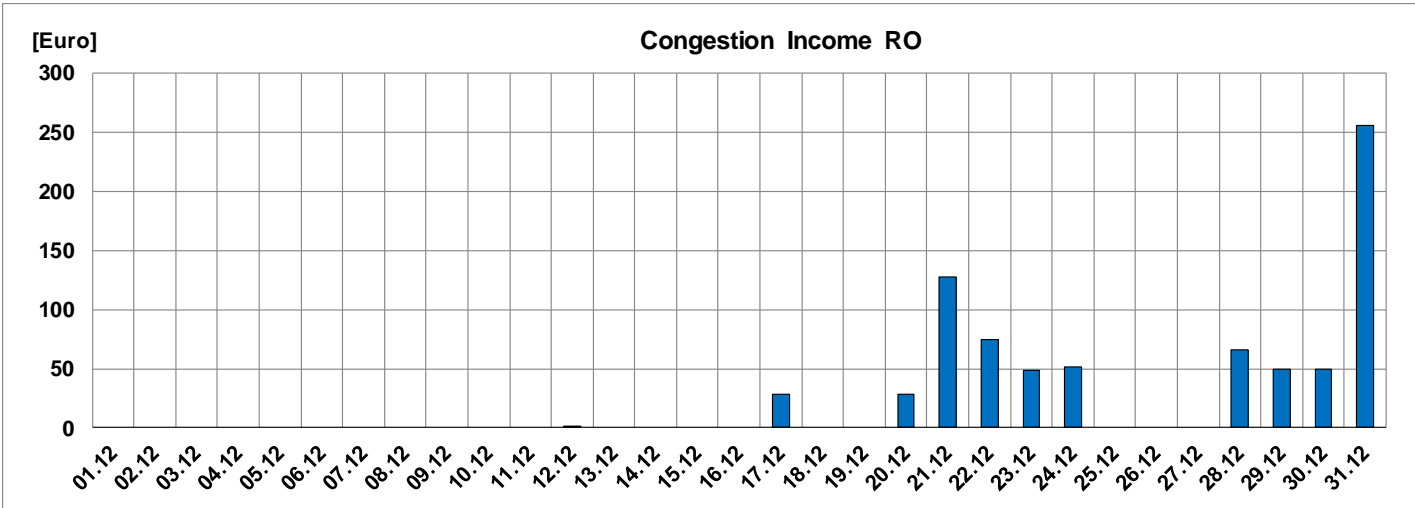


Transelectrica®

Societate Administrată în Sistem Dualist

Market for Allocation of Cross-Border Capacities

Daily Explicit Allocation on Romanian – Serbian border



Day	Congestion Income border RO-RS [Euro]	Congestion Income RO [Euro]
01.12	0	0
02.12	0	0
03.12	0	0
04.12	0	0
05.12	0	0
06.12	0	0
07.12	0	0
08.12	0	0
09.12	0	0
10.12	0	0
11.12	0	0
12.12	3	1
13.12	0	0
14.12	0	0
15.12	0	0
16.12	0	0
17.12	56	28
18.12	0	0
19.12	0	0
20.12	56	28
21.12	255	128
22.12	149	74
23.12	97	48
24.12	103	51
25.12	0	0
26.12	0	0
27.12	0	0
28.12	133	66
29.12	100	50
30.12	100	50
31.12	512	256
Total	1 563	781

Daily Auctions Income [Euro]		UIOSI Remuneration [Euro]	
RO-RS	RS-RO	RO-RS	RS-RO
1 563	0	1 225	0
1 563		1 225	

TSOs Income (Z-R) [Euro]	RO TSO Income (Z-R) [Euro]
338	169

Public

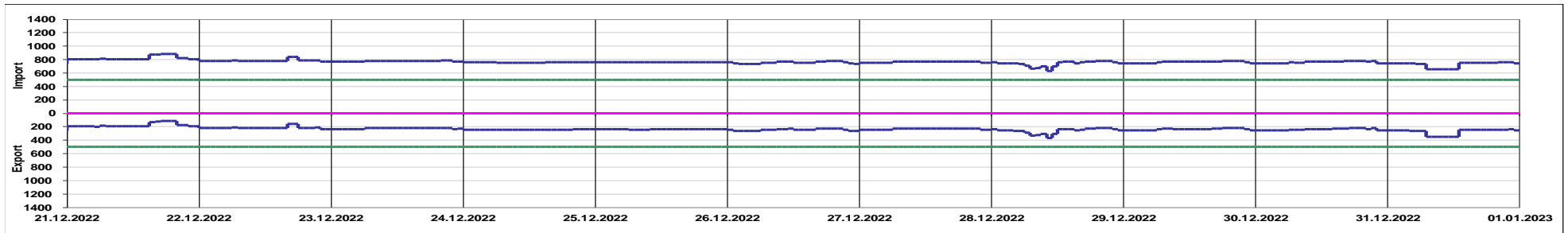
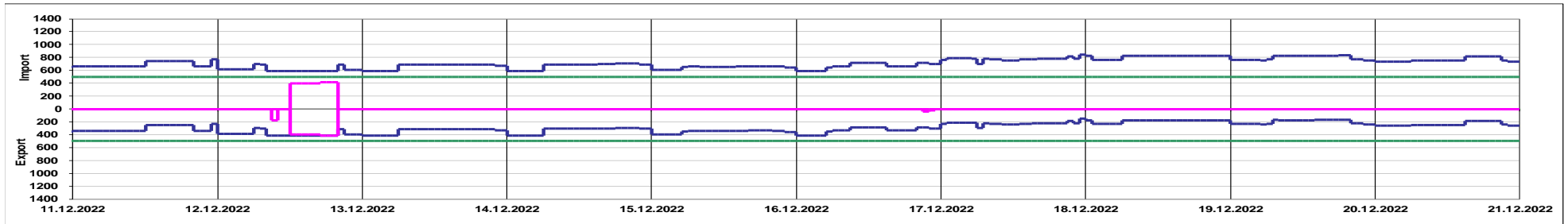
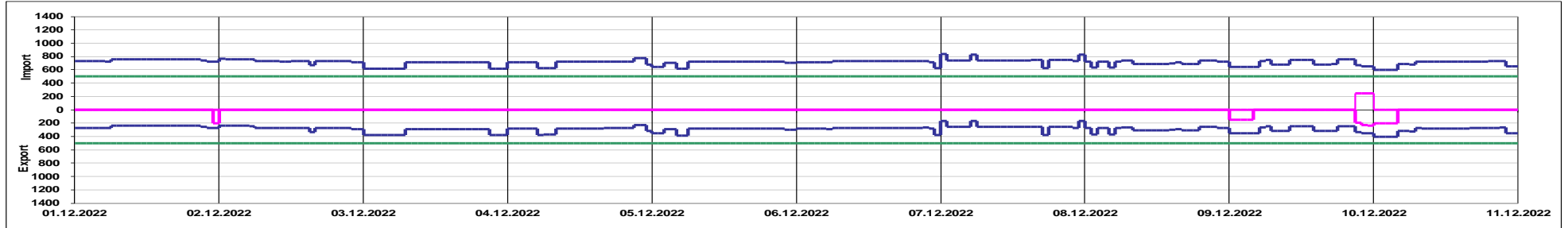


Transelectrica®
Societate Administrată în Sistem Dualist

Market for Allocation of Cross-Border Capacities

Intraday Explicit Auctions on Romanian – Serbian border

Serbia December 2022



Offered Capacity on Intraday Auction [MW]

Allocated Capacity on Intraday Auction [MW]

Net Transfer Capacity (NTC) [MW]

Public

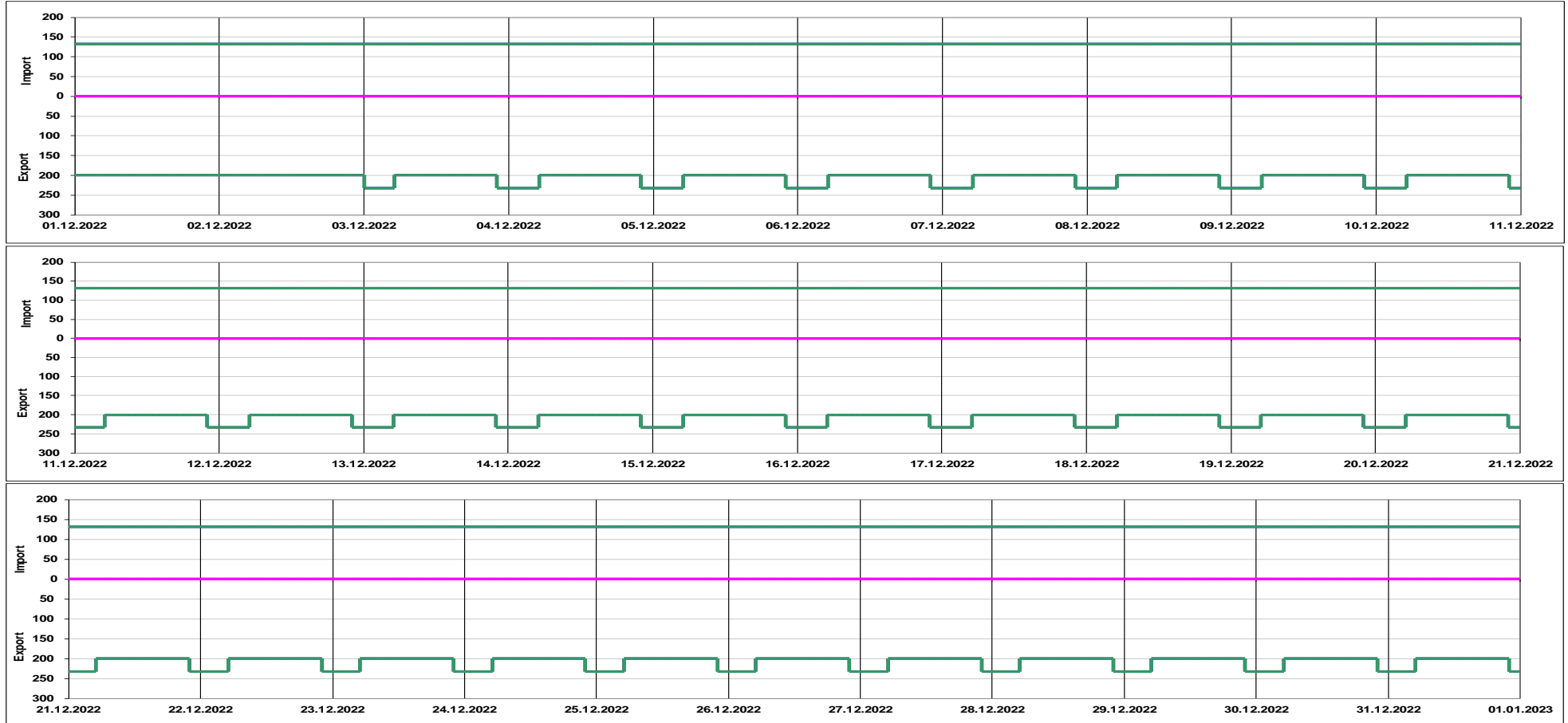
Market for Allocation of Cross-Border Capacities

Daily Explicit Auctions on Romanian – Ukrainian border



Transelectrica®
Societate Administrată în Sistem Dualist

Ukraine December 2022



Offered Capacity on Daily Auction [MW]

Allocated Capacity on Daily Auction [MW]

Net Transfer Capacity (NTC) [MW]

Note: in December 2022, there were no capacity requests on the Ukrainian border, due to the armed events that took place in Ukraine and the cancellation of exports from Ukraine to all neighbors.

Market for Allocation of Cross-Border Capacities

Daily Explicit Auctions on Romanian – Ukrainian border



Auction Price [Euro/MWh] – Export

Day	1	2	3	4	5	6	7	8	9	10	11	12	13	14	15	16	17	18	19	20	21	22	23	24	Max
1	0.00	0.00	0.00	0.00	0.00	0.00	0.00	0.00	0.00	0.00	0.00	0.00	0.00	0.00	0.00	0.00	0.00	0.00	0.00	0.00	0.00	0.00	0.00	0.00	0.00
2	0.00	0.00	0.00	0.00	0.00	0.00	0.00	0.00	0.00	0.00	0.00	0.00	0.00	0.00	0.00	0.00	0.00	0.00	0.00	0.00	0.00	0.00	0.00	0.00	0.00
3	0.00	0.00	0.00	0.00	0.00	0.00	0.00	0.00	0.00	0.00	0.00	0.00	0.00	0.00	0.00	0.00	0.00	0.00	0.00	0.00	0.00	0.00	0.00	0.00	0.00
4	0.00	0.00	0.00	0.00	0.00	0.00	0.00	0.00	0.00	0.00	0.00	0.00	0.00	0.00	0.00	0.00	0.00	0.00	0.00	0.00	0.00	0.00	0.00	0.00	0.00
5	0.00	0.00	0.00	0.00	0.00	0.00	0.00	0.00	0.00	0.00	0.00	0.00	0.00	0.00	0.00	0.00	0.00	0.00	0.00	0.00	0.00	0.00	0.00	0.00	0.00
6	0.00	0.00	0.00	0.00	0.00	0.00	0.00	0.00	0.00	0.00	0.00	0.00	0.00	0.00	0.00	0.00	0.00	0.00	0.00	0.00	0.00	0.00	0.00	0.00	0.00
7	0.00	0.00	0.00	0.00	0.00	0.00	0.00	0.00	0.00	0.00	0.00	0.00	0.00	0.00	0.00	0.00	0.00	0.00	0.00	0.00	0.00	0.00	0.00	0.00	0.00
8	0.00	0.00	0.00	0.00	0.00	0.00	0.00	0.00	0.00	0.00	0.00	0.00	0.00	0.00	0.00	0.00	0.00	0.00	0.00	0.00	0.00	0.00	0.00	0.00	0.00
9	0.00	0.00	0.00	0.00	0.00	0.00	0.00	0.00	0.00	0.00	0.00	0.00	0.00	0.00	0.00	0.00	0.00	0.00	0.00	0.00	0.00	0.00	0.00	0.00	0.00
10	0.00	0.00	0.00	0.00	0.00	0.00	0.00	0.00	0.00	0.00	0.00	0.00	0.00	0.00	0.00	0.00	0.00	0.00	0.00	0.00	0.00	0.00	0.00	0.00	0.00
11	0.00	0.00	0.00	0.00	0.00	0.00	0.00	0.00	0.00	0.00	0.00	0.00	0.00	0.00	0.00	0.00	0.00	0.00	0.00	0.00	0.00	0.00	0.00	0.00	0.00
12	0.00	0.00	0.00	0.00	0.00	0.00	0.00	0.00	0.00	0.00	0.00	0.00	0.00	0.00	0.00	0.00	0.00	0.00	0.00	0.00	0.00	0.00	0.00	0.00	0.00
13	0.00	0.00	0.00	0.00	0.00	0.00	0.00	0.00	0.00	0.00	0.00	0.00	0.00	0.00	0.00	0.00	0.00	0.00	0.00	0.00	0.00	0.00	0.00	0.00	0.00
14	0.00	0.00	0.00	0.00	0.00	0.00	0.00	0.00	0.00	0.00	0.00	0.00	0.00	0.00	0.00	0.00	0.00	0.00	0.00	0.00	0.00	0.00	0.00	0.00	0.00
15	0.00	0.00	0.00	0.00	0.00	0.00	0.00	0.00	0.00	0.00	0.00	0.00	0.00	0.00	0.00	0.00	0.00	0.00	0.00	0.00	0.00	0.00	0.00	0.00	0.00
16	0.00	0.00	0.00	0.00	0.00	0.00	0.00	0.00	0.00	0.00	0.00	0.00	0.00	0.00	0.00	0.00	0.00	0.00	0.00	0.00	0.00	0.00	0.00	0.00	0.00
17	0.00	0.00	0.00	0.00	0.00	0.00	0.00	0.00	0.00	0.00	0.00	0.00	0.00	0.00	0.00	0.00	0.00	0.00	0.00	0.00	0.00	0.00	0.00	0.00	0.00
18	0.00	0.00	0.00	0.00	0.00	0.00	0.00	0.00	0.00	0.00	0.00	0.00	0.00	0.00	0.00	0.00	0.00	0.00	0.00	0.00	0.00	0.00	0.00	0.00	0.00
19	0.00	0.00	0.00	0.00	0.00	0.00	0.00	0.00	0.00	0.00	0.00	0.00	0.00	0.00	0.00	0.00	0.00	0.00	0.00	0.00	0.00	0.00	0.00	0.00	0.00
20	0.00	0.00	0.00	0.00	0.00	0.00	0.00	0.00	0.00	0.00	0.00	0.00	0.00	0.00	0.00	0.00	0.00	0.00	0.00	0.00	0.00	0.00	0.00	0.00	0.00
21	0.00	0.00	0.00	0.00	0.00	0.00	0.00	0.00	0.00	0.00	0.00	0.00	0.00	0.00	0.00	0.00	0.00	0.00	0.00	0.00	0.00	0.00	0.00	0.00	0.00
22	0.00	0.00	0.00	0.00	0.00	0.00	0.00	0.00	0.00	0.00	0.00	0.00	0.00	0.00	0.00	0.00	0.00	0.00	0.00	0.00	0.00	0.00	0.00	0.00	0.00
23	0.00	0.00	0.00	0.00	0.00	0.00	0.00	0.00	0.00	0.00	0.00	0.00	0.00	0.00	0.00	0.00	0.00	0.00	0.00	0.00	0.00	0.00	0.00	0.00	0.00
24	0.00	0.00	0.00	0.00	0.00	0.00	0.00	0.00	0.00	0.00	0.00	0.00	0.00	0.00	0.00	0.00	0.00	0.00	0.00	0.00	0.00	0.00	0.00	0.00	0.00
25	0.00	0.00	0.00	0.00	0.00	0.00	0.00	0.00	0.00	0.00	0.00	0.00	0.00	0.00	0.00	0.00	0.00	0.00	0.00	0.00	0.00	0.00	0.00	0.00	0.00
26	0.00	0.00	0.00	0.00	0.00	0.00	0.00	0.00	0.00	0.00	0.00	0.00	0.00	0.00	0.00	0.00	0.00	0.00	0.00	0.00	0.00	0.00	0.00	0.00	0.00
27	0.00	0.00	0.00	0.00	0.00	0.00	0.00	0.00	0.00	0.00	0.00	0.00	0.00	0.00	0.00	0.00	0.00	0.00	0.00	0.00	0.00	0.00	0.00	0.00	0.00
28	0.00	0.00	0.00	0.00	0.00	0.00	0.00	0.00	0.00	0.00	0.00	0.00	0.00	0.00	0.00	0.00	0.00	0.00	0.00	0.00	0.00	0.00	0.00	0.00	0.00
29	0.00	0.00	0.00	0.00	0.00	0.00	0.00	0.00	0.00	0.00	0.00	0.00	0.00	0.00	0.00	0.00	0.00	0.00	0.00	0.00	0.00	0.00	0.00	0.00	0.00
30	0.00	0.00	0.00	0.00	0.00	0.00	0.00	0.00	0.00	0.00	0.00	0.00	0.00	0.00	0.00	0.00	0.00	0.00	0.00	0.00	0.00	0.00	0.00	0.00	0.00
31	0.00	0.00	0.00	0.00	0.00	0.00	0.00	0.00	0.00	0.00	0.00	0.00	0.00	0.00	0.00	0.00	0.00	0.00	0.00	0.00	0.00	0.00	0.00	0.00	0.00

Ukraine December 2022

Note: the values represent the results of daily auctions organized by the Romanian TSO. In December 2022, there were no capacity requests on the Ukrainian border, due to the armed events that took place in Ukraine and the cancellation of exports from Ukraine to all neighbors.

Market for Allocation of Cross-Border Capacities

Daily Explicit Auctions on Romanian – Ukrainian border



Auction Price [Euro/MWh] – Import

Day	1	2	3	4	5	6	7	8	9	10	11	12	13	14	15	16	17	18	19	20	21	22	23	24	Max	
1	0.00	0.00	0.00	0.00	0.00	0.00	0.00	0.00	0.00	0.00	0.00	0.00	0.00	0.00	0.00	0.00	0.00	0.00	0.00	0.00	0.00	0.00	0.00	0.00	0.00	0.00
2	0.00	0.00	0.00	0.00	0.00	0.00	0.00	0.00	0.00	0.00	0.00	0.00	0.00	0.00	0.00	0.00	0.00	0.00	0.00	0.00	0.00	0.00	0.00	0.00	0.00	0.00
3	0.00	0.00	0.00	0.00	0.00	0.00	0.00	0.00	0.00	0.00	0.00	0.00	0.00	0.00	0.00	0.00	0.00	0.00	0.00	0.00	0.00	0.00	0.00	0.00	0.00	0.00
4	0.00	0.00	0.00	0.00	0.00	0.00	0.00	0.00	0.00	0.00	0.00	0.00	0.00	0.00	0.00	0.00	0.00	0.00	0.00	0.00	0.00	0.00	0.00	0.00	0.00	0.00
5	0.00	0.00	0.00	0.00	0.00	0.00	0.00	0.00	0.00	0.00	0.00	0.00	0.00	0.00	0.00	0.00	0.00	0.00	0.00	0.00	0.00	0.00	0.00	0.00	0.00	0.00
6	0.00	0.00	0.00	0.00	0.00	0.00	0.00	0.00	0.00	0.00	0.00	0.00	0.00	0.00	0.00	0.00	0.00	0.00	0.00	0.00	0.00	0.00	0.00	0.00	0.00	0.00
7	0.00	0.00	0.00	0.00	0.00	0.00	0.00	0.00	0.00	0.00	0.00	0.00	0.00	0.00	0.00	0.00	0.00	0.00	0.00	0.00	0.00	0.00	0.00	0.00	0.00	0.00
8	0.00	0.00	0.00	0.00	0.00	0.00	0.00	0.00	0.00	0.00	0.00	0.00	0.00	0.00	0.00	0.00	0.00	0.00	0.00	0.00	0.00	0.00	0.00	0.00	0.00	0.00
9	0.00	0.00	0.00	0.00	0.00	0.00	0.00	0.00	0.00	0.00	0.00	0.00	0.00	0.00	0.00	0.00	0.00	0.00	0.00	0.00	0.00	0.00	0.00	0.00	0.00	0.00
10	0.00	0.00	0.00	0.00	0.00	0.00	0.00	0.00	0.00	0.00	0.00	0.00	0.00	0.00	0.00	0.00	0.00	0.00	0.00	0.00	0.00	0.00	0.00	0.00	0.00	0.00
11	0.00	0.00	0.00	0.00	0.00	0.00	0.00	0.00	0.00	0.00	0.00	0.00	0.00	0.00	0.00	0.00	0.00	0.00	0.00	0.00	0.00	0.00	0.00	0.00	0.00	0.00
12	0.00	0.00	0.00	0.00	0.00	0.00	0.00	0.00	0.00	0.00	0.00	0.00	0.00	0.00	0.00	0.00	0.00	0.00	0.00	0.00	0.00	0.00	0.00	0.00	0.00	0.00
13	0.00	0.00	0.00	0.00	0.00	0.00	0.00	0.00	0.00	0.00	0.00	0.00	0.00	0.00	0.00	0.00	0.00	0.00	0.00	0.00	0.00	0.00	0.00	0.00	0.00	0.00
14	0.00	0.00	0.00	0.00	0.00	0.00	0.00	0.00	0.00	0.00	0.00	0.00	0.00	0.00	0.00	0.00	0.00	0.00	0.00	0.00	0.00	0.00	0.00	0.00	0.00	0.00
15	0.00	0.00	0.00	0.00	0.00	0.00	0.00	0.00	0.00	0.00	0.00	0.00	0.00	0.00	0.00	0.00	0.00	0.00	0.00	0.00	0.00	0.00	0.00	0.00	0.00	0.00
16	0.00	0.00	0.00	0.00	0.00	0.00	0.00	0.00	0.00	0.00	0.00	0.00	0.00	0.00	0.00	0.00	0.00	0.00	0.00	0.00	0.00	0.00	0.00	0.00	0.00	0.00
17	0.00	0.00	0.00	0.00	0.00	0.00	0.00	0.00	0.00	0.00	0.00	0.00	0.00	0.00	0.00	0.00	0.00	0.00	0.00	0.00	0.00	0.00	0.00	0.00	0.00	0.00
18	0.00	0.00	0.00	0.00	0.00	0.00	0.00	0.00	0.00	0.00	0.00	0.00	0.00	0.00	0.00	0.00	0.00	0.00	0.00	0.00	0.00	0.00	0.00	0.00	0.00	0.00
19	0.00	0.00	0.00	0.00	0.00	0.00	0.00	0.00	0.00	0.00	0.00	0.00	0.00	0.00	0.00	0.00	0.00	0.00	0.00	0.00	0.00	0.00	0.00	0.00	0.00	0.00
20	0.00	0.00	0.00	0.00	0.00	0.00	0.00	0.00	0.00	0.00	0.00	0.00	0.00	0.00	0.00	0.00	0.00	0.00	0.00	0.00	0.00	0.00	0.00	0.00	0.00	0.00
21	0.00	0.00	0.00	0.00	0.00	0.00	0.00	0.00	0.00	0.00	0.00	0.00	0.00	0.00	0.00	0.00	0.00	0.00	0.00	0.00	0.00	0.00	0.00	0.00	0.00	0.00
22	0.00	0.00	0.00	0.00	0.00	0.00	0.00	0.00	0.00	0.00	0.00	0.00	0.00	0.00	0.00	0.00	0.00	0.00	0.00	0.00	0.00	0.00	0.00	0.00	0.00	0.00
23	0.00	0.00	0.00	0.00	0.00	0.00	0.00	0.00	0.00	0.00	0.00	0.00	0.00	0.00	0.00	0.00	0.00	0.00	0.00	0.00	0.00	0.00	0.00	0.00	0.00	0.00
24	0.00	0.00	0.00	0.00	0.00	0.00	0.00	0.00	0.00	0.00	0.00	0.00	0.00	0.00	0.00	0.00	0.00	0.00	0.00	0.00	0.00	0.00	0.00	0.00	0.00	0.00
25	0.00	0.00	0.00	0.00	0.00	0.00	0.00	0.00	0.00	0.00	0.00	0.00	0.00	0.00	0.00	0.00	0.00	0.00	0.00	0.00	0.00	0.00	0.00	0.00	0.00	0.00
26	0.00	0.00	0.00	0.00	0.00	0.00	0.00	0.00	0.00	0.00	0.00	0.00	0.00	0.00	0.00	0.00	0.00	0.00	0.00	0.00	0.00	0.00	0.00	0.00	0.00	0.00
27	0.00	0.00	0.00	0.00	0.00	0.00	0.00	0.00	0.00	0.00	0.00	0.00	0.00	0.00	0.00	0.00	0.00	0.00	0.00	0.00	0.00	0.00	0.00	0.00	0.00	0.00
28	0.00	0.00	0.00	0.00	0.00	0.00	0.00	0.00	0.00	0.00	0.00	0.00	0.00	0.00	0.00	0.00	0.00	0.00	0.00	0.00	0.00	0.00	0.00	0.00	0.00	0.00
29	0.00	0.00	0.00	0.00	0.00	0.00	0.00	0.00	0.00	0.00	0.00	0.00	0.00	0.00	0.00	0.00	0.00	0.00	0.00	0.00	0.00	0.00	0.00	0.00	0.00	0.00
30	0.00	0.00	0.00	0.00	0.00	0.00	0.00	0.00	0.00	0.00	0.00	0.00	0.00	0.00	0.00	0.00	0.00	0.00	0.00	0.00	0.00	0.00	0.00	0.00	0.00	0.00
31	0.00	0.00	0.00	0.00	0.00	0.00	0.00	0.00	0.00	0.00	0.00	0.00	0.00	0.00	0.00	0.00	0.00	0.00	0.00	0.00	0.00	0.00	0.00	0.00	0.00	0.00

Ukraine December 2022

Note: the values represent the results of daily auctions organized by the Romanian TSO. In December 2022, there were no capacity requests on the Ukrainian border, due to the armed events that took place in Ukraine and the cancellation of exports from Ukraine to all neighbors.

Market for Allocation of Cross-Border Capacities



Transelectrica®

Societate Administrată în Sistem Dualist

Daily Explicit Allocation on Romanian – Ukrainian border

Daily Auctions Income for RO TSO [Euro]	
RO-UA	UA-RO
0	0
0	

Day	Income for RO TSO congestion border RO-UA [Euro]
01.12	0
02.12	0
03.12	0
04.12	0
05.12	0
06.12	0
07.12	0
08.12	0
09.12	0
10.12	0
11.12	0
12.12	0
13.12	0
14.12	0
15.12	0
16.12	0
17.12	0
18.12	0
19.12	0
20.12	0
21.12	0
22.12	0
23.12	0
24.12	0
25.12	0
26.12	0
27.12	0
28.12	0
29.12	0
30.12	0
31.12	0
Total	0

Note: the values represent the results of daily auctions organized by the Romanian TSO. In December 2022, there were no capacity requests on the Ukrainian border, due to the armed events that took place in Ukraine and the cancellation of exports from Ukraine to all neighbors.

Public

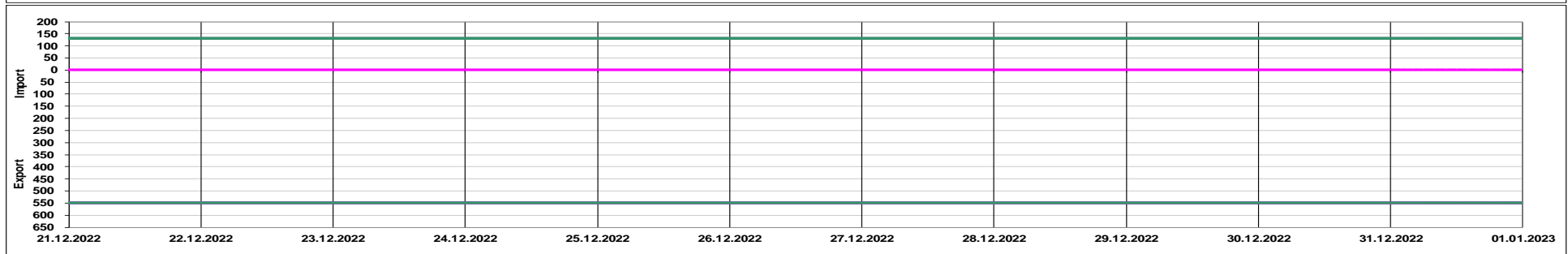
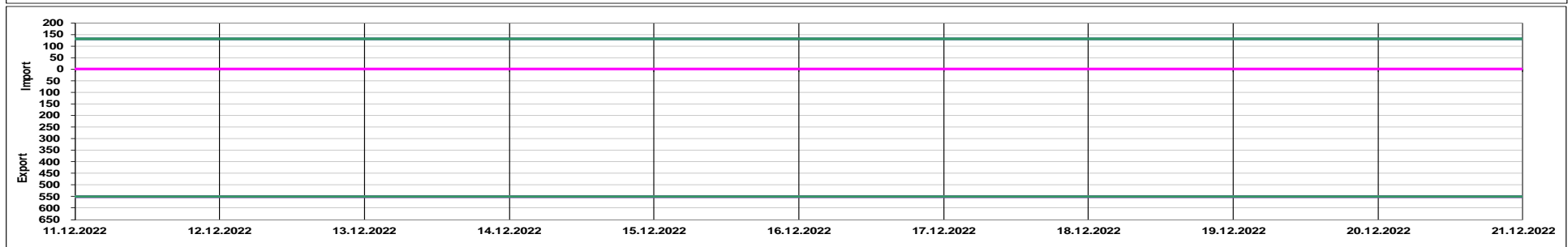
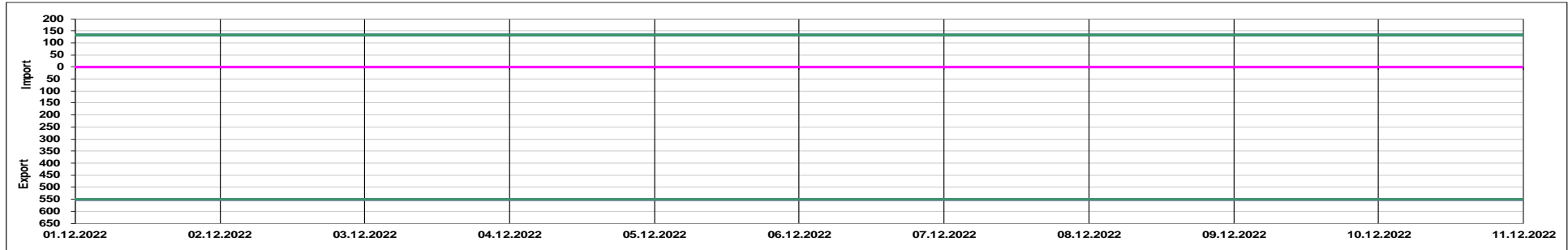


Transelectrica®
Societate Administrată în Sistem Dualist

Market for Allocation of Cross-Border Capacities

Daily Explicit Auctions on Romanian – Moldavian border

Moldavia December 2022



Offered Capacity on Daily Auction [MW]

Allocated Capacity on Daily Auction [MW]

Net Transfer Capacity (NTC) [MW]

Note: there were no capacity requests on import direction, due to the state of alert on the Moldavian electricity market and the cancellation of exports from Moldavia.

Market for Allocation of Cross-Border Capacities

Daily Explicit Auctions on Romanian – Moldavian border



Transelectrica®
Societate Administrată în Sistem Dualist

Auction Price [Euro/MWh] – Import

Day	1	2	3	4	5	6	7	8	9	10	11	12	13	14	15	16	17	18	19	20	21	22	23	24	Max
1	0.00	0.00	0.00	0.00	0.00	0.00	0.00	0.00	0.00	0.00	0.00	0.00	0.00	0.00	0.00	0.00	0.00	0.00	0.00	0.00	0.00	0.00	0.00	0.00	0.00
2	0.00	0.00	0.00	0.00	0.00	0.00	0.00	0.00	0.00	0.00	0.00	0.00	0.00	0.00	0.00	0.00	0.00	0.00	0.00	0.00	0.00	0.00	0.00	0.00	0.00
3	0.00	0.00	0.00	0.00	0.00	0.00	0.00	0.00	0.00	0.00	0.00	0.00	0.00	0.00	0.00	0.00	0.00	0.00	0.00	0.00	0.00	0.00	0.00	0.00	0.00
4	0.00	0.00	0.00	0.00	0.00	0.00	0.00	0.00	0.00	0.00	0.00	0.00	0.00	0.00	0.00	0.00	0.00	0.00	0.00	0.00	0.00	0.00	0.00	0.00	0.00
5	0.00	0.00	0.00	0.00	0.00	0.00	0.00	0.00	0.00	0.00	0.00	0.00	0.00	0.00	0.00	0.00	0.00	0.00	0.00	0.00	0.00	0.00	0.00	0.00	0.00
6	0.00	0.00	0.00	0.00	0.00	0.00	0.00	0.00	0.00	0.00	0.00	0.00	0.00	0.00	0.00	0.00	0.00	0.00	0.00	0.00	0.00	0.00	0.00	0.00	0.00
7	0.00	0.00	0.00	0.00	0.00	0.00	0.00	0.00	0.00	0.00	0.00	0.00	0.00	0.00	0.00	0.00	0.00	0.00	0.00	0.00	0.00	0.00	0.00	0.00	0.00
8	0.00	0.00	0.00	0.00	0.00	0.00	0.00	0.00	0.00	0.00	0.00	0.00	0.00	0.00	0.00	0.00	0.00	0.00	0.00	0.00	0.00	0.00	0.00	0.00	0.00
9	0.00	0.00	0.00	0.00	0.00	0.00	0.00	0.00	0.00	0.00	0.00	0.00	0.00	0.00	0.00	0.00	0.00	0.00	0.00	0.00	0.00	0.00	0.00	0.00	0.00
10	0.00	0.00	0.00	0.00	0.00	0.00	0.00	0.00	0.00	0.00	0.00	0.00	0.00	0.00	0.00	0.00	0.00	0.00	0.00	0.00	0.00	0.00	0.00	0.00	0.00
11	0.00	0.00	0.00	0.00	0.00	0.00	0.00	0.00	0.00	0.00	0.00	0.00	0.00	0.00	0.00	0.00	0.00	0.00	0.00	0.00	0.00	0.00	0.00	0.00	0.00
12	0.00	0.00	0.00	0.00	0.00	0.00	0.00	0.00	0.00	0.00	0.00	0.00	0.00	0.00	0.00	0.00	0.00	0.00	0.00	0.00	0.00	0.00	0.00	0.00	0.00
13	0.00	0.00	0.00	0.00	0.00	0.00	0.00	0.00	0.00	0.00	0.00	0.00	0.00	0.00	0.00	0.00	0.00	0.00	0.00	0.00	0.00	0.00	0.00	0.00	0.00
14	0.00	0.00	0.00	0.00	0.00	0.00	0.00	0.00	0.00	0.00	0.00	0.00	0.00	0.00	0.00	0.00	0.00	0.00	0.00	0.00	0.00	0.00	0.00	0.00	0.00
15	0.00	0.00	0.00	0.00	0.00	0.00	0.00	0.00	0.00	0.00	0.00	0.00	0.00	0.00	0.00	0.00	0.00	0.00	0.00	0.00	0.00	0.00	0.00	0.00	0.00
16	0.00	0.00	0.00	0.00	0.00	0.00	0.00	0.00	0.00	0.00	0.00	0.00	0.00	0.00	0.00	0.00	0.00	0.00	0.00	0.00	0.00	0.00	0.00	0.00	0.00
17	0.00	0.00	0.00	0.00	0.00	0.00	0.00	0.00	0.00	0.00	0.00	0.00	0.00	0.00	0.00	0.00	0.00	0.00	0.00	0.00	0.00	0.00	0.00	0.00	0.00
18	0.00	0.00	0.00	0.00	0.00	0.00	0.00	0.00	0.00	0.00	0.00	0.00	0.00	0.00	0.00	0.00	0.00	0.00	0.00	0.00	0.00	0.00	0.00	0.00	0.00
19	0.00	0.00	0.00	0.00	0.00	0.00	0.00	0.00	0.00	0.00	0.00	0.00	0.00	0.00	0.00	0.00	0.00	0.00	0.00	0.00	0.00	0.00	0.00	0.00	0.00
20	0.00	0.00	0.00	0.00	0.00	0.00	0.00	0.00	0.00	0.00	0.00	0.00	0.00	0.00	0.00	0.00	0.00	0.00	0.00	0.00	0.00	0.00	0.00	0.00	0.00
21	0.00	0.00	0.00	0.00	0.00	0.00	0.00	0.00	0.00	0.00	0.00	0.00	0.00	0.00	0.00	0.00	0.00	0.00	0.00	0.00	0.00	0.00	0.00	0.00	0.00
22	0.00	0.00	0.00	0.00	0.00	0.00	0.00	0.00	0.00	0.00	0.00	0.00	0.00	0.00	0.00	0.00	0.00	0.00	0.00	0.00	0.00	0.00	0.00	0.00	0.00
23	0.00	0.00	0.00	0.00	0.00	0.00	0.00	0.00	0.00	0.00	0.00	0.00	0.00	0.00	0.00	0.00	0.00	0.00	0.00	0.00	0.00	0.00	0.00	0.00	0.00
24	0.00	0.00	0.00	0.00	0.00	0.00	0.00	0.00	0.00	0.00	0.00	0.00	0.00	0.00	0.00	0.00	0.00	0.00	0.00	0.00	0.00	0.00	0.00	0.00	0.00
25	0.00	0.00	0.00	0.00	0.00	0.00	0.00	0.00	0.00	0.00	0.00	0.00	0.00	0.00	0.00	0.00	0.00	0.00	0.00	0.00	0.00	0.00	0.00	0.00	0.00
26	0.00	0.00	0.00	0.00	0.00	0.00	0.00	0.00	0.00	0.00	0.00	0.00	0.00	0.00	0.00	0.00	0.00	0.00	0.00	0.00	0.00	0.00	0.00	0.00	0.00
27	0.00	0.00	0.00	0.00	0.00	0.00	0.00	0.00	0.00	0.00	0.00	0.00	0.00	0.00	0.00	0.00	0.00	0.00	0.00	0.00	0.00	0.00	0.00	0.00	0.00
28	0.00	0.00	0.00	0.00	0.00	0.00	0.00	0.00	0.00	0.00	0.00	0.00	0.00	0.00	0.00	0.00	0.00	0.00	0.00	0.00	0.00	0.00	0.00	0.00	0.00
29	0.00	0.00	0.00	0.00	0.00	0.00	0.00	0.00	0.00	0.00	0.00	0.00	0.00	0.00	0.00	0.00	0.00	0.00	0.00	0.00	0.00	0.00	0.00	0.00	0.00
30	0.00	0.00	0.00	0.00	0.00	0.00	0.00	0.00	0.00	0.00	0.00	0.00	0.00	0.00	0.00	0.00	0.00	0.00	0.00	0.00	0.00	0.00	0.00	0.00	0.00
31	0.00	0.00	0.00	0.00	0.00	0.00	0.00	0.00	0.00	0.00	0.00	0.00	0.00	0.00	0.00	0.00	0.00	0.00	0.00	0.00	0.00	0.00	0.00	0.00	0.00

Moldavia December 2022

Note: there were no capacity requests on import direction, due to the state of alert on the Moldavian electricity market and the cancellation of exports from Moldavia.

Market for Allocation of Cross-Border Capacities



Transelectrica®

Societate Administrată în Sistem Dualist

Daily Explicit Allocation on Romanian – Moldavian border

Daily Auctions Income for RO TSO [Euro]	
RO-MD	MD-RO
0	0
0	

Day	Income for RO TSO congestion border RO-MD [Euro]
01.12	0
02.12	0
03.12	0
04.12	0
05.12	0
06.12	0
07.12	0
08.12	0
09.12	0
10.12	0
11.12	0
12.12	0
13.12	0
14.12	0
15.12	0
16.12	0
17.12	0
18.12	0
19.12	0
20.12	0
21.12	0
22.12	0
23.12	0
24.12	0
25.12	0
26.12	0
27.12	0
28.12	0
29.12	0
30.12	0
Total	0

Note: there were no capacity requests on import direction, due to the state of alert on the Moldavian electricity market and the cancellation of exports from Moldavia.

Market for Allocation of Cross-Border Capacities



Transelectrica[®]
Societate Administrată în Sistem Dualist

Monthly Auctions Bids Statistics

December 2022		1	2	3	4	5	6	7	8	9	10	11	12	13	14	15	16	17	18	19	20	21	22	23	24	25	26	27	28	29	30	31
Hungary export	Number of Capacity Traders	43	43	43	43	43	43	43	43	43	43	43	43	43	43	43	43	43	43	43	43	43	43	43	43	43	43	43	43	43	43	43
	Number of Capacity Holders	24	24	24	24	24	24	24	24	24	24	24	24	24	24	24	24	24	24	24	24	24	24	24	24	24	24	24	24	24	24	24
	Number of Bids	324	324	324	324	324	324	324	324	324	324	324	324	324	324	324	324	324	324	324	324	324	324	324	324	324	324	324	324	324	324	324
Hungary import	Number of Capacity Traders	41	41	41	41	41	41	41	41	41	41	41	41	41	41	41	41	41	41	41	41	41	41	41	41	41	41	41	41	41	41	41
	Number of Capacity Holders	22	22	22	22	22	22	22	22	22	22	22	22	22	22	22	22	22	22	22	22	22	22	22	22	22	22	22	22	22	22	22
	Number of Bids	311	311	311	311	311	311	311	311	311	311	311	311	311	311	311	311	311	311	311	311	311	311	311	311	311	311	311	311	311	311	311
Bulgaria export	Number of Capacity Traders	30	30	30	30	30	30	30	30	30	30	30	30	30	30	30	30	30	30	30	30	30	30	30	30	30	30	30	30	30	30	30
	Number of Capacity Holders	11	11	11	11	11	11	11	11	11	11	11	11	11	11	11	11	11	11	11	11	11	11	11	11	11	11	11	11	11	11	11
	Number of Bids	210	210	210	210	210	210	210	210	210	210	210	210	210	210	210	210	210	210	210	210	210	210	210	210	210	210	210	210	210	210	210
Bulgaria import	Number of Capacity Traders	38	38	38	38	38	38	38	38	38	38	38	38	38	38	38	38	38	38	38	38	38	38	38	38	38	38	38	38	38	38	38
	Number of Capacity Holders	25	25	25	25	25	25	25	25	25	25	25	25	25	25	25	25	25	25	25	25	25	25	25	25	25	25	25	25	25	25	25
	Number of Bids	355	355	355	355	355	355	355	355	355	355	355	355	355	355	355	355	355	355	355	355	355	355	355	355	355	355	355	355	355	355	355
Serbia export	Number of Capacity Traders	10	10	10	10	10	10	10	10	10	10	10	10	10	10	10	10	10	10	10	10	10	10	10	10	10	10	10	10	10	10	10
	Number of Capacity Holders	6	6	6	6	6	6	6	6	6	6	6	6	6	6	6	6	6	6	6	6	6	6	6	6	6	6	6	6	6	6	6
	Number of Bids	42	42	42	42	42	42	42	42	42	42	42	42	42	42	42	42	42	42	42	42	42	42	42	42	42	42	42	42	42	42	42
Serbia import	Number of Capacity Traders	8	8	8	8	8	8	8	8	8	8	8	8	8	8	8	8	8	8	8	8	8	8	8	8	8	8	8	8	8	8	8
	Number of Capacity Holders	6	6	6	6	6	6	6	6	6	6	6	6	6	6	6	6	6	6	6	6	6	6	6	6	6	6	6	6	6	6	6
	Number of Bids	32	32	32	32	32	32	32	32	32	32	32	32	32	32	32	32	32	32	32	32	32	32	32	32	32	32	32	32	32	32	32
Ukraine export	Number of Capacity Traders	-	-	-	-	-	-	-	-	-	-	-	-	-	-	-	-	-	-	-	-	-	-	-	-	-	-	-	-	-	-	
	Number of Capacity Holders	-	-	-	-	-	-	-	-	-	-	-	-	-	-	-	-	-	-	-	-	-	-	-	-	-	-	-	-	-	-	-
	Number of Bids	-	-	-	-	-	-	-	-	-	-	-	-	-	-	-	-	-	-	-	-	-	-	-	-	-	-	-	-	-	-	-
Ukraine import	Number of Capacity Traders	-	-	-	-	-	-	-	-	-	-	-	-	-	-	-	-	-	-	-	-	-	-	-	-	-	-	-	-	-	-	-
	Number of Capacity Holders	-	-	-	-	-	-	-	-	-	-	-	-	-	-	-	-	-	-	-	-	-	-	-	-	-	-	-	-	-	-	-
	Number of Bids	-	-	-	-	-	-	-	-	-	-	-	-	-	-	-	-	-	-	-	-	-	-	-	-	-	-	-	-	-	-	-
Moldavia import RO_Cioara	Number of Capacity Traders	-	-	-	-	-	-	-	-	-	-	-	-	-	-	-	-	-	-	-	-	-	-	-	-	-	-	-	-	-	-	
	Number of Capacity Holders	-	-	-	-	-	-	-	-	-	-	-	-	-	-	-	-	-	-	-	-	-	-	-	-	-	-	-	-	-	-	-
	Number of Bids	-	-	-	-	-	-	-	-	-	-	-	-	-	-	-	-	-	-	-	-	-	-	-	-	-	-	-	-	-	-	-
Moldavia import RO_Costesti	Number of Capacity Traders	-	-	-	-	-	-	-	-	-	-	-	-	-	-	-	-	-	-	-	-	-	-	-	-	-	-	-	-	-	-	-
	Number of Capacity Holders	-	-	-	-	-	-	-	-	-	-	-	-	-	-	-	-	-	-	-	-	-	-	-	-	-	-	-	-	-	-	-
	Number of Bids	-	-	-	-	-	-	-	-	-	-	-	-	-	-	-	-	-	-	-	-	-	-	-	-	-	-	-	-	-	-	-
Moldavia import RO_Vulcanesti	Number of Capacity Traders	-	-	-	-	-	-	-	-	-	-	-	-	-	-	-	-	-	-	-	-	-	-	-	-	-	-	-	-	-	-	-
	Number of Capacity Holders	-	-	-	-	-	-	-	-	-	-	-	-	-	-	-	-	-	-	-	-	-	-	-	-	-	-	-	-	-	-	-
	Number of Bids	-	-	-	-	-	-	-	-	-	-	-	-	-	-	-	-	-	-	-	-	-	-	-	-	-	-	-	-	-	-	-

December 2022	Maximum	Minimum
Number of Capacity Traders	43	8
Number of Capacity Holders	25	6
Number of Bids	355	32

Market for Allocation of Cross-Border Capacities



Daily Explicit Auctions Bids Statistics

December 2022		Daily Auctions		1	2	3	4	5	6	7	8	9	10	11	12	13	14	15	16	17	18	19	20	21	22	23	24	25	26	27	28	29	30	31	
Serbia Export	Maximum Number of Capacity Traders	5	6	6	6	6	7	8	7	7	6	7	7	8	8	7	6	7	7	6	6	7	7	6	7	6	6	5	7	7	7	7			
	Maximum Number of Capacity Holders	5	6	6	6	6	7	8	7	7	6	7	7	8	7	7	6	7	7	6	6	7	7	5	6	6	6	5	6	6	7	5			
	Maximum Number of Bids	16	17	18	17	17	18	21	18	20	22	21	21	19	19	18	17	21	21	20	21	24	22	21	23	21	21	20	24	23	22	23			
Serbia Import	Maximum Number of Capacity Traders	5	5	5	5	6	6	6	6	7	4	5	7	7	7	6	6	6	6	5	6	6	6	6	6	5	5	5	5	6	6	6	6		
	Maximum Number of Capacity Holders	5	5	5	5	6	6	6	6	7	4	5	6	7	7	6	6	6	6	5	6	6	6	6	6	5	5	5	5	6	6	6	6		
	Maximum Number of Bids	19	19	19	19	20	20	23	20	23	20	22	24	22	22	22	20	22	20	19	20	21	20	20	21	19	19	19	23	21	21	24			
December 2022		Daily Auctions		1	2	3	4	5	6	7	8	9	10	11	12	13	14	15	16	17	18	19	20	21	22	23	24	25	26	27	28	29	30	31	
Ukraine Export	Maximum Number of Capacity Traders	0	0	0	0	0	0	0	0	0	0	0	0	0	0	0	0	0	0	0	0	0	0	0	0	0	0	0	0	0	0	0	0		
	Maximum Number of Capacity Holders	0	0	0	0	0	0	0	0	0	0	0	0	0	0	0	0	0	0	0	0	0	0	0	0	0	0	0	0	0	0	0	0	0	
	Maximum Number of Bids	0	0	0	0	0	0	0	0	0	0	0	0	0	0	0	0	0	0	0	0	0	0	0	0	0	0	0	0	0	0	0	0	0	
Ukraine Import	Maximum Number of Capacity Traders	0	0	0	0	0	0	0	0	0	0	0	0	0	0	0	0	0	0	0	0	0	0	0	0	0	0	0	0	0	0	0	0	0	
	Maximum Number of Capacity Holders	0	0	0	0	0	0	0	0	0	0	0	0	0	0	0	0	0	0	0	0	0	0	0	0	0	0	0	0	0	0	0	0	0	0
	Maximum Number of Bids	0	0	0	0	0	0	0	0	0	0	0	0	0	0	0	0	0	0	0	0	0	0	0	0	0	0	0	0	0	0	0	0	0	0
December 2022		Daily Auctions		1	2	3	4	5	6	7	8	9	10	11	12	13	14	15	16	17	18	19	20	21	22	23	24	25	26	27	28	29	30	31	
Moldavia Export	Maximum Number of Capacity Traders	1	1	1	1	1	1	1	1	1	1	1	1	1	1	1	1	1	1	1	1	1	1	1	1	1	1	1	1	1	1	1	1	1	
	Maximum Number of Capacity Holders	1	1	1	1	1	1	1	1	1	1	1	1	1	1	1	1	1	1	1	1	1	1	1	1	1	1	1	1	1	1	1	1	1	1
	Maximum Number of Bids	1	1	1	1	1	1	1	1	1	1	1	1	1	1	1	1	1	1	1	1	1	1	1	1	1	1	1	1	1	1	1	1	1	1
Moldavia Import	Maximum Number of Capacity Traders	0	0	0	0	0	0	0	0	0	0	0	0	0	0	0	0	0	0	0	0	0	0	0	0	0	0	0	0	1	0	0	0	0	
	Maximum Number of Capacity Holders	0	0	0	0	0	0	0	0	0	0	0	0	0	0	0	0	0	0	0	0	0	0	0	0	0	0	0	0	0	0	0	0	0	0
	Maximum Number of Bids	0	0	0	0	0	0	0	0	0	0	0	0	0	0	0	0	0	0	0	0	0	0	0	0	0	0	0	0	0	0	0	0	0	0

Note: In the table are presented the daily maximum hourly values. On the Ukrainian border are presented the values of the auctions organized by the Romanian TSO. In December 2022, there were no capacity requests on the Ukrainian border, due to the armed events that took place in Ukraine and the cancellation of exports from Ukraine to all neighbors.



Intraday Explicit Auctions Bids Statistics

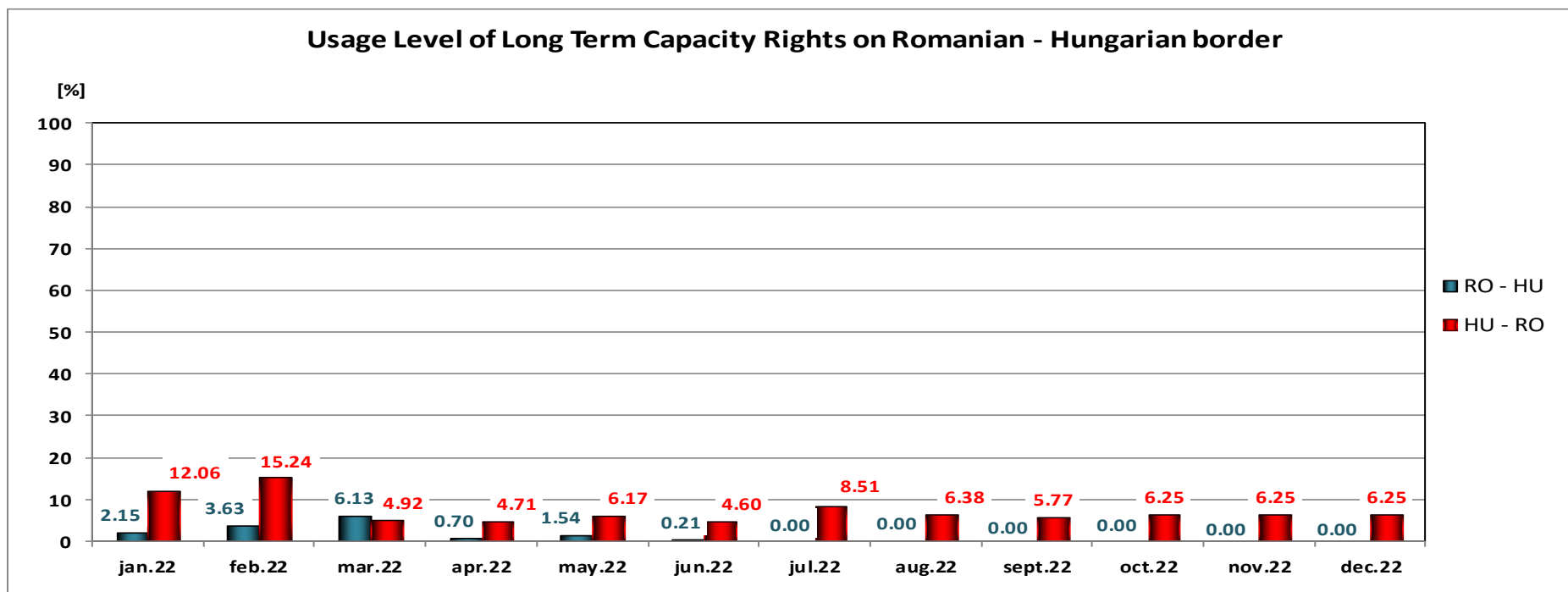
December 2022		Intraday Auctions		1	2	3	4	5	6	7	8	9	10	11	12	13	14	15	16	17	18	19	20	21	22	23	24	25	26	27	28	29	30	31	
Serbia Export	Maximum Number of Capacity Traders	1	0	0	0	0	0	0	0	0	0	1	1	0	1	0	0	0	1	0	0	0	0	0	0	0	0	0	0	0	0	0	0	0	0
	Maximum Number of Capacity Holders	1	-	-	-	-	-	-	-	-	-	1	1	-	1	-	-	-	1	-	-	-	-	-	-	-	-	-	-	-	-	-	-	-	-
Serbia Import	Maximum Number of Capacity Traders	1	0	0	0	0	0	0	0	0	1	0	0	1	0	0	0	0	0	0	0	0	0	0	0	0	0	0	0	0	0	0	0	0	
	Maximum Number of Capacity Holders	1	-	-	-	-	-	-	-	-	1	-	-	1	-	-	-	-	-	-	-	-	-	-	-	-	-	-	-	-	-	-	-	-	

Note: In the table are presented the daily maximum hourly values.

Long term Auction on Romanian – Hungarian border

Usage Level of Capacity Rights

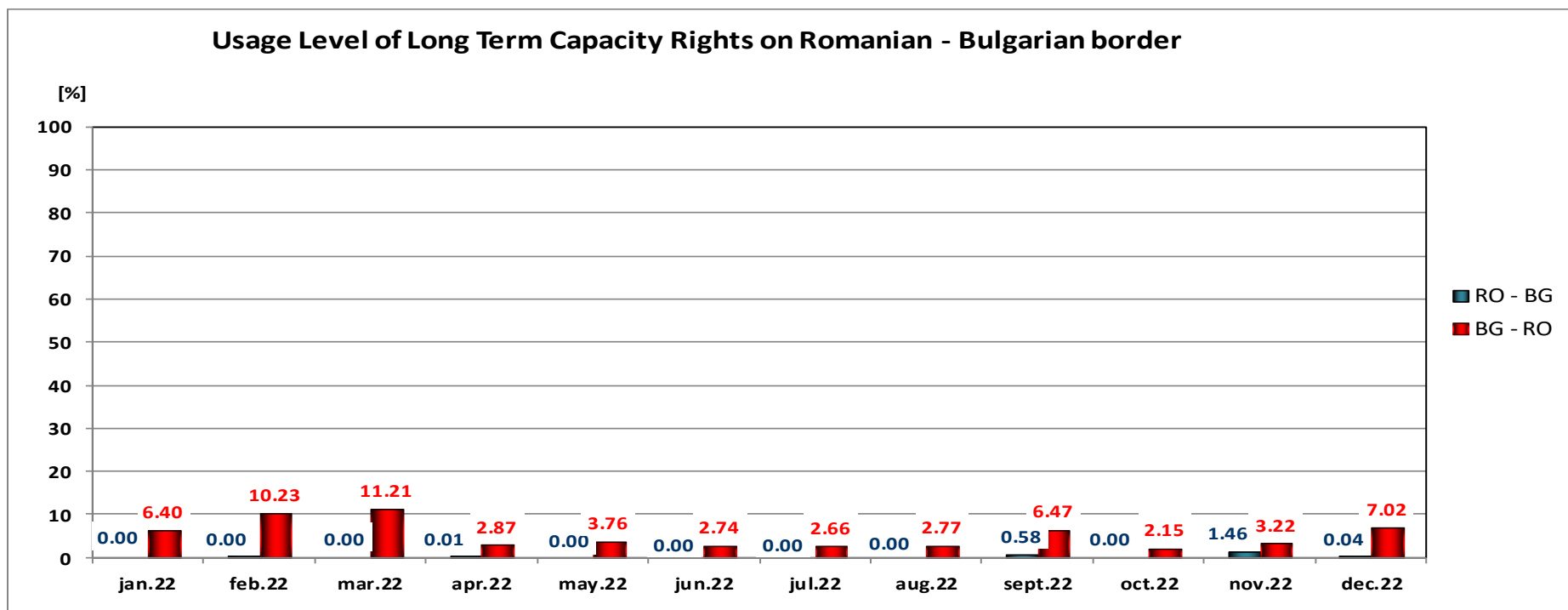
CET



Usage level of long term capacity rights was calculated as ratio between nominated capacity and physical rights of allocated capacity at yearly and monthly auctions after the returns. Starting with July 2022, the allocation of Financial Transmission Rights is applied on the Hungarian border, therefore only the usage level of yearly allocated capacity is presented in the graph.

From the beginning of the year, the average values (arithmetic) of usage level are: 1.2% on export direction and 7.26% on import direction.

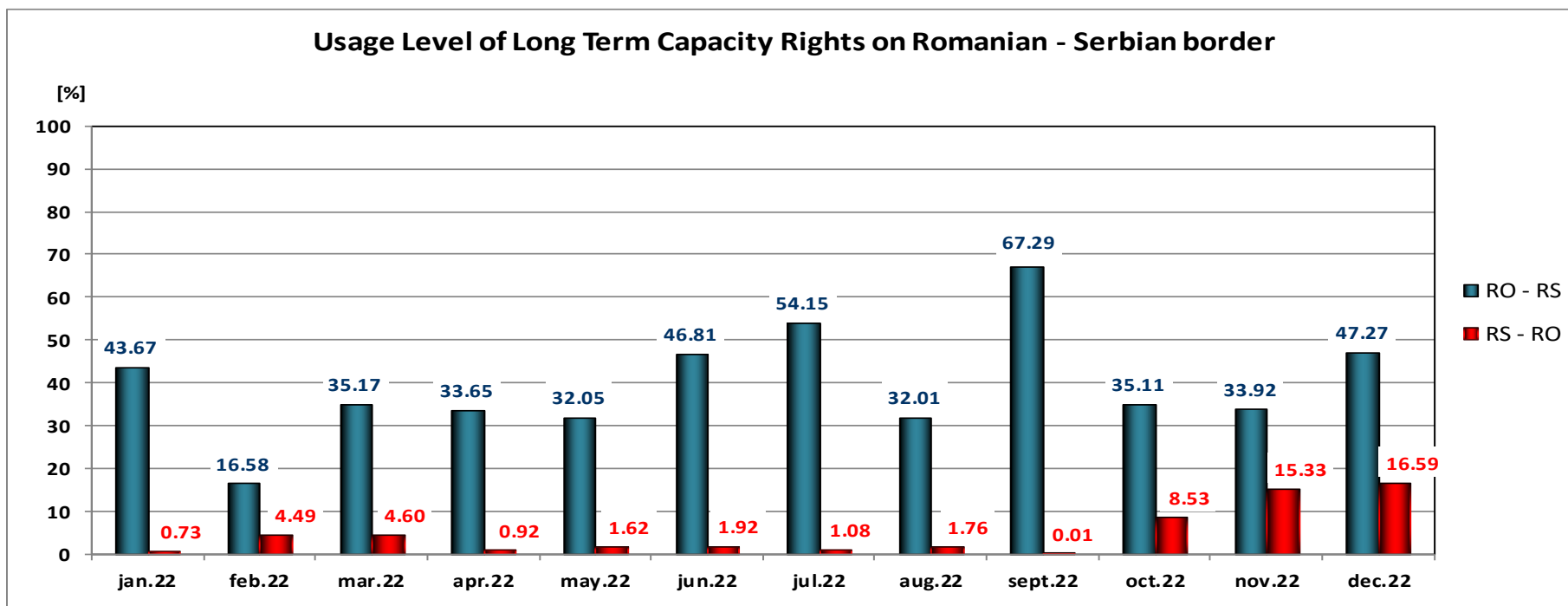
CET



Usage level of long term capacity rights was calculated as ratio between nominated capacity and sum of allocated capacity at monthly and yearly auctions after the returns.

From the beginning of the year, the average values (arithmetic) of usage level are: 0,17% on export direction and 5.12% on import direction.

CET



Usage level of long term capacity rights was calculated as ratio between nominated capacity and sum of allocated capacity at monthly and yearly auctions after the returns.

From the beginning of the year, the average values (arithmetic) of usage level are: 39.81% on export direction and 4.8% on import direction.



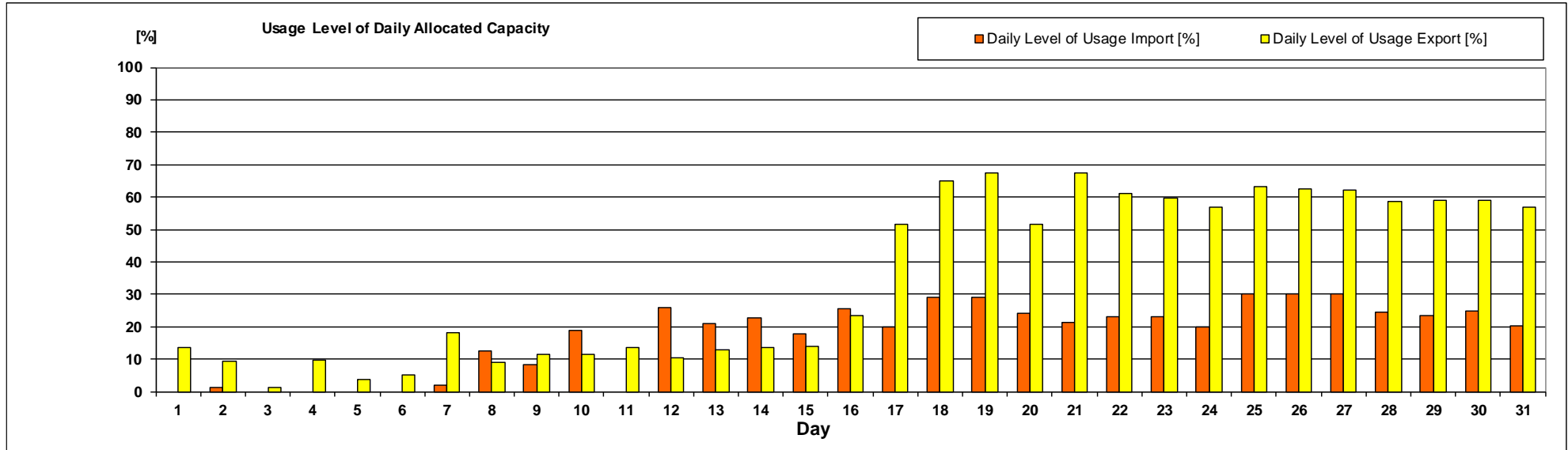
Transelectrica®
Societate Administrată în Sistem Dualist

Market for Allocation of Cross-Border Capacities

Daily Auctions on Romanian – Serbian border

Usage Level of Daily Allocated Capacity

Serbia December 2022



Daily Level of Usage [%]

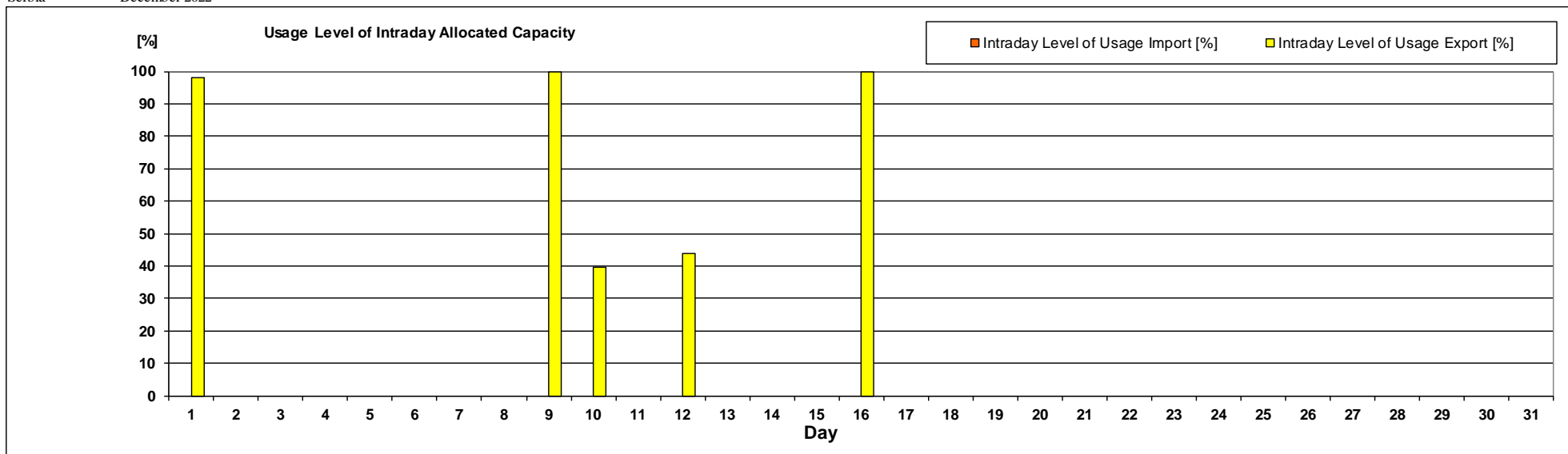
December 2022	1	2	3	4	5	6	7	8	9	10	11	12	13	14	15	16	17	18	19	20	21	22	23	24	25	26	27	28	29	30	31
Import	0.00	1.35	0.00	0.00	0.00	0.00	2.04	12.42	8.32	18.81	0.00	25.86	21.02	22.60	17.89	25.49	19.97	29.20	29.21	23.96	21.40	23.04	23.04	19.97	29.94	29.94	29.94	24.38	23.30	24.69	20.28
Export	13.43	9.27	1.09	9.62	3.71	5.19	18.00	9.04	11.35	11.43	13.63	10.27	13.01	13.71	13.82	23.45	51.73	64.80	67.59	51.52	67.58	61.14	59.68	57.00	63.09	62.36	62.27	58.53	58.86	59.08	56.79

Level of usage of daily allocated capacity, calculated at monthly level, as ratio between sum of nominated daily capacities and sum of daily allocated capacities, has the following values:

- Import 17.95 [%]
- Export 42.32 [%]

Serbia

December 2022



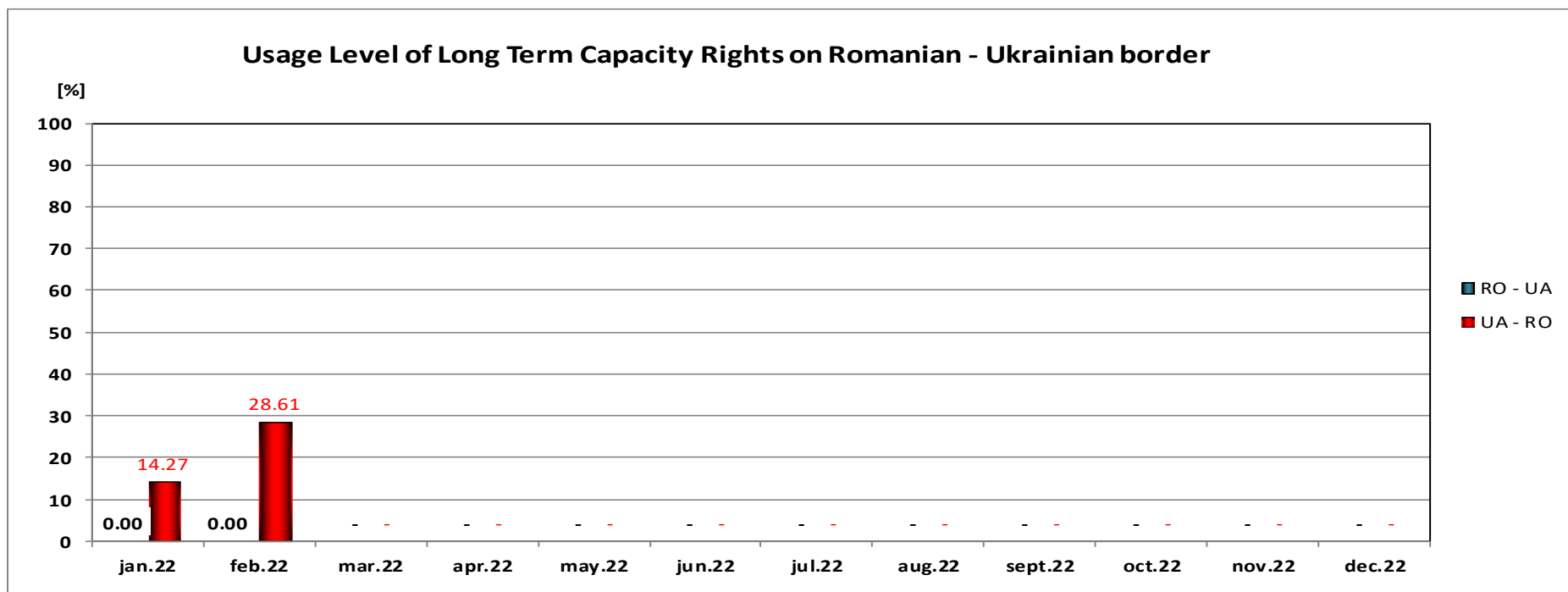
Intraday Level of Usage [%]

December 2022	1	2	3	4	5	6	7	8	9	10	11	12	13	14	15	16	17	18	19	20	21	22	23	24	25	26	27	28	29	30	31
Import	0.00	-	-	-	-	-	-	-	0.00	-	-	0.00	-	-	-	-	-	-	-	-	-	-	-	-	-	-	-	-	-	-	
Export	98.04	-	-	-	-	-	-	-	100.00	39.50	-	43.97	-	-	-	100.00	-	-	-	-	-	-	-	-	-	-	-	-	-		

Level of usage of intraday allocated capacity, calculated at monthly level, as ratio between sum of nominated intraday capacities and sum of intraday allocated capacities, has the following values:

- Import 0.00 [%] (capacity was allocated only for 1, 9 and 12.12.2022)
- Export 58.17 [%] (capacity was allocated only for 1, 9, 10, 12 and 16.12.2022)

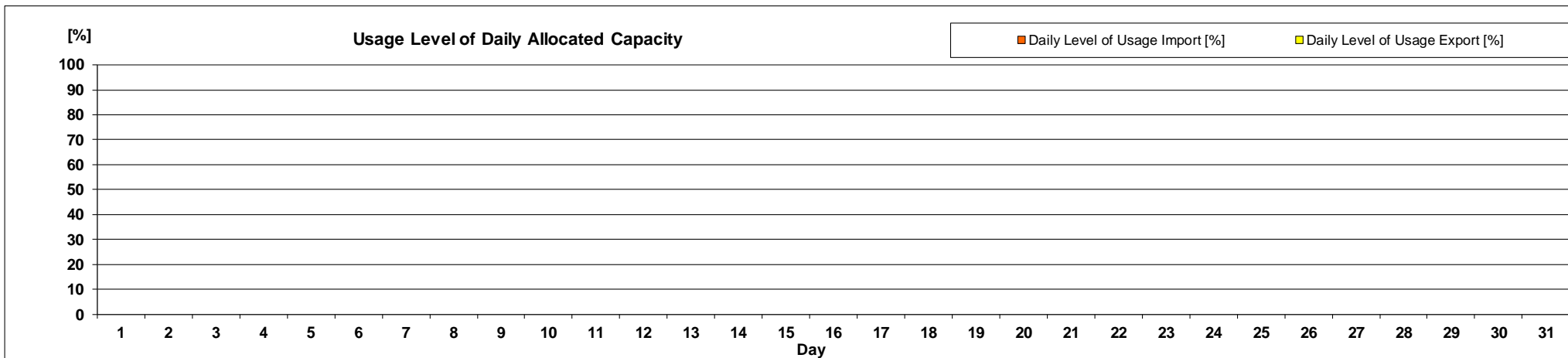
CET



Usage level of long term capacity rights was calculated as ratio between nominated capacity and sum of allocated capacity at monthly and yearly auctions after the returns.

From the beginning of the year, the average values (arithmetic) of usage level are: 0% on export direction and 21.44% on import direction. Long term auctions are currently suspended on Ukrainian border.

Ukraine December 2022



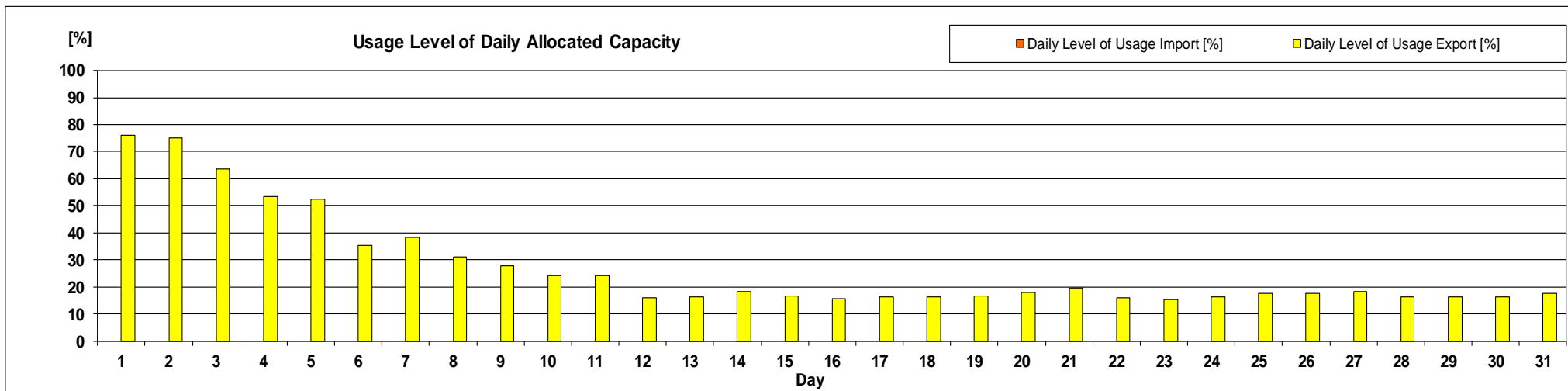
December	1	2	3	4	5	6	7	8	9	10	11	12	13	14	15	16	17	18	19	20	21	22	23	24	25	26	27	28	29	30	31
Import	-	-	-	-	-	-	-	-	-	-	-	-	-	-	-	-	-	-	-	-	-	-	-	-	-	-	-	-	-	-	
Export	-	-	-	-	-	-	-	-	-	-	-	-	-	-	-	-	-	-	-	-	-	-	-	-	-	-	-	-	-	-	

Level of usage of daily allocated capacity, calculated at monthly level, as ratio between sum of nominated daily capacities and sum of daily allocated capacities, has the following values:

- Import - [%] (there were no capacity requests)
- Export - [%] (there were no capacity requests)

Note: in December 2022, there were no capacity requests on the Ukrainian border, due to the armed events that took place in Ukraine and the cancellation of exports from Ukraine to all neighbors.

Moldavia December 2022



Daily Level of Usage [%]		1	2	3	4	5	6	7	8	9	10	11	12	13	14	15	16	17	18	19	20	21	22	23	24	25	26	27	28	29	30	31
December 2022		-	-	-	-	-	-	-	-	-	-	-	-	-	-	-	-	-	-	-	-	-	-	-	-	-	-	-	-	-	-	-
Import		-	-	-	-	-	-	-	-	-	-	-	-	-	-	-	-	-	-	-	-	-	-	-	-	-	-	-	-	-	-	-
Export		76.11	75.19	63.65	53.47	52.57	35.28	38.19	31.04	27.88	24.31	24.31	15.97	16.28	18.47	16.81	15.56	16.28	16.25	16.53	17.99	19.55	15.90	15.28	16.25	17.73	17.61	18.17	16.52	16.52	16.52	17.73

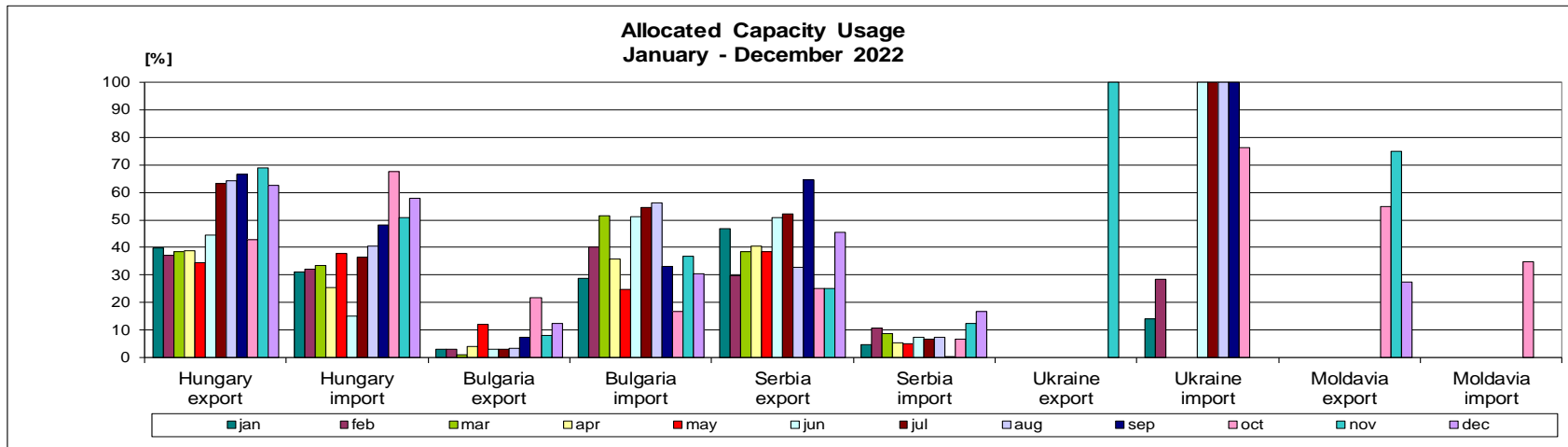
Level of usage of daily allocated capacity, calculated at monthly level, as ratio between sum of nominated daily capacities and sum of daily allocated capacities, has the following values:

- Import - [%]
- Export 27.3 [%]

Note: there were no capacity requests on import direction, due to the state of alert on the Moldavian electricity market and the cancellation of exports from Moldavia.

Market for Allocation of Cross-Border Capacities

Usage level of capacity rights



The level of usage of total capacity rights on one border and direction represent the percentage ratio between the energy associated with the realized commercial cross-border schedules (notified), nominated during a month, and the energy associated with the total physical capacity rights.

[%]	Hungary export	Hungary import	Bulgaria export	Bulgaria import	Serbia export	Serbia import	Ukraine export	Ukraine import	Moldavia export	Moldavia import
jan	39.89	30.99	3.10	28.88	46.85	4.87	0.00	14.27	-	-
feb	37.21	32.04	3.08	40.31	29.92	10.93	0.00	28.61	-	-
mar	38.47	33.60	1.21	51.47	38.34	8.64	-	-	-	-
apr	38.96	25.35	3.97	35.75	40.53	5.42	-	-	-	-
may	34.32	37.89	12.13	24.68	38.57	5.03	-	-	-	-
jun	44.47	15.19	3.08	51.10	51.00	7.51	0.00	99.79	-	-
jul	63.33	36.51	3.11	54.50	52.15	6.78	-	100.00	-	-
aug	64.27	40.33	3.39	56.20	32.87	7.60	0.00	99.97	-	-
sep	66.38	48.09	7.36	33.28	64.56	0.35	-	100.00	-	-
oct	42.67	67.47	21.83	16.83	25.03	6.81	-	76.23	54.83	34.92
nov	68.71	50.87	8.22	36.70	25.02	12.38	100.00	-	74.72	-
dec	62.59	57.86	12.38	30.33	45.58	16.93	-	-	27.30	-
average	50.11	39.68	6.91	38.34	40.87	7.77	20.00	74.12	52.29	34.92

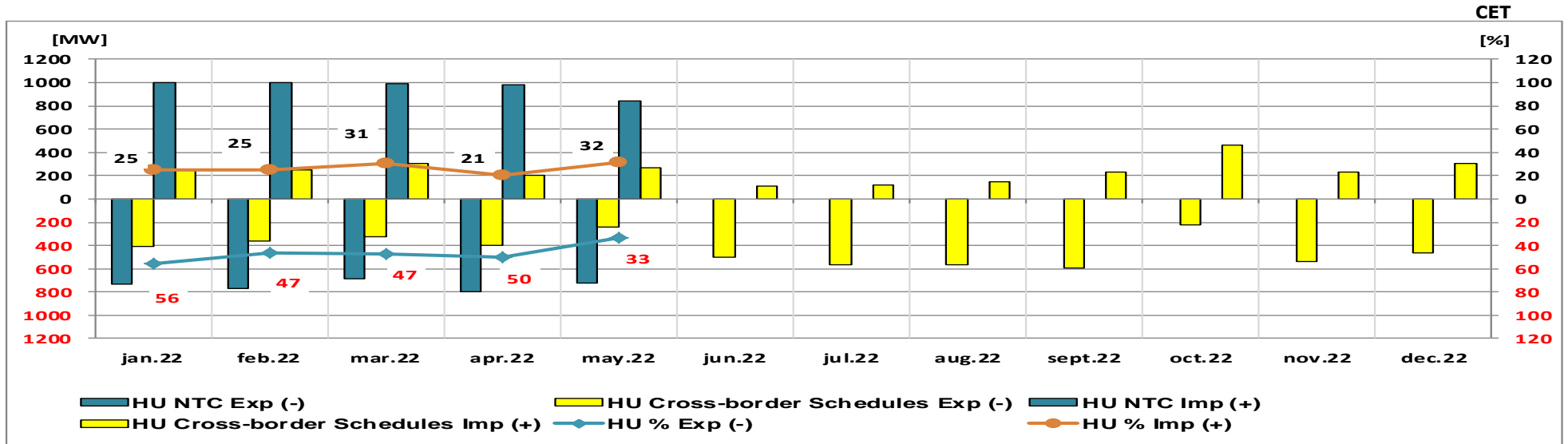
In December, the highest levels of usage on import and export directions were on the Hungarian border. The highest levels of usage in 2022, were on the Ukrainian (import) and on the Hungarian borders (export). On the Ukrainian and Moldavian borders monthly auctions are currently suspended. Starting from July 2022, the allocation of Financial Capacity Rights is applied at the monthly auctions on the Hungarian border and therefore the usage level of the allocated capacity is calculated by considering only the allocated/nominated values corresponding to the yearly, daily and intraday auctions.



Transelectrica®
Societate Administrată în Sistem Dualist

Market for Allocation of Cross-Border Capacities

Usage Level of NTC on Romanian – Hungarian border



Hungary (monthly averages values, MW)	jan.22	feb.22	mar.22	apr.22	may.22	jun.22	jul.22	aug.22	sept.22	oct.22	nov.22	dec.22	sum
HU NTC Exp (-)	-735	-771	-688	-794	-727	-	-	-	-	-	-	-	-3716
HU Cross-border Schedules Exp (-)	-409	-360	-323	-399	-242	-503	-561	-567	-592	-220	-538	-460	-5174
HU NTC Imp (+)	1000	1000	988	982	846	-	-	-	-	-	-	-	4816
HU Cross-border Schedules Imp (+)	249	252	303	204	269	108	124	149	227	467	233	309	2892

The level of usage was calculated as ratio between total commercial cross-border schedules (capacity nominated on long and short term) and NTC. From the beginning of the year, the average values (arithmetic) of usage level are: 46.56% on export direction and 26.66% on import direction.

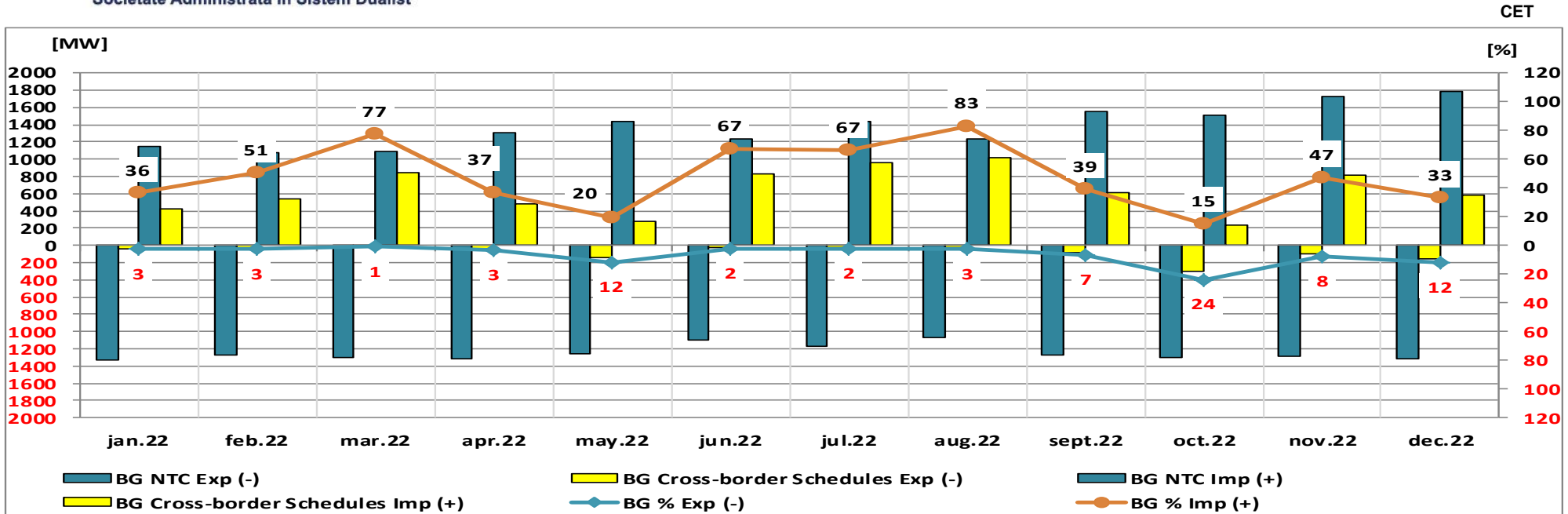
Note: starting with June 2022, Day - Ahead Flow - Based Market Coupling was launched in the Core region (of which the RO – HU border is also a part). Consequently, usage level of NTC on RO – HU border was no longer considered relevant.



Transelectrica®
Societate Administrată în Sistem Dualist

Market for Allocation of Cross-Border Capacities

Usage Level of NTC on Romanian – Bulgarian border



Bulgaria (monthly averages values, MW)	jan.22	feb.22	mar.22	apr.22	may.22	jun.22	jul.22	aug.22	sept.22	oct.22	nov.22	dec.22	sum
BG NTC Exp (-)	-1324	-1265	-1306	-1316	-1251	-1094	-1176	-1061	-1272	-1295	-1291	-1313	-14965
BG Cross-border Schedules Exp (-)	-35	-34	-13	-45	-146	-26	-26	-29	-87	-307	-97	-155	-1002
BG NTC Imp (+)	1149	1076	1094	1310	1440	1235	1436	1231	1554	1518	1735	1785	16564
BG Cross-border Schedules Imp (+)	418	546	848	486	284	834	956	1023	608	234	819	591	7645

The level of usage was calculated as ratio between total cross-border schedules (capacity nominated on long and short term) and NTC. From the beginning of the year, the average values (arithmetic) of usage level are: 6.56% on export direction and 47.78% on import direction.

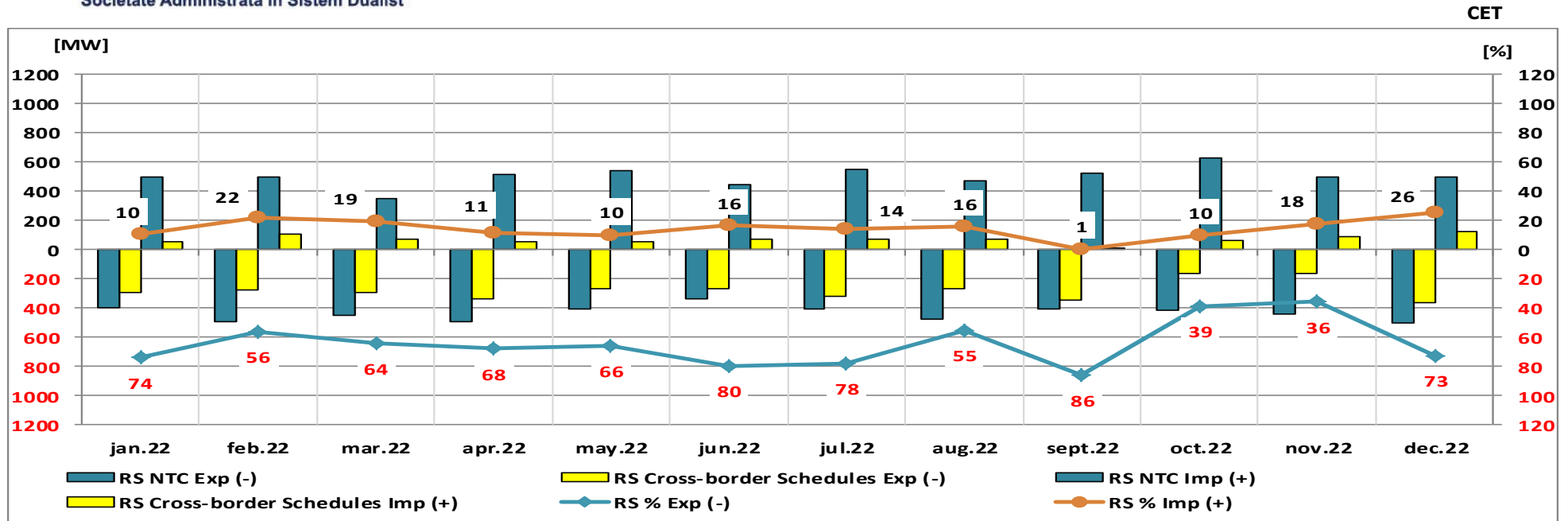


Transelectrica®

Societate Administrată în Sistem Dualist

Market for Allocation of Cross-Border Capacities

Usage Level of NTC on Romanian – Serbian border



Serbia (monthly averages values, MW)	jan.22	feb.22	mar.22	apr.22	may.22	jun.22	jul.22	aug.22	sept.22	oct.22	nov.22	dec.22	sum
RS NTC Exp (-)	-400	-496	-451	-490	-405	-335	-408	-476	-402	-411	-443	-500	-5217
RS Cross-border Schedules Exp (-)	-295	-278	-290	-332	-266	-267	-318	-263	-345	-159	-158	-363	-3334
RS NTC Imp (+)	500	500	352	513	540	448	548	474	523	629	500	500	6029
RS Cross-border Schedules Imp (+)	52	110	69	58	54	73	76	74	3	61	88	128	848

The level of usage was calculated as ratio between total commercial cross-border schedules (capacity nominated on long and short term) and NTC.

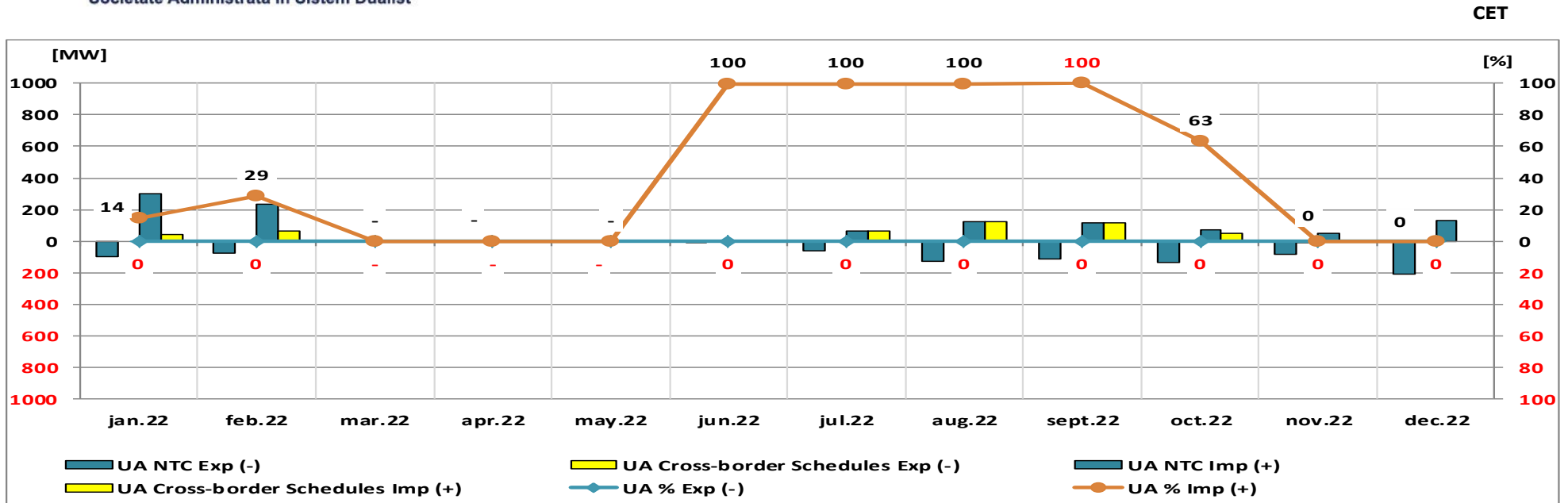
From the beginning of the year, the average values (arithmetic) of usage level are: 64.43% on export direction and 14.41% on import direction.



Transelectrica®
Societate Administrată în Sistem Dualist

Market for Allocation of Cross-Border Capacities

Usage Level of NTC on Romanian – Ukrainian border



Ukraine (monthly averages values, MW)	jan.22	feb.22	mar.22	apr.22	may.22	jun.22	jul.22	aug.22	sept.22	oct.22	nov.22	dec.22	sum
UA NTC Exp (-)	-100	-79	-	-	-	-3	-65	-125	-114	-133	-82	-209	-910
UA Cross-border Schedules Exp (-)	0	0	-	-	-	0	0	0	0	0	0	0	0
UA NTC Imp (+)	300	236	-	-	-	3	65	125	114	75	48	132	1099
UA Cross-border Schedules Imp (+)	43	67	-	-	-	3	64	124	114	47	0	0	464

The level of usage was calculated as ratio between total commercial cross-border schedules (capacity nominated on long and short term) and NTC. From the beginning of the year, the average values (arithmetic) of usage level are: 0% on export direction and 56.1% on import direction.

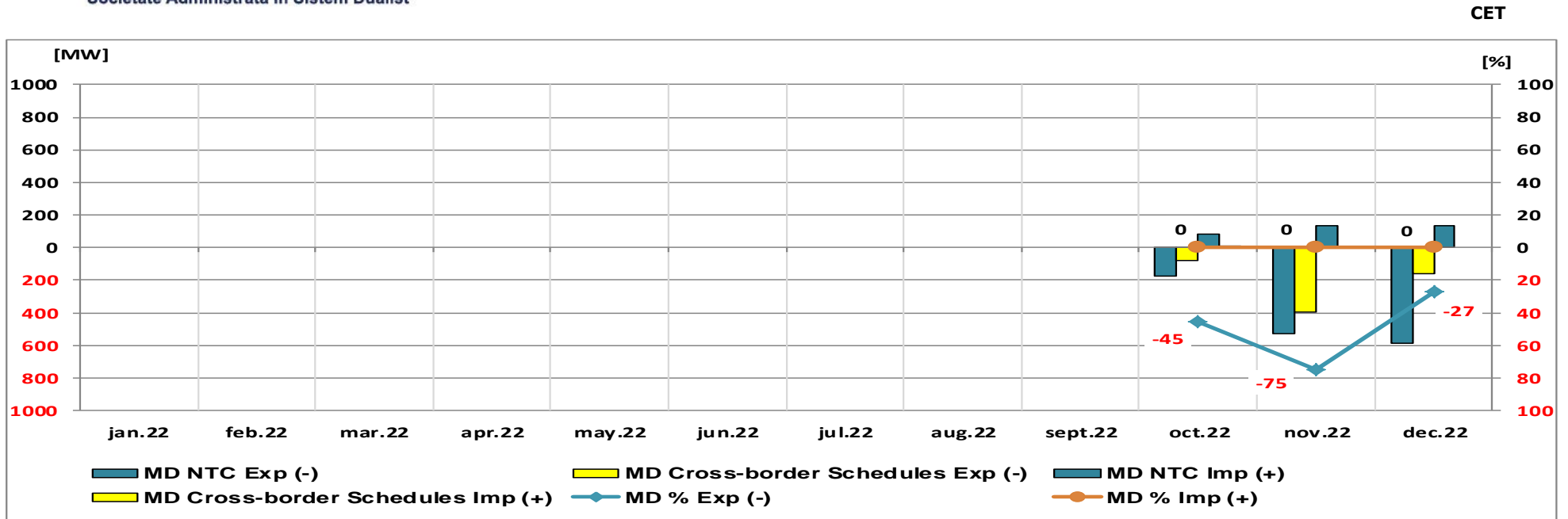
On the Ukrainian border explicit daily allocation is organized starting with 30.06.2022 (monthly auctions are currently suspended).



Transelectrica®
Societate Administrată în Sistem Dualist

Market for Allocation of Cross-Border Capacities

Usage Level of NTC on Romanian – Moldavian border



Moldavia (monthly averages values, MW)	jan.22	feb.22	mar.22	apr.22	may.22	jun.22	jul.22	aug.22	sept.22	oct.22	nov.22	dec.22
MD NTC Exp (-)	-	-	-	-	-	-	-	-	-	-175	-526	-587
MD Cross-border Schedules Exp (-)	-	-	-	-	-	-	-	-	-	-79	-393	-160
MD NTC Imp (+)	-	-	-	-	-	-	-	-	-	81	132	132
MD Cross-border Schedules Imp (+)	-	-	-	-	-	-	-	-	-	0.138	0.000	0.000

The level of usage was calculated as ratio between total commercial cross-border schedules (capacity nominated on long and short term) and NTC. From the beginning of the year, the average values (arithmetic) of usage level are: 49.1% on export direction and 0.06% on import direction.



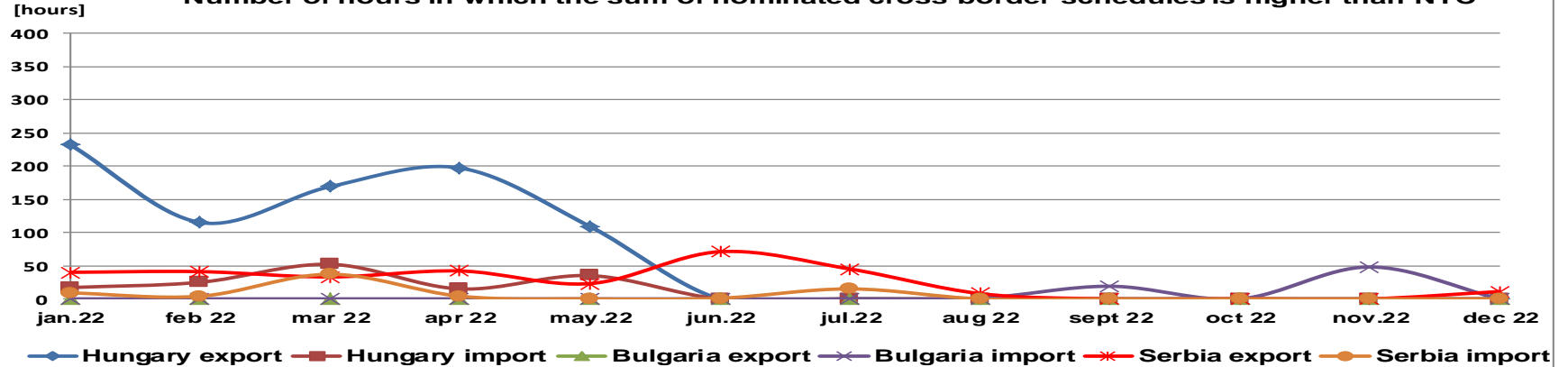
Transelectrica®
Societate Administrată în Sistem Dualist

Market for Allocation of Cross-Border Capacities

Maximization of NTC Usage

CET

Number of hours in which the sum of nominated cross-border schedules is higher than NTC



Number of hours	jan.22	feb 22	mar 22	apr 22	may.22	jun.22	jul.22	aug 22	sept 22	oct 22	nov.22	dec 22
Hungary export	232	115	169	197	109	-	-	-	-	-	-	-
Hungary import	17	25	52	15	35	-	-	-	-	-	-	-
Bulgaria export	0	0	0	0	0	0	0	0	0	0	0	0
Bulgaria import	0	0	0	0	0	0	0	1	19	0	48	0
Serbia export	40	41	33	42	23	71	45	8	0	0	0	11
Serbia import	9	4	37	4	0	1	15	0	0	0	0	0

By making efficient use of the interconnection (applying “netting” principle in daily and intra-day offered capacity calculation) there are some hours in which sum of nominated cross-border schedules is higher than the NTC. Starting with June 2022, the Flow - Based Day - Ahead Market Coupling was launched across the whole Core region (including the RO – HU border). Consequently, counting the hours in which the sum of nominated cross-border schedules was higher than the NTC was no longer considered relevant for RO – HU border.

Market for Allocation of Cross-Border Capacities



Market indicators (C1, C3, HHI) per auction type and total values

December 2022

Border	Auction												Total		
	Yearly			Monthly			Daily			Intraday			C1 [%]	C3 [%]	HHI
	C1 [%]	C3 [%]	HHI	C1 [%]	C3 [%]	HHI	C1 [%]	C3 [%]	HHI	C1 [%]	C3 [%]	HHI			
Hungary import	28.57	52.86	1414	14.62	40.26	854	-	-	-	-	-	-	14.46	35.41	734
Hungary export	14.29	40.00	992	14.08	39.44	884	-	-	-	-	-	-	10.92	25.11	568
Bulgaria import	40.00	69.00	2178	11.98	33.96	775	-	-	-	-	-	-	13.70	31.16	695
Bulgaria export	20.00	41.00	935	25.00	57.50	1524	-	-	-	-	-	-	18.18	47.09	1034
Serbia import	35.20	85.20	2720	28.00	76.40	2327	33.72	69.23	2236	100.00	100.00	10000	21.13	46.04	1159
Serbia export	44.40	78.00	2733	42.80	82.40	2756	42.07	75.87	2623	100.00	100.00	10000	21.81	52.87	1321
Ukraine import	-	-	-	-	-	-	-	-	-	-	-	-	-	-	-
Ukraine export	-	-	-	-	-	-	-	-	-	-	-	-	-	-	-
Moldavia import	-	-	-	-	-	-	-	-	-	-	-	-	-	-	-
Moldavia export	-	-	-	-	-	-	100.00	100.00	10000	-	-	-	100.00	100.00	10000

Note:

- On the Hungarian border implicit daily allocation is organized through the market coupling mechanism of day-ahead electricity markets (CZ-SK-HU-RO starting with 20.11.2014, respectively integration in Single Day-Ahead Market Coupling (SDAC) starting with 18.06.2021) and implicit intraday allocation is organized as a result of the integration of Romanian intraday market in SIDC-Single Intra-Day Market (starting with 20.11.2019).
- On the Bulgarian border implicit intraday allocation is organized as a result of the integration of Romanian intraday market in SIDC (Single Intra-Day Market) (starting with 20.11.2019) and implicit daily allocation is organized as a result of the integration in Single Day-Ahead Market Coupling (SDAC) (starting with 28.10.2021).
- On the Ukrainian border explicit daily allocation is organized starting with 30.06.2022.
- On the Moldavian border explicit daily allocation is organized starting with 12.10.2022.



Email: Monitorizare.Piata@transelectrica.ro

Fax: 021 3035630