



Transelectrica®
Societate Administrată în Sistem Dualist

MARKET MONITORING REPORT

Market for Allocation of Cross-Border Capacities

January 2017



ANRE - Romanian Energy Regulatory Authority
HHI - Herfindahl-Hirschman Index
BRP - Balance Responsible Party
BM - Balancing Market
DAM - Day Ahead Market
TSO - Transmission System Operator
DU – Dispatchable Unit
PN – Physical Notification
NDC - National Dispatching Center
C1 – The market share of the largest market participant
C3 – Total market share of top 3 market participants
NPS – Minimum number of residual generators
TTC – Total Transfer Capacity
NTC – Net Transfer Capacity
ATC – Available Transfer Capacity

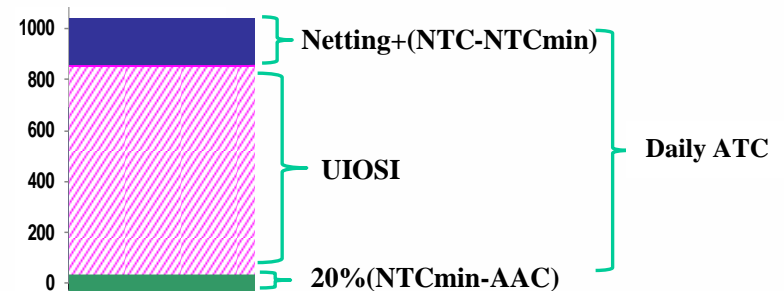


Transelectrica®
Societate Administrată în Sistem Dualist

According to the Commercial Code, Transelectrica, the Romanian Transmission System Operator, operates and monitors the activity of 3 types of markets: Balancing Market, Ancillary Services Market and Market for Allocation of Cross-Border Capacities.

Using the records from the markets data bases, Transelectrica prepares daily, weekly and monthly monitoring reports. A part of the data included in these reports (those data which are not confidential) is published on the website **www.transelectrica.ro**

- According to the agreements between Transelectrica and neighbors for year 2017 :
 - ✓ on the Bulgarian border, the bilateral coordinated allocation is done for 100% of total capacity by Transelectrica for long term auctions and by ESO EAD for daily auctions. The “netting” principle is applied to daily allocation, Starting with 01.01.2015, intraday auctions are no longer organized on the Bulgarian border, since the Bulgarian market rules are not allowing intraday cross-border exchanges, modifications of the notified schedules after 15:30 (CET) in D-1 for day D are prohibited.
 - ✓ on the Hungarian border, the bilateral coordinated allocation, is done for 100% of total capacity by MAVIR for long term auctions (based on Allocation Rules for Forward Capacity Allocation (HAR) and border specific Annex) and by Transelectrica for intra-day auctions. Implicit daily allocations are held since the CZ-SK-HU-RO day-ahead market coupling. In the event of decoupling, MAVIR is in charge with the explicit daily auctions (shadow auctions) for RO-HU border. The “netting” is applied to daily and intra-day allocation.
 - ✓ on the Serbian border, the bilateral coordinated allocation, is done for 100% of total capacity by EMS (Serbia) for daily auctions and by Transelectrica for long term daily and intra-day auctions. The “netting” is applied to daily and intra-day allocation. Starting with 01.01.2017 it was introduced UIOSI („ use it or sell it”) principle.
 - ✓ due to consultation with interconnection partners and regulators and taking into account auction participant opinions, on the Hungarian and Bulgarian borders it was agreed:
 - ✓ reservation of a percentage of interconnection capacity for short term auction, offered capacity being calculated as 80% of the minimum of available capacities of all periods of the month;
 - ✓ introduction of UIOSI („ use it or sell it”) principle.





Transelectrica®

Societate Administrată în Sistem Dualist

- Transelectrica's auctions are held on Damas platform, with euro currency trading.
- Long term auction results on the Hungarian border and daily auction results on the Bulgarian and Serbian borders (auction prices, allocated capacities) are provided by the respective TSO's.
- The intra-day allocation is done in six auction sessions for time intervals: 00:00-04:00, 04:00-08:00, 08:00-12:00, 12:00-16:00, 16:00-20:00, 20:00-00:00 CET.
- Usage of allocated capacity on Ukrainian and Moldavian border is restricted by Ukrainian TSO agreement and respectively by the approval of the distribution operator of the passive consumption islands.
- In 2017, annual auctions were held on import/export Hungary, import/export Bulgaria, import/export Serbia, import/export Ukraine for 01.01 – 31.12.2017.
- In January, auctions were held as:
 - import/export Hungary*: 01 – 31.01.2017;
 - import/export Bulgaria*: 01 – 31.01.2017;
 - import Serbia: 01 – 22.01.2017; 23.01.2017; 24 – 31.01.2017;
 - export Serbia: 01 – 31.01.2017;
 - import Ukraine: 01 – 22.01.2017; 23 – 31.01.2017.
- In January there were no auctions held on import direction from Moldavia. On export direction to Ukraine, ATC was zero at monthly auction due to full allocation of capacity at yearly auction.
- Due to lack of request from participants, there was capacity not allocated at monthly auction as it follows:
 - on import direction from Serbia:
 - 331 MW during the period 01 – 22.01.2017;
 - 81 MW during the period 23.01.2017;

* according to the allocation rules, monthly offered capacity was calculated taking into account the minimum of NTC's monthly value.



Transelectrica®

Societate Administrată în Sistem Dualist

- 31 MW during the period 24 – 31.01.2017;
- on import direction from Ukraine :
 - 100 MW during the period 01 – 22.01.2017.



Transelectrica®

Societate Administrată în Sistem Dualist

Market for Allocation of Cross-Border Capacities

Annual auction Results of 01 January – 31 December 2017

	Prices [euro/MWh]	Capacities [MW]					
	<i>Resultes</i>	<i>TTC</i>	<i>NTC</i>	<i>ATC</i>	<i>Requested</i>	<i>Alocated</i>	<i>Final Rights</i>
Hungary export							
<i>01 January - 31 December 2017</i>	2.76	450	350	350	1331	350	350
Hungary import							
<i>01 January - 31 December 2017</i>	0.15	450	350	350	1835	349	349
Bulgaria export							
<i>01 January - 31 December 2017</i>	2.21	200	100	100	415	100	100
Bulgaria import							
<i>01 January - 31 December 2017</i>	0.41	200	100	100	422	100	100
Serbia export							
<i>01 January - 31 December 2017</i>	2.82	300	200	200	572	200	200
Serbia import							
<i>01 January - 31 December 2017</i>	0.07	250	150	150	429	150	150
Ukraine export							
<i>01 January - 31 December 2017</i>	0.27	150	50	50	94	50	50
Ukraine import							
<i>01 January - 31 December 2017</i>	0.01	150	50	50	69	50	50
Moldavia export							
<i>01 January - 31 December 2017</i>	-	-	-	-	-	-	-
Moldavia import							
<i>01 January - 31 December 2017</i>	-	-	-	-	-	-	-

- final rights = annual allocated capacity (border and direction total values) after renouncement, rights withdrawals after failure to comply with contractual obligations.

Public



Transelectrica®

Societate Administrată în Sistem Dualist

Market for Allocation of Cross-Border Capacities

Monthly auction Results of 01 – 31 January 2017

	Prices [euro/MWh]	Capacities [MW]								
	Results	TTC	NTC	ATC	AAC	Reserved	Offered	Requested	Alocated	Final Rights*
Hungary export										
01 - 22 January 2017	2.82	700	600	250	350	0	160	1223	160	510
23 - 31 January 2017	2.82	650	550	200	350	0	160	1223	160	510
Hungary import										
01 - 22 January 2017	0.14	800	700	351	349	0	80	654	80	429
23 January 2017	0.14	600	500	151	349	0	80	654	80	429
24 - 31 January 2017	0.14	550	450	101	349	0	80	654	80	429
Bulgaria export										
01 - 31 January 2017	2.09	400	300	200	100	-	160	636	160	260
Bulgaria import										
01 - 31 January 2017	0.15	400	300	200	100	-	160	464	160	260
Serbia export										
01 - 31 January 2017	2.16	650	550	350	200	-	350	671	350	550
Serbia import										
01 - 22 January 2017	0.00	900	800	650	150	-	650	319	319	469
23 January 2017	0.00	600	500	350	150	-	350	269	269	419
24 - 31 January 2017	0.00	550	450	300	150	-	300	269	269	419
Ukraine export										
01 - 31 January 2017	-	150	50	0	50	-	0	-	-	50
Ukraine import										
01 - 22 January 2017	0.00	300	200	150	50	-	150	50	50	100
23 - 31 January 2017	0.00	200	100	50	50	-	50	50	50	100
Moldavia export										
01 - 31 January 2017	-	-	-	-	-	-	-	-	-	-
Moldavia import										
01 - 31 January 2017	-	-	-	-	-	-	-	-	-	-
RO_Vulcanesti										
01 - 31 January 2017	-	-	-	-	-	-	-	-	-	-
RO_Costesti										
01 - 31 January 2017	-	-	-	-	-	-	-	-	-	-
RO_Cioara										
01 - 31 January 2017	-	-	-	-	-	-	-	-	-	-

- final rights = monthly allocated capacity + yearly allocated capacity after withdrawals.

According to the allocation rules, on Hungarian and Bulgarian borders monthly offered capacities were calculated taking into account the minimum of NTC's monthly values.

Public

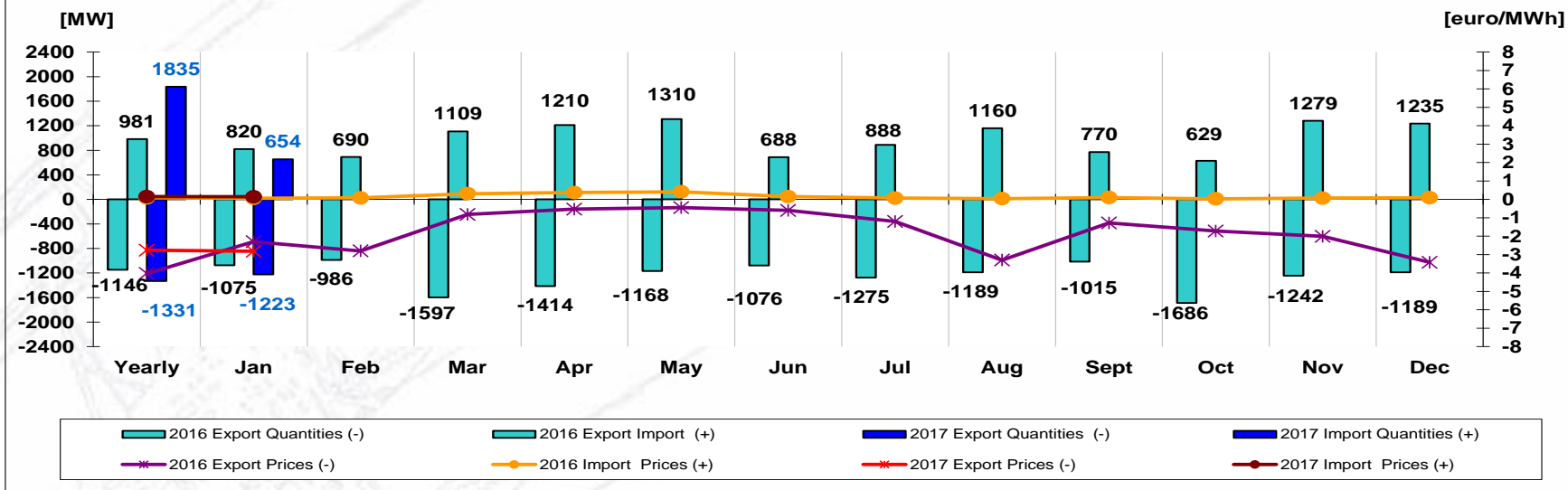


Transelectrica®

Societate Administrată în Sistem Dualist

Market for Allocation of Cross-Border Capacities

Weighted average of requested capacities correlated with auction clearing price (weighted with allocated capacities) on Hungarian border



Border	yearly	Jan. 17	Feb.17	Mar.17	Apr.17	May 17	Jun. 17	Jul. 17	Aug. 17	Sept. 17	Oct. 17	Nov.17	Dec. 17
Hungary export	2.76	2.82											
Hungary import	0.15	0.14											

Border	yearly	Jan. 16	Feb.16	Mar.16	Apr.16	May 16	Jun. 16	Jul. 16	Aug. 16	Sept. 16	Oct. 16	Nov.16	Dec. 16
Hungary export	4.03	2.30	2.80	0.82	0.53	0.45	0.60	1.20	3.30	1.28	1.72	2.01	3.42
Hungary import	0.08	0.06	0.08	0.31	0.37	0.41	0.15	0.07	0.04	0.10	0.03	0.07	0.09

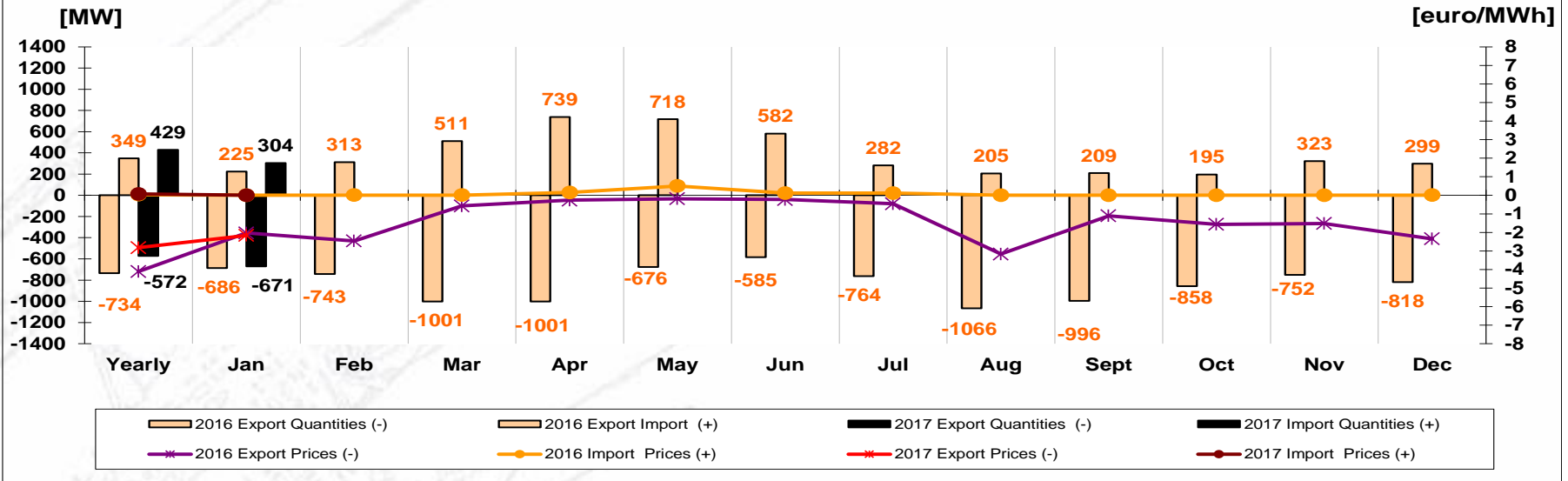
- Compared with the previous year, in January 2017 the auction price slightly increased on export direction, while offered capacity was lower and capacity request was higher. In January 2017 monthly auction price was low on import direction.



Transelectrica®
Societate Administrată în Sistem Dualist

Market for Allocation of Cross-Border Capacities

Weighted average of requested capacities correlated with auction clearing price (weighted with allocated capacities) on Serbian border



Border	yearly	Jan. 17	Feb.17	Mar.17	Apr.17	May 17	Jun. 17	Jul. 17	Aug. 17	Sept. 17	Oct. 17	Nov.17	Dec. 17
Serbia export	2.82	2.16											
Serbia import	0.07	0.00											

Border	yearly	Jan. 16	Feb.16	Mar.16	Apr.16	May 16	Jun. 16	Jul. 16	Aug. 16	Sept. 16	Oct. 16	Nov.16	Dec. 16
Serbia export	4.11	2.03	2.46	0.57	0.26	0.19	0.23	0.46	3.17	1.11	1.56	1.52	2.34
Serbia import	0.03	0.00	0.01	0.01	0.15	0.50	0.12	0.12	0.00	0.00	0.00	0.00	0.01

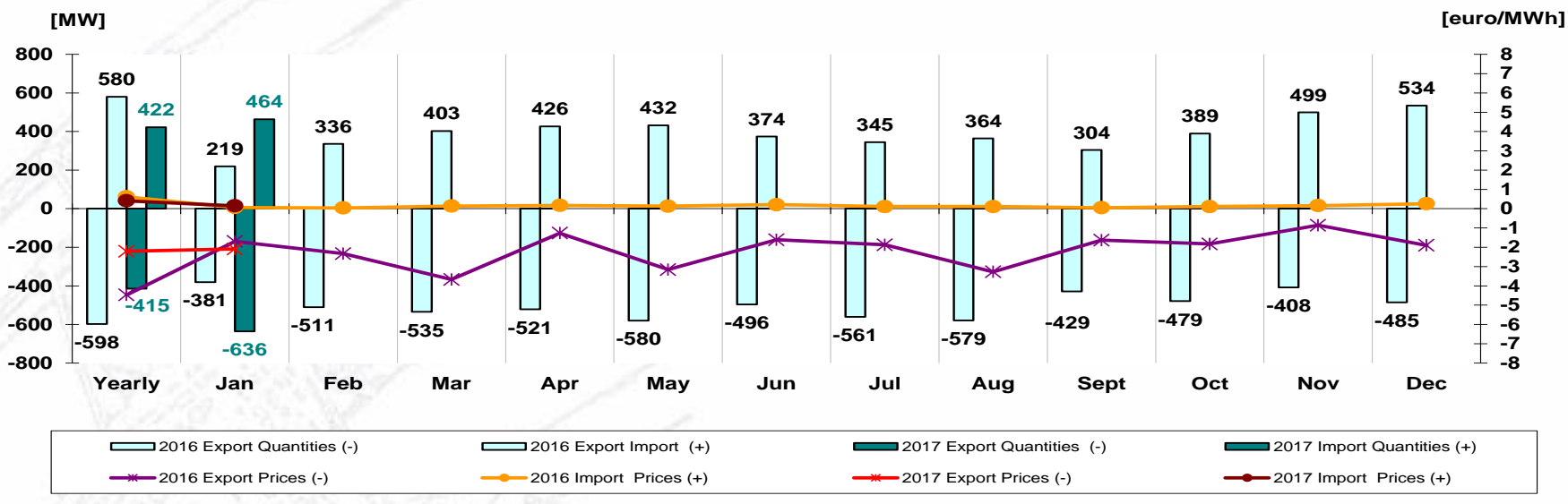
- Compared with the previous year, in January 2017 the auction price did not varied to much on export direction, while offered capacity was higher and capacity request was lower. In January 2017 (as in January 2016) monthly auction price was zero on import direction.



Transelectrica®
Societate Administrată în Sistem Dualist

Market for Allocation of Cross-Border Capacities

**Weighted average of requested capacities correlated with auction clearing price
(weighted with allocated capacities) on Bulgarian border**



Border	yearly	Jan. 17	Feb.17	Mar.17	Apr.17	May 17	Jun. 17	Jul. 17	Aug. 17	Sept. 17	Oct. 17	Nov.17	Dec. 17
Bulgaria export	2.21	2.09											
Bulgaria import	0.41	0.15											

Border	yearly	Jan. 16	Feb.16	Mar.16	Apr.16	May 16	Jun. 16	Jul. 16	Aug. 16	Sept. 16	Oct. 16	Nov.16	Dec. 16
Bulgaria export	4.47	1.70	2.33	3.67	1.27	3.16	1.61	1.87	3.27	1.63	1.83	0.86	1.90
Bulgaria import	0.62	0.06	0.04	0.14	0.17	0.13	0.21	0.11	0.11	0.05	0.11	0.16	0.26

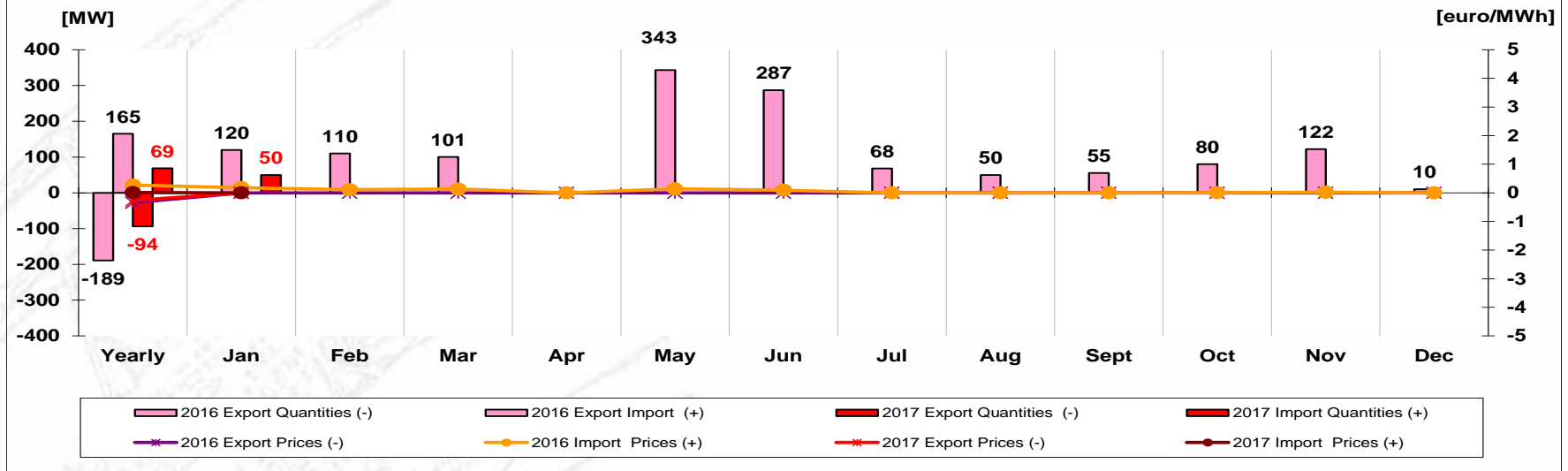
- Compared with the previous year, in January 2017 the auction price increased on export direction, while offered capacity remained on the same level and capacity request increased. Monthly auction prices were low on import direction.

Market for Allocation of Cross-Border Capacities



Transelectrica®
Societate Administrată în Sistem Dualist

Weighted average of requested capacities correlated with auction clearing price (weighted with allocated capacities) on Ukrainian border



Border	yearly	Jan. 17	Feb.17	Mar.17	Apr.17	May 17	Jun. 17	Jul. 17	Aug. 17	Sept. 17	Oct. 17	Nov.17	Dec. 17
Ukraine export	0.27	-											
Ukraine import	0.01	0.00											

Border	yearly	Jan. 16	Feb.16	Mar.16	Apr.16	May 16	Jun. 16	Jul. 16	Aug. 16	Sept. 16	Oct. 16	Nov.16	Dec. 16
Ukraine export	0.35	-	-	-	-	-	-	-	-	-	-	-	-
Ukraine import	0.27	0.18	0.11	0.13	-	0.14	0.09	0.00	0.00	0.00	0.01	0.02	0.00

- Compared with the previous year, in January 2017 capacity request decreased on import direction, while the auction price was zero. On export direction offered capacity was zero due to full allocation of capacity at yearly auction.

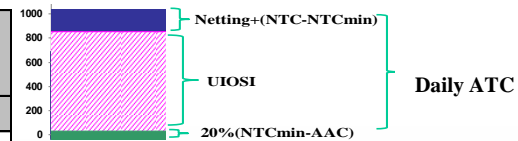
Public

Market for Allocation of Cross-Border Capacities

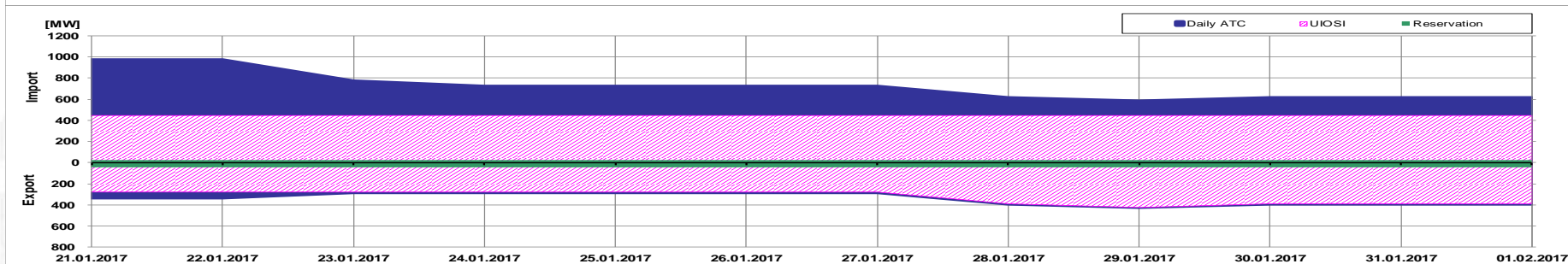
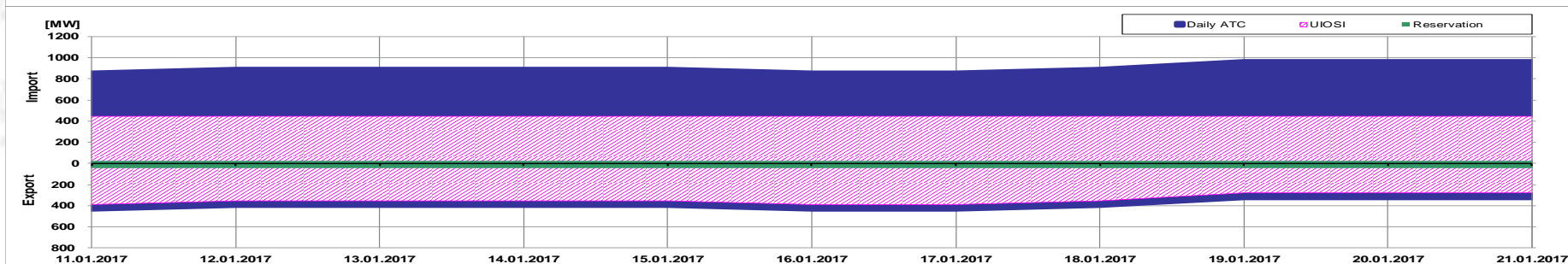
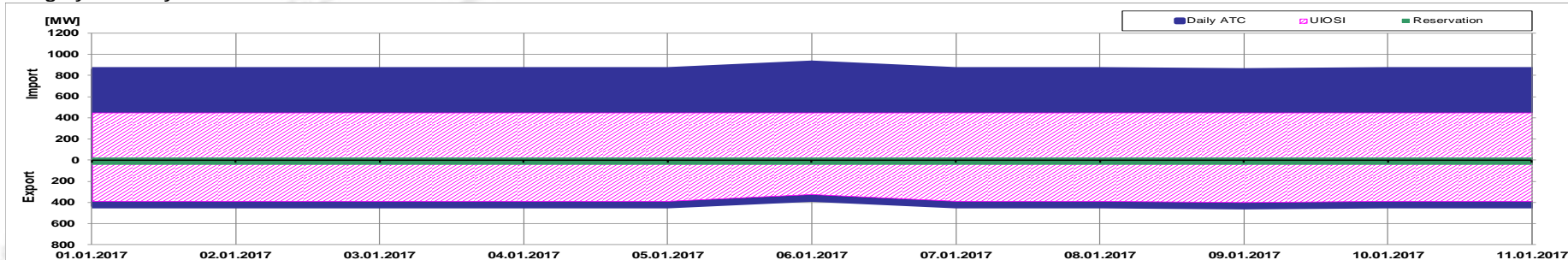


Daily implicit Auctions on Romanian – Hungarian border

Reserved Capacity [MW] average value		Unused Capacity [MW] average value	
RO-HU	HU-RO	RO-HU	HU-RO
40	21	310	429



Hungary January 2017



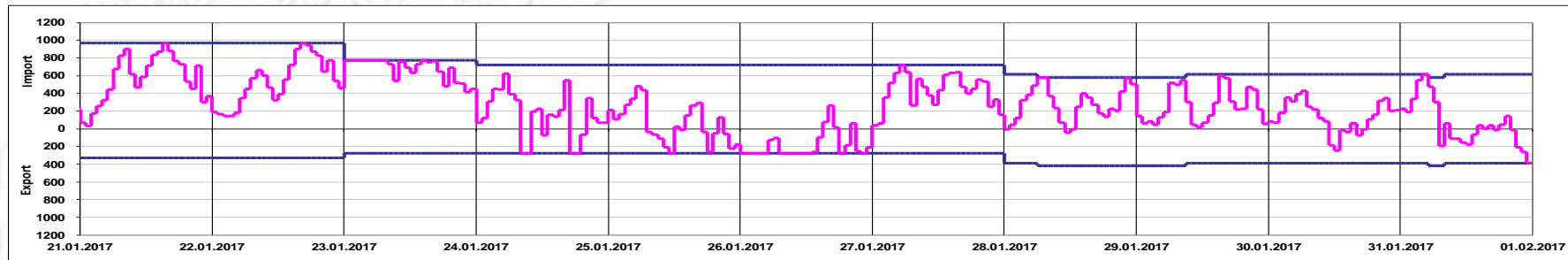
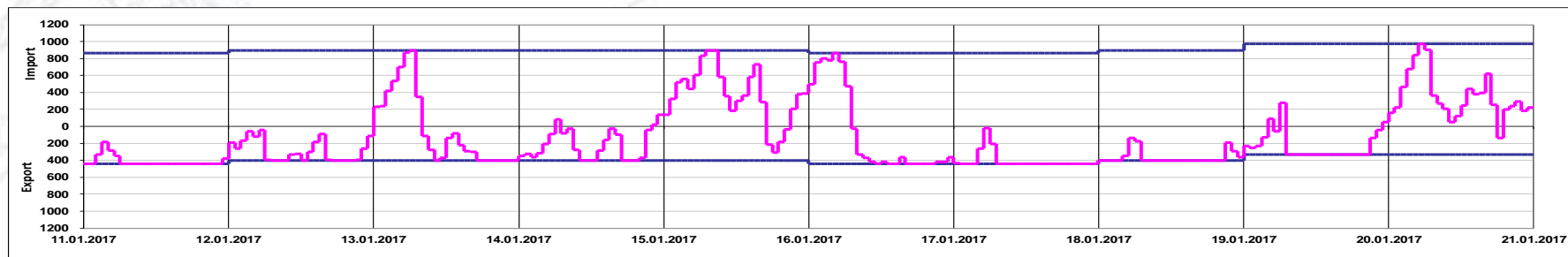
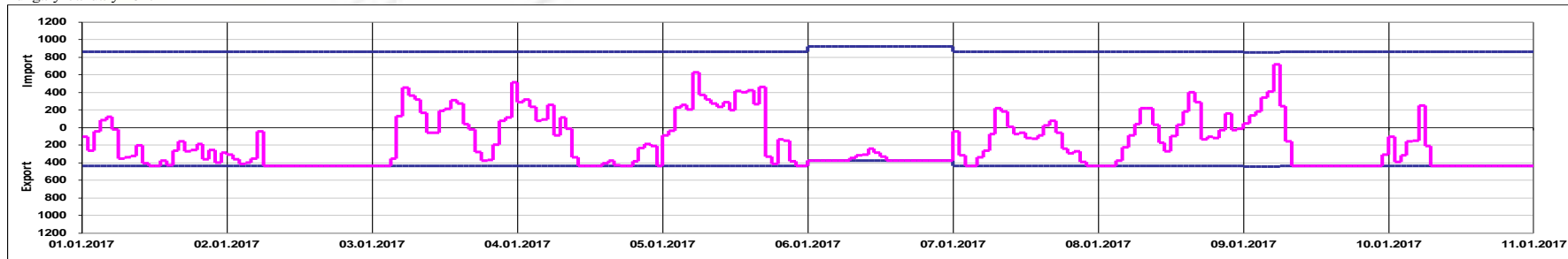


Transelectrica®
Societate Administrată în Sistem Dualist

Market for Allocation of Cross-Border Capacities

Daily implicit Auctions on Romanian – Hungarian border

Hungary January 2017



Offered Capacity on Daily Auction [MW]

Net Position Border RO – HU [MWh]

Public



Transelectrica®
Societate Administrată în Sistem Dualist

Market for Allocation of Cross-Border Capacities

Daily implicit Auctions on Romanian – Hungarian border

DAM Prices RO [Euro/MWh]

Day	1	2	3	4	5	6	7	8	9	10	11	12	13	14	15	16	17	18	19	20	21	22	23	24	Max
1	57.25	50.21	44.04	32.81	28.41	24.02	15.60	14.52	16.70	21.19	32.81	37.22	44.04	45.32	41.34	44.17	52.98	59.68	59.68	57.97	57.96	51.97	43.51	42.78	59.68
2	24.84	23.45	20.89	19.95	22.81	26.15	28.63	46.24	56.81	39.64	37.22	32.81	33.91	32.81	32.81	54.59	59.68	59.68	58.67	39.64	26.65	20.26	18.06	16.08	59.68
3	31.27	26.87	28.41	31.60	32.81	44.04	59.68	67.59	70.47	70.47	70.47	70.25	69.78	70.25	70.47	71.37	76.19	82.03	83.65	79.34	74.30	70.25	66.06	60.30	83.65
4	56.02	42.50	34.03	34.00	33.25	37.22	57.30	59.68	63.86	64.65	63.86	61.88	61.22	61.22	60.34	61.22	63.86	63.86	63.86	63.86	59.68	51.42	46.02	38.54	64.65
5	34.20	33.50	31.78	31.49	33.98	36.97	55.34	62.20	65.08	66.25	65.50	66.41	66.09	66.23	65.74	68.43	68.13	72.91	70.89	67.74	60.65	47.70	32.98	22.58	72.91
6	28.55	13.28	8.85	9.74	17.71	28.99	35.63	58.80	61.54	60.00	58.73	57.02	55.96	44.15	37.85	55.33	60.64	62.19	59.98	59.98	37.40	32.98	32.98	13.28	62.19
7	43.67	35.96	33.47	33.47	33.17	34.00	33.65	35.00	56.36	60.54	60.08	59.03	56.94	53.92	52.02	56.16	60.39	65.28	67.83	66.50	64.29	60.08	39.90	35.69	67.83
8	31.51	31.51	33.06	32.70	33.00	34.17	34.17	51.50	57.66	60.13	61.02	61.88	60.13	58.09	59.06	57.25	64.35	71.00	71.00	71.00	68.02	64.35	61.52	57.69	71.00
9	46.37	40.36	38.38	38.55	44.38	56.10	70.78	75.44	83.87	79.88	77.66	77.66	77.66	77.66	77.66	77.66	83.87	81.65	77.66	77.44	73.22	71.00	66.56	62.80	83.87
10	57.54	46.37	44.38	44.38	45.07	57.69	73.94	79.88	84.32	79.97	79.88	79.88	79.88	77.72	73.22	73.22	73.00	71.24	70.34	67.90	48.81	35.72	28.62	17.75	84.32
11	33.09	33.76	37.76	36.00	48.86	66.63	79.96	84.40	84.40	84.40	84.40	84.40	80.18	79.96	79.96	79.96	83.96	84.40	84.40	84.40	83.96	79.07	70.85	60.19	84.40
12	69.52	53.61	45.14	38.02	41.83	51.10	81.83	86.72	86.72	86.72	86.72	86.72	86.72	86.72	84.50	84.50	86.72	86.72	86.72	86.72	86.72	84.50	77.88	65.07	86.72
13	50.74	48.94	44.26	38.94	48.94	58.07	82.32	88.99	88.99	88.99	88.99	86.77	85.65	80.89	80.09	83.49	86.10	86.77	86.77	85.65	75.42	48.94	40.27	33.15	88.99
14	30.70	28.54	26.35	24.06	25.00	24.92	26.20	45.00	73.74	86.12	88.34	86.79	84.56	81.97	77.94	83.82	89.01	89.23	89.23	89.23	89.01	86.79	73.93	63.68	89.23
15	50.78	44.97	33.39	33.17	44.52	53.99	56.98	68.79	76.50	86.82	89.05	90.16	89.05	89.05	89.05	89.05	93.50	93.50	93.50	93.50	91.27	90.16	84.15	73.24	93.50
16	62.00	51.16	46.71	42.50	49.20	66.79	86.82	93.97	100.00	99.99	98.30	97.95	95.73	93.50	91.27	91.27	91.27	91.27	91.27	89.05	88.54	77.93	56.77	42.92	100.00
17	45.66	33.17	33.17	35.84	40.25	42.78	73.22	97.95	99.07	97.95	93.50	89.27	89.27	89.05	89.05	89.27	97.95	97.95	97.95	91.27	81.92	55.88	55.88	35.84	99.07
18	33.06	28.63	28.63	29.07	35.62	40.14	60.21	97.64	97.64	97.64	96.53	93.20	96.53	96.53	90.98	94.31	99.86	99.86	99.86	95.40	88.76	55.48	55.70	41.94	99.86
19	40.55	39.66	37.56	35.87	37.27	67.14	88.79	103.00	106.55	106.55	104.33	106.55	106.55	106.55	106.55	106.55	110.99	110.99	110.99	110.99	106.55	100.14	100.13	93.23	110.99
20	78.35	66.70	64.14	60.25	70.18	94.06	101.99	119.29	122.28	120.10	120.05	115.61	115.61	111.16	111.36	111.38	111.16	115.61	115.61	111.16	100.04	88.93	70.92	60.03	122.28
21	77.68	73.86	64.49	51.82	46.52	46.52	59.87	75.46	88.01	91.37	91.37	91.37	89.37	80.30	77.68	89.37	97.94	111.29	110.07	100.45	93.48	83.62	73.10	57.87	111.29
22	37.71	33.14	33.80	33.66	33.48	33.92	32.99	34.10	38.09	53.18	59.84	59.84	59.84	44.49	39.15	58.21	77.86	86.09	94.48	89.97	79.91	75.62	60.06	46.49	94.48
23	60.06	51.16	46.49	51.16	64.51	77.86	100.10	122.34	123.93	123.97	121.25	117.08	111.48	110.07	111.22	113.98	122.34	124.57	128.82	121.98	108.70	77.86	77.86	47.57	128.82
24	60.06	53.92	51.90	48.90	55.83	63.69	95.98	124.57	129.02	129.02	124.57	123.92	115.21	113.45	113.45	119.04	124.57	133.47	133.47	124.57	109.00	80.08	68.07	55.83	133.47
25	53.91	47.83	42.46	40.60	42.17	48.91	87.93	124.52	130.88	130.02	125.40	122.30	121.98	117.99	115.98	120.07	122.30	133.41	133.42	130.08	122.30	90.24	84.50	60.04	133.42
26	37.58	28.68	28.68	28.68	35.58	41.60	51.14	111.18	122.30	111.18	110.73	104.51	111.18	111.18	113.33	119.86	122.12	133.41	133.42	130.01	109.99	76.40	64.48	55.81	133.42
27	64.62	58.86	49.79	50.19	56.08	89.01	122.84	135.74	135.74	135.74	135.74	135.52	133.52	130.06	130.08	133.51	133.52	134.63	133.52	130.29	115.42	104.14	97.60	81.97	135.74
28	74.61	64.29	58.56	52.94	54.46	54.28	88.95	128.94	135.61	135.61	135.61	135.61	135.61	133.39	133.39	135.61	144.50	144.50	144.50	144.50	140.32	133.39	100.04	74.03	144.50
29	74.70	67.34	56.95	47.98	50.45	51.26	45.03	58.33	66.60	99.83	103.82	99.61	80.13	67.92	59.97	67.77	130.08	135.32	137.54	135.32	133.11	103.82	68.55	56.33	137.54
30	49.78	44.37	38.64	36.96	38.19	48.87	99.83	133.11	135.32	135.32	135.32	135.32	135.32	133.33	134.11	135.32	135.32	135.32	135.32	135.32	133.11	100.01	83.19	75.93	135.32
31	83.64	79.03	62.12	54.59	66.55	88.74	133.11	144.20	144.20	145.01	144.20	137.54	136.05	135.32	135.32	135.32	135.37	135.32	135.32	133.11	130.04	84.48	69.01	41.93	145.01

Average **74.99 EUR/MWh**

Public



Transelectrica®

Societate Administrată în Sistem Dualist

Market for Allocation of Cross-Border Capacities

Daily implicit Auctions on Romanian – Hungarian border

Congestion Prices [Euro/MWh]

Day	1	2	3	4	5	6	7	8	9	10	11	12	13	14	15	16	17	18	19	20	21	22	23	24	Max
1	-	-	-	-	-	-	-	-	-	-	-	10.01	3.91	-	-	-	-	-	-	-	-	-	-	-	10.01
2	-	-	-	-	-	-	16.09	4.10	0.19	21.34	21.46	26.92	24.76	27.20	28.46	8.90	7.36	14.41	8.33	23.36	34.26	39.80	31.87	21.88	39.80
3	2.09	7.38	3.98	-	-	-	-	-	-	-	-	-	-	-	-	-	-	-	-	-	-	-	-	-	7.38
4	-	-	-	-	-	-	-	-	-	-	5.87	7.75	6.85	-	-	-	-	-	16.05	3.34	-	-	-	-	0.10
5	-	-	-	-	-	-	-	-	-	-	-	-	-	-	-	-	-	-	-	-	-	-	-	14.45	16.42
6	12.13	26.82	29.65	27.62	19.69	11.11	12.89	-	-	-	-	-	-	9.42	16.19	2.37	4.53	9.11	7.71	1.94	13.57	7.47	6.24	21.92	29.65
7	-	-	1.03	0.53	-	-	-	-	-	-	-	-	-	-	-	-	-	-	-	-	-	-	4.18	2.47	4.18
8	4.62	1.99	0.49	-	-	-	-	-	-	-	-	-	-	-	-	-	-	-	-	-	-	-	-	-	4.62
9	-	-	-	-	-	-	-	-	-	0.07	10.15	12.34	14.40	12.15	8.29	9.68	12.37	6.13	21.85	16.35	17.56	7.42	2.94	2.61	21.85
10	-	-	-	-	-	-	-	14.47	36.63	60.04	46.17	60.16	53.71	41.29	34.21	37.45	31.04	62.01	69.62	72.72	70.50	48.82	46.43	54.18	72.72
11	31.87	21.12	-	-	-	-	8.05	110.75	165.64	165.69	165.65	165.67	110.17	70.05	120.11	170.06	166.10	215.70	115.67	65.66	3.07	8.96	11.06	-	215.70
12	-	-	-	-	-	-	-	15.21	15.20	15.21	-	-	1.34	-	-	-	-	13.28	11.15	2.16	23.29	-	-	-	23.29
13	-	-	-	-	-	-	14.21	-	-	-	0.98	-	-	-	-	-	-	10.22	12.68	4.16	1.22	25.86	22.50	16.91	25.86
14	-	-	-	-	-	-	-	-	-	1.62	3.31	-	-	-	-	-	-	0.87	8.79	6.86	-	-	-	-	8.79
15	-	-	-	-	-	-	-	9.85	6.59	-	-	-	-	-	-	-	-	-	-	-	-	-	-	-	9.85
16	-	-	-	-	4.93	-	-	-	-	-	-	2.86	-	1.50	2.03	-	3.26	27.01	18.78	12.89	1.94	-	-	-	27.01
17	-	11.37	7.13	3.72	-	-	-	10.15	26.01	22.11	26.52	30.70	23.76	19.11	18.43	21.68	22.08	37.96	27.05	28.76	17.18	28.16	10.50	13.23	37.96
18	8.00	9.84	6.37	5.03	-	-	-	8.41	22.36	22.42	16.22	26.52	13.06	2.66	7.05	12.07	9.14	29.67	30.41	20.70	7.29	-	-	-	30.41
19	-	-	-	-	-	-	-	5.56	13.47	13.52	15.73	13.46	8.47	1.10	1.44	9.36	5.15	16.98	9.11	9.08	7.42	-	-	-	16.98
20	-	-	-	-	-	12.40	-	-	-	-	-	-	-	-	-	-	-	-	-	-	-	-	-	-	12.40
21	-	-	-	-	-	-	-	-	-	-	-	-	-	-	-	8.27	-	-	-	-	-	-	-	-	8.27
22	-	-	-	-	-	-	-	-	-	-	-	-	-	-	-	-	9.15	-	-	-	-	-	-	-	9.15
23	13.89	10.09	7.61	12.32	25.11	35.56	31.25	2.42	-	-	-	-	-	-	1.16	-	-	-	-	-	-	-	-	-	35.56
24	-	-	-	-	-	-	-	-	-	8.22	5.12	-	-	-	-	-	-	6.11	7.57	-	-	-	-	-	8.22
25	-	-	-	-	-	-	-	-	-	-	-	2.74	-	-	-	-	-	-	-	-	-	-	-	-	2.74
26	11.51	12.73	10.33	8.02	1.30	-	-	14.34	27.73	38.91	29.85	25.53	6.74	-	-	-	-	-	-	1.19	-	-	-	21.52	38.91
27	-	-	-	-	-	12.14	-	-	-	-	-	-	-	-	-	-	-	-	-	-	-	-	-	-	12.14
28	-	-	-	-	-	-	24.85	26.03	-	-	-	-	-	-	-	-	-	-	-	-	-	-	-	-	26.03
29	-	-	-	-	-	-	-	-	-	-	-	-	-	-	-	-	-	-	-	-	-	-	-	-	0.00
30	-	-	-	-	-	-	-	-	-	-	-	-	-	-	-	-	-	-	-	-	-	-	-	-	0.00
31	-	-	-	-	6.22	-	-	-	-	-	-	-	-	-	-	-	-	-	-	-	-	-	-	17.15	17.15

Average 22.93 EUR/MWh

Public

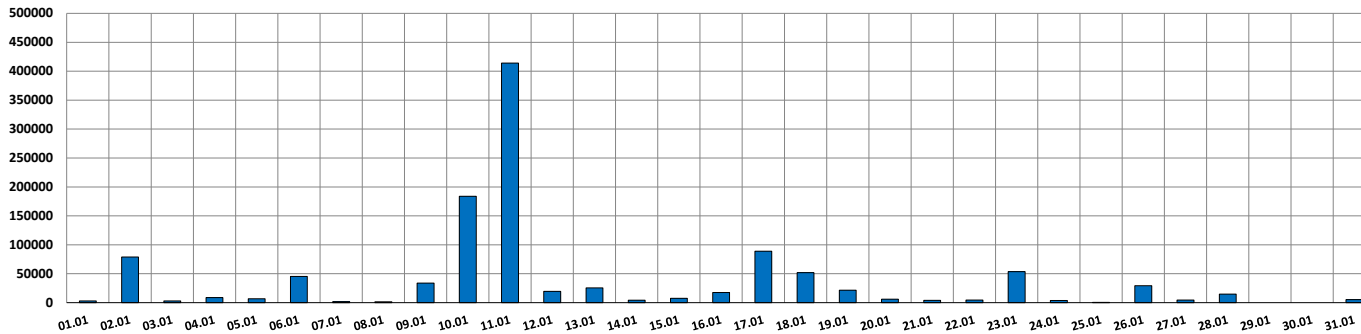


Transelectrica®
Societate Administrată în Sistem Dualist

Market for Allocation of Cross-Border Capacities

Daily implicit Auctions on Romanian – Hungarian border

Congestion Income RO



Day	Congestion Income border RO-HU [Euro]	Congestion Income RO [Euro]
01.01	6097	3048
02.01	157982	78991
03.01	5891	2946
04.01	17502	8751
05.01	13521	6761
06.01	90383	45191
07.01	3596	1798
08.01	3110	1555
09.01	67588	33794
10.01	367679	183840
11.01	828280	414140
12.01	39027	19513
13.01	50842	25421
14.01	8644	4322
15.01	14747	7373
16.01	35028	17514
17.01	177657	88829
18.01	103660	51830
19.01	42851	21425
20.01	12028	6014
21.01	8022	4011
22.01	8876	4438
23.01	107346	53673
24.01	7566	3783
25.01	767	384
26.01	58716	29358
27.01	8741	4370
28.01	29510	14755
29.01	0	0
30.01	0	0
31.01	10461	5230
Total	2286116	1143058

Daily Income [Euro]		Remuneration UIOSI [Euro]	
RO-HU	HU-RO	RO-HU	HU-RO
2076044	210072	1645016	117567
2286116		1762583	

TSO Income (Z-R) [Euro]	RO TSO Income (Z-R) [Euro]
523533	261767

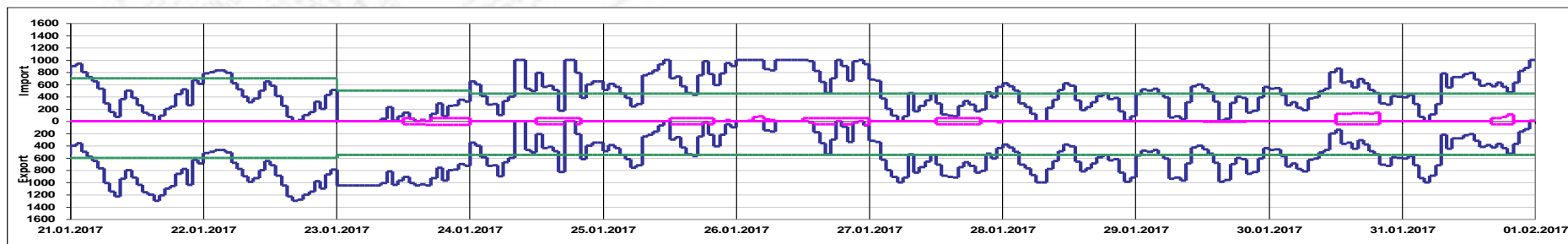
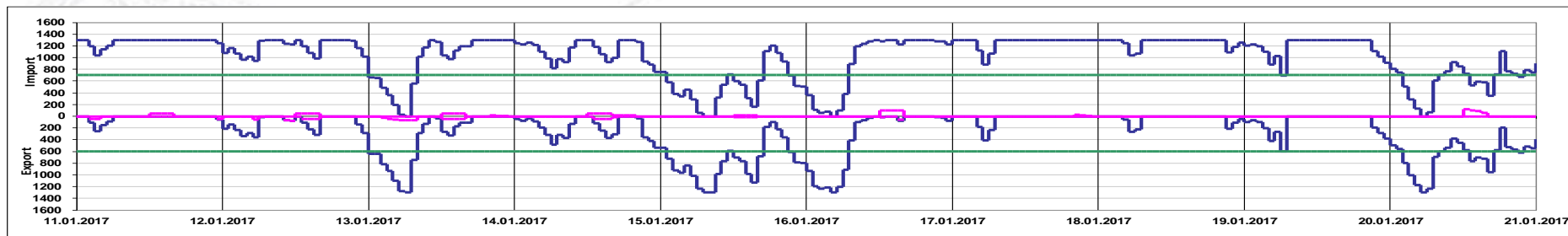
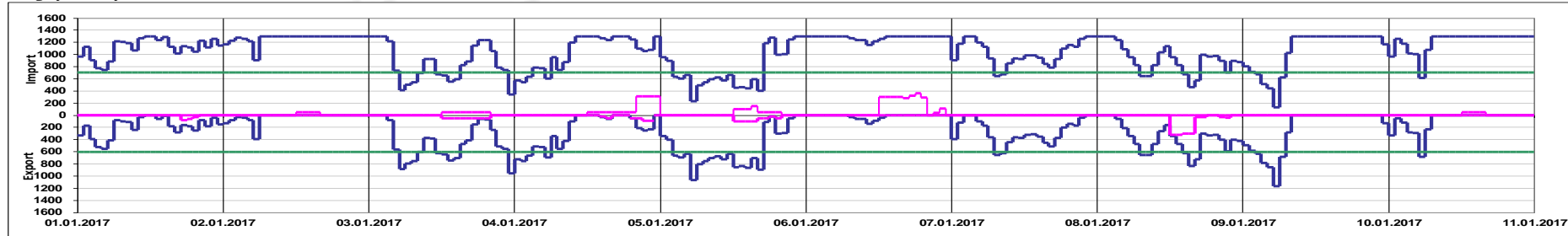


Transelectrica®
Societate Administrată în Sistem Dualist

Market for Allocation of Cross-Border Capacities

Intraday Auctions on Romanian – Hungarian border

Hungary January 2017



Offered Capacity on Intraday Auction Import (+) / Export (-) [MW]

Allocated Capacity on Intraday Auction Import (+) / Export (-) [MW]

Net Transfer Capacity (NTC) Import (+) / Export (-) [MW]

Public



Transelectrica®
Societate Administrată în Sistem Dualist

Market for Allocation of Cross-Border Capacities

Intraday Auctions on Romanian – Hungarian border

Auction Price [Euro/MWh] - Export

Day	1	2	3	4	5	6	7	8	9	10	11	12	13	14	15	16	17	18	19	20	21	22	23	24	Max	
1	0.00	0.00	0.00	0.00	0.00	0.00	0.00	0.00	0.00	0.00	0.00	-	-	0.00	0.00	0.00	0.00	0.00	0.00	0.00	0.00	0.00	0.00	0.00	0.00	
2	0.00	0.00	0.00	0.00	0.00	0.00	-	-	-	-	-	-	-	-	0.00	-	-	-	-	-	-	-	-	-	-	0.00
3	-	-	-	0.00	0.00	0.00	0.00	0.00	0.00	0.00	0.00	0.00	0.00	0.00	0.00	0.00	0.00	0.00	0.00	0.00	0.00	0.00	0.00	0.00	0.00	0.00
4	0.00	0.00	0.00	0.00	0.00	0.00	0.00	0.00	0.00	0.00	-	-	-	0.00	0.00	0.00	0.00	-	-	0.00	0.00	0.00	0.00	-	-	0.00
5	0.00	0.00	0.00	0.00	0.00	0.00	0.00	0.00	0.00	0.00	0.00	0.00	0.00	0.00	0.00	0.00	0.00	0.00	0.00	0.00	0.00	0.00	-	-	-	0.00
6	-	-	-	-	-	-	-	0.00	0.00	0.00	0.00	0.00	0.00	-	-	-	-	-	-	-	-	-	-	-	-	0.00
7	0.00	0.00	-	-	0.00	0.00	0.00	0.00	0.00	0.00	0.00	0.00	0.00	0.00	0.00	0.00	0.00	0.00	0.00	0.00	0.00	0.00	0.00	-	-	0.00
8	-	-	-	0.00	0.00	0.00	0.00	0.00	0.00	0.00	0.00	0.00	0.00	0.00	0.00	0.00	0.00	0.00	0.00	0.00	0.00	0.00	0.00	0.00	0.00	0.00
9	0.00	0.00	0.00	0.00	0.00	0.00	0.00	0.00	0.00	-	-	-	-	-	-	-	-	-	-	-	-	-	-	-	0.00	0.00
10	0.00	0.00	0.00	0.00	0.00	0.00	0.00	-	-	-	-	-	-	-	-	-	-	-	-	-	-	-	-	-	-	0.00
11	-	-	0.00	0.00	0.00	0.00	-	-	-	-	-	-	-	-	-	-	-	-	-	-	-	-	-	-	0.00	0.00
12	0.00	0.00	0.00	0.00	0.00	0.00	0.00	-	-	-	0.00	0.00	-	0.00	0.00	0.00	0.00	-	-	-	-	-	0.00	0.00	0.00	0.00
13	0.00	0.00	0.00	0.00	0.00	0.00	0.00	0.00	0.00	0.00	-	-	0.00	0.00	0.00	0.00	0.00	-	-	-	-	-	-	-	-	0.00
14	0.00	0.00	0.00	0.00	0.00	0.00	0.00	0.00	0.00	0.00	-	-	0.00	0.00	0.00	0.00	0.00	-	-	-	-	-	0.00	0.00	0.00	0.00
15	0.00	0.00	0.00	0.00	0.00	0.00	0.00	0.00	0.00	0.00	0.00	0.00	0.00	0.00	0.00	0.00	0.00	0.00	0.00	0.00	0.00	0.00	0.00	0.00	0.00	0.00
16	0.00	0.00	0.00	0.00	0.00	0.00	0.00	0.00	0.00	0.00	0.00	-	0.02	-	-	0.00	-	-	-	-	-	-	-	-	-	0.02
17	0.00	-	-	-	0.00	0.00	0.00	-	-	-	-	-	-	-	-	-	-	-	-	-	-	-	-	-	-	0.00
18	-	-	-	-	0.00	0.00	0.00	-	-	-	-	-	-	-	-	-	-	-	-	-	-	-	-	-	0.00	0.00
19	0.00	0.00	0.00	0.00	0.00	0.00	0.00	-	-	-	-	-	-	-	-	-	-	-	-	-	-	-	-	-	0.00	0.00
20	0.00	0.00	0.00	0.00	0.00	0.00	0.00	0.00	0.00	0.00	0.00	0.00	0.00	0.00	0.00	0.00	0.00	0.00	0.00	0.00	0.00	0.00	0.00	0.00	0.00	0.00
21	0.00	0.00	0.00	0.00	0.00	0.00	0.00	0.00	0.00	0.00	0.00	0.00	0.00	0.00	0.00	0.00	0.00	0.00	0.00	0.00	0.00	0.00	0.00	0.00	0.00	0.00
22	0.00	0.00	0.00	0.00	0.00	0.00	0.00	0.00	0.00	0.00	0.00	0.00	0.00	0.00	0.00	0.00	0.00	0.00	0.00	0.00	0.00	0.00	0.00	0.00	0.00	0.00
23	0.00	0.00	0.00	0.00	0.00	0.00	0.00	0.00	0.00	0.00	0.00	0.00	0.00	0.00	0.00	0.00	0.00	0.00	0.00	0.00	0.00	0.00	0.00	0.00	0.00	0.00
24	0.00	0.00	0.00	0.00	0.00	0.00	0.00	0.00	-	-	0.00	0.00	0.00	0.00	0.00	0.00	0.00	-	-	0.00	0.00	0.00	0.00	0.00	0.00	0.00
25	0.00	0.00	0.00	0.00	0.00	0.00	0.00	0.00	0.00	0.00	0.00	-	0.00	0.00	0.00	0.00	0.00	0.00	0.00	0.00	0.00	0.00	0.00	0.00	0.00	0.00
26	-	-	-	-	-	0.00	0.00	-	-	-	-	-	-	0.00	0.00	0.00	0.00	0.00	-	-	0.00	0.00	-	-	0.00	0.00
27	0.00	0.00	0.00	0.00	0.00	0.00	0.00	0.00	0.00	0.00	0.00	0.00	0.00	0.00	0.00	0.00	0.00	0.00	0.00	0.00	0.00	0.00	0.00	0.00	0.00	0.00
28	0.00	0.00	0.00	0.00	0.00	0.00	0.00	0.00	0.00	0.00	0.00	0.00	0.00	0.00	0.00	0.00	0.00	0.00	0.00	0.00	0.00	0.00	0.00	0.00	0.00	0.00
29	0.00	0.00	0.00	0.00	0.00	0.00	0.00	0.00	0.00	0.00	0.00	0.00	0.00	0.00	0.00	0.00	0.00	0.00	0.00	0.00	0.00	0.00	0.00	0.00	0.00	0.00
30	0.00	0.00	0.00	0.00	0.00	0.00	0.00	0.00	0.00	0.00	0.00	0.00	0.00	0.00	0.00	0.00	0.00	0.00	0.00	0.00	0.00	0.00	0.00	0.00	0.00	0.00
31	0.00	0.00	0.00	0.00	0.00	0.00	0.00	0.00	0.00	0.00	0.00	0.00	0.00	0.00	0.00	0.00	0.00	0.00	0.00	0.00	0.00	0.00	0.00	0.00	0.00	0.00

Hungary January 2017



Transelectrica[®]
Societate Administrată în Sistem Dualist

Market for Allocation of Cross-Border Capacities

Intraday Auctions on Romanian – Hungarian border

Auction Price [Euro/MWh] - Import

Day	1	2	3	4	5	6	7	8	9	10	11	12	13	14	15	16	17	18	19	20	21	22	23	24	Max	
1	0.00	0.00	0.00	0.00	0.00	0.00	0.00	0.00	0.00	0.00	0.00	0.00	0.00	0.00	0.00	0.00	0.00	0.00	0.00	0.00	0.00	0.00	0.00	0.00	0.00	0.00
2	0.00	0.00	0.00	0.00	0.00	0.00	0.00	0.00	0.00	0.00	0.00	0.00	0.00	0.00	0.00	0.00	0.00	0.00	0.00	0.00	0.00	0.00	0.00	0.00	0.00	0.00
3	0.00	0.00	0.00	0.00	0.00	0.00	0.00	0.00	0.00	0.00	0.00	0.00	0.00	0.00	0.00	0.00	0.00	0.00	0.00	0.00	0.00	0.00	0.00	0.00	0.00	0.00
4	0.00	0.00	0.00	0.00	0.00	0.00	0.00	0.00	0.00	0.00	0.00	0.00	0.00	0.00	0.00	0.00	0.00	0.00	0.00	0.00	0.00	0.00	0.00	0.00	0.00	0.00
5	0.00	0.00	0.00	0.00	0.00	0.00	0.00	0.00	0.00	0.00	0.00	0.00	0.00	0.00	0.00	0.00	0.00	0.00	0.00	0.00	0.00	0.00	0.00	0.00	0.00	0.00
6	0.00	0.00	0.00	0.00	0.00	0.00	0.00	0.00	0.00	0.00	0.00	0.00	0.00	0.00	0.00	0.00	0.00	0.00	0.00	0.00	0.00	0.00	0.00	0.00	0.00	0.00
7	0.00	0.00	0.00	0.00	0.00	0.00	0.00	0.00	0.00	0.00	0.00	0.00	0.00	0.00	0.00	0.00	0.00	0.00	0.00	0.00	0.00	0.00	0.00	0.00	0.00	0.00
8	0.00	0.00	0.00	0.00	0.00	0.00	0.00	0.00	0.00	0.00	0.00	0.00	0.00	0.00	0.00	0.00	0.00	0.00	0.00	0.00	0.00	0.00	0.00	0.00	0.00	0.00
9	0.00	0.00	0.00	0.00	0.00	0.00	0.00	0.00	0.00	0.00	0.00	0.00	0.00	0.00	0.00	0.00	0.00	0.00	0.00	0.00	0.00	0.00	0.00	0.00	0.00	0.00
10	0.00	0.00	0.00	0.00	0.00	0.00	0.00	0.00	0.00	0.00	0.00	0.00	0.00	0.00	0.00	0.00	0.00	0.00	0.00	0.00	0.00	0.00	0.00	0.00	0.00	0.00
11	0.00	0.00	0.00	0.00	0.00	0.00	0.00	0.00	0.00	0.00	0.00	0.00	0.00	0.00	0.00	0.00	0.00	0.00	0.00	0.00	0.00	0.00	0.00	0.00	0.00	0.00
12	0.00	0.00	0.00	0.00	0.00	0.00	0.00	0.00	0.00	0.00	0.00	0.00	0.00	0.00	0.00	0.00	0.00	0.00	0.00	0.00	0.00	0.00	0.00	0.00	0.00	0.00
13	0.00	0.00	0.00	0.00	0.00	0.00	0.00	0.00	0.00	0.00	0.00	0.00	0.00	0.00	0.00	0.00	0.00	0.00	0.00	0.00	0.00	0.00	0.00	0.00	0.00	0.00
14	0.00	0.00	0.00	0.00	0.00	0.00	0.00	0.00	0.00	0.00	0.00	0.00	0.00	0.00	0.00	0.00	0.00	0.00	0.00	0.00	0.00	0.00	0.00	0.00	0.00	0.00
15	0.00	0.00	0.00	0.00	0.00	0.00	0.00	-	-	0.00	0.00	0.00	0.00	0.00	0.00	0.00	0.00	0.00	0.00	0.00	0.00	0.00	0.00	0.00	0.00	0.00
16	0.00	0.00	0.00	0.00	-	0.00	0.00	0.00	0.00	0.00	0.00	0.00	0.00	0.00	0.00	0.00	0.00	0.00	0.00	0.00	0.00	0.00	0.00	0.00	0.00	0.00
17	0.00	0.00	0.00	0.00	0.00	0.00	0.00	0.00	0.00	0.00	0.00	0.00	0.00	0.00	0.00	0.00	0.00	0.00	0.00	0.00	0.00	0.00	0.00	0.00	0.00	0.00
18	0.00	0.00	0.00	0.00	0.00	0.00	0.00	0.00	0.00	0.00	0.00	0.00	0.00	0.00	0.00	0.00	0.00	0.00	0.00	0.00	0.00	0.00	0.00	0.00	0.00	0.00
19	0.00	0.00	0.00	0.00	0.00	0.00	0.00	0.00	0.00	0.00	0.00	0.00	0.00	0.00	0.00	0.00	0.00	0.00	0.00	0.00	0.00	0.00	0.00	0.00	0.00	0.00
20	0.00	0.00	0.00	0.00	0.00	-	0.00	0.00	0.00	0.00	0.00	0.00	0.00	0.00	0.00	0.00	0.00	0.00	0.00	0.00	0.00	0.00	0.00	0.00	0.00	0.00
21	0.00	0.00	0.00	0.00	0.00	0.00	0.00	0.00	0.00	0.00	0.00	0.00	0.00	0.00	0.00	-	0.00	0.00	0.00	0.00	0.00	0.00	0.00	0.00	0.00	0.00
22	0.00	0.00	0.00	0.00	0.00	0.00	0.00	0.00	0.00	0.00	0.00	0.00	0.00	0.00	0.00	0.00	-	0.00	0.00	0.00	0.00	0.00	0.00	0.00	0.00	0.00
23	-	-	-	-	-	-	-	-	0.00	0.00	0.00	0.00	0.00	0.00	-	0.00	0.00	0.00	0.00	0.00	0.00	0.00	0.00	0.00	0.00	0.00
24	0.00	0.00	0.00	0.00	0.00	0.00	0.00	0.00	0.00	0.00	0.00	0.00	0.00	0.00	0.00	0.00	0.00	0.00	0.00	0.00	0.00	0.00	0.00	0.00	0.00	0.00
25	0.00	0.00	0.00	0.00	0.00	0.00	0.00	0.00	0.00	0.00	0.00	0.00	0.00	0.00	0.00	0.00	0.00	0.00	0.00	0.00	0.00	0.00	0.00	0.00	0.00	0.00
26	0.00	0.00	0.00	0.00	0.00	0.00	0.00	0.00	0.00	0.00	0.00	0.00	0.00	0.00	0.00	0.00	0.00	0.00	0.00	0.00	0.00	0.00	0.00	0.00	0.00	0.00
27	0.00	0.00	0.00	0.00	0.00	-	0.00	0.00	0.00	0.00	0.00	0.00	0.00	0.00	0.00	0.00	0.00	0.00	0.00	0.00	0.00	0.00	0.00	0.00	0.00	0.00
28	0.00	0.00	0.00	0.00	0.00	0.00	-	-	0.00	0.00	0.00	0.00	0.00	0.00	0.00	0.00	0.00	0.00	0.00	0.00	0.00	0.00	0.00	0.00	0.00	0.00
29	0.00	0.00	0.00	0.00	0.00	0.00	0.00	0.00	0.00	0.00	0.00	0.00	0.00	0.00	0.00	0.00	0.00	0.00	0.00	0.00	0.00	0.00	0.00	0.00	0.00	0.00
30	0.00	0.00	0.00	0.00	0.00	0.00	0.00	0.00	0.00	0.00	0.00	0.00	0.00	0.00	0.00	0.00	0.00	0.00	0.00	0.00	0.00	0.00	0.00	0.00	0.00	0.00
31	0.00	0.00	0.00	0.00	-	0.00	0.00	0.00	0.00	0.00	0.00	0.00	0.00	0.00	0.00	0.00	0.00	0.00	0.00	0.00	0.00	0.00	0.00	0.00	0.00	0.00

Hungary January 2017

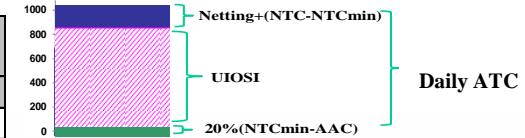
Market for Allocation of Cross-Border Capacities



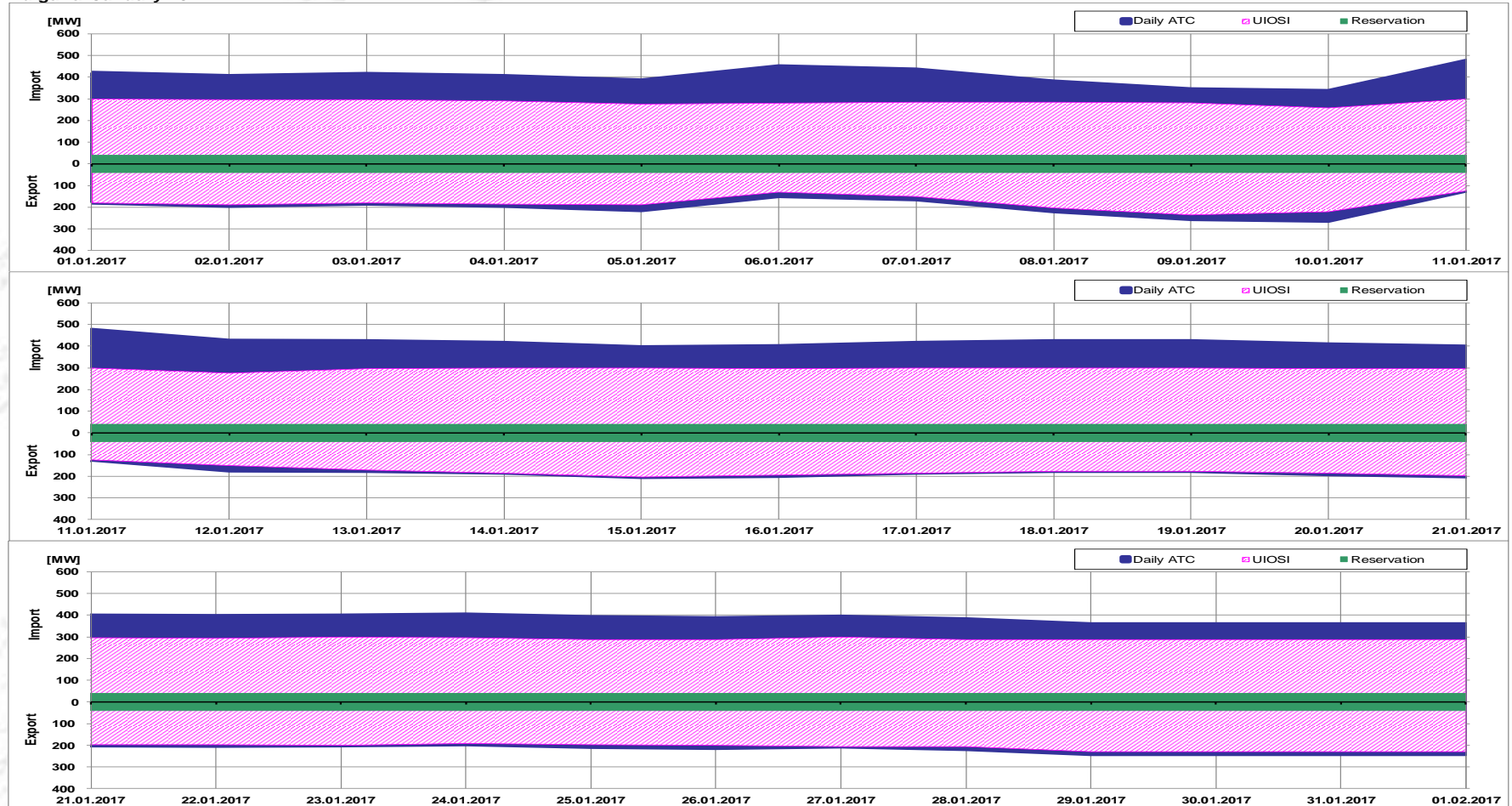
Transelectrica[®]
Societate Administrată în Sistem Dualist

Daily Auctions on Romanian – Bulgarian border

Reserved Capacity [MW] average value		Unused Capacity [MW] average value	
RO-BG	BG-RO	RO-BG	BG-RO
40	40	150	252



Bulgaria January 2017



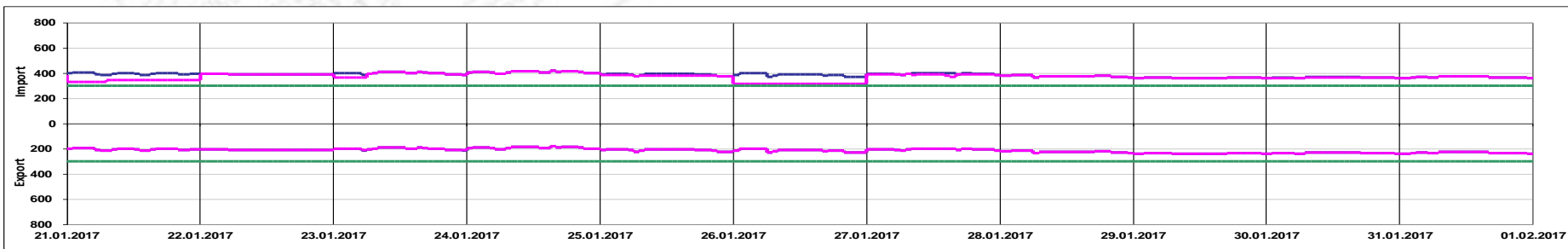
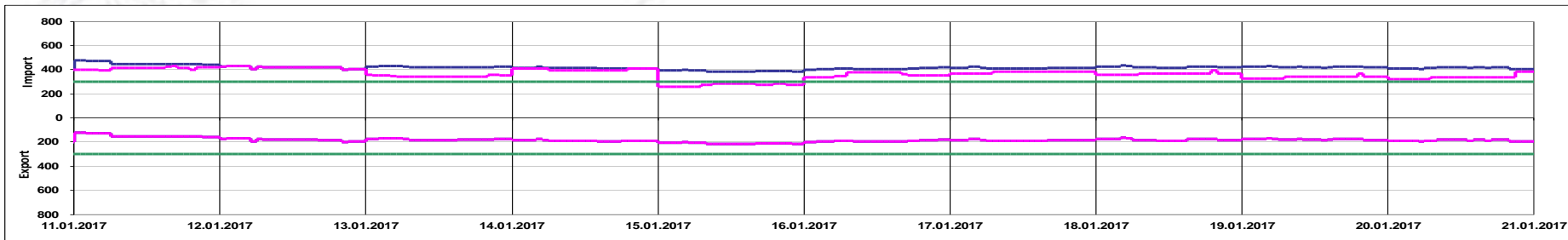
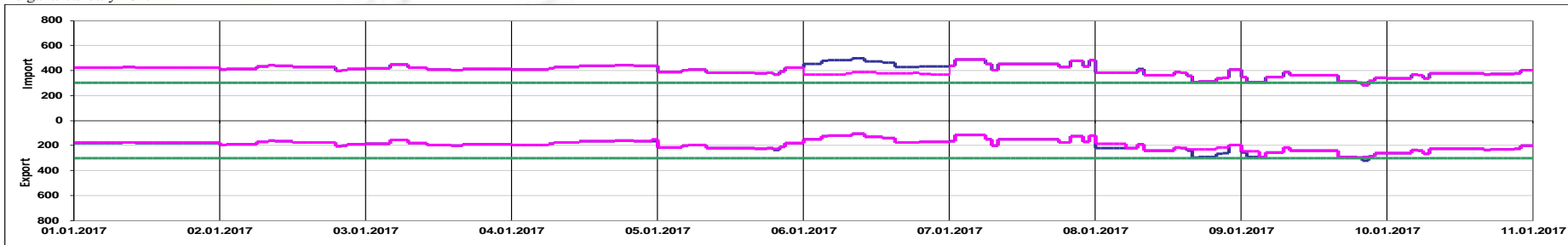


Transelectrica®
Societate Administrată în Sistem Dualist

Market for Allocation of Cross-Border Capacities

Daily Auctions on Romanian – Bulgarian border

Bulgaria January 2017



Offered Capacity on Daily Auction Import (+) / Export (-) [MW]

Allocated Capacity on Daily Auction Import (+) / Export (-) [MW]

Net Transfer Capacity (NTC) Import (+) / Export (-) [MW]

Market for Allocation of Cross-Border Capacities



Transelectrica®
Societate Administrată în Sistem Dualist

Daily Auctions on Romanian – Bulgarian border

Auction Price [Euro/MWh] – Export

Day	1	2	3	4	5	6	7	8	9	10	11	12	13	14	15	16	17	18	19	20	21	22	23	24	Max	
1	0.00	0.00	0.00	0.00	0.00	0.00	0.00	0.00	0.00	0.00	0.00	0.00	0.00	0.00	0.00	0.00	0.00	0.00	0.00	0.00	0.00	0.00	0.00	0.00	0.00	
2	0.03	0.05	0.05	0.05	0.05	0.05	0.07	0.07	0.07	0.07	0.07	0.07	0.07	0.07	0.07	0.07	0.07	0.07	0.07	0.07	0.03	0.03	0.05	0.05	0.05	0.07
3	0.03	0.03	0.03	0.03	0.06	0.07	0.07	0.05	0.05	0.05	0.03	0.03	0.04	0.04	0.03	0.03	0.04	0.03	0.03	0.03	0.03	0.03	0.03	0.03	0.03	0.07
4	0.07	0.07	0.07	0.07	0.07	0.07	0.34	0.48	0.48	0.56	0.56	1.01	1.01	1.01	0.28	1.01	0.75	0.75	0.56	0.56	0.48	0.40	0.40	0.00	1.01	
5	0.01	0.01	0.01	0.01	0.03	0.03	0.03	0.05	0.03	0.03	0.03	0.03	0.03	0.03	0.03	0.03	0.01	0.01	0.00	0.00	0.01	0.03	0.03	0.03	0.05	
6	0.10	0.10	0.10	0.25	0.29	0.25	10.24	8.89	10.06	11.79	10.57	10.45	10.06	9.74	8.11	0.34	0.34	0.07	0.07	0.10	0.10	0.10	0.10	2.18	11.79	
7	2.00	6.24	5.47	4.83	6.67	4.88	9.38	1.50	1.50	1.50	2.30	2.30	2.30	5.00	1.50	2.21	1.50	1.50	1.33	1.33	8.88	2.22	1.50	2.22	9.38	
8	0.00	0.00	0.00	0.00	0.00	0.03	0.03	0.07	0.03	0.03	0.03	0.03	0.03	0.03	0.03	0.00	0.00	0.00	0.00	0.00	0.00	0.00	0.03	0.03	0.07	
9	0.00	0.00	0.00	0.01	0.03	0.05	0.05	0.07	0.06	0.06	0.06	0.07	0.07	0.07	0.07	0.07	0.03	0.03	0.03	0.01	0.00	0.01	0.03	0.03	0.07	
10	0.06	0.06	0.06	0.06	0.09	0.07	0.06	0.13	0.13	0.13	0.13	0.16	0.16	0.16	0.16	0.16	0.13	1.11	1.11	0.18	0.18	0.18	0.18	0.59	1.11	
11	25.01	20.55	20.10	20.10	22.22	23.95	35.01	37.22	37.22	38.80	37.22	38.80	37.60	37.22	37.22	37.22	37.22	35.01	37.22	37.22	37.22	33.33	24.34	25.01	38.80	
12	0.36	0.66	0.66	0.66	0.66	0.26	1.23	2.56	30.01	30.01	30.01	30.01	30.01	30.01	30.01	27.66	22.22	3.21	2.56	1.56	1.23	1.47	2.00	2.00	30.01	
13	0.17	0.17	0.17	0.17	0.17	0.17	0.33	0.33	0.33	0.33	0.33	0.33	0.33	0.33	0.33	0.33	0.33	0.33	0.33	0.33	1.11	1.11	1.11	1.05	0.91	1.11
14	0.07	0.07	0.07	0.07	0.07	0.07	0.07	0.07	0.07	0.07	0.07	0.07	0.07	0.07	0.07	0.07	0.07	0.05	0.05	0.05	0.05	0.05	0.05	0.05	0.07	
15	0.03	0.03	0.03	0.03	0.03	0.03	0.03	0.03	0.02	0.02	0.02	0.02	0.02	0.02	0.02	0.02	0.02	0.02	0.02	0.02	0.02	0.02	0.02	0.02	0.03	
16	0.08	0.08	0.08	0.08	0.08	0.08	0.11	0.77	0.77	1.55	3.26	3.26	3.26	3.26	3.26	3.26	3.26	23.91	23.91	23.56	19.22	8.28	10.13	12.06	23.91	
17	2.00	2.00	2.00	2.00	2.00	1.08	0.77	3.00	10.00	15.00	15.00	15.00	15.00	10.00	15.00	15.00	21.47	15.00	15.00	15.00	10.00	4.17	10.00	10.00	21.47	
18	1.23	1.23	1.23	1.23	1.23	1.23	1.23	5.58	18.22	18.22	18.22	8.88	8.00	8.00	10.66	19.57	15.70	15.20	12.16	13.30	8.54	10.12	7.55	1.23	19.57	
19	8.88	6.43	3.92	2.94	2.45	2.45	2.55	9.80	21.58	20.57	7.33	12.82	6.83	5.55	4.44	5.55	2.22	1.45	1.45	12.82	1.67	1.22	3.15	3.33	21.58	
20	0.16	0.19	0.19	0.19	0.16	0.16	0.25	0.29	0.33	0.33	0.33	0.33	0.33	0.33	0.33	0.33	0.33	0.33	1.15	0.88	0.69	0.69	0.69	0.69	1.15	
21	0.19	0.19	0.19	0.19	0.19	0.16	0.16	0.16	0.19	0.19	0.19	0.16	0.16	0.16	0.16	0.16	0.22	0.33	0.33	0.31	0.31	0.16	0.16	0.16	0.33	
22	0.07	0.07	0.07	0.07	0.07	0.07	0.07	0.07	0.07	0.07	0.07	0.07	0.07	0.07	0.07	0.07	0.11	0.15	0.15	0.15	0.15	0.07	0.07	0.07	0.15	
23	0.05	0.05	0.05	0.05	0.05	0.00	0.05	0.11	0.11	0.11	0.11	0.11	0.11	0.07	0.07	0.11	0.05	0.05	0.05	0.05	0.05	0.05	0.05	0.00	0.11	
24	0.03	0.03	0.03	0.03	0.03	0.03	0.03	0.05	0.05	0.07	0.07	0.07	0.07	0.07	0.07	0.07	0.07	0.07	0.07	0.07	0.07	0.03	0.03	0.03	0.07	
25	0.05	0.12	0.12	0.12	0.12	0.05	0.05	0.09	0.33	0.33	0.33	0.33	0.33	0.33	0.33	0.33	0.12	0.12	0.12	0.12	0.05	0.03	0.03	0.03	0.33	
26	0.10	0.10	0.10	0.10	0.10	0.10	0.03	0.10	0.33	0.33	0.33	0.33	0.33	0.33	0.33	0.10	0.05	0.03	0.03	0.03	0.01	0.01	0.01	0.01	0.33	
27	0.10	0.10	0.10	0.10	0.10	0.07	0.07	0.10	0.20	0.20	0.20	0.20	0.35	0.35	0.40	0.37	0.10	0.22	0.22	0.10	0.10	0.10	0.10	0.09	0.40	
28	0.07	0.07	0.07	0.07	0.07	0.07	0.03	0.04	0.04	0.04	0.04	0.04	0.04	0.04	0.04	0.04	0.04	0.04	0.04	0.04	0.04	0.04	0.04	0.04	0.07	
29	0.05	0.05	0.05	0.05	0.05	0.05	0.05	0.05	0.05	0.05	0.05	0.05	0.05	0.05	0.05	0.05	0.05	0.05	0.05	0.05	0.05	0.05	0.05	0.05	0.05	
30	0.04	0.04	0.04	0.04	0.04	0.04	0.04	0.07	0.15	0.15	0.15	0.15	0.15	0.07	0.15	0.07	0.07	0.04	0.04	0.04	0.04	0.04	0.04	0.03	0.15	
31	0.05	0.05	0.05	0.05	0.05	0.05	0.05	0.07	0.07	0.07	0.07	0.07	0.07	0.07	0.07	0.07	0.05	0.05	0.05	0.05	0.05	0.05	0.05	0.05	0.07	

Bulgaria January 2017



Transelectrica®
Societate Administrată în Sistem Dualist

Market for Allocation of Cross-Border Capacities

Daily Auctions on Romanian – Bulgarian border

Auction Price [Euro/MWh] – Import

Day	1	2	3	4	5	6	7	8	9	10	11	12	13	14	15	16	17	18	19	20	21	22	23	24	Max
1	0.07	0.07	0.07	0.07	0.07	0.07	0.07	0.03	0.03	0.03	0.03	0.03	0.03	0.03	0.07	0.07	0.07	0.07	0.07	0.07	0.08	0.07	0.07	0.06	0.08
2	0.23	0.23	0.16	0.16	0.16	0.16	0.08	0.08	0.07	0.08	0.08	0.08	0.08	0.08	0.12	0.12	0.12	0.12	0.12	0.16	0.23	0.16	0.16	0.16	0.23
3	0.16	0.16	0.16	0.16	0.05	0.05	0.05	0.08	0.16	0.16	0.32	0.32	0.32	0.32	0.44	0.44	0.32	0.44	0.44	0.32	0.32	0.32	0.16	0.32	0.44
4	0.32	0.32	0.32	0.32	0.32	0.28	0.08	0.08	0.08	0.08	0.08	0.08	0.08	0.08	0.08	0.08	0.32	0.32	0.55	0.55	0.55	0.55	0.16	0.32	0.55
5	0.30	0.30	0.30	0.16	0.16	0.16	0.43	0.71	0.71	0.71	0.71	0.71	0.71	0.71	0.88	0.88	0.88	0.71	0.71	0.71	0.71	0.30	0.30	0.08	0.88
6	0.00	0.00	0.00	0.00	0.00	0.00	0.00	0.00	0.00	0.00	0.00	0.00	0.00	0.00	0.00	0.00	0.00	0.00	0.00	0.00	0.00	0.00	0.00	0.00	0.00
7	0.03	0.02	0.02	0.02	0.02	0.02	0.03	0.26	0.07	0.07	0.07	0.07	0.07	0.03	0.03	0.07	0.05	0.05	0.07	0.07	0.02	0.02	0.03	0.02	0.26
8	0.05	0.05	0.02	0.05	0.05	0.05	0.05	0.00	0.26	0.33	0.33	0.37	0.33	0.09	0.12	0.77	1.50	1.55	1.50	1.50	0.77	0.77	0.03	0.03	1.55
9	0.33	0.27	0.19	0.19	0.07	0.25	0.17	0.33	0.33	0.33	0.33	0.33	0.33	0.33	0.33	0.33	0.88	2.50	4.32	2.50	2.50	2.50	0.55	0.20	4.32
10	0.16	0.13	0.13	0.13	0.07	2.19	4.50	0.55	0.55	0.55	0.55	2.08	2.16	2.13	1.38	0.06	0.06	0.06	0.06	0.06	0.06	0.06	0.05	0.05	4.50
11	0.00	0.00	0.00	0.00	0.00	0.00	0.00	0.00	0.00	0.00	0.00	0.00	0.00	0.00	0.00	0.00	0.00	0.00	0.00	0.00	0.00	0.00	0.00	0.00	0.00
12	0.04	0.03	0.03	0.03	0.03	0.04	0.03	0.03	0.03	0.03	0.03	0.03	0.03	0.03	0.04	0.04	0.04	0.04	0.05	0.04	0.05	0.05	0.05	0.05	0.05
13	0.00	0.00	0.00	0.00	0.00	0.00	0.00	0.00	0.00	0.00	0.00	0.00	0.00	0.00	0.00	0.00	0.00	0.00	0.00	0.00	0.00	0.00	0.00	0.00	0.00
14	0.00	0.00	0.00	0.00	0.00	0.00	0.00	0.00	0.00	0.00	0.00	0.00	0.00	0.00	0.00	0.00	0.00	0.00	0.00	0.00	0.00	0.00	0.00	0.00	0.01
15	0.00	0.00	0.00	0.00	0.00	0.00	0.00	0.00	0.00	0.00	0.00	0.00	0.00	0.00	0.00	0.00	0.00	0.00	0.00	0.00	0.00	0.00	0.00	0.00	0.00
16	0.00	0.00	0.00	0.00	0.00	0.00	0.00	0.00	0.00	0.00	0.00	0.00	0.00	0.00	0.00	0.00	0.00	0.00	0.00	0.00	0.00	0.00	0.00	0.00	0.00
17	0.00	0.00	0.00	0.00	0.00	0.00	0.00	0.00	0.00	0.00	0.00	0.00	0.00	0.00	0.00	0.00	0.00	0.00	0.00	0.00	0.00	0.00	0.00	0.00	0.00
18	0.00	0.00	0.00	0.00	0.00	0.00	0.00	0.00	0.00	0.00	0.00	0.00	0.00	0.00	0.00	0.00	0.00	0.00	0.00	0.00	0.00	0.00	0.00	0.00	0.00
19	0.00	0.00	0.00	0.00	0.00	0.00	0.00	0.00	0.00	0.00	0.00	0.00	0.00	0.00	0.00	0.00	0.00	0.00	0.00	0.00	0.00	0.00	0.00	0.00	0.00
20	0.00	0.00	0.00	0.00	0.00	0.00	0.00	0.00	0.00	0.00	0.00	0.00	0.00	0.00	0.00	0.00	0.00	0.00	0.00	0.00	0.00	0.00	0.00	0.00	0.00
21	0.00	0.00	0.00	0.00	0.00	0.00	0.00	0.00	0.00	0.00	0.00	0.00	0.00	0.00	0.00	0.00	0.00	0.00	0.00	0.00	0.00	0.00	0.00	0.00	0.00
22	0.03	0.03	0.03	0.03	0.03	0.06	0.26	0.47	0.47	0.47	0.47	0.47	0.47	0.47	0.47	0.47	0.47	0.47	0.47	0.47	0.47	0.47	0.47	0.47	0.47
23	0.00	0.00	0.00	0.00	0.00	0.00	0.02	0.02	0.02	0.02	0.02	0.02	0.02	0.02	0.02	0.02	0.02	0.02	0.02	0.02	0.02	0.07	0.07	0.07	0.07
24	0.02	0.02	0.01	0.01	0.02	0.03	0.03	0.02	0.01	0.01	0.01	0.01	0.01	0.02	0.02	0.01	0.02	0.01	0.02	0.02	0.03	0.03	0.03	0.03	0.03
25	0.00	0.00	0.00	0.00	0.00	0.00	0.01	0.00	0.00	0.00	0.00	0.00	0.00	0.00	0.00	0.00	0.00	0.00	0.00	0.00	0.00	0.01	0.01	0.01	0.01
26	0.00	0.00	0.00	0.00	0.00	0.00	0.00	0.00	0.00	0.00	0.00	0.00	0.00	0.00	0.00	0.00	0.00	0.00	0.00	0.00	0.00	0.00	0.00	0.00	0.00
27	0.00	0.00	0.00	0.00	0.00	0.01	0.01	0.01	0.00	0.00	0.00	0.00	0.00	0.00	0.00	0.01	0.00	0.00	0.00	0.00	0.00	0.00	0.00	0.01	0.01
28	0.03	0.03	0.03	0.03	0.03	0.03	0.03	0.03	0.03	0.03	0.03	0.07	0.07	0.07	0.07	0.03	0.03	0.03	0.03	0.03	0.03	0.03	0.03	0.03	0.07
29	0.03	0.03	0.03	0.03	0.03	0.03	0.03	0.07	0.07	0.07	0.07	0.07	0.07	0.07	0.07	0.07	0.03	0.03	0.03	0.03	0.03	0.03	0.03	0.03	0.07
30	0.03	0.00	0.00	0.00	0.00	0.03	0.03	0.00	0.00	0.00	0.00	0.00	0.00	0.00	0.00	0.00	0.00	0.03	0.03	0.03	0.03	0.03	0.03	0.03	0.03
31	0.03	0.02	0.02	0.00	0.00	0.02	0.02	0.01	0.01	0.01	0.01	0.01	0.01	0.01	0.01	0.01	0.02	0.02	0.02	0.02	0.02	0.02	0.02	0.02	0.03

Bulgaria January 2017

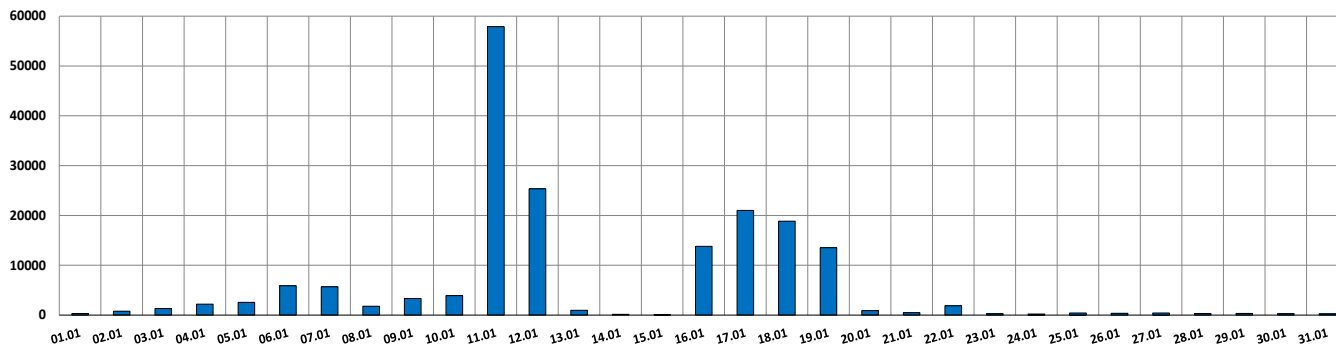
Market for Allocation of Cross-Border Capacities



Transelectrica®
Societate Administrată în Sistem Dualist

Daily Allocation on Romanian – Bulgarian border

Congestion Income RO



Day	Congestion Income border RO-BG [Euro]	Congestion Income RO [Euro]
01.01	590	295
02.01	1580	790
03.01	2625	1313
04.01	4407	2203
05.01	5105	2552
06.01	11753	5876
07.01	11345	5673
08.01	3560	1780
09.01	6672	3336
10.01	7793	3897
11.01	115780	57890
12.01	50652	25326
13.01	1888	944
14.01	293	146
15.01	117	59
16.01	27592	13796
17.01	42019	21010
18.01	37687	18844
19.01	27076	13538
20.01	1819	910
21.01	978	489
22.01	3740	1870
23.01	530	265
24.01	411	205
25.01	839	420
26.01	699	349
27.01	840	420
28.01	579	290
29.01	676	338
30.01	512	256
31.01	450	225
Total	370608	185304

Daily Income [Euro]		Remuneration UIOSI [Euro]	
RO-BG	BG-RO	RO-BG	BG-RO
336682	33925	249698	22496
370608		272194	

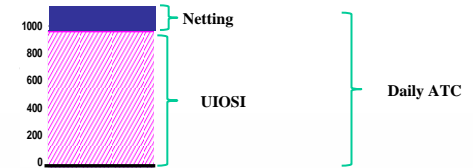
TSO Income (Z-R) [Euro]	RO TSO Income (Z-R) [Euro]
98413	49207

Market for Allocation of Cross-Border Capacities

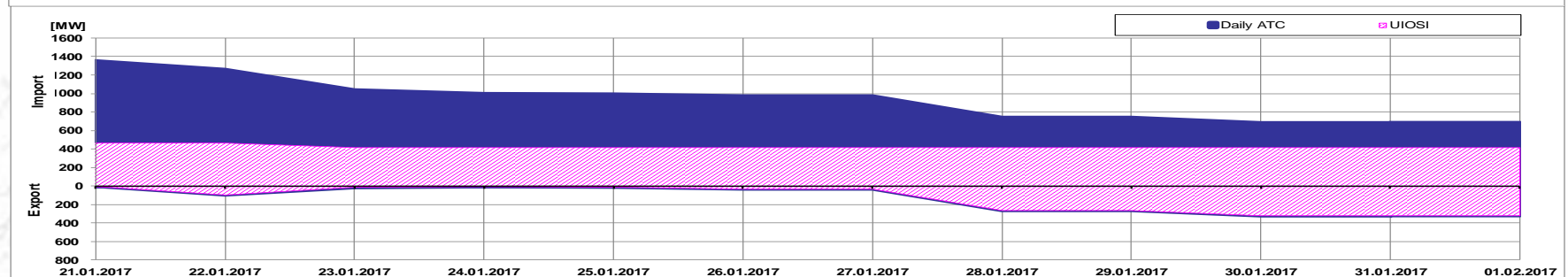
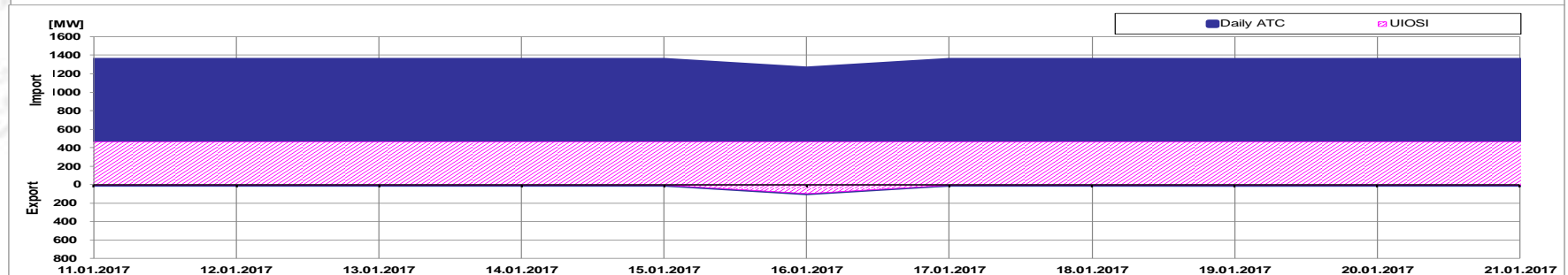
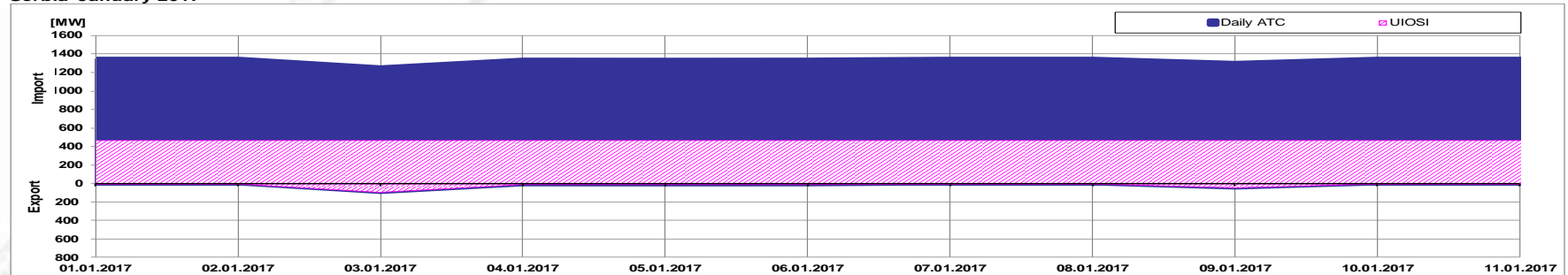


Daily Auctions on Romanian – Serbian border

Unused Capacity [MW] average value	
RO-RS	RS-RO
52	454



Serbia January 2017



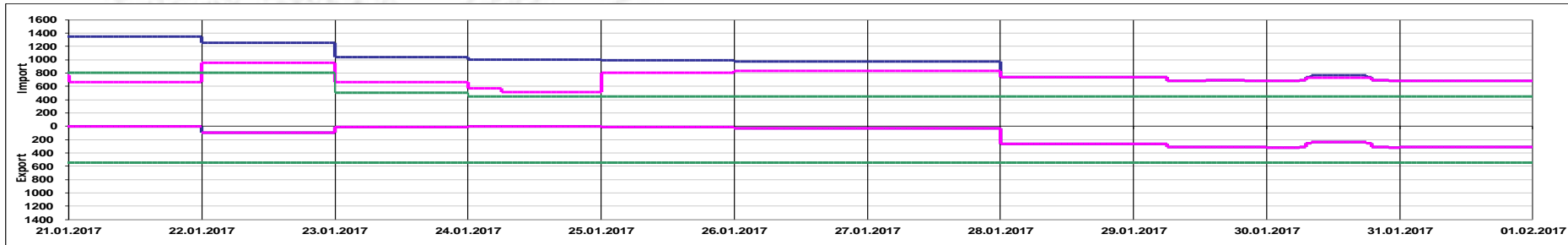
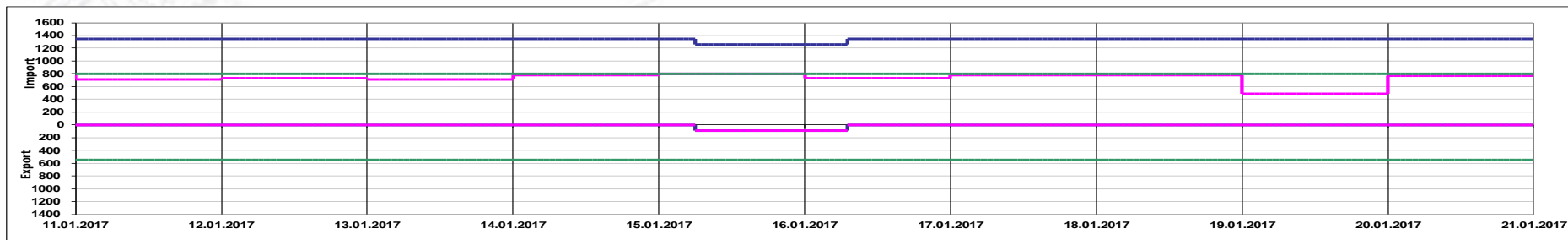
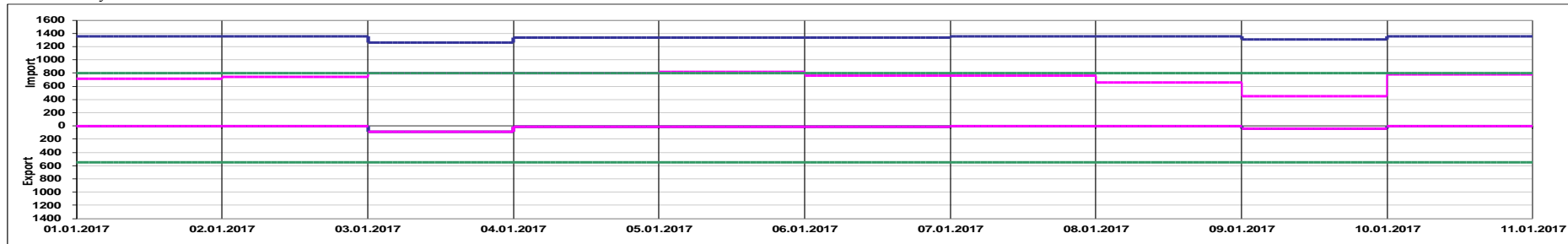


Transelectrica®
Societate Administrată în Sistem Dualist

Market for Allocation of Cross-Border Capacities

Daily Auctions on Romanian – Serbian border

Serbia January 2017



Offered Capacity on Daily Auction Import (+) / Export (-) [MW]

Allocated Capacity on Daily Auction Import (+) / Export (-) [MW]

Net Transfer Capacity (NTC) Import (+) / Export (-) [MW]



Transelectrica®
Societate Administrată în Sistem Dualist

Market for Allocation of Cross-Border Capacities

Daily Auctions on Romanian – Serbian border

Auction Price [Euro/MWh] – Export

Day	1	2	3	4	5	6	7	8	9	10	11	12	13	14	15	16	17	18	19	20	21	22	23	24	Max
1	-	-	-	-	-	-	-	-	-	-	-	-	-	-	-	-	-	-	-	-	-	-	-	-	-
2	-	-	-	-	-	-	-	-	-	-	-	-	-	-	-	-	-	-	-	-	-	-	-	-	-
3	10.00	10.00	8.00	3.00	2.00	2.00	10.00	7.62	1.65	1.65	2.17	1.71	1.65	1.65	1.65	1.65	1.65	1.65	1.65	1.65	1.65	1.65	1.28	1.28	10.00
4	1.25	1.25	1.25	1.25	1.25	1.25	1.25	1.25	1.25	3.58	3.87	5.00	4.83	5.16	5.22	5.16	5.54	8.55	8.55	8.55	3.51	2.84	2.13	1.25	8.55
5	0.26	0.26	0.26	0.26	0.26	0.26	0.26	0.26	0.26	0.26	0.26	0.26	0.26	0.26	0.26	0.26	0.26	0.26	0.26	0.26	4.68	2.00	5.10	5.68	5.68
6	12.13	12.77	14.10	13.29	11.49	7.70	7.70	7.60	8.12	7.86	8.45	8.54	8.99	8.95	8.02	9.34	10.00	13.44	12.20	10.90	9.65	8.97	10.00	10.28	14.10
7	-	-	-	-	-	-	-	-	-	-	-	-	-	-	-	-	-	-	-	-	-	-	-	-	-
8	-	-	-	-	-	-	-	-	-	-	-	-	-	-	-	-	-	-	-	-	-	-	-	-	-
9	0.55	0.55	0.55	0.55	0.55	0.55	0.55	0.55	0.55	0.55	0.55	0.55	0.55	0.55	0.55	0.55	0.55	0.55	0.55	0.55	0.55	0.55	0.55	0.55	0.55
10	-	-	-	-	-	-	-	-	-	-	-	-	-	-	-	-	-	-	-	-	-	-	-	-	-
11	-	-	-	-	-	-	-	-	-	-	-	-	-	-	-	-	-	-	-	-	-	-	-	-	-
12	-	-	-	-	-	-	-	-	-	-	-	-	-	-	-	-	-	-	-	-	-	-	-	-	-
13	-	-	-	-	-	-	-	-	-	-	-	-	-	-	-	-	-	-	-	-	-	-	-	-	-
14	-	-	-	-	-	-	-	-	-	-	-	-	-	-	-	-	-	-	-	-	-	-	-	-	-
15	-	-	-	-	-	-	0.22	0.22	0.22	0.22	0.22	0.22	0.22	0.22	0.22	0.22	0.22	0.22	0.22	0.22	0.22	0.22	0.22	0.22	0.22
16	0.83	0.83	0.83	0.83	0.83	0.83	0.83	-	-	-	-	-	-	-	-	-	-	-	-	-	-	-	-	-	0.83
17	-	-	-	-	-	-	-	-	-	-	-	-	-	-	-	-	-	-	-	-	-	-	-	-	-
18	-	-	-	-	-	-	-	-	-	-	-	-	-	-	-	-	-	-	-	-	-	-	-	-	-
19	0.00	0.00	0.00	0.00	0.00	0.00	0.00	0.00	0.00	0.00	0.00	0.00	0.00	0.00	0.00	0.00	0.00	0.00	0.00	0.00	0.00	0.00	0.00	0.00	0.00
20	-	-	-	-	-	-	-	-	-	-	-	-	-	-	-	-	-	-	-	-	-	-	-	-	-
21	-	-	-	-	-	-	-	-	-	-	-	-	-	-	-	-	-	-	-	-	-	-	-	-	-
22	0.10	0.10	0.10	0.10	0.10	0.10	0.10	0.10	0.10	0.10	0.10	0.10	0.10	0.10	0.10	0.10	0.10	0.10	0.10	0.10	0.10	0.10	0.10	0.10	0.10
23	0.04	0.04	0.04	0.04	0.04	0.04	0.04	0.04	0.04	0.04	0.04	0.04	0.04	0.04	0.04	0.04	0.04	0.04	0.04	0.04	0.04	0.04	0.04	0.04	0.04
24	0.05	0.05	0.05	0.05	0.05	0.05	0.05	0.05	0.05	0.05	0.05	0.05	0.05	0.05	0.05	0.05	0.05	0.05	0.05	0.05	0.05	0.05	0.05	0.05	0.05
25	2.22	2.22	0.22	0.22	0.22	0.22	0.22	0.22	0.10	0.10	0.22	0.22	0.22	0.22	0.22	0.22	0.22	0.22	0.22	0.22	2.23	2.23	2.23	4.12	4.12
26	0.65	0.65	0.65	0.65	0.65	0.65	0.42	0.42	0.57	0.57	0.68	0.68	0.57	0.57	0.57	0.57	0.42	0.42	0.42	0.42	0.57	0.57	0.57	0.57	0.68
27	2.25	2.25	0.88	0.60	0.60	0.60	0.60	0.65	0.65	1.00	1.00	1.00	1.00	1.00	1.00	1.00	0.57	0.57	0.57	0.57	0.65	0.60	0.60	0.65	2.25
28	0.15	0.15	0.15	0.15	0.15	0.15	0.15	0.15	0.15	0.15	0.15	0.15	0.15	0.15	0.15	0.15	0.15	0.15	0.15	0.15	0.15	0.15	0.15	0.15	0.15
29	0.13	0.13	0.13	0.13	0.13	0.13	0.15	0.15	0.15	0.15	0.15	0.15	0.15	0.15	0.15	0.15	0.15	0.15	0.15	0.15	0.15	0.15	0.15	0.06	0.15
30	0.09	0.09	0.09	0.09	0.09	0.09	0.15	0.31	0.32	0.32	0.32	0.32	0.32	0.32	0.32	0.32	0.32	0.32	0.31	0.15	0.15	0.15	0.15	0.09	0.32
31	0.10	0.10	0.10	0.10	0.10	0.10	0.36	0.36	0.36	0.36	0.36	0.36	0.36	0.36	0.36	0.36	0.36	0.36	0.36	0.36	0.36	0.36	0.36	0.20	0.36

Serbia January 2017

Market for Allocation of Cross-Border Capacities

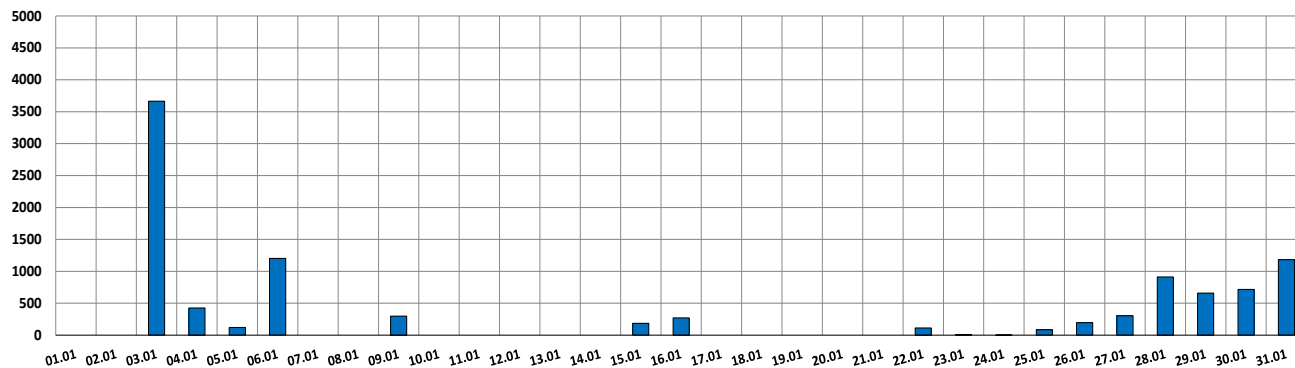


Transelectrica®

Societate Administrată în Sistem Dualist

Daily Allocation on Romanian – Serbian border

Congestion Income RO



Daily Income [Euro]		Remuneration UIOSI [Euro]	
RO-RS	RS-RO	RO-RS	RS-RO
19241	1428	19247	834
20669		20081	

TSO Income (Z-R) [Euro]	RO TSO Income (Z-R) [Euro]
588	294

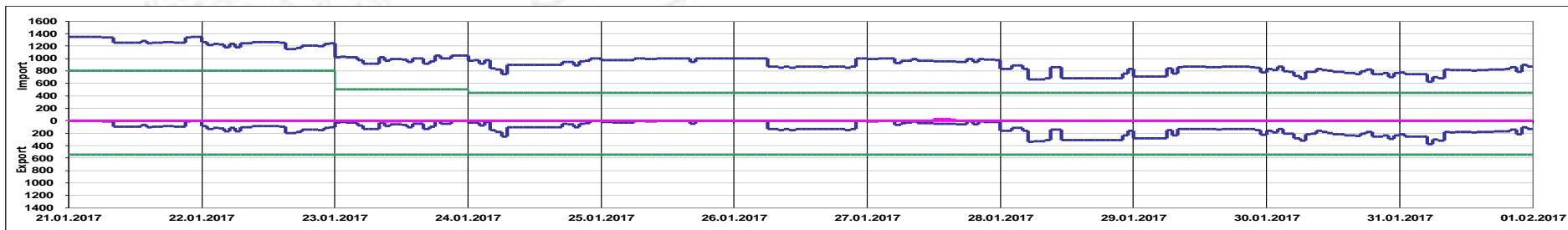
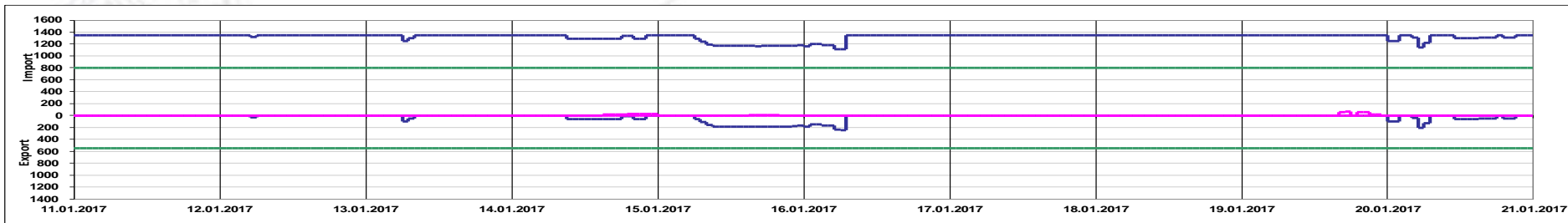
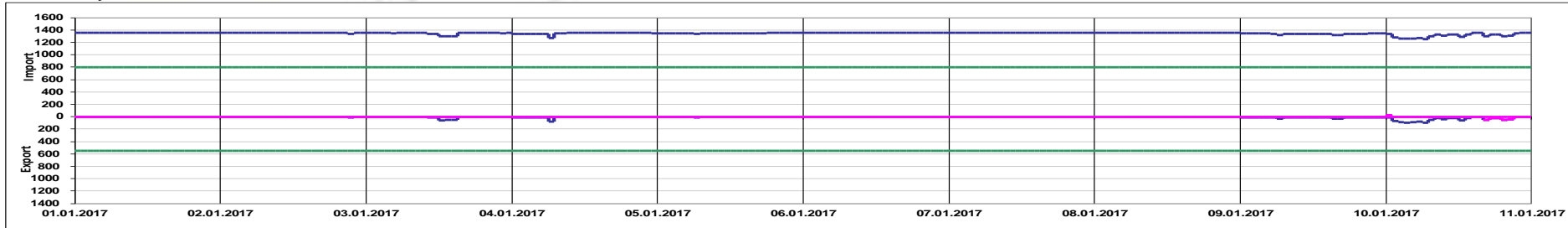
Day	Congestion Income border RO-RS [Euro]	Congestion Income RO [Euro]
01.01	0	0
02.01	0	0
03.01	7332	3666
04.01	850	425
05.01	241	121
06.01	2405	1202
07.01	0	0
08.01	0	0
09.01	594	297
10.01	0	0
11.01	0	0
12.01	0	0
13.01	0	0
14.01	0	0
15.01	368	184
16.01	540	270
17.01	0	0
18.01	0	0
19.01	0	0
20.01	0	0
21.01	0	0
22.01	223	112
23.01	12	6
24.01	5	2
25.01	172	86
26.01	388	194
27.01	604	302
28.01	1824	912
29.01	1316	658
30.01	1430	715
31.01	2364	1182
Total	20669	10334



Transelectrica®
Societate Administrată în Sistem Dualist

Intraday Auctions on Romanian – Serbian border

Serbia January 2017



Offered Capacity on Intraday Auction Import (+) / Export (-) [MW]

Allocated Capacity on Intraday Auction Import (+) / Export (-) [MW]

Net Transfer Capacity (NTC) Import (+) / Export (-) [MW]

Market for Allocation of Cross-Border Capacities



Transelectrica®
Societate Administrată în Sistem Dualist

Intraday Auctions on Romanian – Serbian border

Auction Price [Euro/MWh] - Export

Day	1	2	3	4	5	6	7	8	9	10	11	12	13	14	15	16	17	18	19	20	21	22	23	24	Max	
1	-	-	-	-	-	-	-	-	-	-	-	-	-	-	-	-	-	-	-	-	-	-	-	-	-	-
2	-	-	-	-	-	-	-	-	-	-	-	-	-	-	-	-	-	-	-	-	-	-	-	-	-	-
3	-	-	-	-	0.00	-	-	-	-	-	0.00	0.00	0.00	0.00	0.00	-	-	-	-	-	-	-	0.00	-	-	0.00
4	0.00	0.00	0.00	0.00	0.00	0.00	0.00	0.00	0.00	0.00	-	-	-	-	-	-	-	-	-	-	-	-	-	-	0.00	0.00
5	0.00	0.00	0.00	0.00	0.00	0.00	0.00	0.00	0.00	0.00	0.00	0.00	0.00	0.00	0.00	0.00	0.00	0.00	-	-	-	-	-	-	-	0.00
6	-	-	-	-	-	-	-	-	-	-	-	-	-	-	-	-	-	-	-	-	-	-	-	-	-	-
7	-	-	-	-	-	-	-	-	-	-	-	-	-	-	-	-	-	-	-	-	-	-	-	-	-	-
8	-	-	-	-	-	-	-	-	-	-	-	-	-	-	-	-	-	-	-	-	-	-	-	-	-	-
9	0.00	0.00	0.00	0.00	0.00	0.00	0.00	0.00	0.00	0.00	0.00	0.00	0.00	0.00	0.00	0.00	0.00	0.00	0.00	0.00	0.00	0.00	0.00	0.00	0.00	0.00
10	0.00	0.00	0.00	0.00	0.00	0.00	0.00	0.00	0.00	0.00	0.00	0.00	0.00	0.00	-	-	0.00	0.00	0.00	0.00	0.00	0.00	-	-	-	0.00
11	-	-	-	-	-	-	-	-	-	-	-	-	-	-	-	-	-	-	-	-	-	-	-	-	-	0.00
12	-	-	-	-	-	0.00	-	-	-	-	-	-	-	-	-	-	-	-	-	-	-	-	-	0.00	-	0.00
13	-	-	-	-	-	-	0.00	0.00	-	-	-	-	-	-	-	-	-	-	-	-	-	-	-	-	-	0.00
14	-	-	-	-	-	-	-	-	0.00	0.00	0.00	0.00	0.00	0.00	0.00	0.00	0.00	0.00	0.00	0.00	0.00	0.00	-	-	-	0.00
15	-	-	-	-	-	-	0.00	0.00	0.00	0.00	0.00	0.00	0.00	0.00	0.00	0.00	0.00	0.00	0.00	0.00	0.00	0.00	0.00	0.00	0.00	0.00
16	0.00	0.00	0.00	0.00	0.00	0.00	0.00	-	-	-	-	-	-	-	-	-	-	-	-	-	-	-	-	-	-	0.00
17	-	-	-	-	-	-	-	-	-	-	-	-	-	-	-	-	-	-	-	-	-	-	-	-	-	-
18	-	-	-	-	-	-	-	-	-	-	-	-	-	-	-	-	-	-	-	-	-	-	-	-	-	-
19	0.00	0.00	0.00	0.00	0.00	0.00	0.00	0.00	0.00	0.00	0.00	0.00	0.00	0.00	0.00	0.00	0.00	0.00	0.00	0.00	0.00	0.00	0.00	0.00	0.00	0.00
20	0.00	0.00	-	-	0.00	0.00	0.00	-	-	-	-	0.00	0.00	0.00	0.00	0.00	0.00	0.00	-	0.00	0.00	-	-	-	-	0.00
21	-	-	-	-	-	-	0.00	0.00	0.00	0.00	0.00	0.00	0.00	0.00	0.00	0.00	0.00	0.00	0.00	0.00	0.00	0.00	-	-	-	0.00
22	0.00	0.00	0.00	0.00	0.00	0.00	0.00	0.00	0.00	0.00	0.00	0.00	0.00	0.00	0.00	0.00	0.00	0.00	0.00	0.00	0.00	0.00	0.00	0.00	0.00	0.00
23	0.00	0.00	0.00	0.00	0.00	0.00	0.00	0.00	0.00	0.00	0.00	0.00	0.00	0.00	0.00	0.00	0.00	0.00	-	0.00	0.00	-	-	-	-	0.00
24	0.00	0.00	0.00	0.00	0.00	0.00	0.00	0.00	0.00	0.00	0.00	0.00	0.00	0.00	0.00	0.00	0.00	0.00	0.00	0.00	0.00	0.00	0.00	0.00	0.00	0.00
25	0.00	0.00	0.00	0.00	0.00	0.00	0.00	0.00	0.00	0.00	0.00	0.00	0.00	0.00	0.00	0.00	0.00	0.00	0.00	0.00	0.00	-	-	-	-	0.00
26	-	-	-	-	-	-	0.00	0.00	0.00	0.00	0.00	0.00	0.00	0.00	0.00	0.00	0.00	0.00	0.00	0.00	0.00	0.00	-	-	-	0.00
27	0.00	0.00	0.00	0.00	0.00	0.00	0.00	0.00	0.00	0.00	0.00	0.00	0.00	0.00	0.00	0.00	0.00	0.00	0.00	0.00	0.00	0.00	0.00	0.00	0.00	0.00
28	0.00	0.00	0.00	0.00	0.00	0.00	0.00	0.00	0.00	0.00	0.00	0.00	0.00	0.00	0.00	0.00	0.00	0.00	0.00	0.00	0.00	0.00	0.00	0.00	0.00	0.00
29	0.00	0.00	0.00	0.00	0.00	0.00	0.00	0.00	0.00	0.00	0.00	0.00	0.00	0.00	0.00	0.00	0.00	0.00	0.00	0.00	0.00	0.00	0.00	0.00	0.00	0.00
30	0.00	0.00	0.00	0.00	0.00	0.00	0.00	0.00	0.00	0.00	0.00	0.00	0.00	0.00	0.00	0.00	0.00	0.00	0.00	0.00	0.00	0.00	0.00	0.00	0.00	0.00
31	0.00	0.00	0.00	0.00	0.00	0.00	0.00	0.00	0.00	0.00	0.00	0.00	0.00	0.00	0.00	0.00	0.00	0.00	0.00	0.00	0.00	0.00	0.00	0.00	0.00	0.00

Serbia January 2017

Public

Market for Allocation of Cross-Border Capacities



Transelectrica®
Societate Administrată în Sistem Dualist

Statistics on Annual Auction

Annual Capacity Allocation - 2017		01.01.2017 - 31.12.2017
Hungary export	Number of Capacity Traders	24
	Number of Capacity Holders	14
	Number of Bids	152
Hungary import	Number of Capacity Traders	17
	Number of Capacity Holders	9
	Number of Bids	118
Bulgaria export	Number of Capacity Traders	19
	Number of Capacity Holders	7
	Number of Bids	73
Bulgaria import	Number of Capacity Traders	15
	Number of Capacity Holders	5
	Number of Bids	63
Serbia export	Number of Capacity Traders	16
	Number of Capacity Holders	10
	Number of Bids	79
Serbia import	Number of Capacity Traders	8
	Number of Capacity Holders	5
	Number of Bids	34
Ukraine export	Number of Capacity Traders	4
	Number of Capacity Holders	3
	Number of Bids	12
Ukraine import	Number of Capacity Traders	3
	Number of Capacity Holders	3
	Number of Bids	8
Moldavia import RO_Cioara	Number of Capacity Traders	-
	Number of Capacity Holders	-
	Number of Bids	-
Moldavia import RO_Costesti	Number of Capacity Traders	-
	Number of Capacity Holders	-
	Number of Bids	-
Moldavia import RO_Vulcanesti	Number of Capacity Traders	-
	Number of Capacity Holders	-
	Number of Bids	-

Annual Capacity Allocation - 2017	Maximum	Minimum
Number of Capacity Traders	24	3
Number of Capacity Holders	14	3
Number of Bids	152	8

Public



Transelectrica®
Societate Administrată în Sistem Dualist

Market for Allocation of Cross-Border Capacities

Statistics on Monthly Auction

January 2017		1	2	3	4	5	6	7	8	9	10	11	12	13	14	15	16	17	18	19	20	21	22	23	24	25	26	27	28	29	30	31
Hungary export	Number of Capacity Traders	25	25	25	25	25	25	25	25	25	25	25	25	25	25	25	25	25	25	25	25	25	25	25	25	25	25	25	25	25	25	
	Number of Capacity Holders	10	10	10	10	10	10	10	10	10	10	10	10	10	10	10	10	10	10	10	10	10	10	10	10	10	10	10	10	10	10	
	Number of Bids	138	138	138	138	138	138	138	138	138	138	138	138	138	138	138	138	138	138	138	138	138	138	138	138	138	138	138	138	138	138	
Hungary import	Number of Capacity Traders	18	18	18	18	18	18	18	18	18	18	18	18	18	18	18	18	18	18	18	18	18	18	18	18	18	18	18	18	18	18	
	Number of Capacity Holders	6	6	6	6	6	6	6	6	6	6	6	6	6	6	6	6	6	6	6	6	6	6	6	6	6	6	6	6	6	6	
	Number of Bids	60	60	60	60	60	60	60	60	60	60	60	60	60	60	60	60	60	60	60	60	60	60	60	60	60	60	60	60	60	60	
Bulgaria export	Number of Capacity Traders	16	16	16	16	16	16	16	16	16	16	16	16	16	16	16	16	16	16	16	16	16	16	16	16	16	16	16	16	16	16	
	Number of Capacity Holders	9	9	9	9	9	9	9	9	9	9	9	9	9	9	9	9	9	9	9	9	9	9	9	9	9	9	9	9	9	9	
	Number of Bids	76	76	76	76	76	76	76	76	76	76	76	76	76	76	76	76	76	76	76	76	76	76	76	76	76	76	76	76	76	76	
Bulgaria import	Number of Capacity Traders	12	12	12	12	12	12	12	12	12	12	12	12	12	12	12	12	12	12	12	12	12	12	12	12	12	12	12	12	12	12	
	Number of Capacity Holders	7	7	7	7	7	7	7	7	7	7	7	7	7	7	7	7	7	7	7	7	7	7	7	7	7	7	7	7	7	7	
	Number of Bids	43	43	43	43	43	43	43	43	43	43	43	43	43	43	43	43	43	43	43	43	43	43	43	43	43	43	43	43	43	43	
Serbia export	Number of Capacity Traders	15	15	15	15	15	15	15	15	15	15	15	15	15	15	15	15	15	15	15	15	15	15	15	15	15	15	15	15	15	15	
	Number of Capacity Holders	12	12	12	12	12	12	12	12	12	12	12	12	12	12	12	12	12	12	12	12	12	12	12	12	12	12	12	12	12	12	
	Number of Bids	68	68	68	68	68	68	68	68	68	68	68	68	68	68	68	68	68	68	68	68	68	68	68	68	68	68	68	68	68	68	
Serbia import	Number of Capacity Traders	7	7	7	7	7	7	7	7	7	7	7	7	7	7	7	7	7	7	7	7	7	7	7	7	7	7	7	7	7	7	
	Number of Capacity Holders	7	7	7	7	7	7	7	7	7	7	7	7	7	7	7	7	7	7	7	7	7	7	7	7	7	7	7	7	7	7	
	Number of Bids	13	13	13	13	13	13	13	13	13	13	13	13	13	13	13	13	13	13	13	13	13	13	13	13	13	13	13	13	13	13	
Ukraine export	Number of Capacity Traders	-	-	-	-	-	-	-	-	-	-	-	-	-	-	-	-	-	-	-	-	-	-	-	-	-	-	-	-	-		
	Number of Capacity Holders	-	-	-	-	-	-	-	-	-	-	-	-	-	-	-	-	-	-	-	-	-	-	-	-	-	-	-	-	-	-	
	Number of Bids	-	-	-	-	-	-	-	-	-	-	-	-	-	-	-	-	-	-	-	-	-	-	-	-	-	-	-	-	-	-	
Ukraine import	Number of Capacity Traders	3	3	3	3	3	3	3	3	3	3	3	3	3	3	3	3	3	3	3	3	3	3	3	3	3	3	3	3	3	3	
	Number of Capacity Holders	3	3	3	3	3	3	3	3	3	3	3	3	3	3	3	3	3	3	3	3	3	3	3	3	3	3	3	3	3	3	
	Number of Bids	3	3	3	3	3	3	3	3	3	3	3	3	3	3	3	3	3	3	3	3	3	3	3	3	4	4	4	4	4	4	
Moldavia import RO_Cioara	Number of Capacity Traders	-	-	-	-	-	-	-	-	-	-	-	-	-	-	-	-	-	-	-	-	-	-	-	-	-	-	-	-	-		
	Number of Capacity Holders	-	-	-	-	-	-	-	-	-	-	-	-	-	-	-	-	-	-	-	-	-	-	-	-	-	-	-	-	-	-	
	Number of Bids	-	-	-	-	-	-	-	-	-	-	-	-	-	-	-	-	-	-	-	-	-	-	-	-	-	-	-	-	-	-	
Moldavia import RO_Costesti	Number of Capacity Traders	-	-	-	-	-	-	-	-	-	-	-	-	-	-	-	-	-	-	-	-	-	-	-	-	-	-	-	-	-	-	
	Number of Capacity Holders	-	-	-	-	-	-	-	-	-	-	-	-	-	-	-	-	-	-	-	-	-	-	-	-	-	-	-	-	-	-	
	Number of Bids	-	-	-	-	-	-	-	-	-	-	-	-	-	-	-	-	-	-	-	-	-	-	-	-	-	-	-	-	-	-	
Moldavia import RO_Vulcanesti	Number of Capacity Traders	-	-	-	-	-	-	-	-	-	-	-	-	-	-	-	-	-	-	-	-	-	-	-	-	-	-	-	-	-	-	
	Number of Capacity Holders	-	-	-	-	-	-	-	-	-	-	-	-	-	-	-	-	-	-	-	-	-	-	-	-	-	-	-	-	-	-	
	Number of Bids	-	-	-	-	-	-	-	-	-	-	-	-	-	-	-	-	-	-	-	-	-	-	-	-	-	-	-	-	-	-	

January 2017	Maximum	Minimum
Number of Capacity Traders	25	3
Number of Capacity Holders	12	3
Number of Bids	138	3

Public



Transelectrica®
Societate Administrată în Sistem Dualist

Market for Allocation of Cross-Border Capacities

Statistics on Daily Auctions

January 2017		Daily Auctions																														
		1	2	3	4	5	6	7	8	9	10	11	12	13	14	15	16	17	18	19	20	21	22	23	24	25	26	27	28	29	30	31
Serbia Export	Maximum Number of Capacity Traders	-	-	5	5	7	7	-	-	4	-	-	-	-	-	3	3	-	-	0	-	-	5	2	2	6	6	8	6	4	4	4
	Maximum Number of Capacity Holders	-	-	3	2	3	3	-	-	2	-	-	-	-	-	2	2	-	-	-	-	-	3	2	2	3	4	4	3	3	4	3
	Maximum Number of Bids	-	-	13	8	12	14	-	-	8	-	-	-	-	-	6	7	-	-	0	-	-	11	5	5	10	12	15	18	11	11	14
Serbia Import	Maximum Number of Capacity Traders	5	4	5	5	6	5	6	4	3	5	5	5	5	5	4	4	5	5	4	5	6	5	4	6	6	6	6	7	5	4	6
	Maximum Number of Capacity Holders	5	4	5	5	6	5	6	4	3	5	5	5	5	5	4	4	5	5	4	5	6	5	4	6	6	6	6	7	5	4	6
	Maximum Number of Bids	15	14	15	14	16	14	15	12	9	14	13	14	13	14	14	13	14	14	10	14	13	17	12	12	15	15	15	18	15	13	15
Bulgaria Export	Maximum Number of Capacity Traders	4	6	8	8	7	10	9	4	7	9	11	10	7	6	4	6	9	8	8	9	6	3	4	6	6	6	7	6	5	6	6
	Maximum Number of Capacity Holders	4	4	7	6	6	8	4	4	6	9	5	7	3	5	4	3	6	5	5	6	5	3	4	5	6	6	5	3	3	5	5
	Maximum Number of Bids	12	14	19	19	17	25	20	12	18	21	25	23	22	18	13	16	23	23	22	25	20	12	10	17	18	19	20	17	14	16	19
Bulgaria Import	Maximum Number of Capacity Traders	8	7	9	10	9	5	10	8	10	8	7	10	5	6	5	5	5	5	5	5	6	4	3	6	5	4	5	6	5	4	5
	Maximum Number of Capacity Holders	8	6	8	9	7	5	10	7	7	8	7	7	5	6	5	5	5	5	5	5	6	4	3	6	5	4	5	4	4	4	5
	Maximum Number of Bids	18	18	22	24	23	14	22	18	22	24	18	22	15	16	13	15	14	15	16	16	16	12	10	18	14	14	17	21	17	15	19

Note: In the table are presented the daily maximum hourly values.

Market for Allocation of Cross-Border Capacities



Statistics on Intraday Auctions

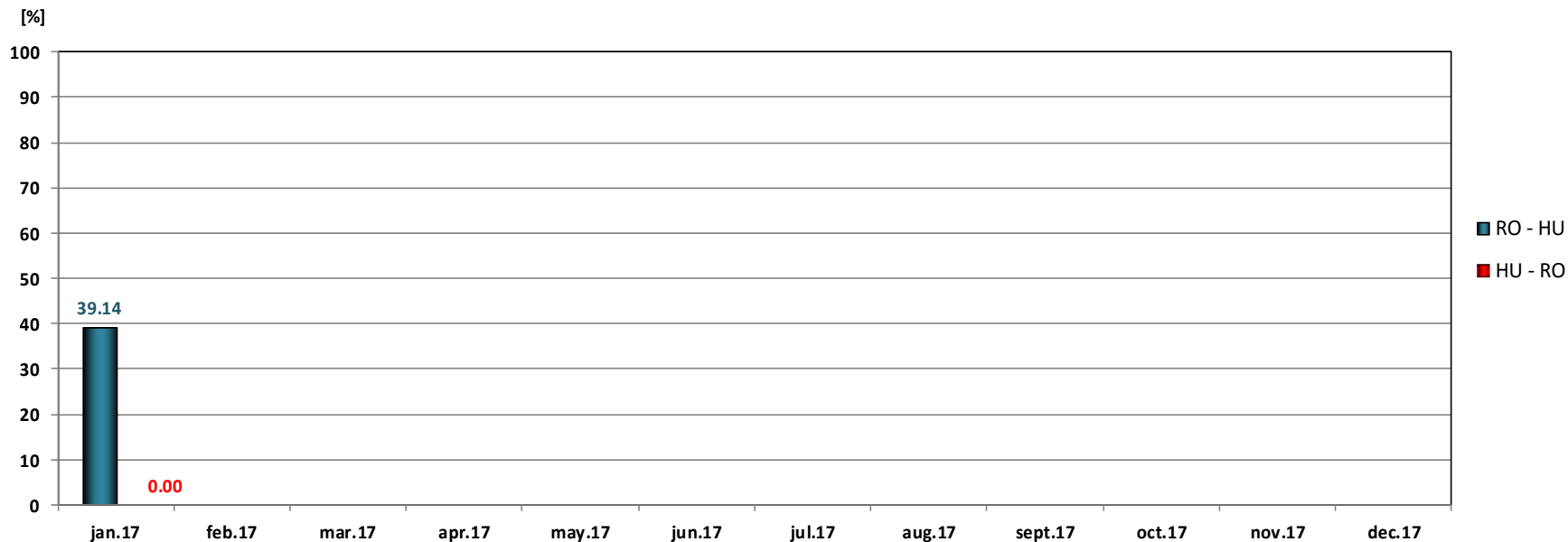
January 2017		Intraday Auctions																														
		1	2	3	4	5	6	7	8	9	10	11	12	13	14	15	16	17	18	19	20	21	22	23	24	25	26	27	28	29	30	31
Hungary Export	Maximum Number of Capacity Traders	1	0	2	2	1	0	0	2	0	0	1	1	1	1	1	2	0	0	1	1	0	0	2	1	1	2	1	0	1	1	1
	Maximum Number of Capacity Holders	1	-	2	2	1	-	-	2	-	-	1	1	1	1	1	2	-	-	1	1	-	-	2	1	1	2	1	-	1	1	1
Hungary Import	Maximum Number of Capacity Traders	0	1	2	2	2	1	0	0	0	1	1	1	2	1	1	2	1	0	0	1	0	0	1	1	1	1	1	0	0	2	2
	Maximum Number of Capacity Holders	-	1	2	2	2	1	-	-	-	1	1	1	2	1	1	2	1	-	-	1	-	-	1	1	1	1	1	1	-	-	2
Serbia Export	Maximum Number of Capacity Traders	0	0	0	0	0	-	-	-	0	1	-	0	0	0	0	0	-	-	0	0	0	1	1	0	0	0	0	0	0	0	0
	Maximum Number of Capacity Holders	-	-	-	-	-	-	-	-	-	1	-	-	-	-	-	-	-	-	-	-	-	1	1	-	-	-	-	-	-	-	-
Serbia Import	Maximum Number of Capacity Traders	0	0	0	0	0	0	0	0	0	1	0	0	0	1	1	0	0	0	1	0	0	0	0	0	0	0	0	1	0	0	0
	Maximum Number of Capacity Holders	-	-	-	-	-	-	-	-	-	1	-	-	-	1	1	-	-	-	1	-	-	-	-	-	-	-	-	1	-	-	-

Note: In the table are presented the daily maximum hourly values.

Long term Auction on Romanian – Hungarian border

Usage Level of Allocated Capacity

Usage Level of Yearly and Monthly Allocated Capacity on Romanian - Hungarian border



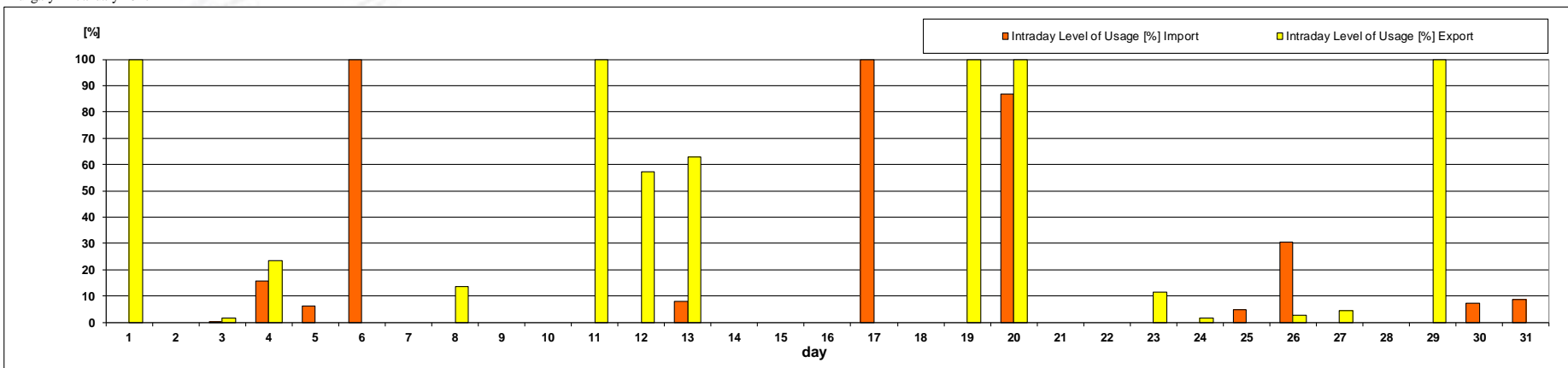
CET

Usage level of yearly and monthly allocated capacity was calculated as ratio between nominated capacity and sum of allocated capacity at yearly and monthly auctions. The average values (arithmetic) of usage level are: 39.14 % on export direction and 0 % on import direction.

Intraday Auctions on Romanian – Hungarian border

Usage Level of Intraday Allocated Capacity

Hungary January 2017



Intraday Level of Usage [%]

January 2017	1	2	3	4	5	6	7	8	9	10	11	12	13	14	15	16	17	18	19	20	21	22	23	24	25	26	27	28	29	30	31
Import	-	0.00	0.25	15.66	6.15	100.00	-	-	0.00	0.00	0.00	8.07	0.00	0.00	0.00	100.00	-	-	86.96	-	-	0.00	0.00	4.76	30.35	0.00	-	-	7.24	8.47	
Export	100.00	-	1.72	23.46	0.00	-	-	13.73	-	-	100.00	57.14	62.69	0.00	0.00	0.00	-	-	100.00	100.00	-	-	11.41	1.67	0.00	2.50	4.34	-	100.00	0.00	0.00

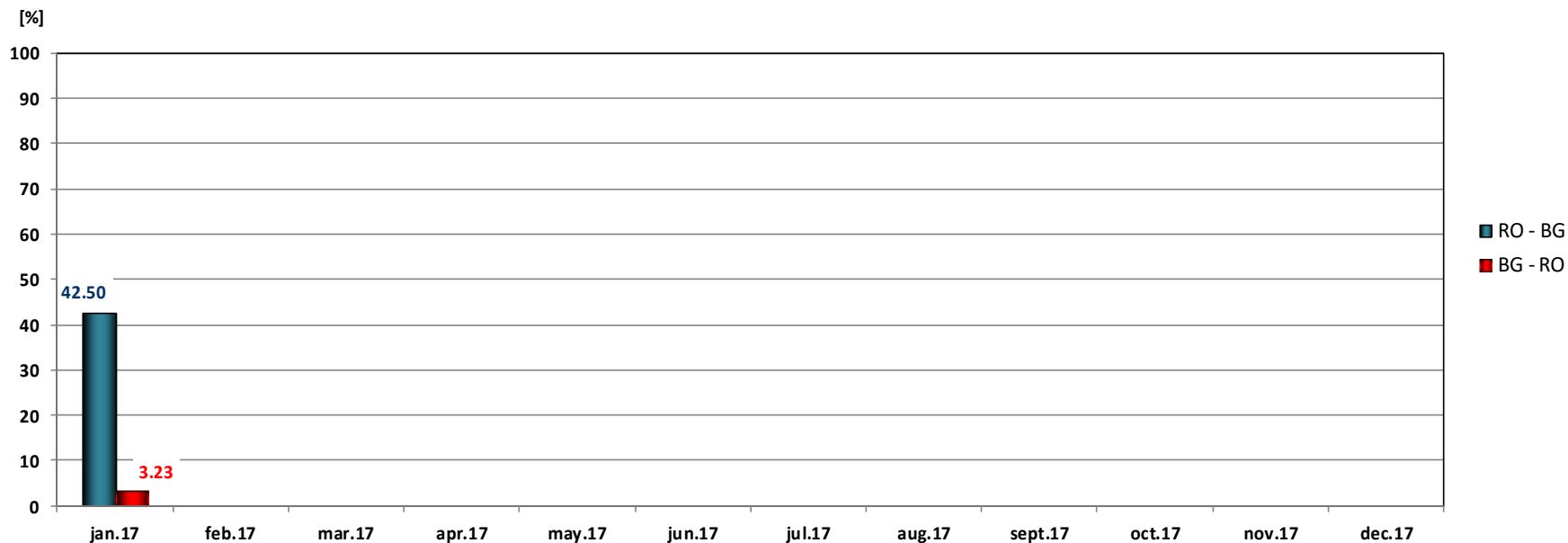
Level of usage of intraday allocated capacity, calculated at monthly level, as ratio between sum of nominated intraday capacities and sum of intraday allocated capacities, has the following values:

- Import 32.20 [%]
- Export 18.91 [%]

Long term Auction on Romanian – Bulgarian border

Usage Level of Allocated Capacity

Usage Level of Yearly and Monthly Allocated Capacity on Romanian - Bulgarian border

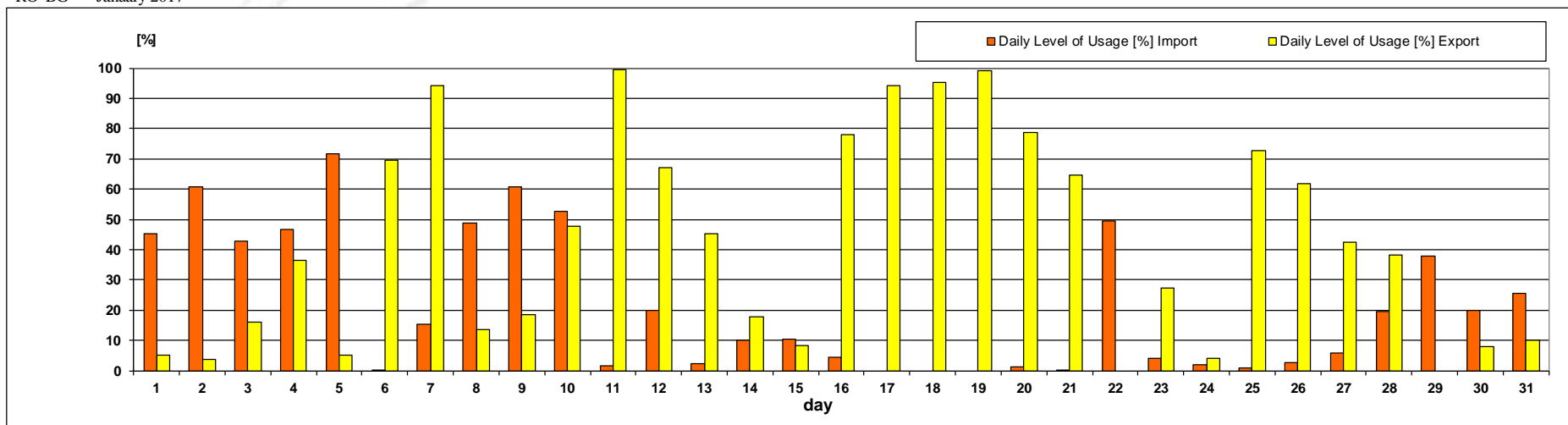


CET

Usage level of yearly and monthly allocated capacity was calculated as ratio between nominated capacity and sum of allocated capacity at yearly and monthly auctions. The average values (arithmetic) of usage level are: 42.5 % on export direction and 3.23 % on import direction.

Daily Auctions on Romanian – Bulgarian border Usage Level of Daily Allocated Capacity

RO-BG January 2017



Daily Level of Usage [%]


January 2017	1	2	3	4	5	6	7	8	9	10	11	12	13	14	15	16	17	18	19	20	21	22	23	24	25	26	27	28	29	30	31
Import	45.28	60.68	42.62	46.65	71.81	0.30	15.31	48.84	60.59	52.64	1.66	19.73	2.14	10.16	10.33	4.49	0.00	0.00	0.00	1.31	0.06	49.48	4.19	1.80	0.80	2.51	5.66	19.49	37.95	19.82	25.61
Export	4.93	3.64	15.88	36.29	5.09	69.69	94.07	13.72	18.45	47.58	99.35	67.19	45.25	17.76	8.23	78.04	94.04	95.14	99.04	78.66	64.57	0.00	27.27	4.03	72.62	61.84	42.40	38.31	0.00	7.97	10.02

Level of usage of daily allocated capacity, calculated at monthly level, as ratio between sum of nominated daily capacities and sum of daily allocated capacities, has the following values:

- Import 21.92 [%]
- Export 40.22 [%]

Long term Auction on Romanian – Serbian border Usage Level of Allocated Capacity

Usage Level of Yearly and Monthly Allocated Capacity on Romanian - Serbian border



CET

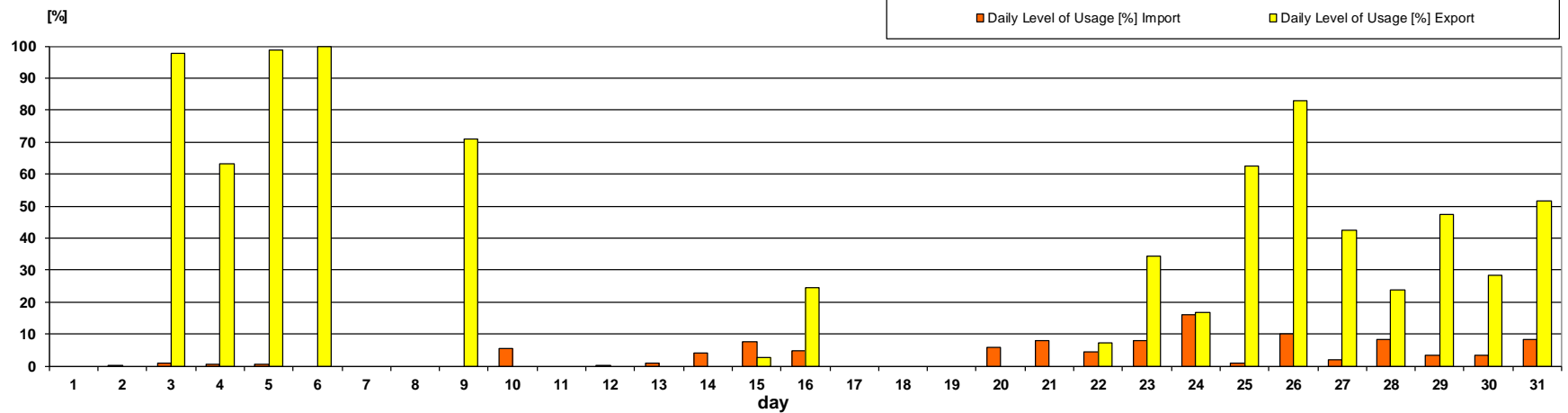
Usage level of yearly and monthly allocated capacity was calculated as ratio between nominated capacity and sum of allocated capacity at yearly and monthly auctions. The average values (arithmetic) of usage level are: 90.61 % on export direction and 0 % on import direction.

Market for Allocation of Cross-Border Capacities



Daily Auctions on Romanian – Serbian border Usage Level of Daily Allocated Capacity

Serbia January 2017



Daily Level of Usage [%]

January 2017	1	2	3	4	5	6	7	8	9	10	11	12	13	14	15	16	17	18	19	20	21	22	23	24	25	26	27	28	29	30	31
Import	0.00	0.06	0.73	0.36	0.68	0.00	0.00	0.00	0.00	5.29	0.00	0.23	0.88	3.98	7.54	4.67	0.00	0.00	0.00	5.69	7.80	4.39	7.95	16.15	0.98	10.18	1.87	8.11	3.36	3.18	8.15
Export	-	-	97.62	63.33	98.80	100.00	-	-	71.11	-	-	-	-	-	2.81	24.58	-	-	-	-	-	7.39	34.22	16.67	62.39	82.75	42.45	23.71	47.26	28.46	0.00

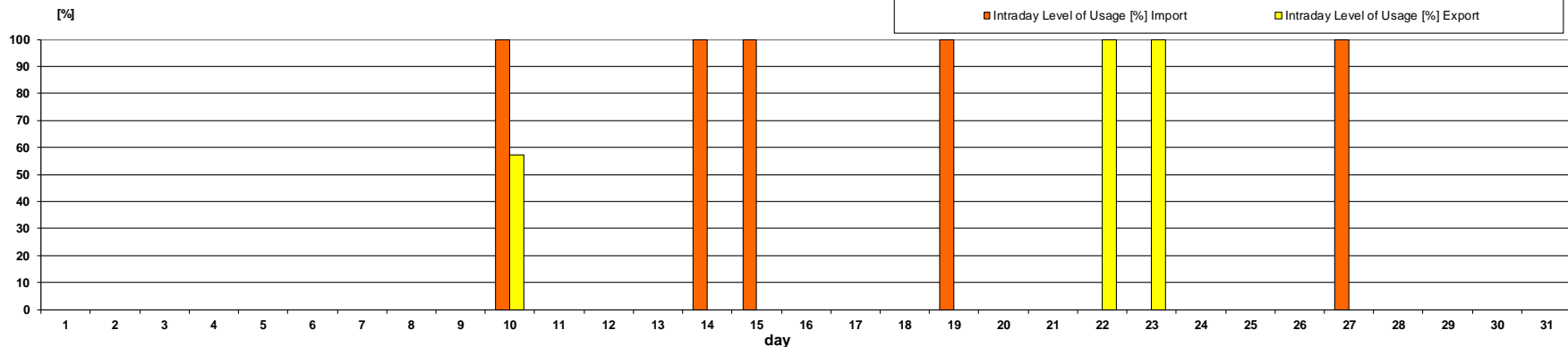
Level of usage of daily allocated capacity, calculated at monthly level, as ratio between sum of nominated daily capacities and sum of daily allocated capacities, has the following values:

- Import 3.24 [%]
- Export 41.22 [%]

Intraday Auctions on Romanian – Serbian border

Usage Level of Intraday Allocated Capacity

Serbia January 2017



Intraday Level of Usage [%]

January 2017	1	2	3	4	5	6	7	8	9	10	11	12	13	14	15	16	17	18	19	20	21	22	23	24	25	26	27	28	29	30	31		
Import	-	-	-	-	-	-	-	-	-	100.00	-	-	-	100.00	100.00	-	-	-	100.00	-	-	-	-	-	-	-	-	-	-	-	-	-	-
Export	-	-	-	-	-	-	-	-	-	57.07	-	-	-	-	-	-	-	-	-	-	-	100.00	100.00	-	-	-	-	-	-	-	-	-	

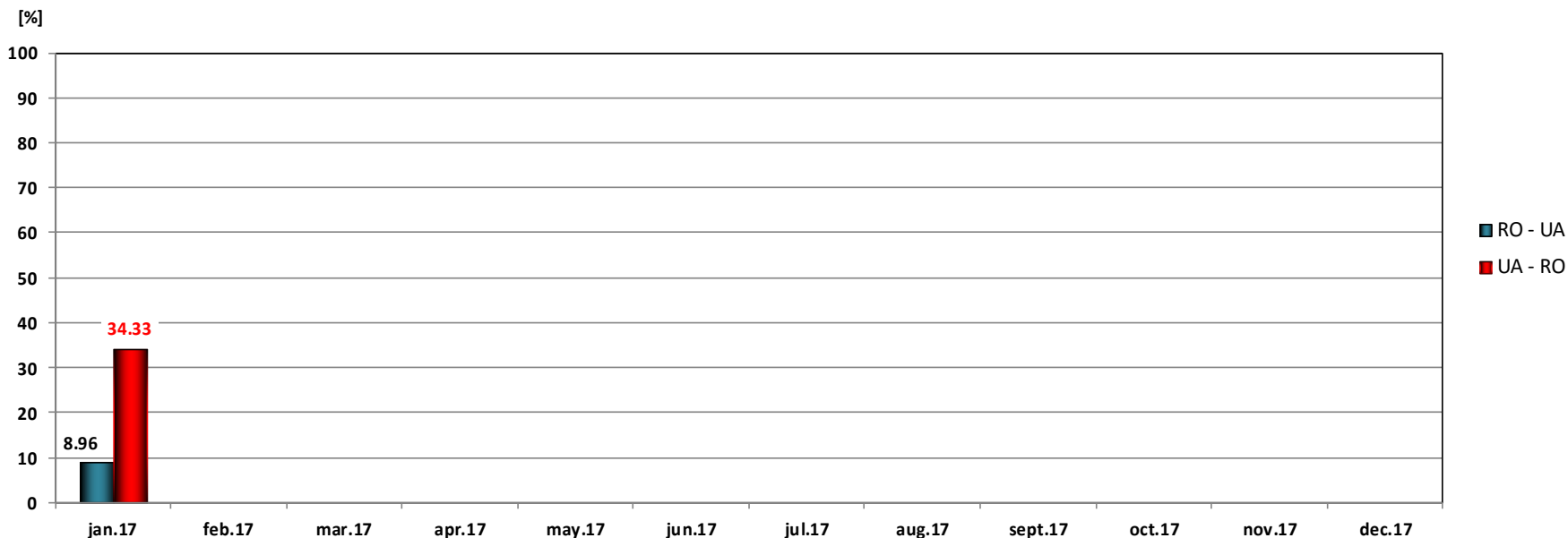
Level of usage of intraday allocated capacity, calculated at monthly level, as ratio between sum of nominated intraday capacities and sum of intraday allocated capacities, has the following values:

- Import 100 [%]
- Export 72.93 [%]

Long term Auction on Romanian – Ukrainian border

Usage Level of Allocated Capacity

Usage Level of Yearly and Monthly Allocated Capacity on Romanian - Ukrainian border



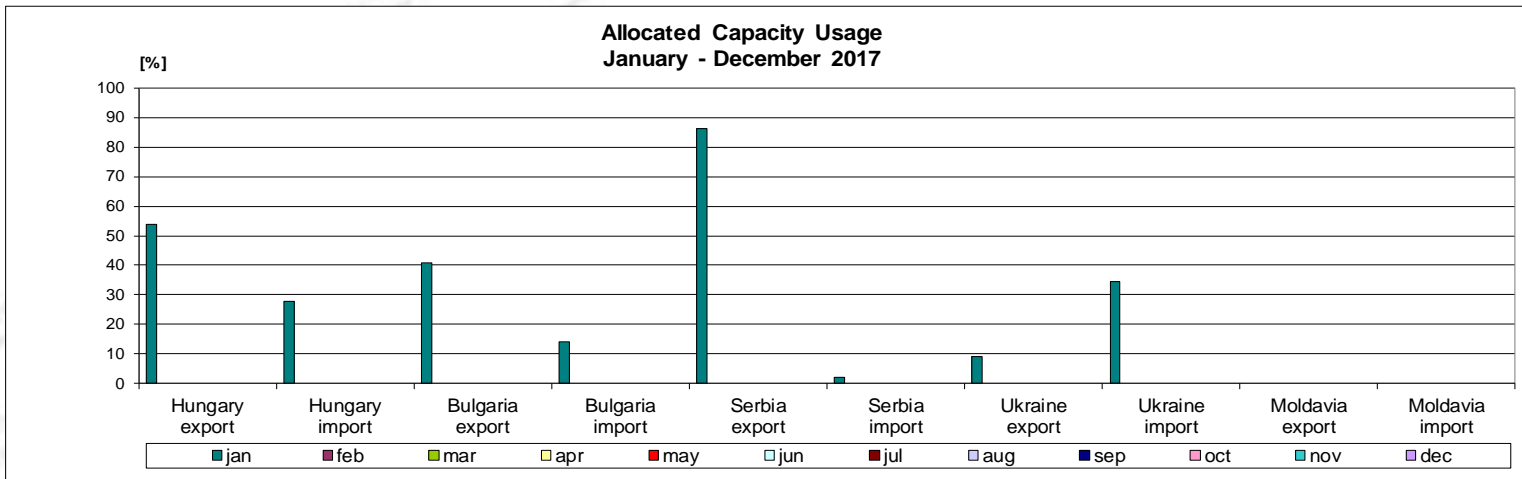
CET

Usage level of yearly and monthly allocated capacity was calculated as ratio between nominated capacity and sum of allocated capacity at yearly and monthly auctions. The average values (arithmetic) of usage level are: 8.96 % on export direction and 34.33 % on import direction.

Market for Allocation of Cross-Border Capacities



Transelectrica®
Societate Administrată în Sistem Dualist



The allocated capacity level of usage on one border and direction represents the percentage ratio between the energy associated with the commercial transactions, nominated during a month, and the energy associated with the allocated capacity by the Romanian and by the neighbouring side, to all participants who have or not counterparties on the other side of the border.

[%]	Hungary export	Hungary import	Bulgaria export	Bulgaria import	Serbia export	Serbia import	Ukraine export	Ukraine import	Moldavia export	Moldavia import
jan	54.00	27.90	40.92	14.26	86.37	2.06	8.96	34.33	-	-
feb										
mar										
apr										
may										
jun										
jul										
aug										
sep										
oct										
nov										
dec										
average	54.00	27.90	40.92	14.26	86.37	2.06	8.96	34.33	-	-

Type B

In January 2017, the highest level of usage on export direction was obtained on Serbian border and the highest level of usage on import direction was obtained on Ukrainian border.

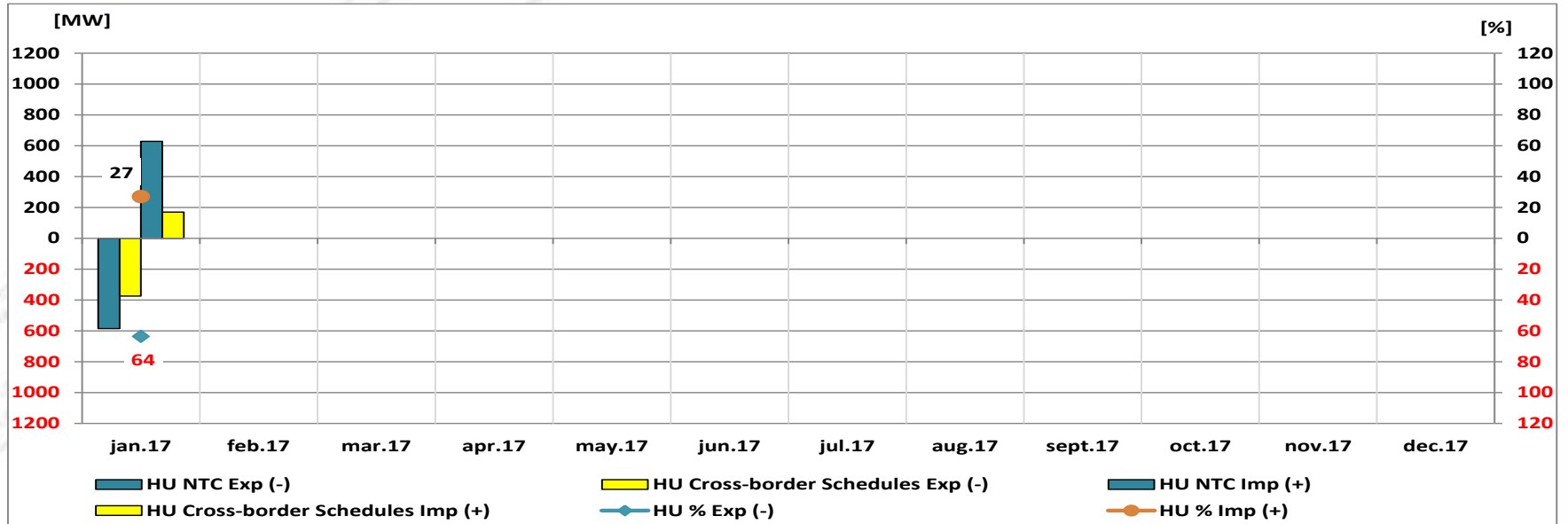
Market for Allocation of Cross-Border Capacities



Transelectrica®
Societate Administrată în Sistem Dualist

Usage Level of NTC on Romanian – Hungarian border

CET

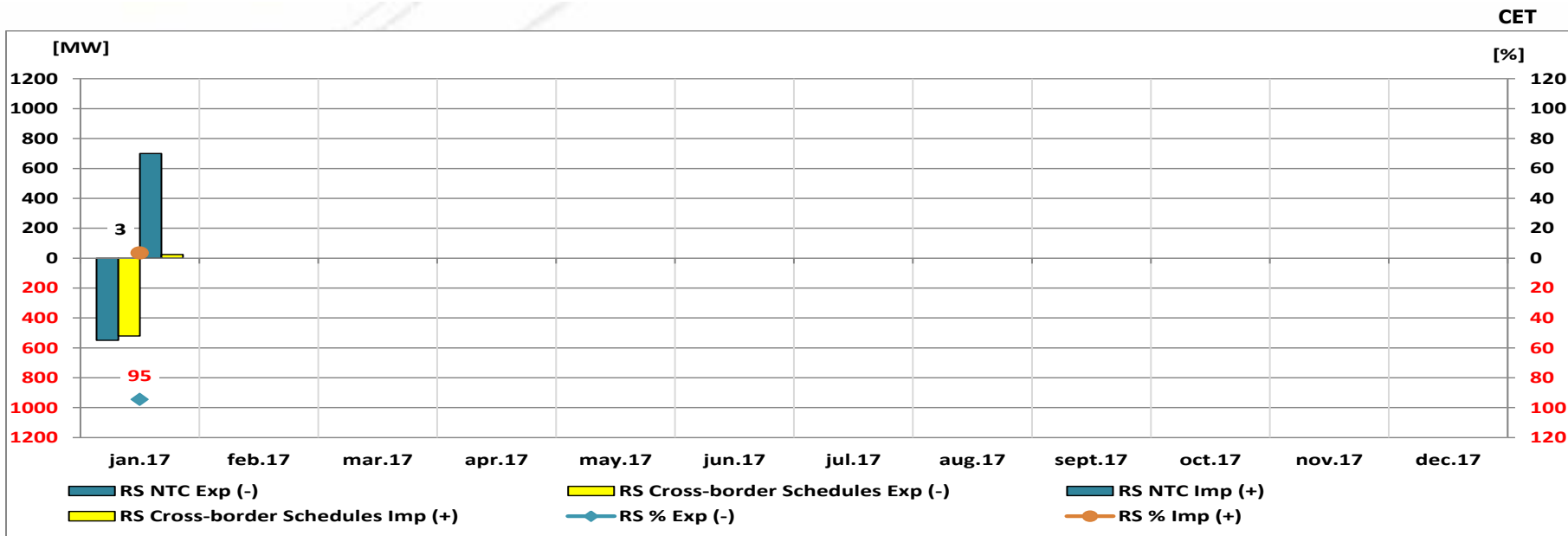


Hungary (monthly averages values, MW)	jan.17	feb.17	mar.17	apr.17	may.17	jun.17	jul.17	aug.17	sept.17	oct.17	nov.17	dec.17
HU NTC Exp (-)	-585											
HU Cross-border Schedules Exp (-)	-373											
HU NTC Imp (+)	629											
HU Cross-border Schedules Imp (+)	170											

The level of usage was calculated as ratio between total cross-border schedules (capacity nominated on long and short term) and NTC.

The average values (arithmetic) of usage level are: 63.78 % on export direction and 27.03 % on import direction.

Usage Level of NTC on Romanian – Serbian border



Serbia (monthly averages values, MW)	jan.17	feb.17	mar.17	apr.17	may.17	jun.17	jul.17	aug.17	sept.17	oct.17	nov.17	dec.17
RS NTC Exp (-)	-550											
RS Cross-border Schedules Exp (-)	-520											
RS NTC Imp (+)	700											
RS Cross-border Schedules Imp (+)	24											

The level of usage was calculated as ratio between total cross-border schedules (capacity nominated on long and short term) and NTC.

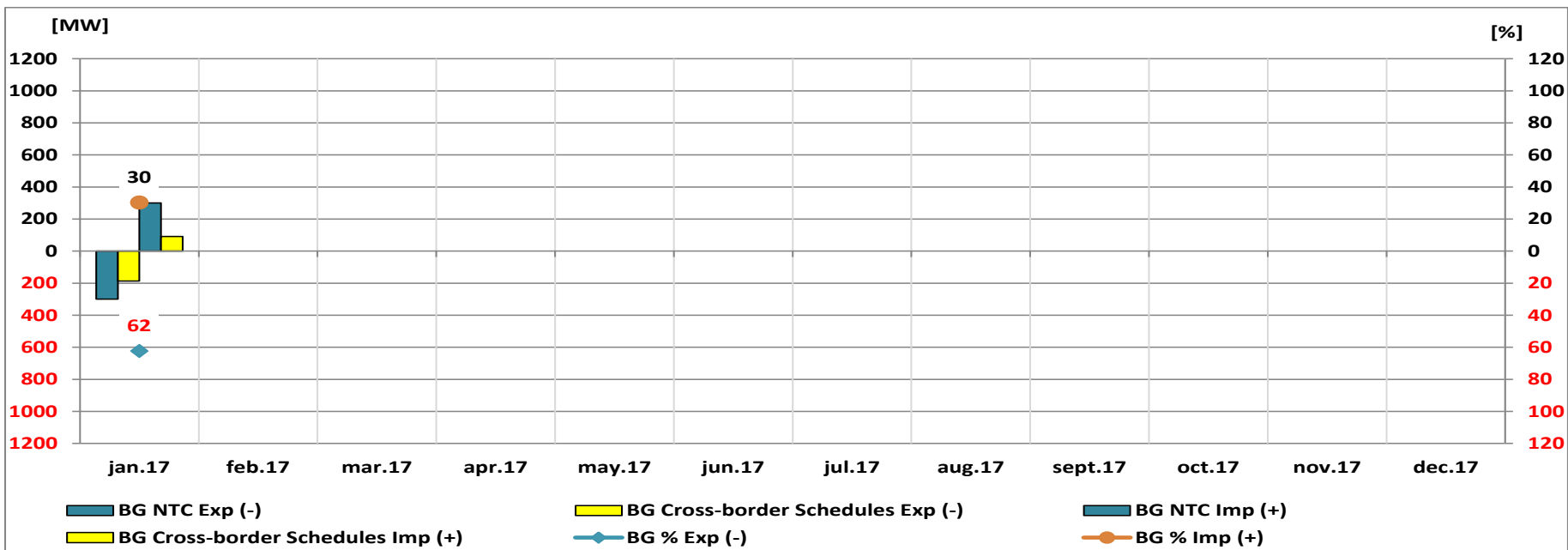
The average values (arithmetic) of usage level are: 94.54 % on export direction and 3.5 % on import direction.



Transelectrica®
Societate Administrată în Sistem Dualist

Market for Allocation of Cross-Border Capacities

Usage Level of NTC on Romanian – Bulgarian border



Bulgaria (monthly averages values, MW)	jan.17	feb.17	mar.17	apr.17	may.17	jun.17	jul.17	aug.17	sept.17	oct.17	nov.17	dec.17
BG NTC Exp (-)	-300											
BG Cross-border Schedules Exp (-)	-187											
BG NTC Imp (+)	300											
BG Cross-border Schedules Imp (+)	91											

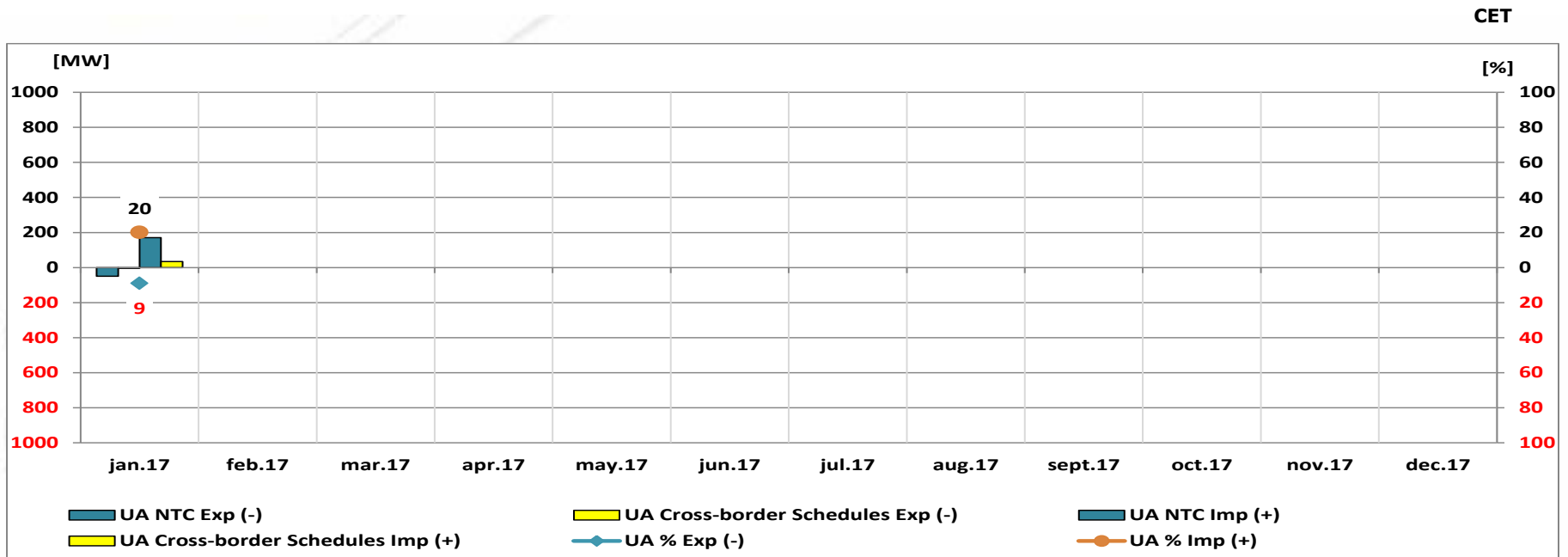
The level of usage was calculated as ratio between total cross-border schedules (capacity nominated on long and short term) and NTC.

The average values (arithmetic) of usage level are: 62.32 % on export direction and 30.27 % on import direction.

Market for Allocation of Cross-Border Capacities



Usage Level of NTC on Romanian – Ukrainian border



Ukraine (monthly averages values, MW)	jan.17	feb.17	mar.17	apr.17	may.17	jun.17	jul.17	aug.17	sept.17	oct.17	nov.17	dec.17
UA NTC Exp (-)	-50											
UA Cross-border Schedules Exp (-)	-4											
UA NTC Imp (+)	171											
UA Cross-border Schedules Imp (+)	34											

The level of usage was calculated as ratio between total cross-border schedules (capacity nominated on long and short term) and NTC.

The average values (arithmetic) of usage level are: 8.96 % on export direction and 20.08 % on import direction.

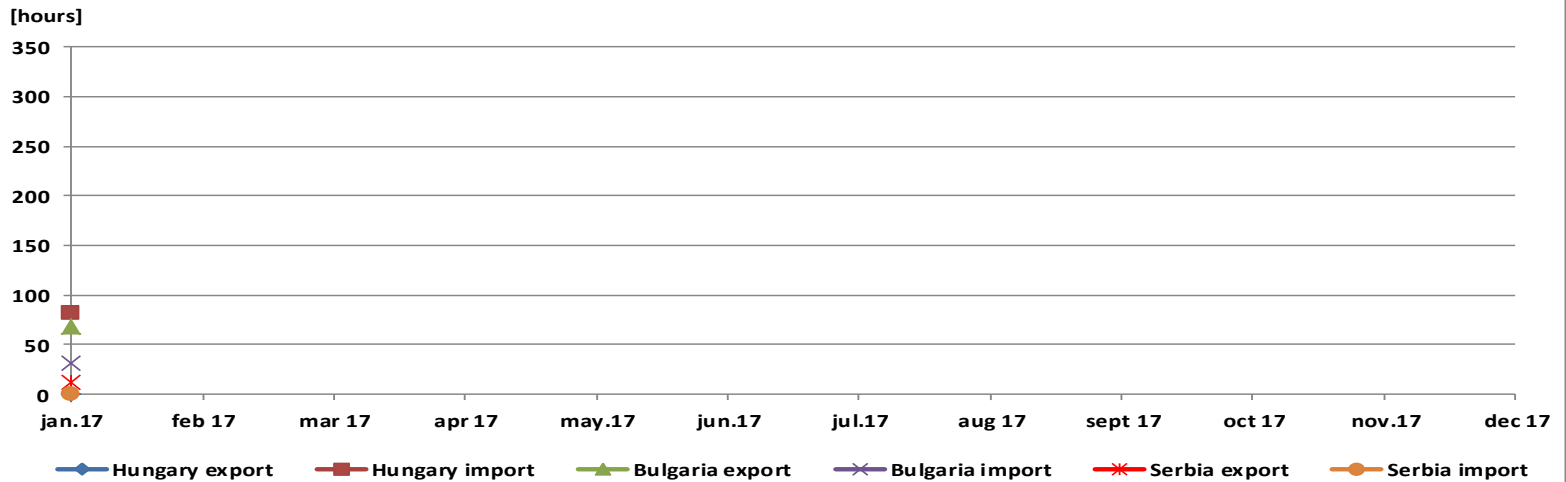


Transelectrica®
Societate Administrată în Sistem Dualist

Maximization of NTC Usage

CET

Number of hours in which the sum of nominated cross-border schedules is higher than NTC



Number of hours	jan.17	feb.17	mar.17	apr.17	may.17	jun.17	jul.17	aug.17	sept.17	oct.17	nov.17	dec.17
Hungary export	0											
Hungary import	82											
Bulgaria export	68											
Bulgaria import	31											
Serbia export	12											
Serbia import	0											

By making efficient use of the interconnection (applying “netting” principle in daily and intra-day offered capacity calculation) there are some hours in which sum of nominated cross-border schedules is higher than the NTC.

Market for Allocation of Cross-Border Capacities



Synthesis (C1, C3, HHI) on type of auction and total values

January 2017

Border	Auction												Total		
	Yearly			Monthly			Daily			Intraday					
	C1 [%]	C3 [%]	HHI	C1 [%]	C3 [%]	HHI	C1 [%]	C3 [%]	HHI	C1 [%]	C3 [%]	HHI	C1 [%]	C3 [%]	HHI
Hungary import	22.06	55.59	1490	31.25	73.75	2322	-	-	-	60.36	99.30	4982	19.36	51.10	1265
Hungary export	30.86	55.71	1498	25.00	51.88	1363	-	-	-	81.12	95.67	6699	22.83	44.39	1027
Bulgaria import	43.00	92.00	3564	49.38	77.50	3044	41.61	85.25	3099	-	-	-	35.30	76.34	2564
Bulgaria export	41.00	76.00	2472	31.25	71.88	2083	41.71	86.65	3267	-	-	-	26.95	57.01	1493
Serbia import	46.67	93.33	3844	37.60	83.58	2638	33.95	85.91	2683	95.95	100.00	9222	20.92	56.65	1437
Serbia export	39.50	70.00	2273	21.14	54.00	1405	44.04	94.88	3240	100.00	100.00	10000	23.09	51.83	1264
Ukraine import	50.00	100.00	4808	40.00	100.00	3600	-	-	-	-	-	-	44.00	90.00	3102
Ukraine export	48.00	100.00	3728	-	-	-	-	-	-	-	-	-	48.00	100.00	3728
Moldavia import	-	-	-	-	-	-	-	-	-	-	-	-	-	-	-

Note:

- Starting with 20.11.2014, on Hungarian border the implicit daily allocation is done through the market coupling mechanism of CZ-SK-HU day-ahead electricity markets.
- Starting with 01.01.2015, intraday auctions are no longer organized on the Bulgarian border, since the Bulgarian market rules do not allow intraday cross-border exchanges.



Transelectrica®
Societate Administrată în Sistem Dualist

Email: Monitorizare.Piata@transelectrica.ro

Fax: 021 3035630