



Transelectrica®
Societate Administrată în Sistem Dualist

MARKET MONITORING REPORT

Ancillary Services

January 2017



Transelectrica®

Societate Administrată în Sistem Dualist

ANRE - Romanian Energy Regulatory Authority

HHI - Herfindahl-Hirschman Index

BRP - Balance Responsible Party

BM - Balancing Market

DAM - Day Ahead Market

TSO - Transmission System Operator

DU – Dispatchable Unit

PN – Physical Notification

NDC - National Dispatching Center

C1 – The market share of the largest market participant

C3 – Total market share of top 3 market participants

NPS – Minimum number of residual generators

TTC – Total Transfer Capacity

NTC – Net Transfer Capacity

ATC – Available Transfer Capacity

CMBC – Centralised Market for Electricity Bilateral Contracts

IDM – Intraday Market



Transelectrica®
Societate Administrată în Sistem Dualist

According to the Commercial Code, Transelectrica, the Romanian Transmission System Operator, operates and monitors the activity of 3 types of markets: Balancing Market, Ancillary Services Market and Market for Allocation of Cross-Border Capacities.

Using the records from the markets data bases, Transelectrica prepares daily, weekly and monthly monitoring reports. A part of the data included in these reports (those data which are not confidential) are published on the website www.transelectrica.ro (section Transparency).



Transelectrica®

Societate Administrată în Sistem Dualist

General Remarks

- The ANRE Decision no 1034/22.06.2016 in compliance with Government decision 138/2013 and Government decision 941/2014, established hourly values of secondary, fast tertiary and slow tertiary reserves ensured through bilateral contracts, contracts with regulated quantities and prices, settled between Transelectrica and CE Hunedoara SA, the producer that holds qualified units for Ancillary Services supplying, for the time period 01 July 2016 ÷ 30 June 2017.
- ANRE Decisions no. 2044, 2045, 2046/20.12.2016 established regulated hourly values of slow tertiary reserves between Transelectrica and participants operating on alternative fuel, for the time period 03 January – 15 February 2017, in compliance with Government decision 1019/2016.
- The contracts signed between the Ancillary System Services Suppliers and Transelectrica covered 100% from TSO's necessary volume.
- The report contains requested quantities by Transelectrica (through NDC), contracted quantities based on ANRE decisions, bid amounts and realized quantities.
- 9 participants have supplied Ancillary Services: CE Hunedoara S.A., CE Oltenia S.A., Hidroelectrica S.A., Romgaz S.A., Veolia Energie Prahova, Veolia Energie Iasi, Electrocentrale Galati, Elcetrocentrale Bucuresti and Bepco.
- Transmission network losses have been contracted through CMBC market with: A Energy Ind (C165, C235/2015), Veolia Energie Prahova (C238/2015), OMV Trading (C28/2016), CE Oltenia (C101/2016), EDS (C127, C128, C129, C130/2016), Getica (C123, C124/2016), Entrex Services (C139, C140/2016), Arelco Power (C100/2016), SN Nuclearelectrica (C246/2016), total contracted quantity includes also the energy traded by Transelectrica on DAM, IDM and BM.

Ancillary Services



Transelectrica®
Societate Administrată în Sistem Dualist

Statistic Data

Average Prices [lei/hMW] and Costs [lei]

Reserves	Average weighted prices [lei/hMW]	Contracted services costs [lei]	Penalties for unfulfilled contracted services [lei]	Total costs Ancillary Services [lei]
Secondary regulation on / off consumption peak *	53.16	17,469,412.00	0.00	17,469,412.00
Fast Tertiary Regulation	37.61	19,392,448.10	85,073.89	19,307,374.21
Slow Tertiary Regulation	24.12	16,321,401.60	905,628.79	15,415,772.81
Network losses (CMBC)	154.37	7,661,315.07	0.00	7,661,315.07
Network losses (total)	294.70	25,622,420.25	0.00	25,622,420.25

Quantities [hMW/h]

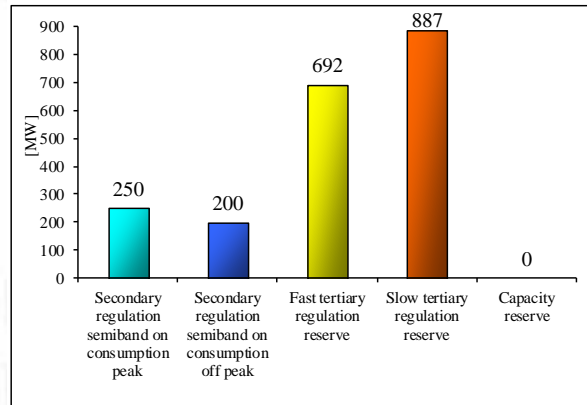
Reserves				Available regulation energy			Participants	
Requested	Contracted	Realized	Not realized	average	min	max	Number	HHI
*500,00/400,00	*500,00/400,00	*500,00/400,00	*0,00/0,00	*539,90/444,32	*510/410	*606/548	4	4638
691.67	691.67	690.04	1.63				7	6423
887.10	887.10	859.01	28.09				7	3232
67	67	67	0.00				10	2890

* Secondary regulation band on /off peak
** Including contracted quantities on CMBC, DAM, BM and IDM

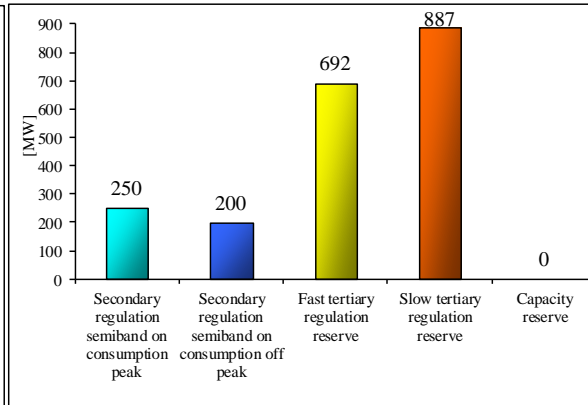
Note:

The average prices were calculated by deviding the total Ancillary Services to realized quantities
The network losses were contracted with A Energy Ind (C165, C235/2015), Veolia Energie Prahova (C238/2015), OMV Trading (C28/2016), CE Oltenia (C101/2016), EDS (C127, C128, C129, C130/2016), Getica (C123, C124/2016) Entrex Services (C139, C140/2016), Arelco Power (C100/2016), SN Nuclearelectrica (C246/2016).

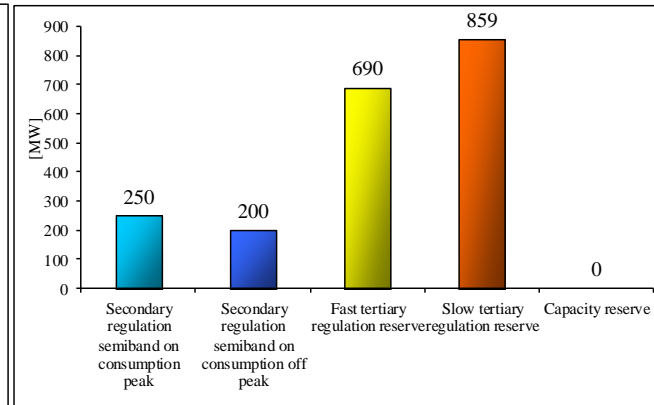
Average requested quantities [hMW/h]



Average contracted quantities [hMW/h]



Average realized quantities [hMW/h]



Ancillary Services

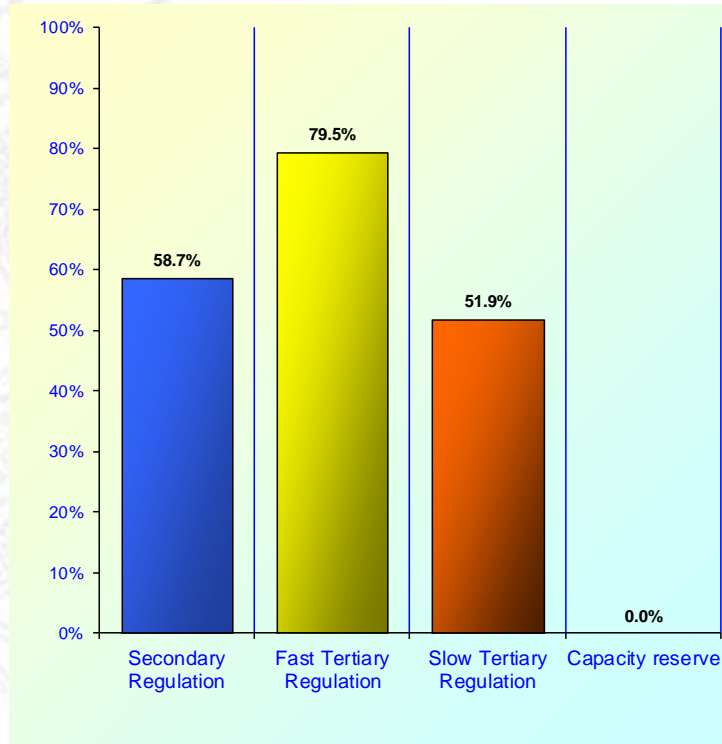


Transelectrica®

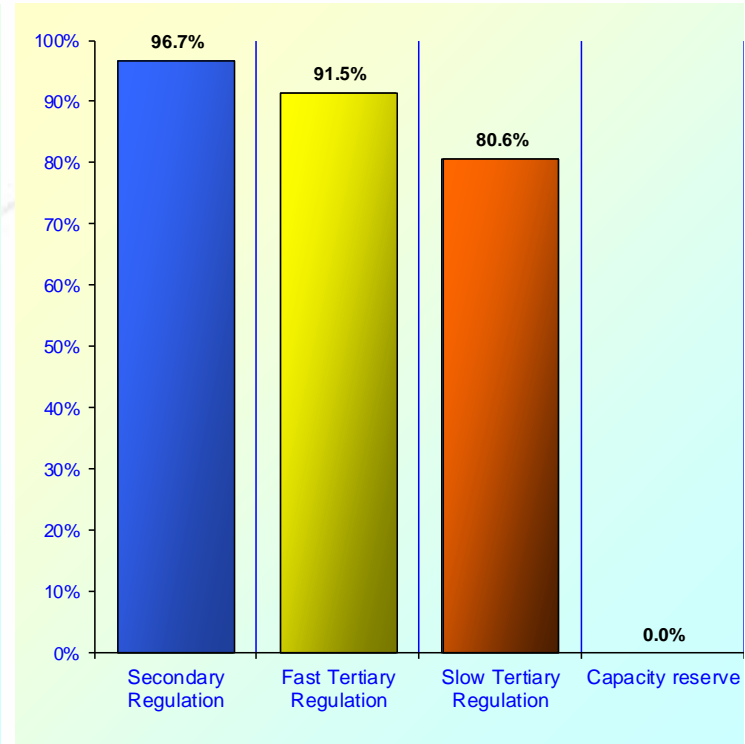
Societate Administrată în Sistem Dualist

Market share of the most significant Ancillary Services Market Participants

C1 (%) on type of regulation



C3 (%) on type of regulation





Transelectrica®
Societate Administrată în Sistem Dualist

Email: Monitorizare.Piata@transelectrica.ro

Fax: 021 3035630