



Transelectrica®
Societate Administrată în Sistem Dualist

MARKET MONITORING REPORT

Market for Allocation of Cross-Border Capacities

March 2017



ANRE - Romanian Energy Regulatory Authority
HHI - Herfindahl-Hirschman Index
BRP - Balance Responsible Party
BM - Balancing Market
DAM - Day Ahead Market
TSO - Transmission System Operator
DU – Dispatchable Unit
PN – Physical Notification
NDC - National Dispatching Center
C1 – The market share of the largest market participant
C3 – Total market share of top 3 market participants
NPS – Minimum number of residual generators
TTC – Total Transfer Capacity
NTC – Net Transfer Capacity
ATC – Available Transfer Capacity

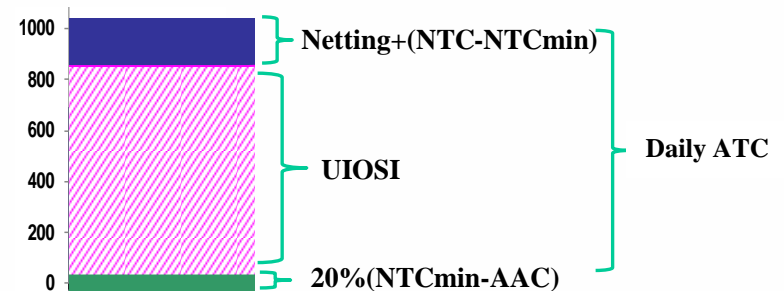


Transelectrica®
Societate Administrată în Sistem Dualist

According to the Commercial Code, Transelectrica, the Romanian Transmission System Operator, operates and monitors the activity of 3 types of markets: Balancing Market, Ancillary Services Market and Market for Allocation of Cross-Border Capacities.

Using the records from the markets data bases, Transelectrica prepares daily, weekly and monthly monitoring reports. A part of the data included in these reports (those data which are not confidential) is published on the website **www.transelectrica.ro**

- According to the agreements between Transelectrica and neighbors for year 2017 :
 - ✓ on the Bulgarian border, the bilateral coordinated allocation is done for 100% of total capacity by Transelectrica for long term auctions and by ESO EAD for daily auctions. The “netting” principle is applied to daily allocation, Starting with 01.01.2015, intraday auctions are no longer organized on the Bulgarian border, since the Bulgarian market rules are not allowing intraday cross-border exchanges, modifications of the notified schedules after 15:30 (CET) in D-1 for day D are prohibited.
 - ✓ on the Hungarian border, the bilateral coordinated allocation, is done for 100% of total capacity by MAVIR for long term auctions (based on Allocation Rules for Forward Capacity Allocation (HAR) and border specific Annex) and by Transelectrica for intra-day auctions. Implicit daily allocations are held since the CZ-SK-HU-RO day-ahead market coupling. In the event of decoupling, MAVIR is in charge with the explicit daily auctions (shadow auctions) for RO-HU border. The “netting” is applied to daily and intra-day allocation.
 - ✓ on the Serbian border, the bilateral coordinated allocation, is done for 100% of total capacity by EMS (Serbia) for daily auctions and by Transelectrica for long term daily and intra-day auctions. The “netting” is applied to daily and intra-day allocation. Starting with 01.01.2017 it was introduced UIOSI („ use it or sell it”) principle.
 - ✓ due to consultation with interconnection partners and regulators and taking into account auction participant opinions, on the Hungarian and Bulgarian borders it was agreed:
 - ✓ reservation of a percentage of interconnection capacity for short term auction, offered capacity being calculated as 80% of the minimum of available capacities of all periods of the month;
 - ✓ introduction of UIOSI („ use it or sell it”) principle.





Transelectrica®

Societate Administrată în Sistem Dualist

- Transelectrica's auctions are held on Damas platform, with euro currency trading.
- Long term auction results on the Hungarian border and daily auction results on the Bulgarian and Serbian borders (auction prices, allocated capacities) are provided by the respective TSO's.
- The intra-day allocation is done in six auction sessions for time intervals: 00:00-04:00, 04:00-08:00, 08:00-12:00, 12:00-16:00, 16:00-20:00, 20:00-00:00 CET.
- Usage of allocated capacity on Ukrainian and Moldavian border is restricted by Ukrainian TSO agreement and respectively by the approval of the distribution operator of the passive consumption islands.
- In March, auctions were held as:
 - import/export Hungary*: 01 – 31.03.2017;
 - import/export Bulgaria*: 01 – 31.03.2017;
 - import Serbia: 01 – 12.03.2017; 13 – 15.03.2017; 16 – 31.03.2017**;
 - export Serbia: 01 – 17.03.2017; 18 – 19.03.2017; 20 – 31.03.2017;
 - import Ukraine: 01 – 12.03.2017; 16 – 17.03.2017; 18 – 19.03.2017; 20 – 24.03.2017; 25 – 30.03.2017; 31.03.2017.
- In March there were no auctions held on import direction from Moldavia. On export direction to Ukraine, ATC was zero at monthly auction during the periods 01 – 12.03.2017 and 16 – 31.03.2017 due to full allocation of capacity at yearly auction. Between 13 – 15.03.2017, the 400 kV OHL Rosiori – Mukacevo was out of operation for planned maintenance program, so transfer capacity was not available on the Ukrainian border.

* according to the allocation rules, monthly offered capacity was calculated taking into account the minimum of NTC's monthly value.

** in 13.02.2017 on Serbia – Romania direction was organized an auction for period 16 – 31.03.2017 with ATC 650 MW. Due to an auction configuration error, in 17.02.2017 was organized a new auction on Serbia - Romania direction for the period 16.03 - 31.03 with available capacity remained from the first auction (ATC 635 MW).



Transelectrica®

Societate Administrată în Sistem Dualist

- Due to lack of request from participants, there was capacity not allocated at monthly auction as it follows:
 - on import direction from Serbia:
 - 151 MW during the period 01 – 12.03.2017;
 - 1 MW during the period 13 – 15.03.2017;
 - 301 MW during the period 16 – 31.01.2017.



Transelectrica®
Societate Administrată în Sistem Dualist

Market for Allocation of Cross-Border Capacities

Monthly auction Results of 01 – 31 March 2017

	Prices [euro/MWh]	Capacities [MW]								
	Results	TTC	NTC	ATC	AAC	Reserved	Offered	Requested	Alocated	Final Rights*
Hungary export										
01 - 31 March 2017	3.32	750	650	300	350	0	240	1911	240	590
Hungary import										
01 - 12 March 2017	0.22	800	700	351	349	0	120	1094	118	467
13 - 15 March 2017	0.22	600	500	151	349	0	120	1094	118	467
16 - 31 March 2017	0.22	800	700	351	349	0	120	1094	118	467
Bulgaria export										
01 - 31 March 2017	1.28	400	300	200	100	-	160	539	160	260
Bulgaria import										
01 - 31 March 2017	0.43	400	300	200	100	-	160	527	160	260
Serbia export										
01 - 17 March 2017	2.45	700	600	400	200	-	400	839	400	600
18 - 19 March 2017	2.51	650	550	350	200	-	350	814	350	550
20 - 31 March 2017	2.44	700	600	400	200	-	400	839	400	600
Serbia import										
01 - 12 March 2017	0.00	900	800	650	150	-	650	499	499	649
13 - 15 March 2017	0.00	600	500	350	150	-	350	349	349	499
16 - 31 March 2017	0.00/0.00**	900	800	650/635**	150	-	650/635**	15/334**	15/334**	499

* final rights = monthly allocated capacity + yearly allocated capacity after withdrawals.

** in 13.02.2017 on Serbia – Romania direction was organized an auction for period 16 – 31.03.2017 with ATC 650 MW. Due to an auction configuration error, in 17.02.2017 was organized a new auction on Serbia - Romania direction for the period 16.03 - 31.03 with available capacity remained from the first auction (ATC 635 MW).

According to the allocation rules, on Hungarian and Bulgarian borders monthly offered capacities were calculated taking into account the minimum of NTC's monthly values.

Public



Transelectrica®
Societate Administrată în Sistem Dualist

Market for Allocation of Cross-Border Capacities

Monthly auction Results of 01 – 31 March 2017

	Prices [euro/MWh]	Capacities [MW]								
	Results	TTC	NTC	ATC	AAC	Reserved	Offered	Requested	Alocated	Final Rights*
Ukraine export										
01 - 12 March 2017	-	150	50	0	50	-	0	-	-	50
13 - 15 March 2017	-	0	0	-	-	-	-	-	-	-
16 - 31 March 2017	-	150	50	0	50	-	0	-	-	50
Ukraine import										
01 - 12 March 2017	0.02	550	450	400	50	-	400	585	400	450
13 - 15 March 2017	-	0	0	-	-	-	-	-	-	-
16 - 17 March 2017	0.02	750	650	600	50	-	600	745	600	650
18 - 19 March 2017	0.02	550	450	400	50	-	400	595	400	450
20 - 24 March 2017	0.02	650	550	500	50	-	500	695	500	550
25 - 30 March 2017	0.02	550	450	400	50	-	400	595	400	450
31 March 2017	0.02	600	500	450	50	-	450	620	450	500
Moldavia export										
01 - 31 March 2017	-	-	-	-	-	-	-	-	-	-
Moldavia import										
01 - 31 March 2017	-	-	-	-	-	-	-	-	-	-
RO_Vulcanesti										
01 - 31 March 2017	-	-	-	-	-	-	-	-	-	-
RO_Costesti										
01 - 31 March 2017	-	-	-	-	-	-	-	-	-	-
RO_Cioara										
01 - 31 March 2017	-	-	-	-	-	-	-	-	-	-

- final rights = monthly allocated capacity + yearly allocated capacity after withdrawals.

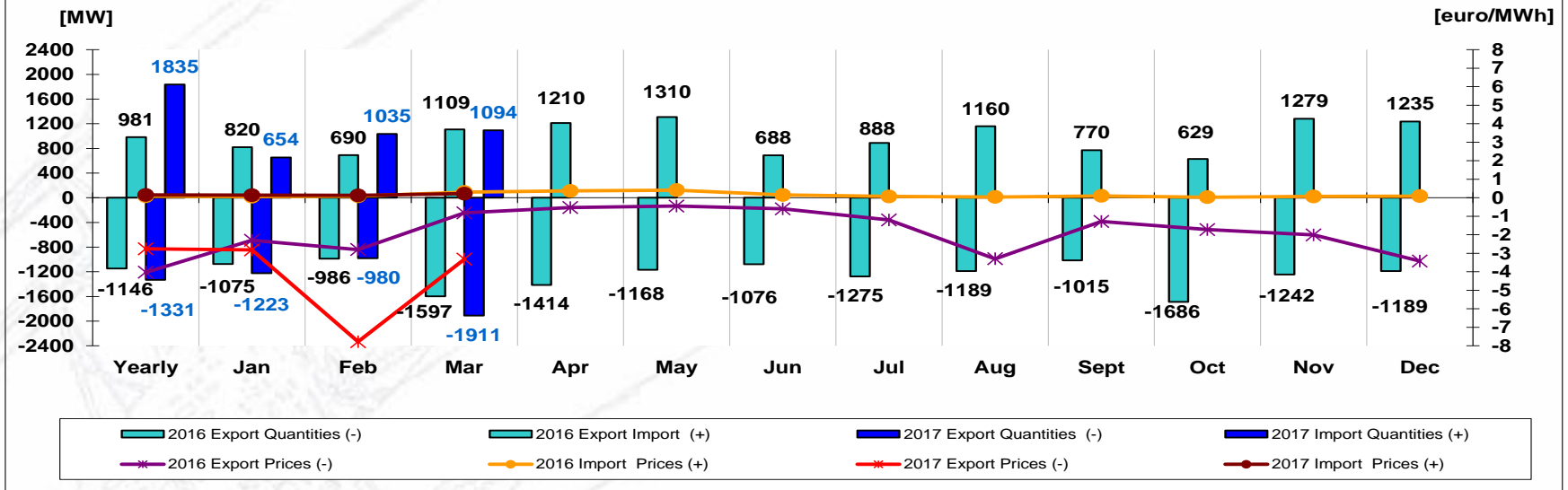


Transelectrica®

Societate Administrată în Sistem Dualist

Market for Allocation of Cross-Border Capacities

Weighted average of requested capacities correlated with auction clearing price (weighted with allocated capacities) on Hungarian border



Border	yearly	Jan. 17	Feb.17	Mar.17	Apr.17	May 17	Jun. 17	Jul. 17	Aug. 17	Sept. 17	Oct. 17	Nov.17	Dec. 17
Hungary export	2.76	2.82	7.78	3.32									
Hungary import	0.15	0.14	0.13	0.22									

Border	yearly	Jan. 16	Feb.16	Mar.16	Apr.16	May 16	Jun. 16	Jul. 16	Aug. 16	Sept. 16	Oct. 16	Nov.16	Dec. 16
Hungary export	4.03	2.30	2.80	0.82	0.53	0.45	0.60	1.20	3.30	1.28	1.72	2.01	3.42
Hungary import	0.08	0.06	0.08	0.31	0.37	0.41	0.15	0.07	0.04	0.10	0.03	0.07	0.09

- Compared with the previous month, in March 2017 the auction price significantly decreased on export direction and compared with previous year the auction price increased while offered capacity and capacity request were higher. In March 2017 monthly auction price was still low on import direction.

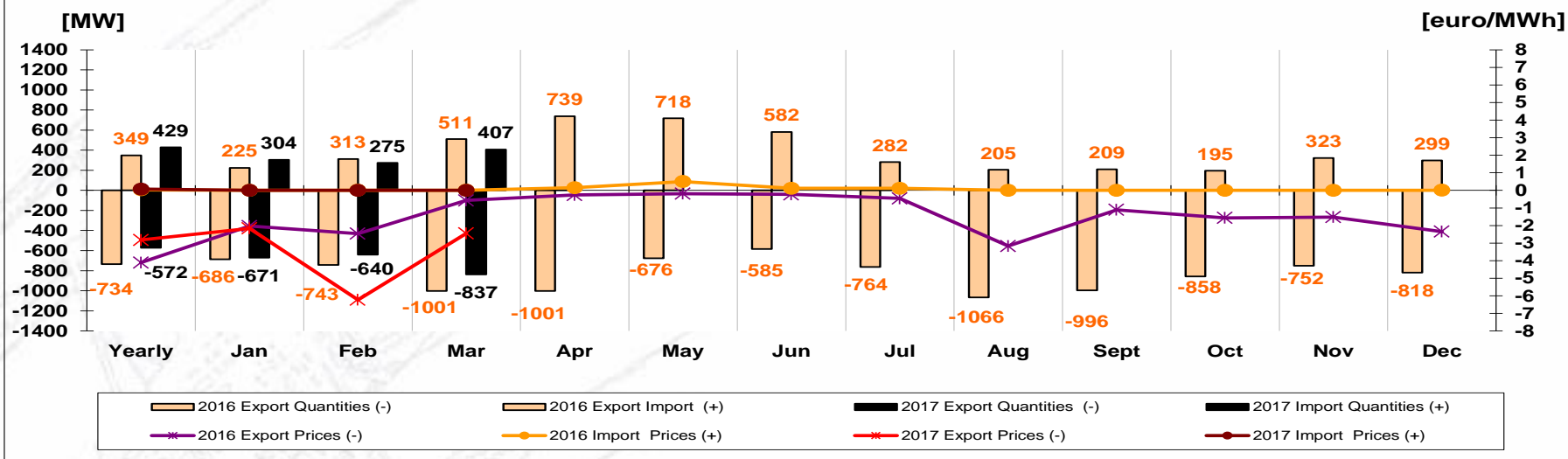
Public



Transelectrica®
Societate Administrată în Sistem Dualist

Market for Allocation of Cross-Border Capacities

Weighted average of requested capacities correlated with auction clearing price (weighted with allocated capacities) on Serbian border



Border	yearly	Jan. 17	Feb.17	Mar.17	Apr.17	May 17	Jun. 17	Jul. 17	Aug. 17	Sept. 17	Oct. 17	Nov.17	Dec. 17
Serbia export	2.82	2.16	6.23	2.45									
Serbia import	0.07	0.00	0.00	0.00									

Border	yearly	Jan. 16	Feb.16	Mar.16	Apr.16	May 16	Jun. 16	Jul. 16	Aug. 16	Sept. 16	Oct. 16	Nov.16	Dec. 16
Serbia export	4.11	2.03	2.46	0.57	0.26	0.19	0.23	0.46	3.17	1.11	1.56	1.52	2.34
Serbia import	0.03	0.00	0.01	0.01	0.15	0.50	0.12	0.12	0.00	0.00	0.00	0.00	0.01

- Compared with the previous month the auction price significantly decreased on export direction. Compared with the previous year, in March 2017 the auction price increased on export direction, while offered capacity was higher and capacity request was lower. In March 2017 monthly auction price was zero on import direction.

Public

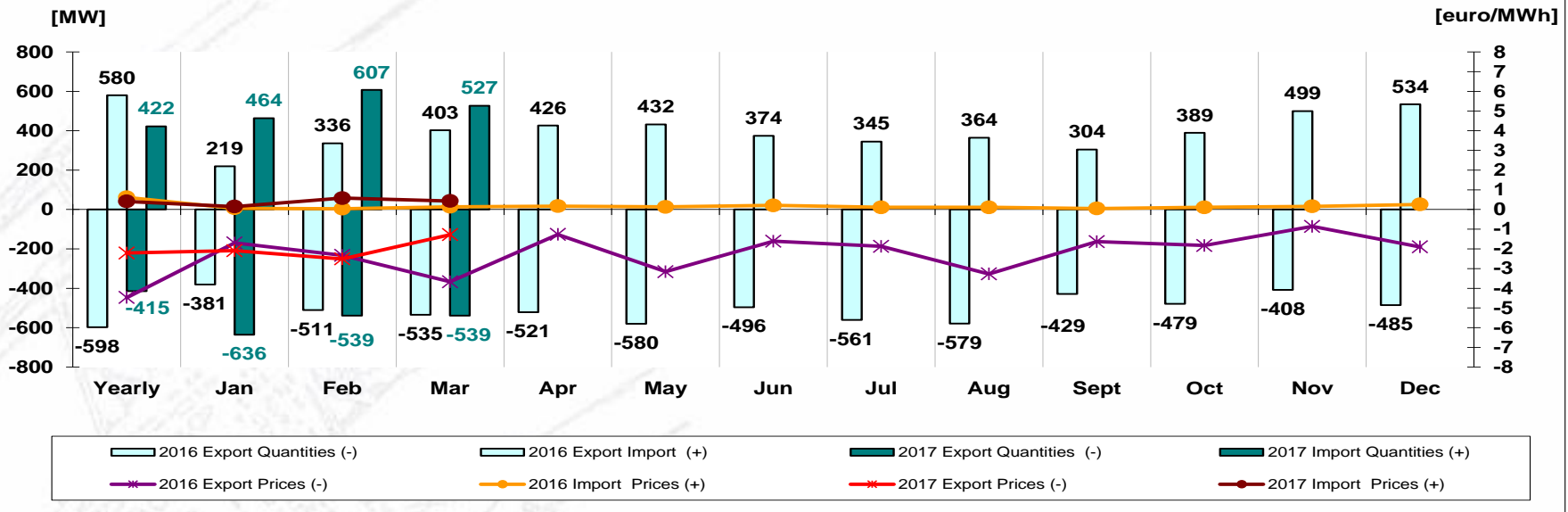


Transelectrica®

Societate Administrată în Sistem Dualist

Market for Allocation of Cross-Border Capacities

Weighted average of requested capacities correlated with auction clearing price (weighted with allocated capacities) on Bulgarian border



Border	yearly	Jan. 17	Feb.17	Mar.17	Apr.17	May 17	Jun. 17	Jul. 17	Aug. 17	Sept. 17	Oct. 17	Nov.17	Dec. 17
Bulgaria export	2.21	2.09	2.51	1.28									
Bulgaria import	0.41	0.15	0.58	0.43									

Border	yearly	Jan. 16	Feb.16	Mar.16	Apr.16	May 16	Jun. 16	Jul. 16	Aug. 16	Sept. 16	Oct. 16	Nov.16	Dec. 16
Bulgaria export	4.47	1.70	2.33	3.67	1.27	3.16	1.61	1.87	3.27	1.63	1.83	0.86	1.90
Bulgaria import	0.62	0.06	0.04	0.14	0.17	0.13	0.21	0.11	0.11	0.05	0.11	0.16	0.26

- Compared with the previous year, in March 2017 the auction price decreased on export direction, while offered capacity was lower and capacity request was higher. On import direction the auction price slightly increased, while offered capacity was lower and capacity request was higher.

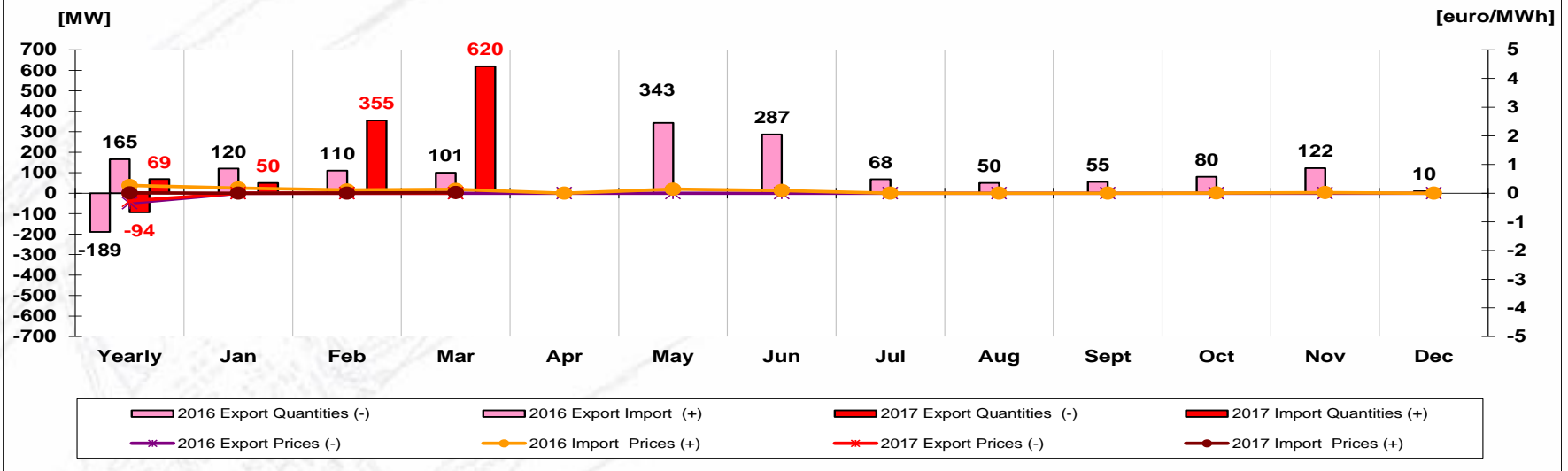
Public

Market for Allocation of Cross-Border Capacities



Transelectrica®
Societate Administrată în Sistem Dualist

Weighted average of requested capacities correlated with auction clearing price (weighted with allocated capacities) on Ukrainian border



Border	yearly	Jan. 17	Feb.17	Mar.17	Apr.17	May 17	Jun. 17	Jul. 17	Aug. 17	Sept. 17	Oct. 17	Nov.17	Dec. 17
Ukraine export	0.27	-	-	-									
Ukraine import	0.01	0.00	0.002	0.02									

Border	yearly	Jan. 16	Feb.16	Mar.16	Apr.16	May 16	Jun. 16	Jul. 16	Aug. 16	Sept. 16	Oct. 16	Nov.16	Dec. 16
Ukraine export	0.35	-	-	-	-	-	-	-	-	-	-	-	-
Ukraine import	0.27	0.18	0.11	0.13	-	0.14	0.09	0.00	0.00	0.00	0.01	0.02	0.00

- Compared with the previous year, in March 2017 capacity request increased on import direction, while auction price was still low. On export direction offered capacity was zero due to full allocation of capacity at yearly auction.

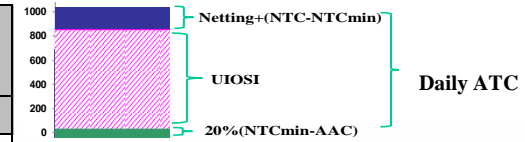
Market for Allocation of Cross-Border Capacities



Transelectrica®
Societate Administrată în Sistem Dualist

Daily implicit Auctions on Romanian – Hungarian border

Reserved Capacity [MW] average value		Unused Capacity [MW] average value	
RO-HU	HU-RO	RO-HU	HU-RO
60	31	275	467



Hungary March 2017



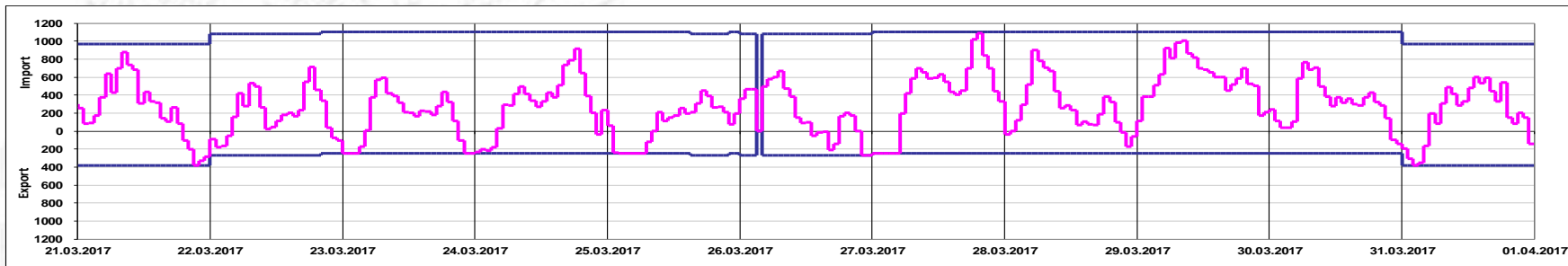
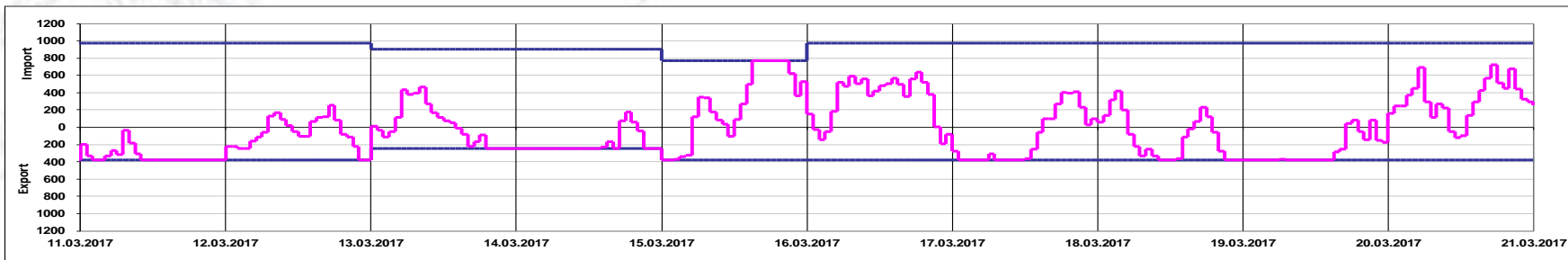
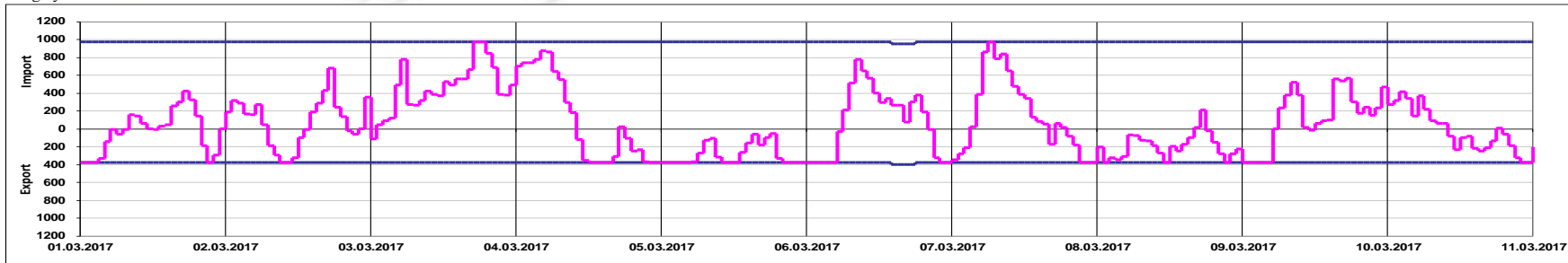


Transelectrica®
Societate Administrată în Sistem Dualist

Market for Allocation of Cross-Border Capacities

Daily implicit Auctions on Romanian – Hungarian border

Hungary March 2017



Offered Capacity on Daily Auction [MW]

Net Position Border RO – HU [MWh]

Public



Transelectrica®
Societate Administrată în Sistem Dualist

Market for Allocation of Cross-Border Capacities

Daily implicit Auctions on Romanian – Hungarian border

DAM Prices RO [Euro/MWh]

Day	1	2	3	4	5	6	7	8	9	10	11	12	13	14	15	16	17	18	19	20	21	22	23	24	Max
1	19.95	19.95	19.95	22.62	25.97	31.20	39.63	48.87	48.54	51.69	45.02	43.23	46.33	42.07	42.07	41.45	41.89	48.60	54.97	54.76	46.97	41.44	35.10	30.06	54.97
2	32.39	29.17	26.51	24.00	25.00	28.67	38.08	50.47	55.05	53.14	48.72	46.28	44.85	42.07	41.85	41.85	47.51	54.87	61.72	59.79	56.45	50.37	36.80	28.57	61.72
3	25.60	24.20	25.00	27.26	29.24	33.28	40.85	48.69	50.00	48.45	46.09	42.38	41.06	38.34	37.31	39.50	41.10	51.99	58.63	48.73	43.58	37.22	35.64	31.73	58.63
4	30.74	29.90	28.31	28.40	28.50	29.62	30.98	33.29	36.91	36.93	34.06	32.00	28.53	22.11	22.11	30.74	31.00	36.91	41.00	39.11	33.99	29.25	19.90	15.48	41.00
5	4.41	2.65	4.41	5.52	6.62	8.10	7.91	8.50	10.97	20.04	19.86	19.86	19.86	16.62	13.46	14.95	21.25	30.14	37.20	38.25	32.43	22.06	15.44	11.25	38.25
6	6.62	6.62	10.59	17.21	22.06	32.90	43.02	52.78	52.98	51.98	51.02	51.84	52.50	47.57	46.33	43.75	42.51	46.00	51.50	51.90	48.50	41.00	32.87	30.67	52.98
7	31.10	30.10	29.89	29.47	30.60	32.24	41.70	58.01	58.46	56.01	52.75	50.18	46.08	44.11	43.28	43.32	44.86	49.75	56.54	58.40	52.00	43.46	32.87	32.87	58.46
8	30.67	30.67	27.99	26.48	27.85	30.79	37.00	46.00	47.79	45.37	40.03	37.29	35.37	33.10	31.88	33.65	32.88	37.29	45.28	46.11	41.70	32.88	29.83	25.92	47.79
9	22.04	22.04	22.04	24.03	28.66	32.57	40.41	49.10	51.93	53.50	54.00	53.92	52.75	50.48	48.85	41.66	41.66	46.07	58.42	57.07	43.73	34.99	30.64	26.69	58.42
10	30.04	24.71	21.53	21.84	23.25	26.93	37.13	44.16	49.50	47.01	45.92	46.47	43.29	40.78	41.53	39.60	37.13	42.27	50.81	53.03	46.10	42.26	37.50	33.50	53.03
11	34.28	32.20	30.58	28.50	30.58	31.62	32.06	34.30	37.18	37.18	28.38	22.00	22.00	21.56	19.14	19.14	21.00	31.75	41.58	38.81	31.74	22.00	22.00	19.80	41.58
12	24.33	21.27	19.00	18.70	19.00	18.50	19.00	18.40	20.71	25.24	27.74	30.11	29.06	24.39	17.71	18.68	20.86	30.11	44.76	46.51	37.93	31.95	30.55	25.43	46.51
13	28.10	26.30	24.07	24.82	25.70	28.64	39.30	48.26	49.74	46.95	42.37	41.05	40.66	37.79	37.36	37.14	38.42	45.50	51.67	51.03	39.12	21.97	13.84	7.91	51.67
14	4.40	2.64	1.54	2.64	5.72	21.97	37.14	37.14	39.56	37.14	21.97	21.97	21.97	26.37	33.03	31.80	31.17	38.24	45.93	45.93	38.01	32.00	30.50	21.97	45.93
15	21.96	20.20	19.03	20.10	22.50	26.30	34.25	41.50	42.90	39.67	36.53	34.87	31.50	31.00	31.50	37.11	41.50	56.84	63.02	63.68	57.64	39.10	34.92	30.27	63.68
16	28.62	27.65	26.87	26.26	27.00	31.07	40.13	44.17	45.92	44.28	41.93	40.84	38.46	37.92	39.03	41.52	41.52	43.94	53.51	54.49	45.92	38.42	36.81	28.46	54.49
17	25.07	19.81	17.61	17.17	17.17	22.45	34.74	41.16	37.20	22.45	18.05	19.81	36.13	34.10	35.32	37.20	37.20	47.09	55.44	56.56	49.95	47.30	41.84	36.06	56.56
18	34.07	25.99	17.14	7.63	10.08	17.14	19.78	35.08	39.63	41.31	36.92	34.67	36.39	33.70	28.69	29.00	28.13	37.05	48.12	48.12	44.17	29.05	26.15	17.14	48.12
19	17.09	10.97	7.89	10.95	13.36	15.33	15.16	17.09	17.09	17.09	11.17	15.33	17.09	22.12	33.04	35.08	44.03	50.16	52.35	43.15	43.19	42.03	39.18	52.35	
20	18.89	17.09	17.09	18.32	29.40	50.33	64.62	69.87	69.00	69.87	73.60	71.84	70.09	65.93	64.62	62.86	58.43	64.62	69.00	69.00	62.86	58.43	54.32	48.57	73.60
21	42.84	38.78	35.08	33.19	42.58	47.27	54.32	57.39	58.70	54.91	51.91	59.28	58.70	57.11	54.32	55.03	53.94	55.62	65.05	66.47	59.52	51.21	45.03	39.09	66.47
22	36.65	28.52	27.69	27.59	28.40	34.59	45.04	50.04	50.03	47.35	43.03	41.16	41.20	40.26	39.34	41.64	42.97	48.15	54.01	54.38	50.04	44.12	40.05	30.46	54.38
23	27.57	26.92	26.92	27.92	28.77	33.34	42.56	48.54	49.91	47.54	43.17	40.60	40.64	39.21	36.48	35.16	34.96	41.01	53.00	53.66	50.96	42.79	38.01	30.46	53.66
24	30.55	30.10	29.11	28.59	29.71	31.08	41.01	47.25	49.94	48.36	46.30	44.71	42.92	40.98	40.02	40.45	36.82	40.14	49.96	51.55	45.02	38.00	34.58	31.15	51.55
25	40.13	27.84	17.12	10.98	11.41	17.12	22.39	35.56	42.07	48.07	51.18	48.51	48.01	40.15	41.49	41.71	41.27	54.44	63.57	65.20	56.86	48.07	48.01	43.90	65.20
26	28.32	22.00		19.76	19.50	19.00	19.51	23.94	39.08	39.74	41.01	36.88	22.50	18.01	15.50	17.12	17.51	23.50	34.00	42.08	43.50	37.00	29.69	26.12	43.50
27	17.12	15.59	14.49	17.12	26.12	30.30	41.09	47.50	45.42	42.50	37.00	33.90	30.80	30.00	28.66	28.90	29.88	36.14	42.97	51.38	50.28	43.21	41.01	34.31	51.38
28	29.21	28.85	28.50	27.90	28.20	34.98	48.04	56.60	54.72	53.84	51.59	45.86	41.27	38.11	35.92	37.07	37.08	41.12	43.80	49.17	46.86	35.86	32.52	34.82	56.60
29	28.35	25.93	23.30	21.54	26.37	34.97	43.64	49.89	48.98	47.02	39.42	39.74	37.91	32.99	32.74	33.18	37.66	38.20	45.84	54.26	49.89	44.38	41.07	39.12	54.26
30	29.15	28.10	26.70	26.52	27.24	29.66	39.79	47.04	46.22	43.52	40.26	38.45	34.35	32.00	30.05	30.89	30.37	32.13	38.09	45.81	43.25	33.71	30.96	27.03	47.04
31	26.06	24.56	19.75	23.54	25.07	30.83	43.37	50.37	49.00	48.27	44.66	43.35	40.91	38.44	38.68	41.07	45.50	48.92	61.67	58.58	48.27	42.44	34.86	61.67	

Average **36.40 EUR/MWh**

Public



Transelectrica®

Societate Administrată în Sistem Dualist

Market for Allocation of Cross-Border Capacities

Daily implicit Auctions on Romanian – Hungarian border

Congestion Prices [Euro/MWh]

Day	1	2	3	4	5	6	7	8	9	10	11	12	13	14	15	16	17	18	19	20	21	22	23	24	Max
1	9.01	5.55	3.95	-	-	-	-	-	-	-	-	-	-	-	-	-	-	-	-	-	-	-	-	-	9.01
2	-	-	-	-	-	-	-	-	-	1.10	1.29	-	-	-	-	-	-	-	-	-	-	-	-	-	1.29
3	-	-	-	-	-	-	-	-	-	-	-	-	-	-	-	-	-	7.07	7.79	-	-	-	-	-	7.79
4	-	-	-	-	-	-	-	-	-	-	-	1.99	7.39	7.08	0.36	-	-	-	-	-	-	-	6.90	6.10	7.39
5	6.73	5.51	3.37	2.08	1.18	-	-	-	-	8.14	9.65	2.61	-	-	-	-	-	-	-	1.86	7.94	14.56	13.07	14.56	
6	21.56	19.81	13.39	10.13	6.98	-	-	-	-	-	-	-	-	-	-	-	-	-	-	-	-	3.88	0.33	21.56	
7	-	-	-	-	-	-	0.14	-	-	-	-	-	-	-	-	-	-	-	-	-	-	-	7.18	2.18	7.18
8	-	0.33	-	-	-	-	-	-	-	-	-	0.32	-	-	-	-	-	-	-	-	-	0.76	-	-	0.76
9	7.96	6.86	6.26	4.16	1.24	-	-	-	-	-	-	-	-	-	-	-	-	-	-	-	-	-	-	-	7.96
10	-	-	-	-	-	-	-	-	-	-	-	-	-	-	-	-	-	-	-	-	-	-	2.37	1.86	2.37
11	-	-	0.52	1.76	-	-	-	-	-	8.27	12.95	9.80	8.44	9.76	10.36	11.09	6.60	5.01	9.69	8.76	12.66	11.85	9.86	12.95	
12	-	-	-	-	-	-	-	-	-	-	-	-	-	-	-	-	-	-	-	-	-	-	1.65	3.57	3.57
13	-	-	-	-	-	-	-	-	-	-	-	-	-	-	-	-	-	-	2.77	8.88	19.26	23.19	25.27	25.27	
14	27.20	28.14	28.46	26.47	24.24	9.03	0.23	8.48	6.44	5.30	17.72	17.11	15.06	9.46	-	-	3.21	-	-	-	0.53	0.46	1.95	28.46	
15	1.24	0.70	-	-	-	-	-	-	-	-	-	-	-	-	-	3.53	5.24	13.81	9.50	10.11	6.58	-	-	-	13.81
16	-	-	-	-	-	-	-	-	-	-	-	-	-	-	-	-	-	-	-	-	-	-	-	-	0.00
17	-	2.65	2.01	3.25	5.93	5.14	-	1.88	7.07	21.02	22.84	19.54	-	-	-	-	-	-	-	-	-	-	-	-	22.84
18	-	-	-	-	-	-	-	-	-	-	7.75	10.45	1.43	-	-	-	-	-	-	-	-	4.01	3.95	7.36	10.45
19	5.27	9.96	11.66	4.81	4.68	5.42	-	4.98	18.29	29.85	35.40	38.94	30.73	22.47	14.71	-	-	-	-	-	-	-	-	-	38.94
20	-	-	-	-	-	-	-	-	-	-	-	-	-	-	-	-	-	-	-	-	-	-	-	-	0.00
21	-	-	-	-	-	-	-	-	-	-	-	-	-	-	-	-	-	-	-	-	-	-	-	-	0.00
22	-	-	-	-	-	-	-	-	-	-	-	-	-	-	-	-	-	-	-	-	-	-	-	-	0.00
23	2.57	2.64	1.48	-	-	-	-	-	-	-	-	-	-	-	-	-	-	-	-	-	-	-	-	0.26	2.64
24	-	-	-	-	-	-	-	-	-	-	-	-	-	-	-	-	-	-	-	-	-	-	-	-	0.00
25	-	-	9.38	15.03	14.21	9.18	2.91	-	-	-	-	-	-	-	-	-	-	-	-	-	-	-	-	-	15.03
26	-	-	-	-	-	-	-	-	-	-	-	-	-	-	-	-	-	-	-	-	-	-	5.31	4.88	5.31
27	12.58	12.57	13.08	9.99	1.90	-	-	-	-	-	-	-	-	-	-	-	-	-	-	-	-	-	-	-	13.08
28	-	-	-	-	-	-	-	-	-	-	-	-	-	-	-	-	-	-	-	-	-	-	-	-	0.00
29	-	-	-	-	-	-	-	-	-	-	-	-	-	-	-	-	-	-	-	-	-	-	-	-	0.00
30	-	-	-	-	-	-	-	-	-	-	-	-	-	-	-	-	-	-	-	-	-	-	-	-	0.00
31	-	-	4.02	-	-	-	-	-	-	-	-	-	-	-	-	-	-	-	-	-	-	-	-	-	4.02

Average **8.85 EUR/MWh**

Public

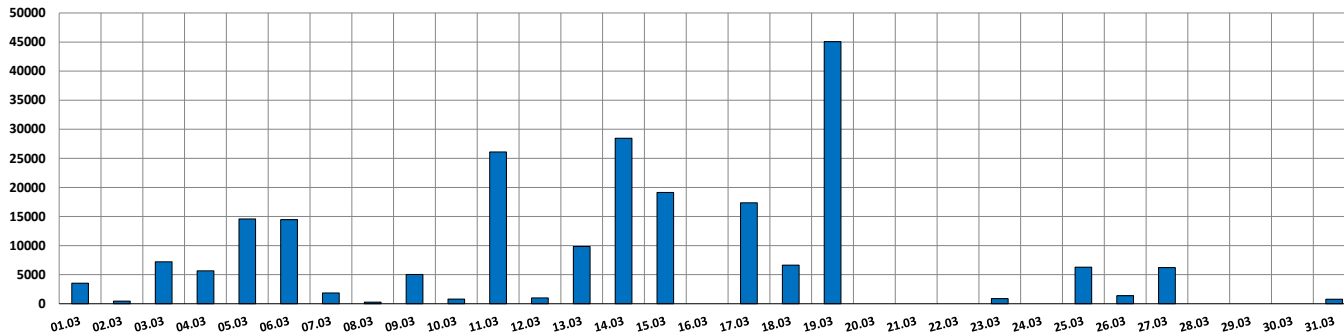
Market for Allocation of Cross-Border Capacities



Transelectrica®
Societate Administrată în Sistem Dualist

Daily implicit Auctions on Romanian – Hungarian border

Congestion Income RO



Day	Congestion Income border RO-HU [Euro]	Congestion Income RO [Euro]
01.03	7034	3517
02.03	908	454
03.03	14414	7207
04.03	11332	5666
05.03	29146	14573
06.03	28910	14455
07.03	3693	1846
08.03	536	268
09.03	10062	5031
10.03	1607	804
11.03	52204	26102
12.03	1984	992
13.03	19684	9842
14.03	56914	28457
15.03	38290	19145
16.03	0	0
17.03	34705	17353
18.03	13281	6641
19.03	90125	45062
20.03	0	0
21.03	0	0
22.03	0	0
23.03	1724	862
24.03	0	0
25.03	12576	6288
26.03	2731	1365
27.03	12430	6215
28.03	0	0
29.03	0	0
30.03	0	0
31.03	1528	764
Total	445817	222908

Daily Income [Euro]		Remuneration UIOSI [Euro]	
RO-HU	HU-RO	RO-HU	HU-RO
393714	52103	322685	29781
445817		352465	

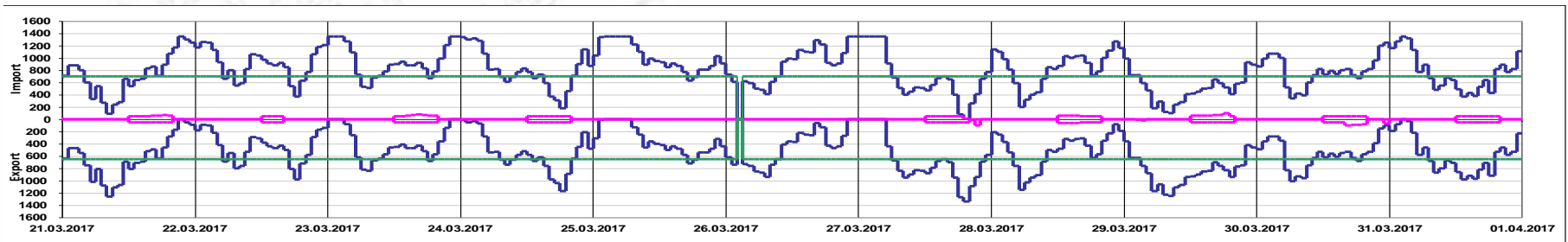
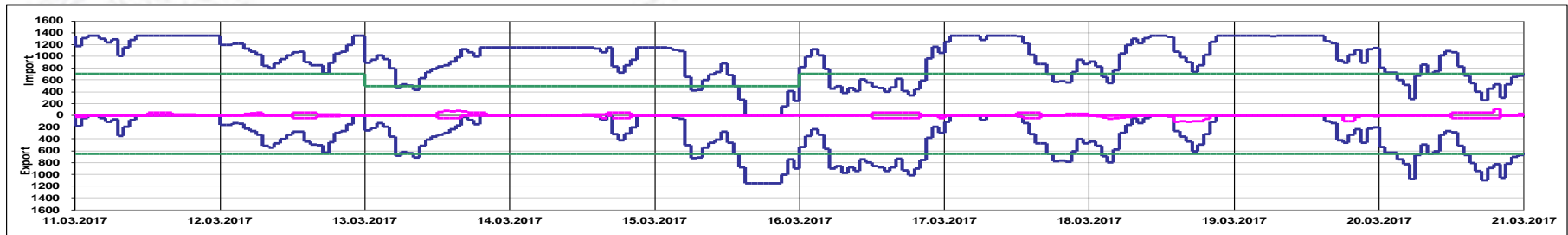
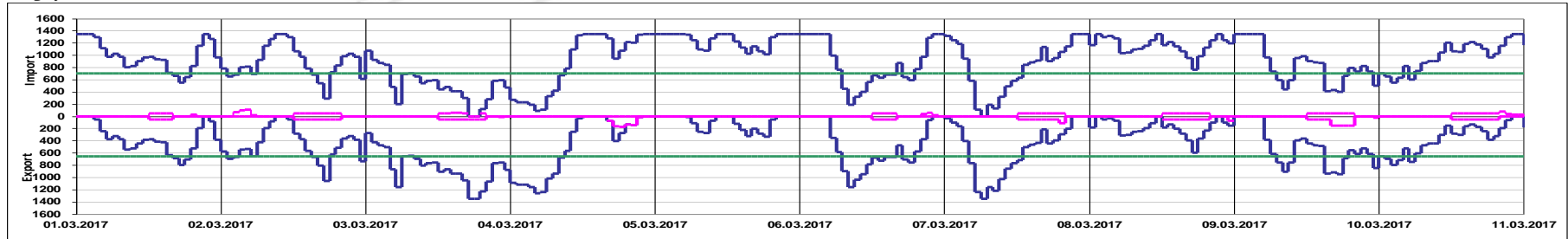
TSO Income (Z-R) [Euro]	RO TSO Income (Z-R) [Euro]
93352	46676



Transelectrica®
Societate Administrată în Sistem Dualist

Intraday Auctions on Romanian – Hungarian border

Hungary March 2017



Offered Capacity on Intraday Auction Import (+) / Export (-) [MW]

Allocated Capacity on Intraday Auction Import (+) / Export (-) [MW]

Net Transfer Capacity (NTC) Import (+) / Export (-) [MW]



Transelectrica®
Societate Administrată în Sistem Dualist

Market for Allocation of Cross-Border Capacities

Intraday Auctions on Romanian – Hungarian border

Auction Price [Euro/MWh] - Export

Day	1	2	3	4	5	6	7	8	9	10	11	12	13	14	15	16	17	18	19	20	21	22	23	24	Max	
1	-	-	-	0.00	0.00	0.00	0.00	0.00	0.00	0.00	0.00	0.00	0.00	0.00	0.00	0.00	0.00	0.00	0.00	0.00	0.00	0.00	0.00	0.00	0.00	
2	0.00	0.00	0.00	0.00	0.00	0.00	0.00	0.00	0.00	-	-	0.00	0.00	0.00	0.00	0.00	0.00	0.00	0.00	0.00	0.00	0.00	0.00	0.00	0.00	0.00
3	0.00	0.00	0.00	0.00	0.00	0.00	0.00	0.00	0.00	0.00	0.00	0.00	0.00	0.00	0.00	0.00	0.00	0.00	0.00	0.00	0.00	0.00	0.00	0.00	0.00	0.00
4	0.00	0.00	0.00	0.00	0.00	0.00	0.00	0.00	0.00	0.00	0.00	0.00	-	-	-	-	0.00	0.00	0.00	0.00	0.00	0.00	0.00	-	-	0.00
5	-	-	-	-	-	0.00	0.00	0.00	0.00	0.00	-	-	-	0.00	0.00	0.00	0.00	0.00	0.00	0.00	0.00	-	-	-	-	0.00
6	-	-	-	-	-	0.00	0.00	0.00	0.00	0.00	0.00	0.00	0.00	0.00	0.00	0.00	0.00	0.00	0.00	0.00	0.00	0.00	0.00	-	-	0.00
7	0.00	0.00	0.00	0.00	0.00	0.00	0.00	0.00	0.00	0.00	0.00	0.00	0.00	0.00	0.00	0.00	0.00	0.00	0.00	0.00	0.00	0.00	0.00	-	-	0.00
8	0.00	-	0.00	0.00	0.00	0.00	0.00	0.00	0.00	0.00	0.00	-	0.00	0.00	0.00	0.00	0.00	0.00	0.00	0.00	0.00	0.00	-	0.00	0.00	0.00
9	-	-	-	-	-	0.00	0.00	0.00	0.00	0.00	0.00	0.00	0.00	0.00	0.00	0.00	0.00	0.00	0.00	0.00	0.00	0.00	0.00	0.00	0.00	0.00
10	0.00	0.00	0.00	0.00	0.00	0.00	0.00	0.00	0.00	0.00	0.00	0.00	0.00	0.00	0.00	0.00	0.00	0.00	0.00	0.00	0.00	0.00	0.00	-	-	0.00
11	0.00	0.00	-	-	0.00	0.00	0.00	0.00	0.00	0.00	-	-	-	-	-	-	-	-	-	-	-	-	-	-	-	0.00
12	0.00	0.00	0.00	0.00	0.00	0.00	0.00	0.00	0.00	0.00	0.00	0.00	0.00	0.00	0.00	0.00	0.00	0.00	0.00	0.00	0.00	0.00	0.00	-	-	0.00
13	0.00	0.00	0.00	0.00	0.00	0.00	0.00	0.00	0.00	0.00	0.00	0.00	0.00	0.00	0.00	0.00	0.00	0.00	0.00	0.00	0.00	0.00	0.00	-	-	0.00
14	-	-	-	-	-	-	-	-	-	-	-	-	-	-	0.00	0.00	-	0.00	0.00	0.00	0.00	0.00	-	-	-	0.00
15	-	-	0.00	0.00	0.00	0.00	0.00	0.00	0.00	0.00	0.00	0.00	0.00	0.00	0.00	0.00	0.00	0.00	0.00	0.00	0.00	0.00	0.00	0.00	0.00	0.00
16	0.00	0.00	0.00	0.00	0.00	0.00	0.00	0.00	0.00	0.00	0.00	0.00	0.00	0.00	0.00	0.00	0.00	0.00	0.00	0.00	0.00	0.00	0.00	0.00	0.00	0.00
17	0.00	-	-	-	-	-	0.00	-	-	-	-	-	0.00	0.00	0.00	0.00	0.00	0.00	0.00	0.00	0.00	0.00	0.00	0.00	0.00	0.00
18	0.00	0.00	0.00	0.00	0.00	0.00	0.00	0.00	0.00	0.00	-	-	-	0.00	0.00	0.00	0.00	0.00	0.00	0.00	0.00	0.00	0.00	-	-	0.00
19	-	-	-	-	-	-	0.00	-	-	-	-	-	-	-	-	0.00	0.00	0.00	0.00	0.00	0.00	0.00	0.00	0.00	0.00	0.00
20	0.00	0.00	0.00	0.00	0.00	0.00	0.00	0.00	0.00	0.00	0.00	0.00	0.00	0.00	0.00	0.00	0.00	0.00	0.00	0.00	0.00	0.00	0.00	0.00	0.00	0.00
21	0.00	0.00	0.00	0.00	0.00	0.00	0.00	0.00	0.00	0.00	0.00	0.00	0.00	0.00	0.00	0.00	0.00	0.00	0.00	0.00	0.00	0.00	0.00	0.00	0.00	0.00
22	0.00	0.00	0.00	0.00	0.00	0.00	0.00	0.00	0.00	0.00	0.00	0.00	0.00	0.00	0.00	0.00	0.00	0.00	0.00	0.00	0.00	0.00	0.00	0.00	0.00	0.00
23	-	-	-	0.00	0.00	0.00	0.00	0.00	0.00	0.00	0.00	0.00	0.00	0.00	0.00	0.00	0.00	0.00	0.00	0.00	0.00	0.00	0.00	0.00	-	0.00
24	0.00	0.00	0.00	0.00	0.00	0.00	0.00	0.00	0.00	0.00	0.00	0.00	0.00	0.00	0.00	0.00	0.00	0.00	0.00	0.00	0.00	0.00	0.00	0.00	0.00	0.00
25	0.00	0.00	-	-	-	-	-	0.00	0.00	0.00	0.00	0.00	0.00	0.00	0.00	0.00	0.00	0.00	0.00	0.00	0.00	0.00	0.00	0.00	0.00	0.00
26	0.00	0.00	-	0.00	0.00	0.00	0.00	0.00	0.00	0.00	0.00	0.00	0.00	0.00	0.00	0.00	0.00	0.00	0.00	0.00	0.00	0.00	0.00	-	-	0.00
27	-	-	-	-	-	0.00	0.00	0.00	0.00	0.00	0.00	0.00	0.00	0.00	0.00	0.00	0.00	0.00	0.00	0.00	0.00	0.00	0.00	0.00	0.00	0.00
28	0.00	0.00	0.00	0.00	0.00	0.00	0.00	0.00	0.00	0.00	0.00	0.00	0.00	0.00	0.00	0.00	0.00	0.00	0.00	0.00	0.00	0.00	0.00	0.00	0.00	0.00
29	0.00	0.00	0.00	0.00	0.00	0.00	0.00	0.00	0.00	0.00	0.00	0.00	0.00	0.00	0.00	0.00	0.00	0.00	0.00	0.00	0.00	0.00	0.00	0.00	0.00	0.00
30	0.00	0.00	0.00	0.00	0.00	0.00	0.00	0.00	0.00	0.00	0.00	0.00	0.00	0.00	0.00	0.00	0.00	0.00	0.00	0.00	0.00	0.00	0.00	0.00	0.00	0.00
31	0.00	0.00	-	0.00	0.00	0.00	0.00	0.00	0.00	0.00	0.00	0.00	0.00	0.00	0.00	0.00	0.00	0.00	0.00	0.00	0.00	0.00	0.00	0.00	0.00	0.00

Hungary March 2017

Public

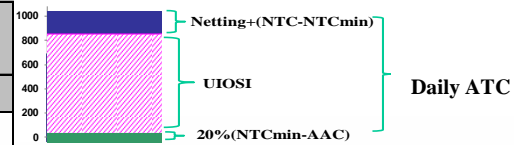
Market for Allocation of Cross-Border Capacities



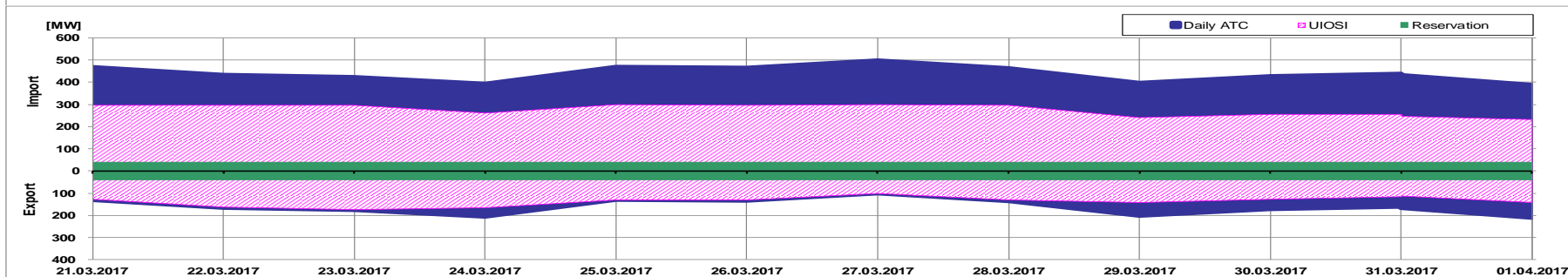
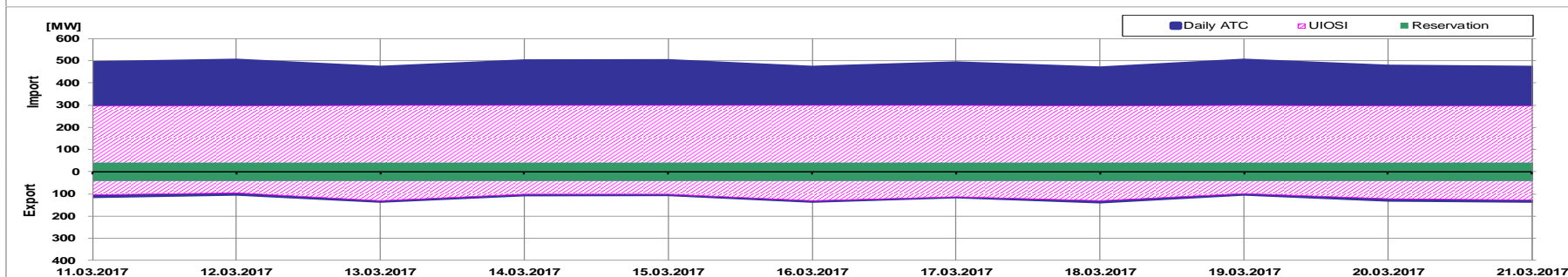
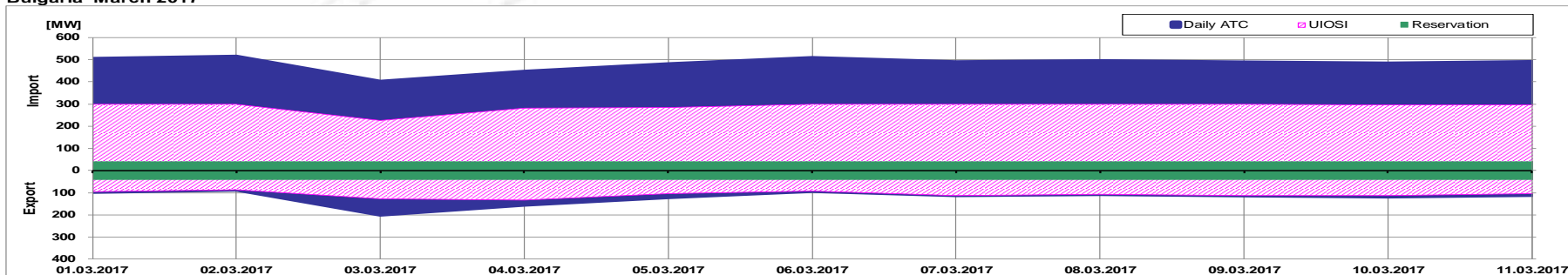
Transelectrica®
Societate Administrată în Sistem Dualist

Daily Auctions on Romanian – Bulgarian border

Reserved Capacity [MW] average value		Unused Capacity [MW] average value	
RO-BG	BG-RO	RO-BG	BG-RO
40	40	86	238



Bulgaria March 2017



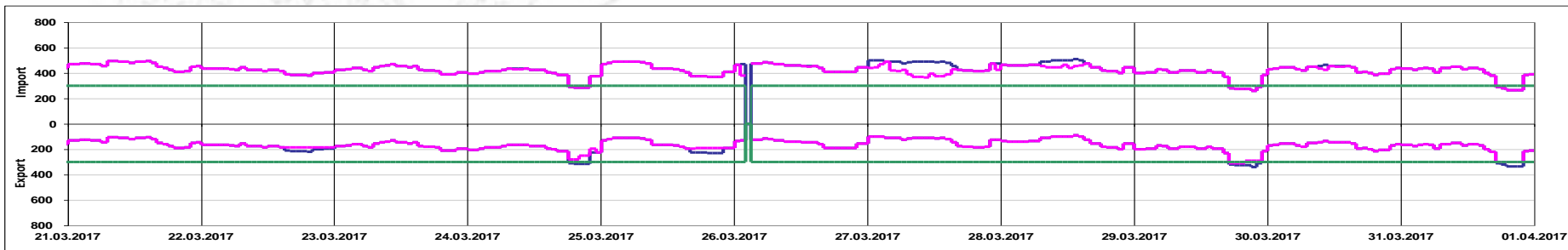
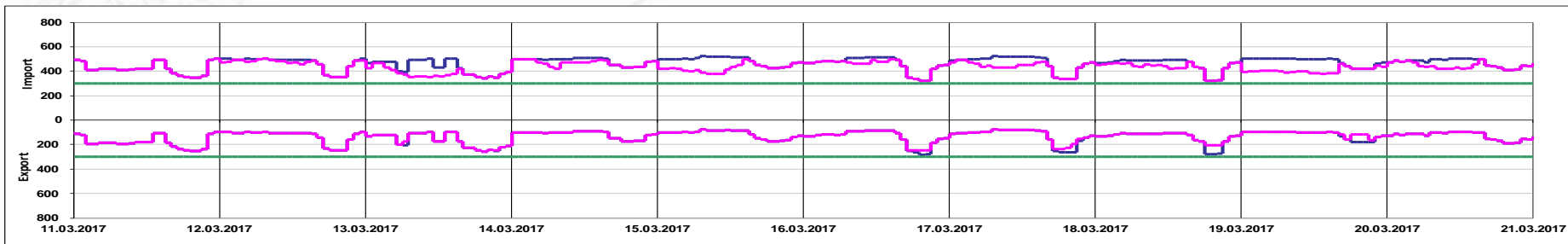
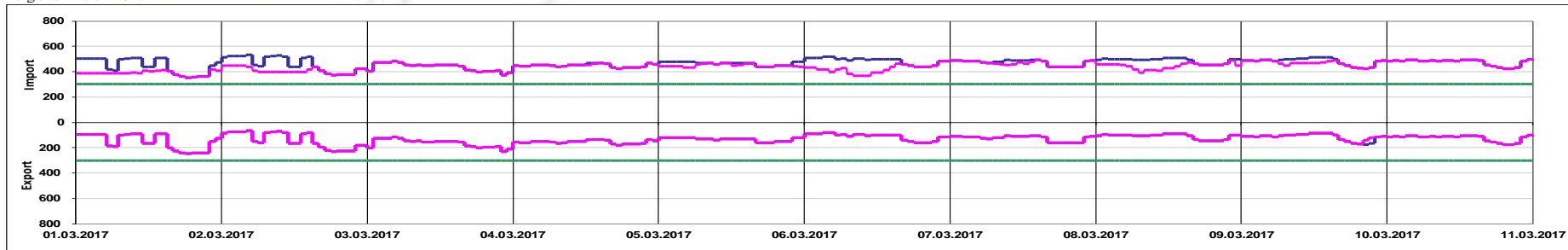


Transelectrica®
Societate Administrată în Sistem Dualist

Market for Allocation of Cross-Border Capacities

Daily Auctions on Romanian – Bulgarian border

Bulgaria March 2017



Offered Capacity on Daily Auction Import (+) / Export (-) [MW]

Allocated Capacity on Daily Auction Import (+) / Export (-) [MW]

Net Transfer Capacity (NTC) Import (+) / Export (-) [MW]

Public

Market for Allocation of Cross-Border Capacities



Transelectrica®
Societate Administrată în Sistem Dualist

Daily Auctions on Romanian – Bulgarian border

Auction Price [Euro/MWh] – Export

Day	1	2	3	4	5	6	7	8	9	10	11	12	13	14	15	16	17	18	19	20	21	22	23	24	Max
1	3.46	2.12	1.18	1.13	0.88	0.49	0.27	0.88	0.88	0.77	1.55	0.66	0.66	0.66	0.88	0.40	0.07	0.07	0.07	0.05	0.05	0.11	0.14	0.19	3.46
2	0.38	0.38	0.38	0.38	1.11	0.78	0.78	1.11	1.11	2.00	1.11	0.38	2.66	0.60	0.44	0.25	0.18	0.09	0.07	0.09	0.12	0.14	0.14	0.14	2.66
3	0.05	0.11	0.08	0.08	0.35	0.38	0.08	0.07	0.08	0.07	0.07	0.08	0.08	0.08	0.07	0.05	0.05	0.05	0.05	0.05	0.05	0.07	0.05	0.05	0.38
4	0.07	0.07	0.07	0.08	0.11	0.26	0.07	0.07	0.07	0.07	0.15	0.15	0.22	0.25	0.25	0.22	0.15	0.11	0.35	0.35	0.55	4.97	11.85	11.08	11.85
5	7.56	4.11	4.02	4.26	3.50	5.50	3.47	2.00	2.00	3.87	6.43	6.97	7.48	5.87	6.44	4.65	2.71	1.50	1.50	2.97	3.17	10.69	12.01	9.49	12.01
6	6.00	5.00	4.73	4.48	3.26	1.00	0.48	0.24	0.36	0.36	0.36	0.36	0.36	0.36	0.36	0.36	0.08	0.07	0.03	0.03	0.03	0.03	0.07	0.20	6.00
7	0.07	0.07	0.06	0.06	0.06	0.04	0.05	0.23	0.23	0.23	0.23	0.23	0.54	0.88	0.54	0.09	0.03	0.03	0.03	0.03	0.03	0.03	0.07	0.07	0.88
8	0.26	0.55	0.55	0.55	2.20	1.20	0.32	0.32	0.88	0.88	0.55	1.00	1.00	1.00	0.88	0.32	0.32	0.12	0.07	0.07	0.07	1.20	3.60	3.20	3.60
9	0.20	0.20	0.20	0.13	0.13	0.13	0.13	0.20	0.31	0.31	0.31	0.31	0.31	0.31	0.20	0.31	0.13	0.12	0.03	0.02	0.00	0.00	0.12	0.12	0.31
10	0.07	0.07	0.07	0.12	0.36	0.25	0.25	0.55	0.55	0.88	0.25	0.55	0.61	0.55	0.55	0.08	0.05	0.05	0.03	0.03	0.03	0.03	0.07	0.08	0.88
11	0.31	0.31	0.07	0.07	0.60	0.60	0.10	0.40	0.31	0.50	0.50	0.37	1.00	0.33	0.33	0.10	0.07	0.05	0.07	0.07	0.07	0.07	0.80	1.20	1.20
12	3.55	3.55	0.52	0.52	1.78	0.89	0.90	0.78	0.55	0.55	0.55	0.49	0.32	0.55	0.55	0.77	0.55	0.01	0.01	0.01	0.01	0.09	1.26	3.55	3.55
13	1.22	0.37	0.37	0.70	1.05	0.40	0.00	1.07	1.22	1.70	1.50	0.49	0.49	0.77	0.77	0.49	0.07	0.07	0.03	0.00	0.07	0.00	0.03	0.07	1.70
14	14.54	15.00	14.03	14.01	10.00	3.95	4.99	3.78	4.86	3.15	0.55	5.59	6.71	6.00	1.50	1.50	0.11	0.08	0.07	0.07	0.07	0.22	0.88	2.00	15.00
15	1.19	1.36	0.92	1.36	0.92	0.66	0.50	0.65	0.57	0.57	0.46	0.32	0.32	0.24	0.23	0.23	0.08	0.11	0.11	0.11	0.11	0.11	0.14	0.20	1.36
16	0.11	0.13	0.18	0.18	0.27	0.27	0.13	0.24	0.28	0.40	0.57	0.57	0.57	0.57	0.57	0.33	0.07	0.00	0.00	0.00	0.00	0.03	0.24	0.24	0.57
17	0.55	0.33	0.33	0.55	0.55	0.55	0.77	4.23	4.83	4.17	5.92	4.40	1.56	1.00	0.55	0.28	0.05	0.00	0.00	0.00	0.00	0.00	0.05	0.19	5.92
18	0.21	0.15	0.15	0.21	0.38	0.38	0.70	0.70	0.70	0.40	0.40	0.40	0.40	0.40	0.62	0.11	0.03	0.02	0.00	0.00	0.00	0.02	0.27	0.38	0.70
19	0.31	0.31	0.31	0.31	0.31	0.31	0.31	0.31	0.31	0.31	0.31	0.31	0.31	0.31	0.31	0.31	0.00	0.03	0.00	0.00	0.00	0.00	0.11	0.16	0.31
20	0.23	0.26	0.23	0.26	0.73	0.73	0.23	0.38	0.38	0.26	0.38	0.38	0.38	0.38	0.26	0.15	0.15	0.15	0.15	0.15	0.15	0.15	0.15	0.15	0.73
21	0.22	0.11	0.11	0.11	0.11	0.11	0.11	0.15	0.77	0.77	1.11	0.44	0.15	0.15	0.15	0.55	0.11	0.08	0.07	0.05	0.02	0.02	0.08	0.11	1.11
22	0.03	0.03	0.03	0.03	0.05	0.02	0.02	0.03	0.02	0.02	0.02	0.01	0.02	0.02	0.01	0.00	0.00	0.00	0.00	0.00	0.00	0.00	0.00	0.00	0.05
23	0.07	0.07	0.07	0.07	0.12	0.07	0.05	0.08	0.11	0.11	0.12	0.11	0.11	0.08	0.11	0.07	0.07	0.07	0.07	0.03	0.03	0.03	0.05	0.05	0.12
24	0.03	0.03	0.03	0.05	0.07	0.07	0.13	0.14	0.19	0.31	0.31	0.31	0.31	0.11	0.07	0.07	0.03	0.03	0.00	0.00	0.00	0.00	0.00	0.07	0.31
25	1.00	3.24	5.50	7.50	5.50	3.07	2.50	1.10	0.88	0.62	0.33	0.33	0.33	0.08	0.02	0.00	0.00	0.00	0.00	0.00	0.00	0.00	0.07	0.08	7.50
26	0.35	0.07		0.33	0.33	0.55	0.55	0.54	0.54	0.54	0.55	0.55	0.55	0.70	0.70	0.55	0.19	0.19	0.19	0.19	0.19	0.38	0.38	2.18	2.18
27	1.55	1.55	0.26	0.18	1.55	0.77	0.31	0.14	0.14	0.14	0.14	0.14	0.14	0.14	0.14	0.09	0.03	0.03	0.03	0.03	0.03	0.03	0.13	0.13	1.55
28	0.18	0.18	0.18	0.18	0.18	0.13	0.13	0.18	0.18	0.20	0.20	0.20	0.20	0.28	0.20	0.18	0.14	0.07	0.05	0.05	0.05	0.03	0.07	0.07	0.28
29	0.03	0.03	0.03	0.03	0.06	0.06	0.03	0.03	0.06	0.06	0.06	0.06	0.06	0.06	0.06	0.06	0.02	0.00	0.00	0.00	0.00	0.00	0.00	0.02	0.06
30	0.06	0.06	0.07	0.07	0.07	0.06	0.05	0.09	0.13	0.79	1.10	0.20	0.20	0.20	0.20	0.07	0.05	0.05	0.03	0.03	0.02	0.02	0.81	1.79	1.79
31	0.55	1.26	1.26	0.09	0.07	0.43	0.03	0.07	0.07	0.09	0.09	0.07	0.07	0.07	0.07	0.03	0.02	0.00	0.00	0.00	0.00	0.00	0.02	0.04	1.26

Bulgaria March 2017

Public

Market for Allocation of Cross-Border Capacities



Transelectrica®
Societate Administrată în Sistem Dualist

Daily Auctions on Romanian – Bulgarian border

Auction Price [Euro/MWh] – Import

Day	1	2	3	4	5	6	7	8	9	10	11	12	13	14	15	16	17	18	19	20	21	22	23	24	Max
1	0.00	0.00	0.00	0.00	0.00	0.00	0.00	0.00	0.00	0.00	0.00	0.00	0.00	0.00	0.00	0.03	0.05	0.07	0.20	0.07	0.05	0.05	0.00	0.00	0.20
2	0.00	0.00	0.00	0.00	0.00	0.00	0.00	0.00	0.00	0.00	0.00	0.00	0.00	0.00	0.00	0.02	0.05	0.06	0.07	0.05	0.05	0.05	0.00	0.03	0.07
3	0.08	0.04	0.04	0.04	0.03	0.03	0.15	0.20	0.33	0.44	0.44	0.44	0.33	0.33	0.33	0.33	0.56	0.56	0.94	0.94	0.55	0.55	0.33	0.15	0.94
4	0.02	0.03	0.03	0.02	0.02	0.03	0.04	0.03	0.04	0.03	0.02	0.02	0.00	0.00	0.01	0.02	0.03	0.04	0.04	0.04	0.04	0.03	0.02	0.02	0.04
5	0.00	0.00	0.00	0.00	0.00	0.00	0.00	0.00	0.01	0.01	0.01	0.00	0.00	0.00	0.00	0.00	0.02	0.03	0.03	0.02	0.02	0.01	0.00	0.00	0.03
6	0.00	0.00	0.00	0.00	0.00	0.00	0.00	0.00	0.00	0.00	0.00	0.00	0.00	0.00	0.00	0.00	0.36	0.36	0.66	0.41	0.41	0.36	0.16	0.07	0.66
7	0.05	0.05	0.02	0.02	0.02	0.02	0.02	0.00	0.00	0.00	0.00	0.00	0.00	0.00	0.01	0.05	0.12	0.20	0.44	0.34	0.20	0.12	0.11	0.05	0.44
8	0.00	0.00	0.00	0.00	0.00	0.00	0.00	0.00	0.00	0.00	0.00	0.00	0.00	0.00	0.00	0.00	0.07	0.09	0.19	0.15	0.09	0.03	0.00	0.00	0.19
9	0.03	0.03	0.03	0.03	0.03	0.02	0.00	0.00	0.00	0.00	0.00	0.00	0.00	0.00	0.00	0.00	0.09	0.15	0.22	0.22	0.22	0.13	0.09	0.03	0.22
10	0.03	0.03	0.03	0.01	0.01	0.01	0.01	0.01	0.01	0.01	0.01	0.01	0.01	0.01	0.01	0.01	0.07	0.19	0.22	0.25	0.33	0.22	0.07	0.03	0.33
11	0.03	0.08	0.15	0.15	0.11	0.11	0.20	0.07	0.07	0.07	0.12	0.12	0.03	0.00	0.04	0.20	0.33	0.55	0.88	0.88	0.88	0.55	0.03	0.01	0.88
12	0.00	0.00	0.03	0.03	0.00	0.00	0.01	0.00	0.00	0.00	0.00	0.00	0.00	0.00	0.00	0.01	0.03	0.07	0.11	0.11	0.08	0.06	0.01	0.00	0.11
13	0.00	0.00	0.00	0.00	0.00	0.00	0.00	0.00	0.00	0.00	0.00	0.00	0.00	0.00	0.00	0.00	0.06	0.07	0.08	0.08	0.07	0.03	0.02	0.01	0.08
14	0.01	0.01	0.01	0.01	0.00	0.00	0.00	0.00	0.00	0.00	0.00	0.00	0.00	0.00	0.00	0.00	0.01	0.03	0.11	0.11	0.07	0.04	0.01	0.01	0.11
15	0.00	0.00	0.00	0.00	0.00	0.00	0.00	0.00	0.00	0.00	0.00	0.00	0.00	0.00	0.00	0.01	0.06	0.24	0.50	0.50	0.23	0.18	0.06	0.01	0.50
16	0.08	0.08	0.07	0.07	0.02	0.01	0.01	0.00	0.00	0.00	0.00	0.00	0.00	0.00	0.00	0.01	0.11	0.44	0.57	0.55	0.46	0.18	0.07	0.01	0.57
17	0.00	0.01	0.01	0.00	0.00	0.00	0.00	0.00	0.00	0.00	0.00	0.00	0.00	0.00	0.00	0.00	0.07	0.33	0.55	0.55	0.60	0.11	0.03	0.02	0.60
18	0.00	0.00	0.00	0.00	0.00	0.00	0.00	0.00	0.00	0.00	0.00	0.00	0.00	0.00	0.00	0.01	0.05	0.18	1.00	1.00	0.66	0.06	0.01	0.01	1.00
19	0.00	0.00	0.00	0.00	0.00	0.00	0.00	0.00	0.00	0.00	0.00	0.00	0.00	0.00	0.00	0.00	0.00	0.01	0.06	0.05	0.01	0.01	0.00	0.00	0.06
20	0.01	0.01	0.01	0.01	0.00	0.00	0.00	0.00	0.00	0.00	0.00	0.00	0.00	0.00	0.00	0.01	0.35	0.33	0.40	0.40	0.40	0.35	0.13	0.03	0.40
21	0.11	0.11	0.11	0.11	0.08	0.11	0.11	0.06	0.06	0.06	0.07	0.09	0.09	0.07	0.06	0.07	0.26	0.33	0.55	0.68	0.68	0.54	0.26	0.11	0.68
22	0.15	0.33	0.26	0.26	0.07	0.09	0.26	0.05	0.05	0.03	0.03	0.13	0.06	0.06	0.26	0.55	0.66	0.66	1.00	0.75	0.66	0.66	0.66	0.55	1.00
23	0.13	0.25	0.13	0.11	0.05	0.11	0.13	0.05	0.05	0.03	0.03	0.05	0.05	0.05	0.07	0.13	0.65	0.73	1.03	1.10	0.94	1.00	0.73	0.73	1.10
24	0.10	0.10	0.09	0.07	0.01	0.01	0.03	0.01	0.00	0.00	0.01	0.01	0.01	0.01	0.01	0.03	0.25	0.65	2.21	2.21	1.66	2.21	0.45	0.10	2.21
25	0.01	0.01	0.01	0.01	0.01	0.01	0.01	0.01	0.01	0.01	0.03	0.03	0.03	0.07	0.09	0.25	0.65	1.10	1.55	1.55	1.55	1.50	0.30	0.13	1.55
26	0.06	0.00		0.01	0.01	0.01	0.01	0.01	0.01	0.01	0.01	0.01	0.01	0.00	0.01	0.01	0.07	0.55	0.55	0.44	0.13	0.33	0.06	0.03	0.55
27	0.00	0.00	0.00	0.01	0.00	0.00	0.00	0.00	0.00	0.00	0.00	0.00	0.00	0.00	0.00	0.00	0.03	0.10	0.25	0.10	0.10	0.10	0.01	0.00	0.25
28	0.03	0.04	0.04	0.07	0.03	0.03	0.01	0.00	0.00	0.00	0.00	0.00	0.00	0.00	0.00	0.01	0.07	0.17	0.94	0.81	0.81	1.03	0.46	0.07	1.03
29	0.07	0.07	0.07	0.07	0.04	0.04	0.12	0.07	0.03	0.03	0.03	0.07	0.07	0.03	0.06	0.12	0.23	4.22	5.00	5.00	2.85	2.32	2.00	0.09	5.00
30	0.01	0.01	0.01	0.01	0.01	0.01	0.07	0.01	0.01	0.00	0.00	0.01	0.00	0.00	0.01	0.01	0.07	0.23	0.57	0.57	0.33	0.07	0.01	0.01	0.57
31	0.01	0.01	0.01	0.01	0.01	0.01	0.07	0.02	0.01	0.01	0.01	0.01	0.01	0.01	0.01	0.04	0.34	2.51	3.15	3.66	3.51	3.15	0.88	0.07	3.66

Bulgaria March 2017

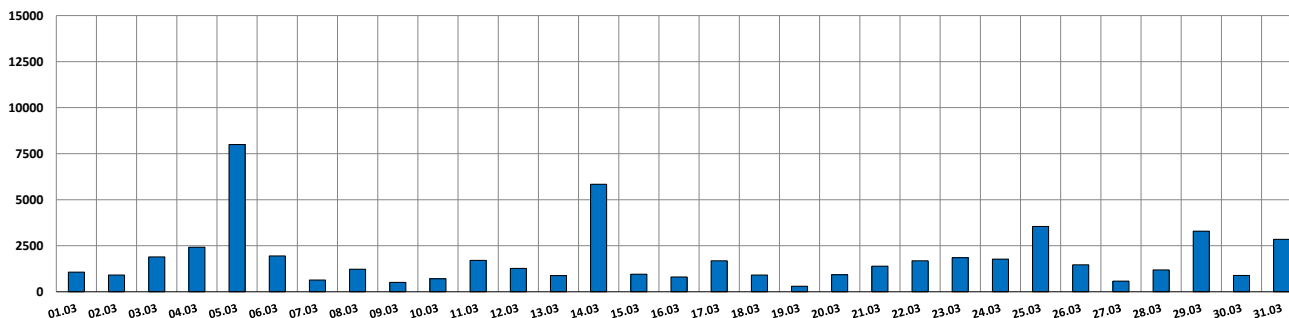
Market for Allocation of Cross-Border Capacities



Transelectrica®
Societate Administrată în Sistem Dualist

Daily Allocation on Romanian – Bulgarian border

Congestion Income RO



Day	Congestion Income border RO-BG [Euro]	Congestion Income RO [Euro]
01.03	2137	1069
02.03	1815	907
03.03	3784	1892
04.03	4844	2422
05.03	15996	7998
06.03	3885	1942
07.03	1272	636
08.03	2452	1226
09.03	1023	512
10.03	1404	702
11.03	3407	1704
12.03	2544	1272
13.03	1759	880
14.03	11673	5837
15.03	1913	957
16.03	1600	800
17.03	3372	1686
18.03	1815	907
19.03	599	300
20.03	1842	921
21.03	2772	1386
22.03	3360	1680
23.03	3696	1848
24.03	3547	1773
25.03	7086	3543
26.03	2935	1468
27.03	1155	578
28.03	2376	1188
29.03	6577	3288
30.03	1773	886
31.03	5696	2848
Total	110110	55055

Daily Income [Euro]		Remuneration UIOSI [Euro]	
RO-BG	BG-RO	RO-BG	BG-RO
64314	45796	36859	26744
110110		63602	

TSO Income (Z-R) [Euro]	RO TSO Income (Z-R) [Euro]
46508	23254

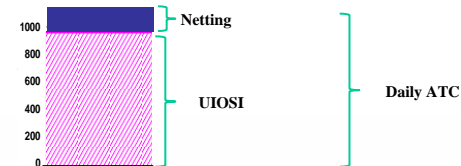
Market for Allocation of Cross-Border Capacities



Transelectrica®
Societate Administrată în Sistem Dualist

Daily Auctions on Romanian – Serbian border

Unused Capacity [MW] average value	
RO-RS	RS-RO
19	557



Serbia March 2017



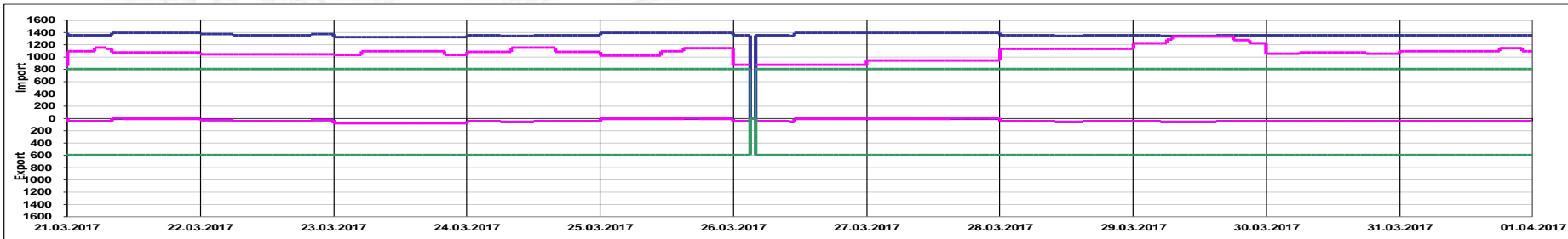
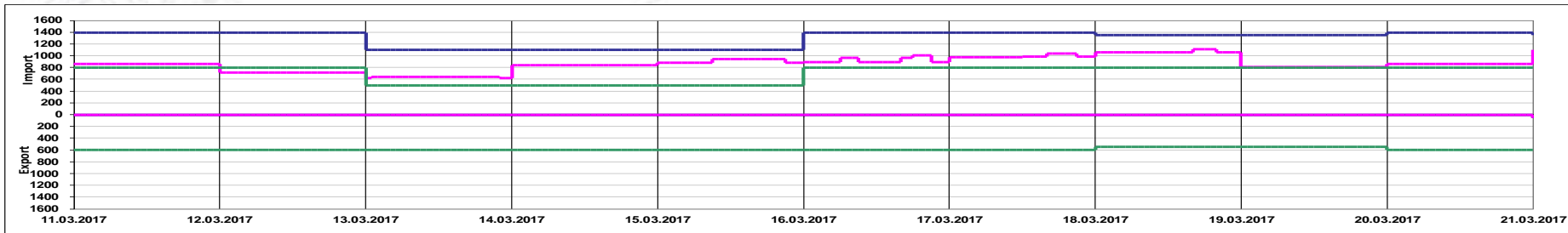
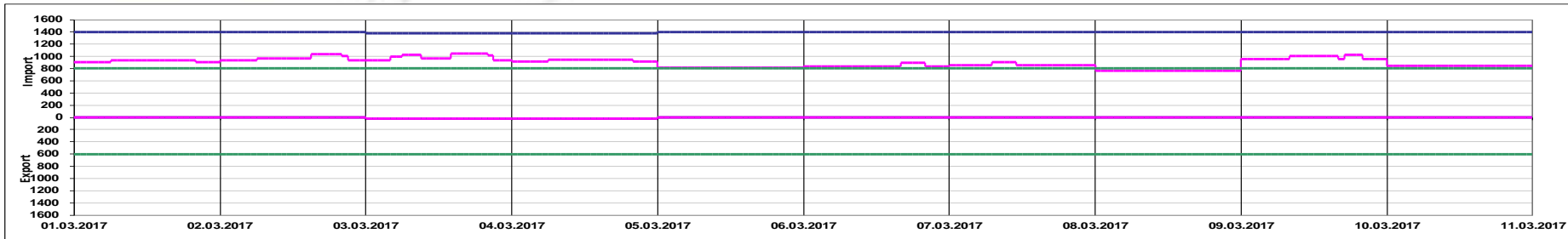


Transelectrica®
Societate Administrată în Sistem Dualist

Market for Allocation of Cross-Border Capacities

Daily Auctions on Romanian – Serbian border

Serbia March 2017



Offered Capacity on Daily Auction Import (+) / Export (-) [MW]

Allocated Capacity on Daily Auction Import (+) / Export (-) [MW]

Net Transfer Capacity (NTC) Import (+) / Export (-) [MW]



Transelectrica®
Societate Administrată în Sistem Dualist

Market for Allocation of Cross-Border Capacities

Daily Auctions on Romanian – Serbian border

Auction Price [Euro/MWh] – Export

Day	1	2	3	4	5	6	7	8	9	10	11	12	13	14	15	16	17	18	19	20	21	22	23	24	Max	
1	4.12	2.55	2.45	2.45	1.30	0.55	0.55	0.55	0.55	0.55	0.71	0.55	0.55	0.55	0.55	0.55	0.55	0.55	0.64	0.55	0.83	0.55	0.55	0.55	4.12	
2	3.55	2.55	1.55	0.55	0.55	0.55	0.55	0.88	0.71	0.55	0.58	0.55	0.55	0.55	0.55	0.55	0.55	0.55	0.55	0.55	0.55	0.55	0.55	0.55	3.55	
3	0.32	0.32	0.32	0.32	0.32	0.32	0.32	0.32	0.32	0.32	0.32	0.32	0.32	0.32	0.32	0.32	0.32	0.32	0.32	0.32	0.32	0.32	0.32	0.32	0.32	
4	0.55	0.55	0.55	0.55	0.55	0.55	0.55	0.35	0.35	2.00	4.68	8.00	9.30	9.80	9.20	6.68	5.00	5.00	5.00	5.00	8.00	10.57	15.57	15.57	15.57	
5	3.31	2.22	2.22	1.64	2.40	1.26	0.56	0.56	0.56	0.56	1.10	1.10	0.56	2.20	2.20	4.20	5.00	3.00	0.56	4.00	1.10	5.00	5.00	5.00	5.00	
6	6.00	6.00	6.00	6.00	4.00	2.00	1.00	0.27	0.27	0.27	0.27	0.27	0.27	0.27	0.27	0.27	0.27	0.27	0.27	0.27	0.27	0.27	0.27	1.00	1.26	6.00
7	0.33	0.30	0.16	0.16	0.16	0.33	0.16	0.16	0.16	0.16	0.16	0.16	0.16	0.38	0.30	0.47	0.33	0.33	0.33	0.33	0.33	0.33	0.33	0.55	0.33	0.55
8	1.68	1.68	1.68	1.68	1.68	1.11	1.11	1.11	1.11	1.11	1.11	2.22	2.22	2.22	2.22	1.11	1.11	1.11	1.11	1.11	3.52	4.12	4.12	4.12	4.12	4.12
9	2.57	2.23	2.23	2.23	2.23	2.23	2.23	2.23	2.23	2.23	2.23	2.23	2.23	2.23	2.23	2.23	2.23	2.23	2.23	2.23	2.23	2.23	2.23	2.23	2.23	2.57
10	0.55	0.55	0.55	0.55	0.55	0.55	0.55	0.55	0.55	0.56	0.56	0.56	0.56	0.56	0.56	0.56	0.56	0.55	0.55	0.55	0.55	0.55	0.55	0.55	0.55	0.56
11	3.22	3.22	3.22	3.22	3.22	3.22	1.80	1.11	2.01	2.88	2.88	2.88	2.88	2.88	2.88	0.79	1.41	1.75	1.87	0.79	1.12	0.79	2.98	3.22	3.22	3.22
12	3.11	1.55	1.11	0.88	0.77	0.77	0.77	0.77	0.55	0.55	0.55	0.55	0.55	0.55	0.55	0.58	0.77	0.77	0.77	0.77	1.55	2.77	3.11	3.11	3.11	3.11
13	4.00	4.00	4.00	4.00	3.14	3.51	4.00	4.00	4.00	4.00	4.00	3.55	3.55	3.55	3.55	3.55	3.55	5.77	6.00	6.00	6.00	6.00	6.90	7.55	7.25	7.55
14	7.25	7.51	8.00	8.00	8.00	6.55	6.55	3.39	3.39	3.55	6.55	6.55	6.55	6.55	3.55	3.39	3.39	3.39	3.39	3.39	3.39	3.39	3.39	3.39	4.12	8.00
15	0.77	0.77	0.77	0.77	0.77	0.55	0.55	0.55	0.65	0.56	0.66	0.55	0.68	0.55	0.55	0.55	0.55	0.55	0.55	0.55	0.55	0.55	0.55	0.55	0.55	0.77
16	0.35	0.35	0.35	0.35	0.35	0.35	0.35	0.35	0.35	0.35	0.35	0.35	0.35	0.35	0.35	0.35	0.35	0.35	0.35	0.35	0.35	0.35	0.35	0.35	0.35	0.35
17	1.12	1.12	1.12	1.12	1.12	0.88	0.88	3.50	3.50	3.50	3.50	3.50	0.44	0.44	0.44	0.44	0.44	0.44	0.44	0.44	0.44	0.44	0.44	0.44	0.44	3.50
18	0.35	0.35	0.35	0.35	0.35	0.35	0.35	0.35	0.35	0.35	0.35	0.35	0.58	0.88	0.88	0.47	0.52	0.64	0.50	0.50	0.40	0.35	1.60	2.30	2.30	2.30
19	0.55	0.55	0.55	0.55	0.55	0.55	0.55	0.55	0.55	0.55	0.55	0.55	0.55	0.55	0.55	0.55	0.55	0.55	0.55	0.55	0.55	0.55	0.55	0.55	0.55	0.55
20	0.55	0.55	0.55	0.55	0.55	0.55	0.55	0.55	0.55	0.55	0.55	0.55	0.55	0.55	0.55	0.55	0.55	0.55	0.55	0.55	0.55	0.55	0.55	0.55	0.55	0.55
21	0.05	0.00	0.00	0.00	0.00	0.00	0.00	0.00	0.55	0.55	0.55	0.62	0.62	0.62	0.62	0.62	0.62	0.62	0.62	0.62	0.62	0.62	0.62	0.62	0.62	0.62
22	0.55	0.55	0.55	0.55	0.55	0.55	0.15	0.15	0.15	0.45	0.45	0.45	0.45	0.45	0.45	0.45	0.45	0.45	0.45	0.45	0.45	0.56	0.65	0.65	0.65	0.65
23	0.22	0.22	0.22	0.22	0.22	0.22	0.09	0.09	0.09	0.09	0.09	0.09	0.09	0.09	0.09	0.09	0.09	0.09	0.09	0.09	0.09	0.09	0.22	0.22	0.22	0.22
24	0.55	0.55	0.55	0.55	0.53	0.14	0.07	0.07	0.07	0.07	0.07	0.07	0.14	0.14	0.14	0.14	0.14	0.14	0.17	0.17	0.17	0.30	0.44	0.44	0.55	0.55
25	1.18	2.20	4.95	6.00	5.55	2.20	2.20	1.11	1.11	0.88	0.55	0.55	0.55	0.55	0.55	0.55	0.55	0.55	0.77	0.77	0.77	0.77	0.77	0.77	0.77	6.00
26	0.07	0.07		0.07	0.07	0.07	0.07	0.07	0.07	0.07	0.03	0.44	1.03	1.03	1.03	1.03	1.03	1.03	1.03	1.03	1.03	1.03	1.03	1.03	1.03	1.03
27	0.87	0.87	0.87	0.87	0.87	0.33	0.33	0.55	0.55	0.55	0.55	0.55	0.28	0.28	0.28	0.55	0.55	0.55	1.00	1.00	0.55	0.55	0.55	0.55	1.00	1.00
28	1.28	1.28	1.28	1.28	1.28	0.60	0.25	0.25	0.25	0.25	0.22	0.22	0.22	0.22	0.22	0.25	0.25	0.25	0.25	0.25	0.25	0.25	0.25	0.25	0.25	1.28
29	0.13	2.01	2.01	2.01	2.01	0.13	0.13	0.08	0.08	0.08	0.08	0.08	0.08	0.08	0.08	0.13	0.13	0.13	0.13	0.13	0.13	0.13	0.13	0.13	0.13	2.01
30	0.45	0.45	0.45	0.45	0.45	0.45	0.45	0.45	0.45	0.45	0.45	0.45	0.45	0.45	0.45	0.45	0.45	0.45	0.45	1.75	1.75	2.62	3.00	3.00	3.00	3.00
31	1.13	1.33	1.33	1.12	0.68	0.45	0.45	0.33	0.33	0.33	0.33	0.33	0.33	0.33	0.33	0.33	0.33	0.45	0.45	0.45	0.45	0.45	0.45	0.45	0.45	1.33

Serbia March 2017

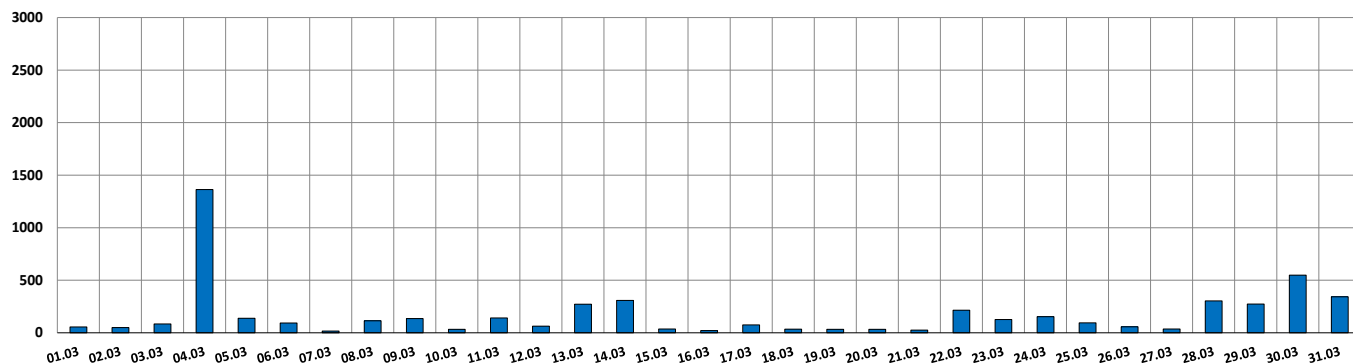
Market for Allocation of Cross-Border Capacities



Transelectrica®
Societate Administrată în Sistem Dualist

Daily Allocation on Romanian – Serbian border

Congestion Income RO



Day	Congestion Income border RO-RS [Euro]	Congestion Income RO [Euro]
01.03	110	55
02.03	99	49
03.03	169	84
04.03	2726	1363
05.03	277	138
06.03	187	93
07.03	33	16
08.03	227	113
09.03	269	135
10.03	64	32
11.03	281	141
12.03	127	64
13.03	543	272
14.03	616	308
15.03	73	36
16.03	42	21
17.03	150	75
18.03	69	35
19.03	66	33
20.03	64	32
21.03	50	25
22.03	428	214
23.03	253	127
24.03	305	153
25.03	188	94
26.03	113	56
27.03	73	37
28.03	606	303
29.03	545	273
30.03	1096	548
31.03	686	343
Total	10535	5267

Daily Income [Euro]		Remuneration UIOSI [Euro]	
RO-RS	RS-RO	RO-RS	RS-RO
10535	0	10569	0
10535		10569	

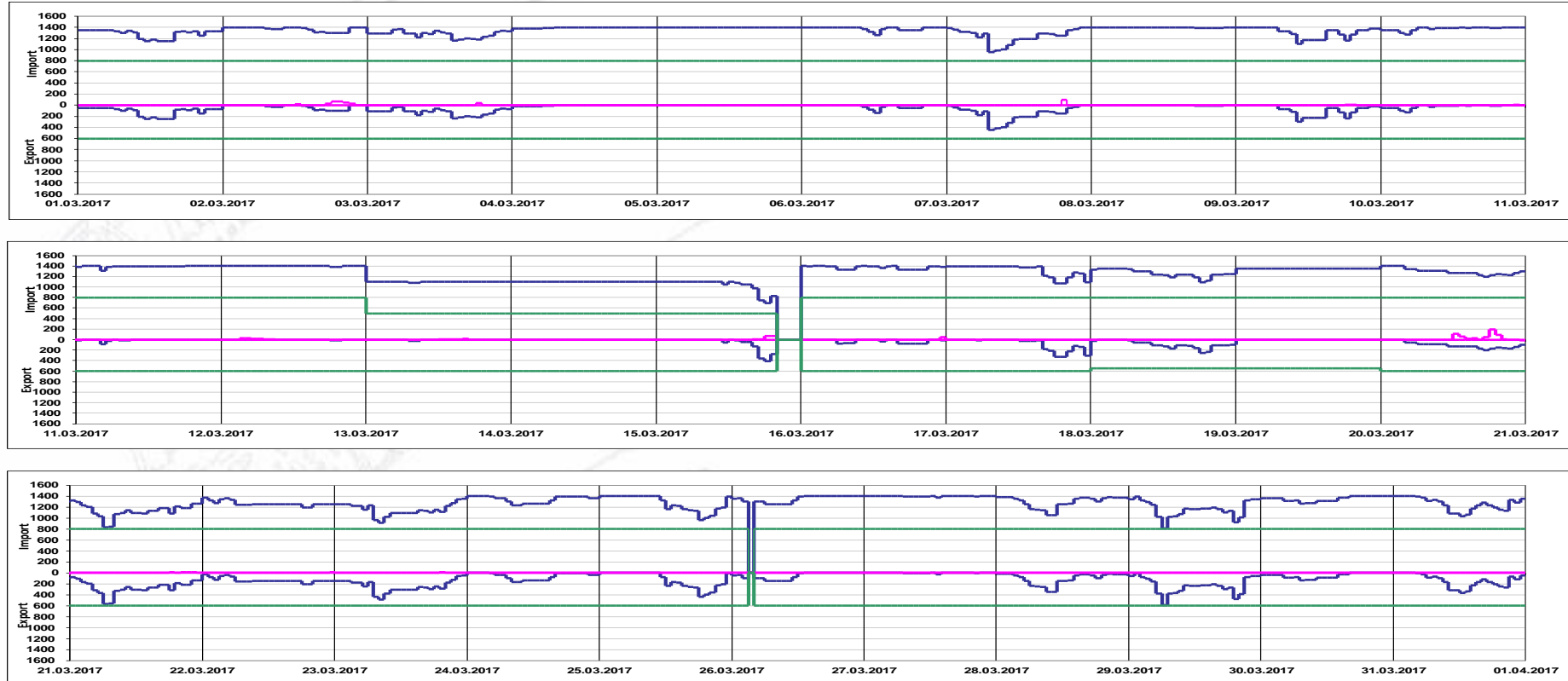
TSO Income (Z-R) [Euro]	RO TSO Income (Z-R) [Euro]
0	0



Transelectrica®
Societate Administrată în Sistem Dualist

Intraday Auctions on Romanian – Serbian border

Serbia March 2017



Offered Capacity on Intraday Auction Import (+) / Export (-) [MW]

Allocated Capacity on Intraday Auction Import (+) / Export (-) [MW]

Net Transfer Capacity (NTC) Import (+) / Export (-) [MW]

Note: Due to technical issues on Serbian IT platform, intraday auction was canceled for 15.03.2017, session 6 (21:00 – 24:00 CET).

Market for Allocation of Cross-Border Capacities



Transelectrica®
Societate Administrată în Sistem Dualist

Intraday Auctions on Romanian – Serbian border

Auction Price [Euro/MWh] - Export

Day	1	2	3	4	5	6	7	8	9	10	11	12	13	14	15	16	17	18	19	20	21	22	23	24	Max
1	0.00	0.00	0.00	0.00	0.00	0.00	0.00	0.00	0.00	0.00	0.00	0.00	0.00	0.00	0.00	0.00	0.00	0.00	0.00	0.00	0.00	0.00	0.00	0.00	0.00
2	-	-	-	-	0.00	0.00	0.00	0.00	0.00	0.00	0.00	0.00	0.00	0.00	0.00	0.00	0.00	0.00	0.00	0.00	0.00	0.00	0.00	0.00	0.00
3	0.00	0.00	0.00	0.00	0.00	0.00	0.00	0.00	0.00	0.00	0.00	0.00	0.00	0.00	0.00	0.00	0.00	0.00	0.00	0.00	0.00	0.00	0.00	0.00	0.00
4	0.00	0.00	0.00	0.00	0.00	0.00	0.00	-	-	-	-	-	-	-	-	-	-	-	-	-	-	-	-	-	-
5	-	-	-	-	-	-	-	-	-	-	-	-	-	-	-	-	-	-	-	-	-	-	-	-	-
6	-	-	-	-	-	-	-	0.00	0.00	0.00	0.00	0.00	0.00	0.00	0.00	0.00	0.00	0.00	0.00	0.00	0.00	0.00	0.00	0.00	0.00
7	0.00	0.00	0.00	0.00	0.00	0.00	0.00	0.00	0.00	0.00	0.00	0.00	0.00	0.00	0.00	0.00	0.00	0.00	0.00	0.00	0.00	0.00	0.00	0.00	0.00
8	-	-	-	-	-	-	0.00	0.00	0.00	-	-	-	-	-	-	-	-	0.00	0.00	0.00	0.00	0.00	0.00	-	-
9	-	-	-	-	-	0.00	0.00	0.00	0.00	0.00	0.00	0.00	0.00	0.00	0.00	0.00	0.00	0.00	0.00	0.00	0.00	0.00	0.00	0.00	0.00
10	0.00	0.00	0.00	0.00	0.00	0.00	-	-	0.00	0.00	0.00	0.00	0.00	-	0.00	-	-	0.00	0.00	0.00	0.00	-	-	-	-
11	0.00	-	-	-	0.00	0.00	0.00	0.00	0.00	0.00	0.00	0.00	0.00	0.00	0.00	0.00	0.00	0.00	-	0.00	-	0.00	-	-	-
12	-	-	-	-	-	-	-	-	-	-	-	-	-	-	-	-	-	-	0.00	0.00	-	-	-	-	-
13	0.00	-	-	-	-	-	-	0.00	0.00	-	-	-	-	-	-	-	-	-	-	-	-	-	-	-	-
14	-	-	-	-	-	-	-	0.00	0.00	-	-	-	-	-	-	0.00	0.00	0.00	0.00	0.00	0.00	0.00	0.00	0.00	0.00
15	-	-	-	-	-	0.00	0.00	-	-	-	-	0.00	0.00	0.00	0.00	0.00	0.00	0.00	0.00	0.00	0.00	-	-	-	-
16	0.00	0.00	0.00	0.00	0.00	0.00	0.00	0.00	0.00	0.00	0.00	0.00	0.00	0.00	0.00	0.00	0.00	0.00	0.00	0.00	0.00	0.00	0.00	0.00	0.00
17	0.00	0.00	0.00	0.00	0.00	0.00	0.00	0.00	0.00	0.00	0.00	0.00	0.00	0.00	0.00	0.00	0.00	0.00	0.00	0.00	0.00	0.00	0.00	0.00	0.00
18	0.00	0.00	0.00	0.00	0.00	0.00	0.00	0.00	0.00	0.00	0.00	0.00	0.00	0.00	0.00	0.00	0.00	0.00	0.00	0.00	0.00	0.00	0.00	0.00	0.00
19	-	-	-	-	-	-	-	-	-	-	-	-	-	-	-	-	-	-	-	-	-	-	-	-	-
20	-	-	-	-	0.00	0.00	0.00	0.00	0.00	0.00	0.00	0.00	0.00	0.00	0.00	0.00	0.00	0.00	0.00	0.00	0.00	0.00	0.00	0.00	0.00
21	0.00	0.00	0.00	0.00	0.00	0.00	0.00	0.00	0.00	0.00	0.00	0.00	0.00	0.00	0.00	0.00	0.00	0.00	0.00	0.00	0.00	0.00	0.00	0.00	0.00
22	0.00	0.00	0.00	0.00	0.00	0.00	0.00	0.00	0.00	0.00	0.00	0.00	0.00	0.00	0.00	0.00	0.00	0.00	0.00	0.00	0.00	0.00	0.00	0.00	0.00
23	0.00	0.00	0.00	0.00	0.00	0.00	0.00	0.00	0.00	0.00	0.00	0.00	0.00	0.00	0.00	0.00	0.00	0.00	0.00	0.00	0.00	0.00	0.00	0.00	0.00
24	0.00	0.00	0.00	0.00	0.00	0.00	0.00	0.00	0.00	0.00	0.00	0.00	0.00	0.00	0.00	0.00	0.00	0.00	0.00	0.00	0.00	0.00	0.00	0.00	0.00
25	-	-	-	-	-	-	-	-	-	-	0.00	0.00	0.00	0.00	0.00	0.00	0.00	0.00	0.00	0.00	0.00	0.00	0.00	0.00	0.00
26	0.00	0.00	-	0.00	0.00	0.00	0.00	0.00	0.00	0.00	0.00	0.00	0.00	0.00	0.00	0.00	0.00	0.00	0.00	0.00	0.00	0.00	0.00	0.00	0.00
27	0.00	0.00	0.00	0.00	0.00	0.00	-	0.00	0.00	0.00	0.00	0.00	0.00	0.00	0.00	0.00	0.00	0.00	0.00	0.00	0.00	0.00	0.00	0.00	0.00
28	0.00	0.00	0.00	0.00	0.00	0.00	0.00	0.00	0.00	0.00	0.00	0.00	0.00	0.00	0.00	0.00	0.00	0.00	0.00	0.00	0.00	0.00	0.00	0.00	0.00
29	0.00	0.00	0.00	0.00	0.00	0.00	0.00	0.00	0.00	0.00	0.00	0.00	0.00	0.00	0.00	0.00	0.00	0.00	0.00	0.00	0.00	0.00	0.00	0.00	0.00
30	0.00	0.00	0.00	0.00	0.00	0.00	0.00	0.00	0.00	0.00	0.00	0.00	0.00	0.00	0.00	0.00	0.00	0.00	0.00	0.00	-	-	-	-	-
31	-	-	-	-	0.00	0.00	0.00	0.00	0.00	0.00	0.00	0.00	0.00	0.00	0.00	0.00	0.00	0.00	0.00	0.00	0.00	0.00	0.00	0.00	0.00

Serbia March 2017

Note: Due to technical issues on Serbian IT platform, intraday auction was canceled for 15.03.2017, session 6 (21:00 – 24:00 CET).

Public



Transelectrica®
Societate Administrată în Sistem Dualist

Market for Allocation of Cross-Border Capacities

Intraday Auctions on Romanian – Serbian border

Auction Price [Euro/MWh] - Import

Day	1	2	3	4	5	6	7	8	9	10	11	12	13	14	15	16	17	18	19	20	21	22	23	24	Max	
1	0.00	0.00	0.00	0.00	0.00	0.00	0.00	0.00	0.00	0.00	0.00	0.00	0.00	0.00	0.00	0.00	0.00	0.00	0.00	0.00	0.00	0.00	0.00	0.00	0.00	0.00
2	0.00	0.00	0.00	0.00	0.00	0.00	0.00	0.00	0.00	0.00	0.00	0.00	0.00	0.00	0.00	0.00	0.00	0.00	0.00	0.00	0.00	0.00	0.00	0.00	0.00	0.00
3	0.00	0.00	0.00	0.00	0.00	0.00	0.00	0.00	0.00	0.00	0.00	0.00	0.00	0.00	0.00	0.00	0.00	0.00	0.00	0.00	0.00	0.00	0.00	0.00	0.00	0.00
4	0.00	0.00	0.00	0.00	0.00	0.00	0.00	0.00	0.00	0.00	0.00	0.00	0.00	0.00	0.00	0.00	0.00	0.00	0.00	0.00	0.00	0.00	0.00	0.00	0.00	0.00
5	0.00	0.00	0.00	0.00	0.00	0.00	0.00	0.00	0.00	0.00	0.00	0.00	0.00	0.00	0.00	0.00	0.00	0.00	0.00	0.00	0.00	0.00	0.00	0.00	0.00	0.00
6	0.00	0.00	0.00	0.00	0.00	0.00	0.00	0.00	0.00	0.00	0.00	0.00	0.00	0.00	0.00	0.00	0.00	0.00	0.00	0.00	0.00	0.00	0.00	0.00	0.00	0.00
7	0.00	0.00	0.00	0.00	0.00	0.00	0.00	0.00	0.00	0.00	0.00	0.00	0.00	0.00	0.00	0.00	0.00	0.00	0.00	0.00	0.00	0.00	0.00	0.00	0.00	0.00
8	0.00	0.00	0.00	0.00	0.00	0.00	0.00	0.00	0.00	0.00	0.00	0.00	0.00	0.00	0.00	0.00	0.00	0.00	0.00	0.00	0.00	0.00	0.00	0.00	0.00	0.00
9	0.00	0.00	0.00	0.00	0.00	0.00	0.00	0.00	0.00	0.00	0.00	0.00	0.00	0.00	0.00	0.00	0.00	0.00	0.00	0.00	0.00	0.00	0.00	0.00	0.00	0.00
10	0.00	0.00	0.00	0.00	0.00	0.00	0.00	0.00	0.00	0.00	0.00	0.00	0.00	0.00	0.00	0.00	0.00	0.00	0.00	0.00	0.00	0.00	0.00	0.00	0.00	0.00
11	0.00	0.00	0.00	0.00	0.00	0.00	0.00	0.00	0.00	0.00	0.00	0.00	0.00	0.00	0.00	0.00	0.00	0.00	0.00	0.00	0.00	0.00	0.00	0.00	0.00	0.00
12	0.00	0.00	0.00	0.00	0.00	0.00	0.00	0.00	0.00	0.00	0.00	0.00	0.00	0.00	0.00	0.00	0.00	0.00	0.00	0.00	0.00	0.00	0.00	0.00	0.00	0.00
13	0.00	0.00	0.00	0.00	0.00	0.00	0.00	0.00	0.00	0.00	0.00	0.00	0.00	0.00	0.00	0.00	0.00	0.00	0.00	0.00	0.00	0.00	0.00	0.00	0.00	0.00
14	0.00	0.00	0.00	0.00	0.00	0.00	0.00	0.00	0.00	0.00	0.00	0.00	0.00	0.00	0.00	0.00	0.00	0.00	0.00	0.00	0.00	0.00	0.00	0.00	0.00	0.00
15	0.00	0.00	0.00	0.00	0.00	0.00	0.00	0.00	0.00	0.00	0.00	0.00	0.00	0.00	0.00	0.00	0.00	0.00	0.00	0.00	0.00	0.00	0.00	0.00	0.00	0.00
16	0.00	0.00	0.00	0.00	0.00	0.00	0.00	0.00	0.00	0.00	0.00	0.00	0.00	0.00	0.00	0.00	0.00	0.00	0.00	0.00	0.00	0.00	0.00	0.00	0.00	0.00
17	0.00	0.00	0.00	0.00	0.00	0.00	0.00	0.00	0.00	0.00	0.00	0.00	0.00	0.00	0.00	0.00	0.00	0.00	0.00	0.00	0.00	0.00	0.00	0.00	0.00	0.00
18	0.00	0.00	0.00	0.00	0.00	0.00	0.00	0.00	0.00	0.00	0.00	0.00	0.00	0.00	0.00	0.00	0.00	0.00	0.00	0.00	0.00	0.00	0.00	0.00	0.00	0.00
19	0.00	0.00	0.00	0.00	0.00	0.00	0.00	0.00	0.00	0.00	0.00	0.00	0.00	0.00	0.00	0.00	0.00	0.00	0.00	0.00	0.00	0.00	0.00	0.00	0.00	0.00
20	0.00	0.00	0.00	0.00	0.00	0.00	0.00	0.00	0.00	0.00	0.00	0.00	0.00	0.00	0.00	0.00	0.00	0.00	0.00	0.00	0.00	0.00	0.00	0.00	0.00	0.00
21	0.00	0.00	0.00	0.00	0.00	0.00	0.00	0.00	0.00	0.00	0.00	0.00	0.00	0.00	0.00	0.00	0.00	0.00	0.00	0.00	0.00	0.00	0.00	0.00	0.00	0.00
22	0.00	0.00	0.00	0.00	0.00	0.00	0.00	0.00	0.00	0.00	0.00	0.00	0.00	0.00	0.00	0.00	0.00	0.00	0.00	0.00	0.00	0.00	0.00	0.00	0.00	0.00
23	0.00	0.00	0.00	0.00	0.00	0.00	0.00	0.00	0.00	0.00	0.00	0.00	0.00	0.00	0.00	0.00	0.00	0.00	0.00	0.00	0.00	0.00	0.00	0.00	0.00	0.00
24	0.00	0.00	0.00	0.00	0.00	0.00	0.00	0.00	0.00	0.00	0.00	0.00	0.00	0.00	0.00	0.00	0.00	0.00	0.00	0.00	0.00	0.00	0.00	0.00	0.00	0.00
25	0.00	0.00	0.00	0.00	0.00	0.00	0.00	0.00	0.00	0.00	0.00	0.00	0.00	0.00	0.00	0.00	0.00	0.00	0.00	0.00	0.00	0.00	0.00	0.00	0.00	0.00
26	0.00	0.00	0.00	0.00	0.00	0.00	0.00	0.00	0.00	0.00	0.00	0.00	0.00	0.00	0.00	0.00	0.00	0.00	0.00	0.00	0.00	0.00	0.00	0.00	0.00	0.00
27	0.00	0.00	0.00	0.00	0.00	0.00	0.00	0.00	0.00	0.00	0.00	0.00	0.00	0.00	0.00	0.00	0.00	0.00	0.00	0.00	0.00	0.00	0.00	0.00	0.00	0.00
28	0.00	0.00	0.00	0.00	0.00	0.00	0.00	0.00	0.00	0.00	0.00	0.00	0.00	0.00	0.00	0.00	0.00	0.00	0.00	0.00	0.00	0.00	0.00	0.00	0.00	0.00
29	0.00	0.00	0.00	0.00	0.00	0.00	0.00	0.00	0.00	0.00	0.00	0.00	0.00	0.00	0.00	0.00	0.00	0.00	0.00	0.00	0.00	0.00	0.00	0.00	0.00	0.00
30	0.00	0.00	0.00	0.00	0.00	0.00	0.00	0.00	0.00	0.00	0.00	0.00	0.00	0.00	0.00	0.00	0.00	0.00	0.00	0.00	0.00	0.00	0.00	0.00	0.00	0.00
31	0.00	0.00	0.00	0.00	0.00	0.00	0.00	0.00	0.00	0.00	0.00	0.00	0.00	0.00	0.00	0.00	0.00	0.00	0.00	0.00	0.00	0.00	0.00	0.00	0.00	0.00

Serbia March 2017

Note: Due to technical issues on Serbian IT platform, intraday auction was canceled for 15.03.2017, session 6 (21:00 – 24:00 CET).

Public



Transelectrica®
Societate Administrată în Sistem Dualist

Market for Allocation of Cross-Border Capacities

Statistics on Monthly Auction

	March 2017	1	2	3	4	5	6	7	8	9	10	11	12	13	14	15	16	17	18	19	20	21	22	23	24	25	26	27	28	29	30	31
Hungary export	Number of Capacity Traders	26	26	26	26	26	26	26	26	26	26	26	26	26	26	26	26	26	26	26	26	26	26	26	26	26	26	26	26	26	26	26
	Number of Capacity Holders	9	9	9	9	9	9	9	9	9	9	9	9	9	9	9	9	9	9	9	9	9	9	9	9	9	9	9	9	9	9	9
	Number of Bids	151	151	151	151	151	151	151	151	151	151	151	151	151	151	151	151	151	151	151	151	151	151	151	151	151	151	151	151	151	151	151
Hungary import	Number of Capacity Traders	20	20	20	20	20	20	20	20	20	20	20	20	20	20	20	20	20	20	20	20	20	20	20	20	20	20	20	20	20	20	
	Number of Capacity Holders	7	7	7	7	7	7	7	7	7	7	7	7	7	7	7	7	7	7	7	7	7	7	7	7	7	7	7	7	7	7	
	Number of Bids	83	83	83	83	83	83	83	83	83	83	83	83	83	83	83	83	83	83	83	83	83	83	83	83	83	83	83	83	83	83	83
Bulgaria export	Number of Capacity Traders	16	16	16	16	16	16	16	16	16	16	16	16	16	16	16	16	16	16	16	16	16	16	16	16	16	16	16	16	16	16	
	Number of Capacity Holders	8	8	8	8	8	8	8	8	8	8	8	8	8	8	8	8	8	8	8	8	8	8	8	8	8	8	8	8	8	8	
	Number of Bids	60	60	60	60	60	60	60	60	60	60	60	60	60	60	60	60	60	60	60	60	60	60	60	60	60	60	60	60	60	60	60
Bulgaria import	Number of Capacity Traders	15	15	15	15	15	15	15	15	15	15	15	15	15	15	15	15	15	15	15	15	15	15	15	15	15	15	15	15	15	15	
	Number of Capacity Holders	7	7	7	7	7	7	7	7	7	7	7	7	7	7	7	7	7	7	7	7	7	7	7	7	7	7	7	7	7	7	
	Number of Bids	54	54	54	54	54	54	54	54	54	54	54	54	54	54	54	54	54	54	54	54	54	54	54	54	54	54	54	54	54	54	54
Serbia export	Number of Capacity Traders	15	15	15	15	15	15	15	15	15	15	15	15	15	15	15	15	15	15	15	15	15	15	15	15	15	15	15	15	15	15	
	Number of Capacity Holders	9	9	9	9	9	9	9	9	9	9	9	9	9	9	9	9	9	9	9	9	9	9	9	9	9	9	9	9	9	9	
	Number of Bids	76	76	76	76	76	76	76	76	76	76	76	76	76	76	76	76	76	76	76	76	76	76	76	76	76	76	76	76	76	76	76
Serbia import	Number of Capacity Traders	11	11	11	11	11	11	11	11	11	11	11	11	9	9	9	3/6	3/6	3/6	3/6	3/6	3/6	3/6	3/6	3/6	3/6	3/6	3/6	3/6	3/6	3/6	3/6
	Number of Capacity Holders	10	10	10	10	10	10	10	10	10	10	10	10	9	9	9	1/6	1/6	1/6	1/6	1/6	1/6	1/6	1/6	1/6	1/6	1/6	1/6	1/6	1/6	1/6	
	Number of Bids	23	23	23	23	23	23	23	23	23	23	23	23	20	20	20	3/14	3/14	3/14	3/14	3/14	3/14	3/14	3/14	3/14	3/14	3/14	3/14	3/14	3/14	3/14	
Ukraine export	Number of Capacity Traders	-	-	-	-	-	-	-	-	-	-	-	-	-	-	-	-	-	-	-	-	-	-	-	-	-	-	-	-	-	-	
	Number of Capacity Holders	-	-	-	-	-	-	-	-	-	-	-	-	-	-	-	-	-	-	-	-	-	-	-	-	-	-	-	-	-	-	
	Number of Bids	-	-	-	-	-	-	-	-	-	-	-	-	-	-	-	-	-	-	-	-	-	-	-	-	-	-	-	-	-	-	
Ukraine import	Number of Capacity Traders	7	7	7	7	7	7	7	7	7	7	7	7	-	-	-	7	7	7	7	7	7	7	7	7	7	7	7	7	7	7	
	Number of Capacity Holders	5	5	5	5	5	5	5	5	5	5	5	5	-	-	-	5	5	5	5	5	5	5	5	5	5	5	5	5	5	5	
	Number of Bids	22	22	22	22	22	22	22	22	22	22	22	22	-	-	-	22	22	22	22	22	22	22	22	22	22	22	22	22	22	21	
Moldavia import RO_Cioara	Number of Capacity Traders	-	-	-	-	-	-	-	-	-	-	-	-	-	-	-	-	-	-	-	-	-	-	-	-	-	-	-	-	-	-	
	Number of Capacity Holders	-	-	-	-	-	-	-	-	-	-	-	-	-	-	-	-	-	-	-	-	-	-	-	-	-	-	-	-	-	-	
	Number of Bids	-	-	-	-	-	-	-	-	-	-	-	-	-	-	-	-	-	-	-	-	-	-	-	-	-	-	-	-	-	-	
Moldavia import RO_Costesti	Number of Capacity Traders	-	-	-	-	-	-	-	-	-	-	-	-	-	-	-	-	-	-	-	-	-	-	-	-	-	-	-	-	-	-	
	Number of Capacity Holders	-	-	-	-	-	-	-	-	-	-	-	-	-	-	-	-	-	-	-	-	-	-	-	-	-	-	-	-	-	-	
	Number of Bids	-	-	-	-	-	-	-	-	-	-	-	-	-	-	-	-	-	-	-	-	-	-	-	-	-	-	-	-	-	-	
Moldavia import RO_Vulcanesti	Number of Capacity Traders	-	-	-	-	-	-	-	-	-	-	-	-	-	-	-	-	-	-	-	-	-	-	-	-	-	-	-	-	-	-	
	Number of Capacity Holders	-	-	-	-	-	-	-	-	-	-	-	-	-	-	-	-	-	-	-	-	-	-	-	-	-	-	-	-	-	-	
	Number of Bids	-	-	-	-	-	-	-	-	-	-	-	-	-	-	-	-	-	-	-	-	-	-	-	-	-	-	-	-	-	-	

* first auction value/second auction value on import direction from Serbia, during the period 16 – 31.03.2017.

March 2017	Maximum	Minimum
Number of Capacity Traders	26	3
Number of Capacity Holders	10	1
Number of Bids	151	14

Market for Allocation of Cross-Border Capacities



Transelectrica®
Societate Administrată în Sistem Dualist

Statistics on Daily Auctions

March 2017		Daily Auctions																														
		1	2	3	4	5	6	7	8	9	10	11	12	13	14	15	16	17	18	19	20	21	22	23	24	25	26	27	28	29	30	31
Serbia Export	Maximum Number of Capacity Traders	5	6	5	8	4	5	4	5	6	6	6	4	5	6	6	5	6	6	2	2	6	7	6	6	7	5	5	8	6	8	7
	Maximum Number of Capacity Holders	2	2	2	3	2	2	3	2	2	3	2	2	3	3	3	2	2	2	2	2	5	4	4	4	3	5	2	4	4	4	
	Maximum Number of Bids	6	6	8	16	7	8	7	8	10	10	9	7	9	9	10	8	10	10	5	5	9	12	13	13	8	7	6	13	13	19	16
Serbia Import	Maximum Number of Capacity Traders	5	7	7	6	6	6	6	5	7	7	7	4	4	6	7	7	6	8	4	5	7	7	7	8	6	4	4	6	10	8	8
	Maximum Number of Capacity Holders	5	7	7	6	6	6	6	5	7	7	7	4	4	6	7	7	6	8	4	5	7	7	7	8	6	4	4	6	10	8	8
	Maximum Number of Bids	17	20	20	18	17	17	18	15	22	18	18	14	13	17	19	19	21	24	16	17	21	22	24	26	22	17	18	22	29	24	26
Bulgaria Export	Maximum Number of Capacity Traders	10	8	8	7	7	6	7	9	8	7	8	5	6	9	9	8	9	7	4	6	8	7	7	8	9	5	5	6	8	8	8
	Maximum Number of Capacity Holders	7	6	5	5	3	3	4	6	6	5	5	5	5	4	5	5	6	6	4	3	5	7	5	8	7	3	3	5	8	8	7
	Maximum Number of Bids	22	21	19	22	18	16	18	21	18	19	21	15	17	23	21	20	20	18	10	13	17	14	16	17	20	16	14	17	22	22	24
Bulgaria Import	Maximum Number of Capacity Traders	8	9	11	9	8	9	11	8	10	9	12	7	6	10	12	11	11	12	7	10	12	14	15	13	14	9	10	13	15	12	15
	Maximum Number of Capacity Holders	8	9	11	9	8	8	10	8	10	9	11	7	6	10	11	9	11	11	7	8	12	12	13	12	12	9	9	13	13	12	13
	Maximum Number of Bids	19	24	34	28	21	22	27	23	26	26	28	19	17	25	29	28	28	29	19	23	27	31	32	30	32	26	23	31	32	31	33

Note: In the table are presented the daily maximum hourly values.

Market for Allocation of Cross-Border Capacities



Transelectrica®
Societate Administrată în Sistem Dualist

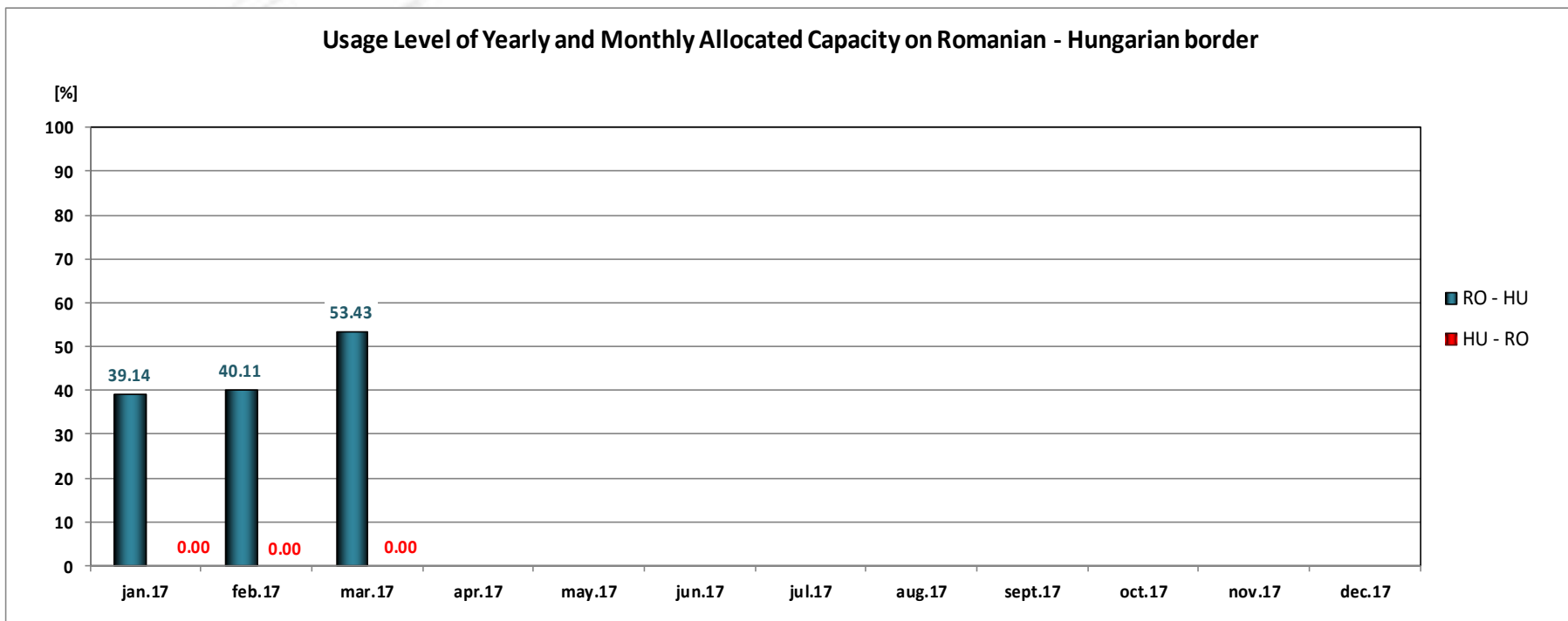
Statistics on Intraday Auctions

March 2017	Intraday Auctions	1	2	3	4	5	6	7	8	9	10	11	12	13	14	15	16	17	18	19	20	21	22	23	24	25	26	27	28	29	30	31
Hungary Export	Maximum Number of Capacity Traders	1	1	1	1	0	1	2	1	2	1	1	1	1	1	0	1	1	1	1	2	1	1	1	1	0	0	1	2	1	3	1
	Maximum Number of Capacity Holders	1	1	1	1	-	1	2	1	2	1	1	1	1	1	-	1	1	1	1	2	1	1	1	1	1	-	-	1	2	1	3
Hungary Import	Maximum Number of Capacity Traders	1	1	2	0	0	1	1	1	1	1	1	1	2	1	1	1	1	0	0	3	1	1	3	1	0	0	1	2	3	1	1
	Maximum Number of Capacity Holders	1	1	2	-	-	1	1	1	1	1	1	1	2	1	1	1	1	-	-	3	1	1	2	1	-	-	1	2	3	1	1
Serbia Export	Maximum Number of Capacity Traders	0	0	0	0	-	0	1	0	1	0	0	0	0	0	0	0	0	0	-	1	0	1	0	0	0	0	0	0	0	0	
	Maximum Number of Capacity Holders	-	-	-	-	-	-	1	-	1	-	-	-	-	-	-	-	-	-	-	1	-	1	-	-	-	0	-	-	-	-	
Serbia Import	Maximum Number of Capacity Traders	0	1	1	0	0	0	2	0	1	1	0	1	1	0	1	3	0	0	0	1	1	1	1	0	0	0	0	0	0	0	
	Maximum Number of Capacity Holders	-	1	1	-	-	-	2	-	1	1	-	1	1	-	1	3	-	-	-	1	1	1	1	-	-	0	-	-	-	-	

Note: In the table are presented the daily maximum hourly values.

Long term Auction on Romanian – Hungarian border

Usage Level of Allocated Capacity



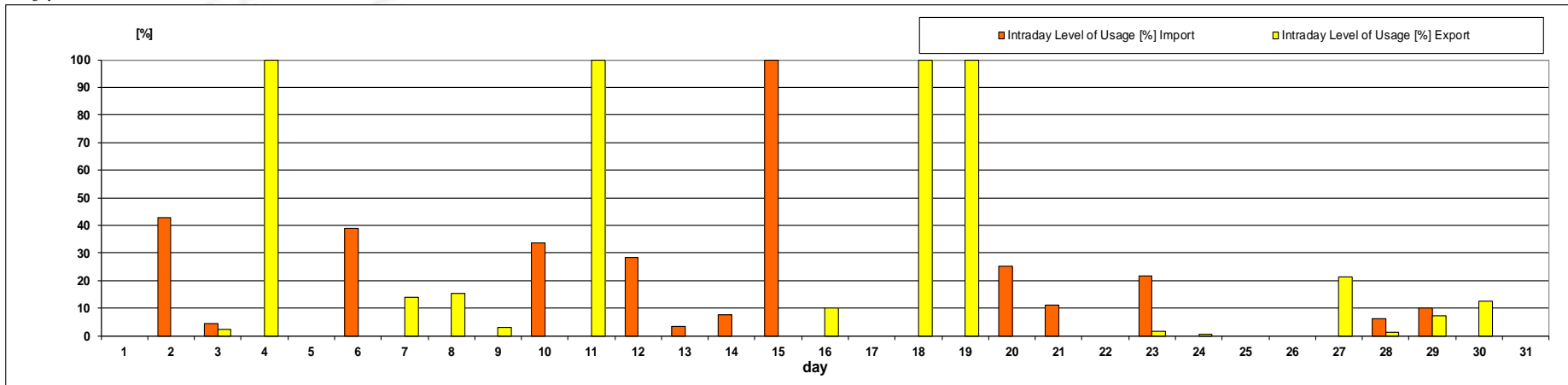
CET

Usage level of yearly and monthly allocated capacity was calculated as ratio between nominated capacity and sum of allocated capacity at yearly and monthly auctions. From the beginning of the year, the average values (arithmetic) of usage level are: 44.23 % on export direction and 0 % on import direction.

Intraday Auctions on Romanian – Hungarian border

Usage Level of Intraday Allocated Capacity

Hungary March 2017



Intraday Level of Usage [%]

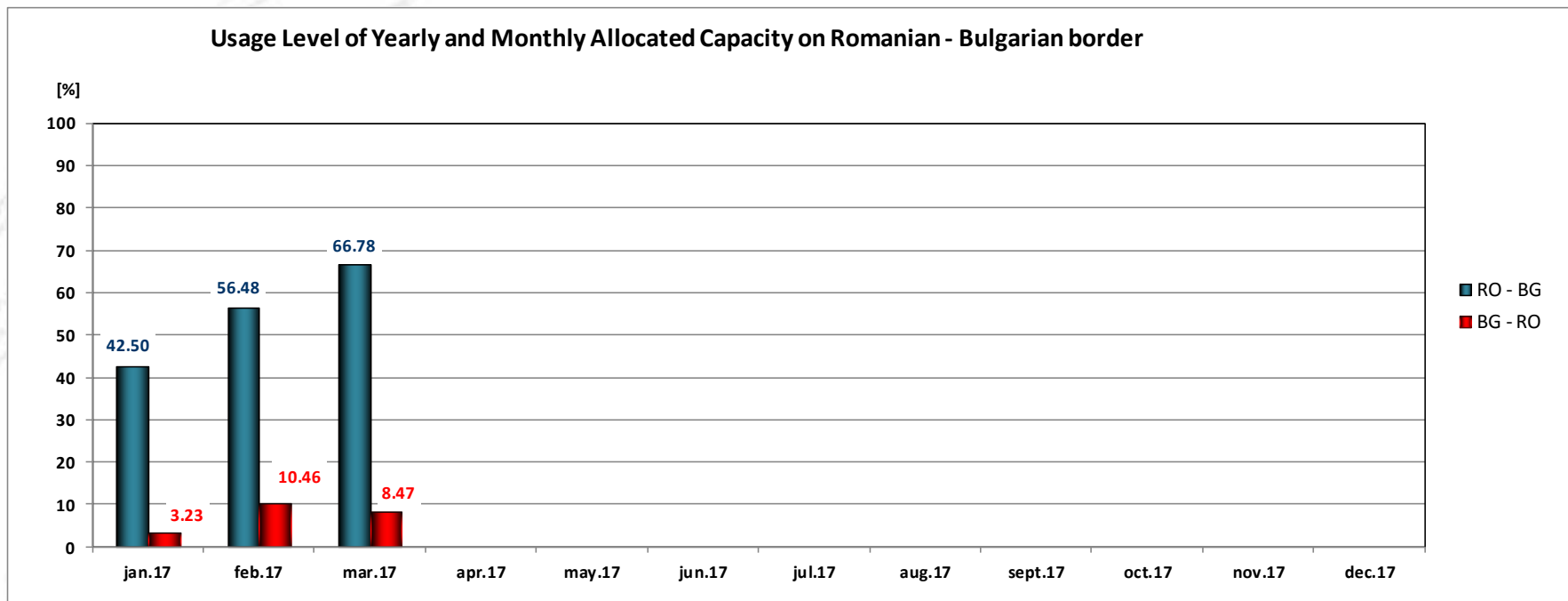
March 2017	1	2	3	4	5	6	7	8	9	10	11	12	13	14	15	16	17	18	19	20	21	22	23	24	25	26	27	28	29	30	31
Import	0.00	42.94	4.46	-	-	39.02	0.00	0.00	0.00	33.62	0.00	28.39	3.35	7.50	100.00	0.00	0.00	-	-	25.30	11.11	0.00	21.53	0.00	-	-	0.00	6.14	10.15	0.00	0.00
Export	0.00	0.00	2.20	100.00	-	0.00	13.79	15.43	3.01	0.00	100.00	0.00	0.00	0.00	-	10.11	0.00	100.00	100.00	0.00	0.00	0.00	1.50	0.50	-	-	21.41	1.36	7.19	12.34	0.00

Level of usage of intraday allocated capacity, calculated at monthly level, as ratio between sum of nominated intraday capacities and sum of intraday allocated capacities, has the following values:

- Import 11.89 [%]
- Export 21.04 [%]

Long term Auction on Romanian – Bulgarian border

Usage Level of Allocated Capacity



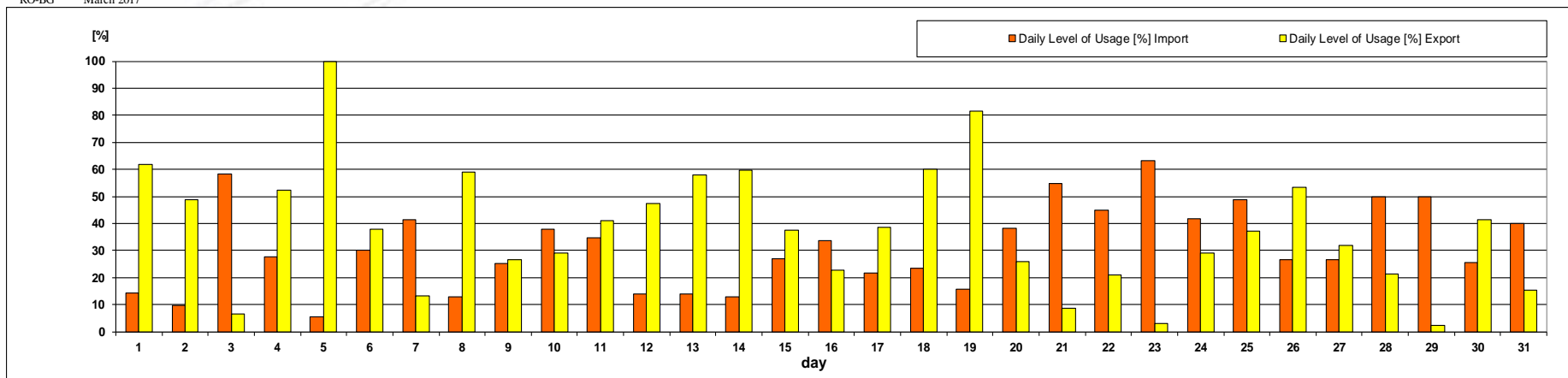
CET

Usage level of yearly and monthly allocated capacity was calculated as ratio between nominated capacity and sum of allocated capacity at yearly and monthly auctions. From the beginning of the year, the average values (arithmetic) of usage level are: 55.25 % on export direction and 7.39 % on import direction.

Daily Auctions on Romanian – Bulgarian border

Usage Level of Daily Allocated Capacity

RO-BG March 2017



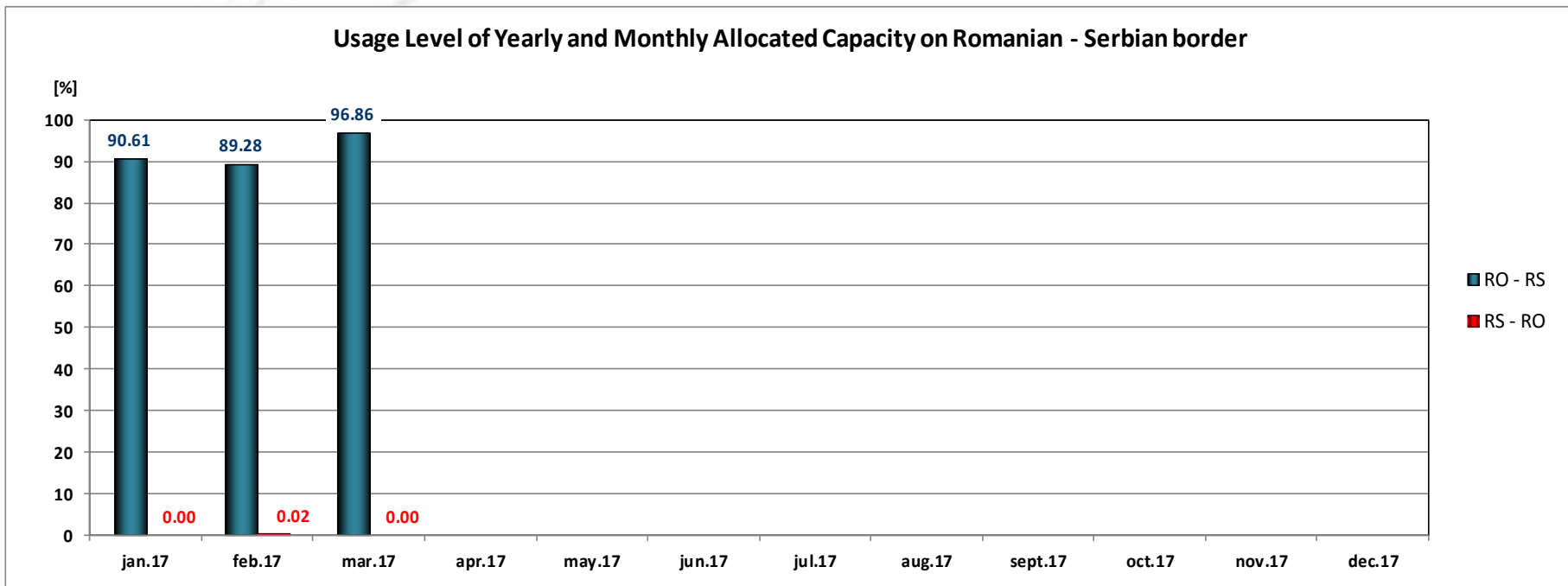
Daily Level of Usage [%]

March 2017	1	2	3	4	5	6	7	8	9	10	11	12	13	14	15	16	17	18	19	20	21	22	23	24	25	26	27	28	29	30	31
Import	14.29	9.61	58.35	27.76	5.29	30.15	41.41	13.01	25.22	37.92	34.53	13.81	14.06	13.00	27.07	33.72	21.57	23.40	15.68	38.19	54.64	44.79	63.33	41.65	48.67	26.71	26.74	49.80	49.96	25.40	39.88
Export	61.83	48.84	6.68	52.43	100.00	37.74	13.34	58.82	26.74	29.16	41.09	47.33	58.01	59.62	37.55	22.88	38.43	60.19	81.65	26.04	8.51	20.95	3.01	29.15	37.25	53.51	31.81	21.34	2.19	41.42	15.24

Level of usage of daily allocated capacity, calculated at monthly level, as ratio between sum of nominated daily capacities and sum of daily allocated capacities, has the following values:

- Import 31.30 [%]
- Export 36.10 [%]

Long term Auction on Romanian – Serbian border Usage Level of Allocated Capacity

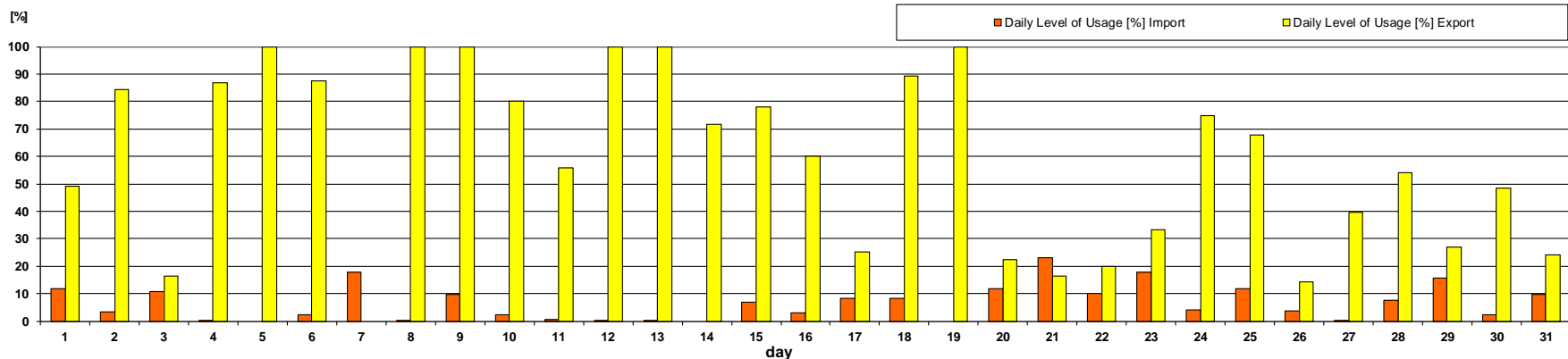


CET

Usage level of yearly and monthly allocated capacity was calculated as ratio between nominated capacity and sum of allocated capacity at yearly and monthly auctions. From the beginning of the year, the average values (arithmetic) of usage level are: 92.25 % on export direction and 0.01 % on import direction.

Daily Auctions on Romanian – Serbian border Usage Level of Daily Allocated Capacity

Serbia March 2017



March 2017	1	2	3	4	5	6	7	8	9	10	11	12	13	14	15	16	17	18	19	20	21	22	23	24	25	26	27	28	29	30	31
Import	11.91	3.25	10.77	0.25	0.00	2.35	17.63	0.20	9.56	2.43	0.67	0.22	0.34	0.00	6.69	2.92	8.32	8.43	0.00	11.80	23.07	9.90	17.88	4.05	11.73	3.60	0.15	7.56	15.52	2.30	9.55
Export	49.04	84.17	16.48	86.74	100.00	87.50	0.00	100.00	100.00	80.17	55.83	100.00	100.00	71.67	78.15	60.00	25.21	89.17	100.00	22.22	16.46	19.94	33.44	74.73	67.94	14.36	39.53	53.88	27.01	48.35	24.29

Level of usage of daily allocated capacity, calculated at monthly level, as ratio between sum of nominated daily capacities and sum of daily allocated capacities, has the following values:

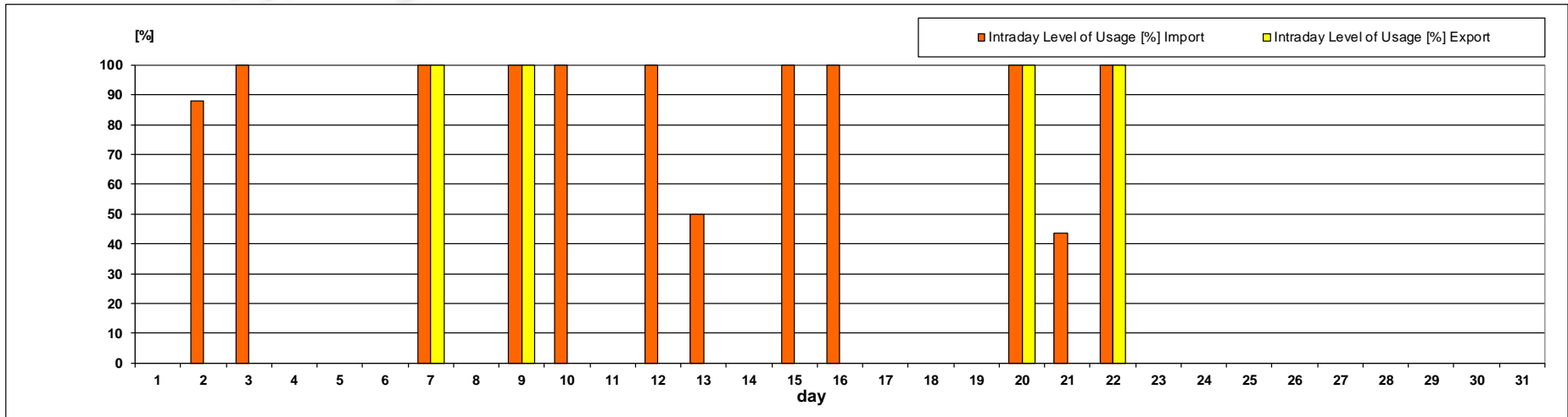
- Import 7.07 [%]
- Export 44.56 [%]

Market for Allocation of Cross-Border Capacities



Intraday Auctions on Romanian – Serbian border Usage Level of Intraday Allocated Capacity

Serbia March 2017



Intraday Level of Usage [%]

March 2017	1	2	3	4	5	6	7	8	9	10	11	12	13	14	15	16	17	18	19	20	21	22	23	24	25	26	27	28	29	30	31
Import	-	-	-	-	-	-	100.00	-	100.00	100.00	-	100.00	50.00	-	100.00	100.00	-	-	-	100.00	43.55	100.00	0.00	-	-	-	-	-	-	-	-
Export	-	-	-	-	-	-	100.00	-	100.00	-	-	-	-	-	-	-	-	-	-	100.00	-	100.00	-	-	-	-	-	-	-	-	-

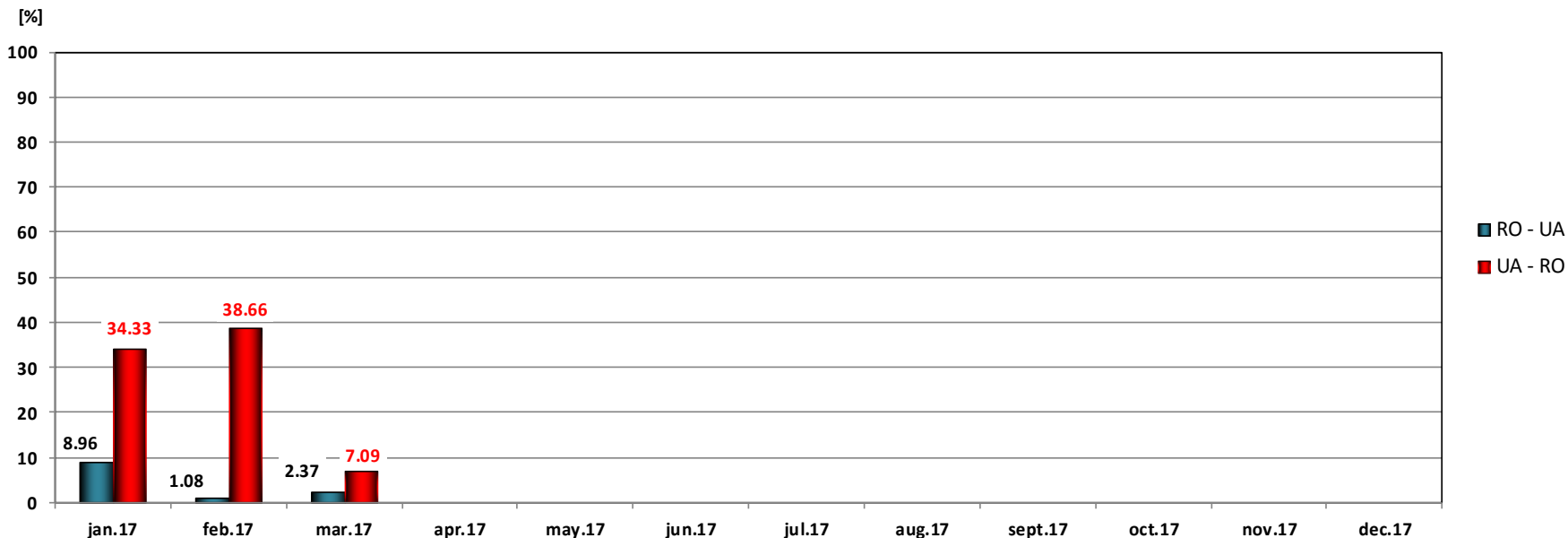
Level of usage of intraday allocated capacity, calculated at monthly level, as ratio between sum of nominated intraday capacities and sum of intraday allocated capacities, has the following values:

- Import 92.62 [%]
- Export 100 [%]

Long term Auction on Romanian – Ukrainian border

Usage Level of Allocated Capacity

Usage Level of Yearly and Monthly Allocated Capacity on Romanian - Ukrainian border



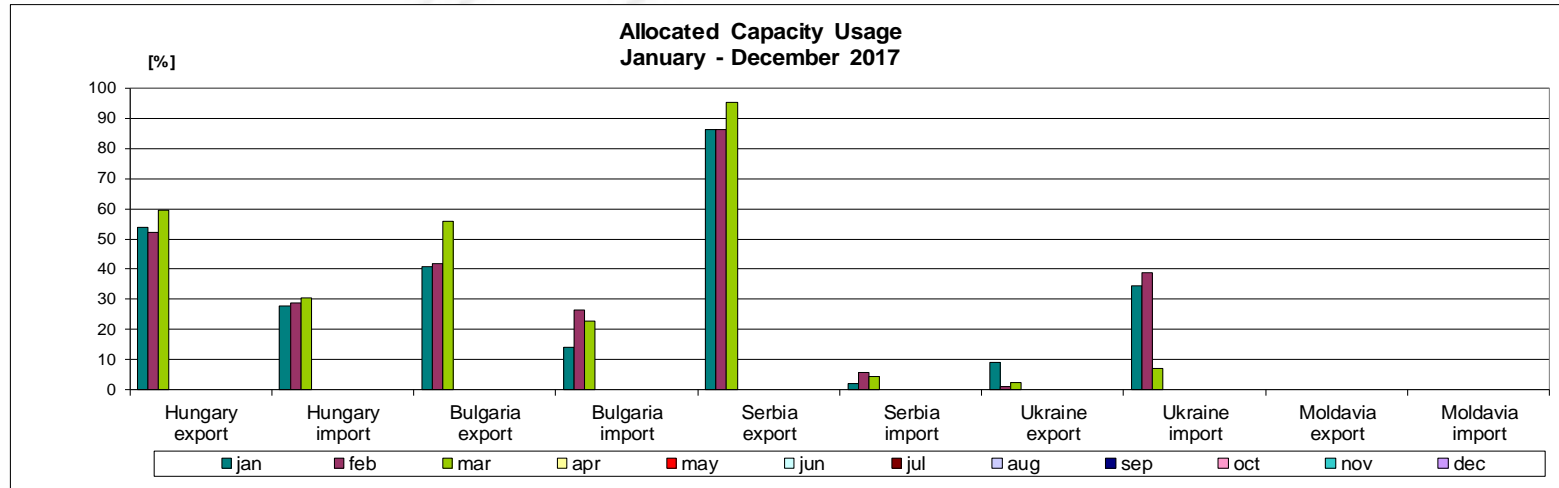
CET

Usage level of yearly and monthly allocated capacity was calculated as ratio between nominated capacity and sum of allocated capacity at yearly and monthly auctions. From the beginning of the year, the average values (arithmetic) of usage level are: 4.14 % on export direction and 26.69 % on import direction.

Market for Allocation of Cross-Border Capacities



Transelectrica®
Societate Administrată în Sistem Dualist



The allocated capacity level of usage on one border and direction represents the percentage ratio between the energy associated with the commercial transactions, nominated during a month, and the energy associated with the allocated capacity by the Romanian and by the neighbouring side, to all participants who have or not counterparties on the other side of the border.

[%]	Hungary export	Hungary import	Bulgaria export	Bulgaria import	Serbia export	Serbia import	Ukraine export	Ukraine import	Moldavia export	Moldavia import
jan	54.00	27.90	40.92	14.26	86.37	2.06	8.96	34.33	-	-
feb	52.10	28.88	41.96	26.52	86.13	5.71	1.08	38.66	-	-
mar	59.59	30.37	55.74	22.71	95.28	4.56	2.37	7.09	-	-
apr										
may										
jun										
jul										
aug										
sep										
oct										
nov										
dec										
average	55.23	29.05	46.21	21.16	89.26	4.11	4.14	26.69	-	-

Type B

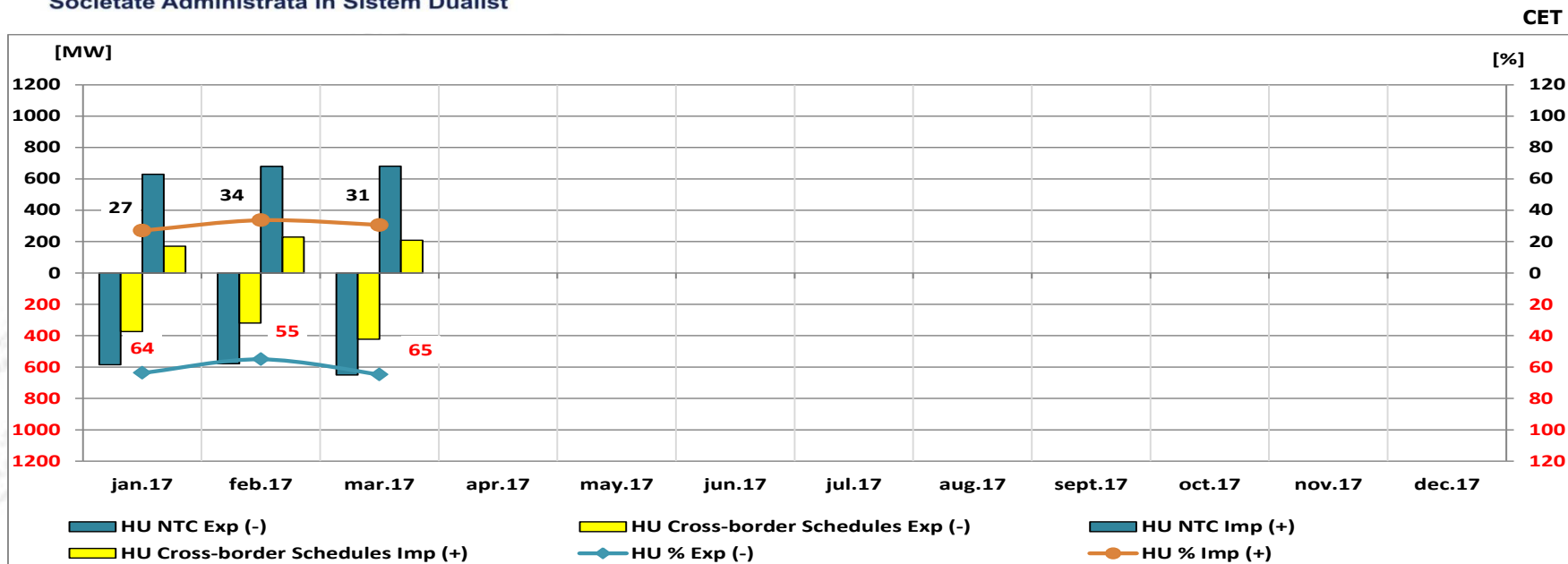
In March 2017, level of usage increased on all borders and the highest level of usage on export direction was obtained on Serbian border. On import direction the highest level of usage was obtained on Hungarian border.



Transelectrica®
Societate Administrată în Sistem Dualist

Market for Allocation of Cross-Border Capacities

Usage Level of NTC on Romanian – Hungarian border

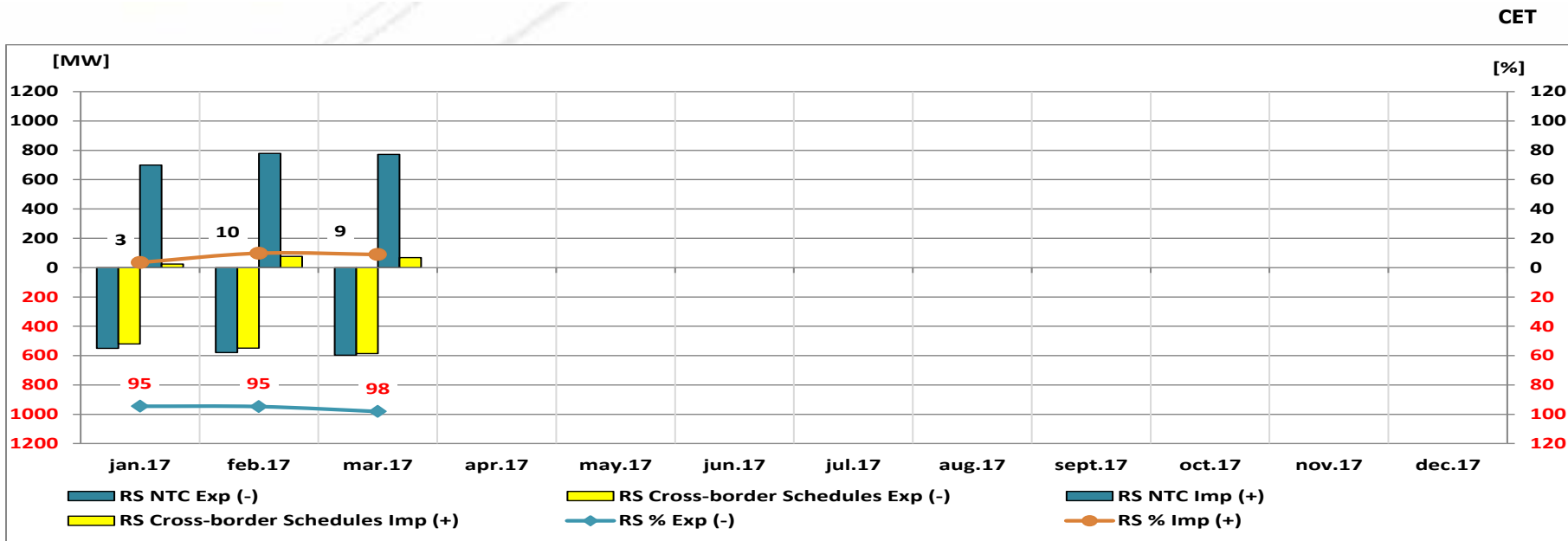


Hungary (monthly averages values, MW)	jan.17	feb.17	mar.17	apr.17	may.17	jun.17	jul.17	aug.17	sept.17	oct.17	nov.17	dec.17
HU NTC Exp (-)	-585	-579	-651									
HU Cross-border Schedules Exp (-)	-373	-319	-422									
HU NTC Imp (+)	629	679	682									
HU Cross-border Schedules Imp (+)	170	229	209									

The level of usage was calculated as ratio between total cross-border schedules (capacity nominated on long and short term) and NTC.

From the beginning of the year, the average values (arithmetic) of usage level are: 61.22 % on export direction and 30.43 % on import direction.

Usage Level of NTC on Romanian – Serbian border



Serbia (monthly averages values, MW)	jan.17	feb.17	mar.17	apr.17	may.17	jun.17	jul.17	aug.17	sept.17	oct.17	nov.17	dec.17
RS NTC Exp (-)	-550	-579	-598									
RS Cross-border Schedules Exp (-)	-520	-549	-586									
RS NTC Imp (+)	700	779	772									
RS Cross-border Schedules Imp (+)	24	76	69									

The level of usage was calculated as ratio between total cross-border schedules (capacity nominated on long and short term) and NTC.

From the beginning of the year, the average values (arithmetic) of usage level are: 95.81 % on export direction and 7.4 % on import direction.


Market for Allocation of Cross-Border Capacities



Transelectrica®
Societate Administrată în Sistem Dualist

Usage Level of NTC on Romanian – Bulgarian border

CET



Bulgaria (monthly averages values, MW)	jan.17	feb.17	mar.17	apr.17	may.17	jun.17	jul.17	aug.17	sept.17	oct.17	nov.17	dec.17
BG NTC Exp (-)	-300	-300	-300									
BG Cross-border Schedules Exp (-)	-187	-182	-226									
BG NTC Imp (+)	300	300	300									
BG Cross-border Schedules Imp (+)	91	172	157									

The level of usage was calculated as ratio between total cross-border schedules (capacity nominated on long and short term) and NTC.

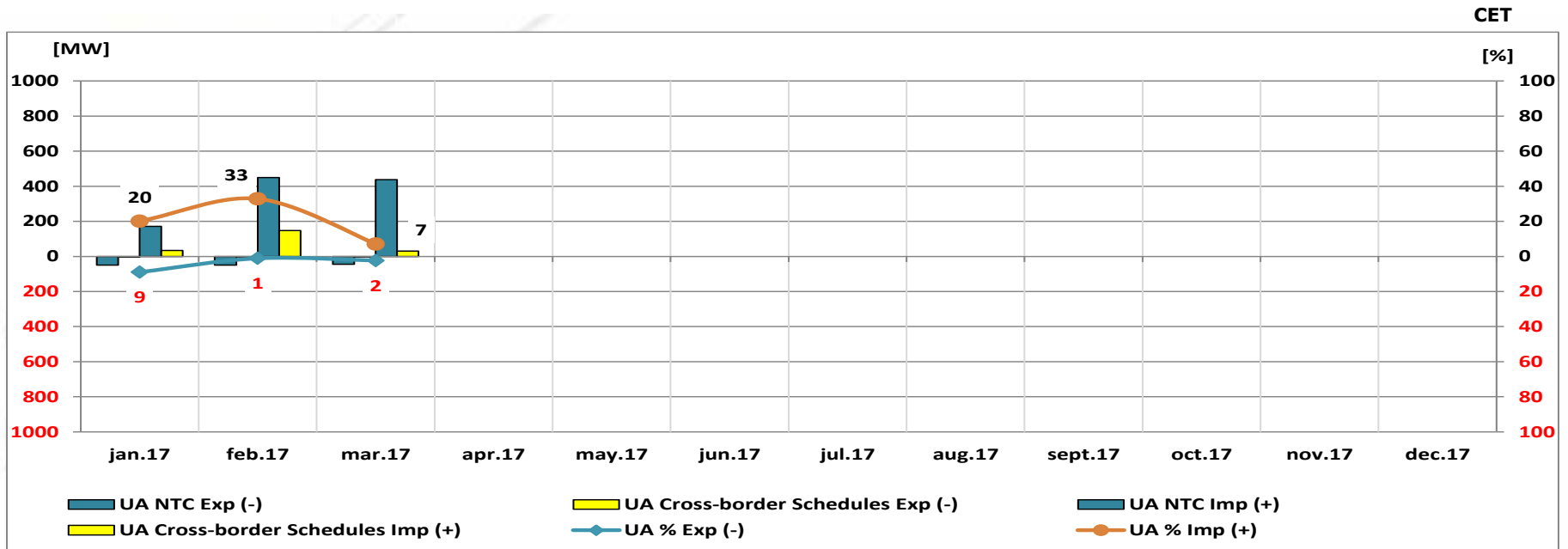
From the beginning of the year, the average values (arithmetic) of usage level are: 66.14 % on export direction and 46.64 % on import direction.

Market for Allocation of Cross-Border Capacities



Transelectrica®
Societate Administrată în Sistem Dualist

Usage Level of NTC on Romanian – Ukrainian border



Ukraine (monthly averages values, MW)	jan.17	feb.17	mar.17	apr.17	may.17	jun.17	jul.17	aug.17	sept.17	oct.17	nov.17	dec.17
UA NTC Exp (-)	-50	-50	-45									
UA Cross-border Schedules Exp (-)	-4	-1	-1									
UA NTC Imp (+)	171	450	438									
UA Cross-border Schedules Imp (+)	34	148	31									

The level of usage was calculated as ratio between total cross-border schedules (capacity nominated on long and short term) and NTC.

From the beginning of the year, the average values (arithmetic) of usage level are: 4.13 % on export direction and 20.01 % on import direction.



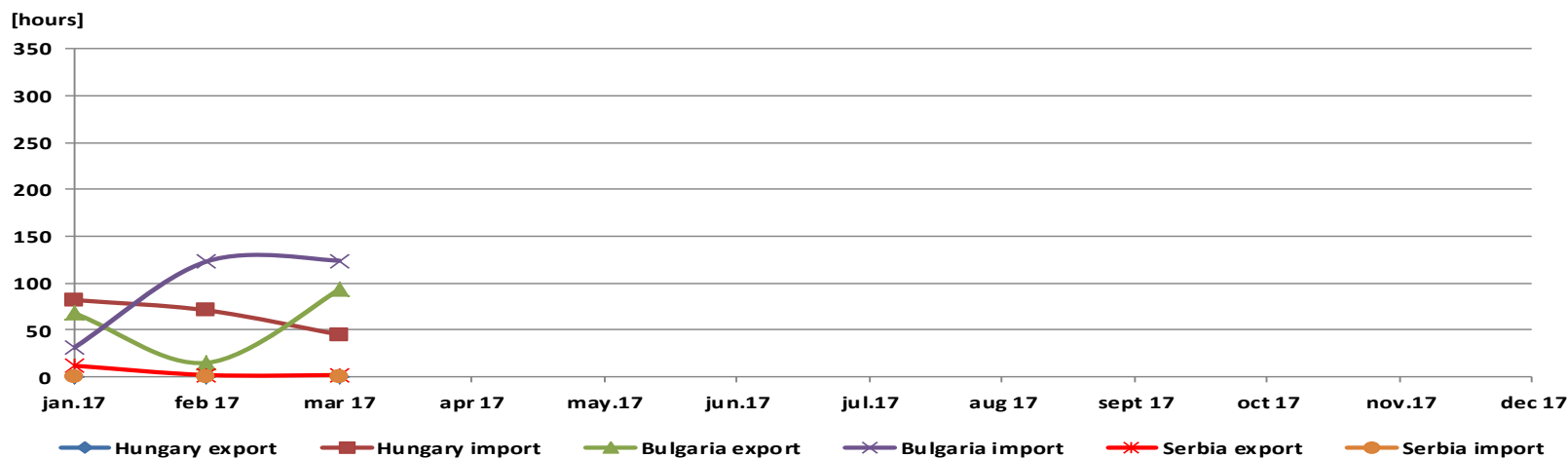
Transelectrica®
Societate Administrată în Sistem Dualist

Market for Allocation of Cross-Border Capacities

Maximization of NTC Usage

CET

Number of hours in which the sum of nominated cross-border schedules is higher than NTC



Number of hours	jan.17	feb.17	mar.17	apr.17	may.17	jun.17	jul.17	aug.17	sept.17	oct.17	nov.17	dec.17
Hungary export	0	0	0									
Hungary import	82	71	45									
Bulgaria export	68	15	93									
Bulgaria import	31	123	124									
Serbia export	12	2	2									
Serbia import	0	0	0									

By making efficient use of the interconnection (applying “netting” principle in daily and intra-day offered capacity calculation) there are some hours in which sum of nominated cross-border schedules is higher than the NTC.

Market for Allocation of Cross-Border Capacities



Synthesis (C1, C3, HHI) on type of auction and total values

March 2017

Border	Auction												Total		
	Yearly			Monthly			Daily			Intraday			Total		
	C1 [%]	C3 [%]	HHI	C1 [%]	C3 [%]	HHI	C1 [%]	C3 [%]	HHI	C1 [%]	C3 [%]	HHI	C1 [%]	C3 [%]	HHI
<i>Hungary import</i>	22.06	55.59	1490	27.97	66.95	1887	-	-	-	87.33	98.80	7741	17.91	49.17	1211
<i>Hungary export</i>	30.86	55.71	1498	33.33	70.83	2086	-	-	-	77.28	97.70	6227	21.84	49.77	1093
<i>Bulgaria import</i>	43.00	92.00	3564	33.13	71.88	2076	31.16	68.78	1846	-	-	-	33.33	63.53	1775
<i>Bulgaria export</i>	41.00	76.00	2472	30.00	68.75	1960	48.93	90.73	3701	-	-	-	39.52	64.83	2027
<i>Serbia import</i>	46.67	93.33	3844	34.85	82.72	2501	37.19	83.40	2565	93.20	100.00	8717	26.28	66.50	1702
<i>Serbia export</i>	39.50	70.00	2273	42.84	69.30	2400	34.21	69.76	2031	44.44	100.00	4074	40.45	62.23	2094
<i>Ukraine import</i>	50.00	100.00	4808	48.97	87.70	3368	-	-	-	-	-	-	48.87	86.18	3276
<i>Ukraine export</i>	48.00	100.00	3728	-	-	-	-	-	-	-	-	-	48.00	100.00	3728
<i>Moldavia import</i>	-	-	-	-	-	-	-	-	-	-	-	-	-	-	-

Note:

- Starting with 20.11.2014, on Hungarian border the implicit daily allocation is done through the market coupling mechanism of CZ-SK-HU day-ahead electricity markets.
- Starting with 01.01.2015, intraday auctions are no longer organized on the Bulgarian border, since the Bulgarian market rules do not allow intraday cross-border exchanges.



Transelectrica®
Societate Administrată în Sistem Dualist

Email: Monitorizare.Piata@transelectrica.ro

Fax: 021 3035630