



Transelectrica®
Societate Administrată în Sistem Dualist

MARKET MONITORING REPORT

Market for Allocation of Cross-Border Capacities

June 2017



ANRE - Romanian Energy Regulatory Authority
HHI - Herfindahl-Hirschman Index
BRP - Balance Responsible Party
BM - Balancing Market
DAM - Day Ahead Market
TSO - Transmission System Operator
DU – Dispatchable Unit
PN – Physical Notification
NDC - National Dispatching Center
C1 – The market share of the largest market participant
C3 – Total market share of top 3 market participants
NPS – Minimum number of residual generators
TTC – Total Transfer Capacity
NTC – Net Transfer Capacity
ATC – Available Transfer Capacity

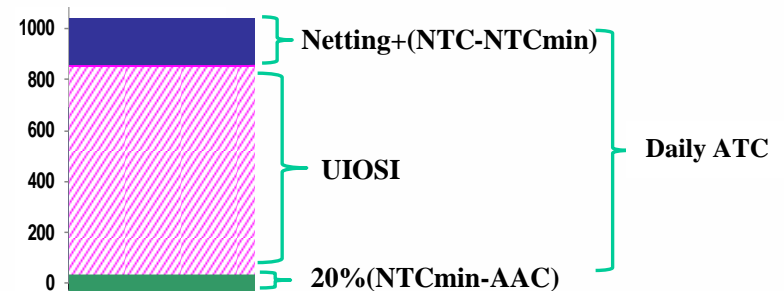


Transelectrica®
Societate Administrată în Sistem Dualist

According to the Commercial Code, Transelectrica, the Romanian Transmission System Operator, operates and monitors the activity of 3 types of markets: Balancing Market, Ancillary Services Market and Market for Allocation of Cross-Border Capacities.

Using the records from the markets data bases, Transelectrica prepares daily, weekly and monthly monitoring reports. A part of the data included in these reports (those data which are not confidential) is published on the website **www.transelectrica.ro**

- According to the agreements between Transelectrica and neighbors for year 2017 :
 - ✓ on the Bulgarian border, the bilateral coordinated allocation is done for 100% of total capacity by Transelectrica for long term auctions and by ESO EAD for daily auctions. The “netting” principle is applied to daily allocation, Starting with 01.01.2015, intraday auctions are no longer organized on the Bulgarian border, since the Bulgarian market rules are not allowing intraday cross-border exchanges, modifications of the notified schedules after 15:30 (CET) in D-1 for day D are prohibited.
 - ✓ on the Hungarian border, the bilateral coordinated allocation, is done for 100% of total capacity by MAVIR for long term auctions (based on Allocation Rules for Forward Capacity Allocation (HAR) and border specific Annex) and by Transelectrica for intra-day auctions. Implicit daily allocations are held since the CZ-SK-HU-RO day-ahead market coupling. In the event of decoupling, MAVIR is in charge with the explicit daily auctions (shadow auctions) for RO-HU border. The “netting” is applied to daily and intra-day allocation.
 - ✓ on the Serbian border, the bilateral coordinated allocation, is done for 100% of total capacity by EMS (Serbia) for daily auctions and by Transelectrica for long term daily and intra-day auctions. The “netting” is applied to daily and intra-day allocation. Starting with 01.01.2017 it was introduced UIOSI („ use it or sell it”) principle.
 - ✓ due to consultation with interconnection partners and regulators and taking into account auction participant opinions, on the Hungarian and Bulgarian borders it was agreed:
 - ✓ reservation of a percentage of interconnection capacity for short term auction, offered capacity being calculated as 80% of the minimum of available capacities of all periods of the month;
 - ✓ introduction of UIOSI („ use it or sell it”) principle.





Transelectrica®

Societate Administrată în Sistem Dualist

- Transelectrica's auctions are held on Damas platform, with euro currency trading.
- Long term auction results on the Hungarian border and daily auction results on the Bulgarian and Serbian borders (auction prices, allocated capacities) are provided by the respective TSO's.
- The intra-day allocation is done in six auction sessions for time intervals: 00:00-04:00, 04:00-08:00, 08:00-12:00, 12:00-16:00, 16:00-20:00, 20:00-00:00 CET.
- Usage of allocated capacity on Ukrainian and Moldavian border is restricted by Ukrainian TSO agreement and respectively by the approval of the distribution operator of the passive consumption islands.
- In June, auctions were held as:
 - import Hungary: 01 – 25.06.2017;
 - export Hungary*: 01 – 30.06.2017;
 - import/export Bulgaria*: 01 – 30.06.2017;
 - import Serbia: 01 – 14.06.2017; 15 – 16.06.2017; 17 – 18.06.2017; 19 – 25.06.2017; 26 – 30.06.2017;
 - export Serbia: 01 – 18.06.2017; 19 – 25.06.2017; 26 – 30.06.2017;
 - import Ukraine: 01 – 05.06.2017; 06 – 11.06.2017; 14.06.2017; 17 – 18.06.2017; 19.06.2017; 20 – 25.06.2017.
- In June there were no auctions held on import direction from Moldavia. On export direction to Ukraine (during the period 01 – 30.06.2017) and on import direction from Ukraine (during the periods 12 – 13.06.2017; 15 – 16.06.2017 and 26 – 30.06.2017), ATC was zero at monthly auction due to full allocation of capacity at yearly auction. On import direction from Hungary, offered capacity (calculated according to the allocation rules as 80% of the minimum of available capacities for each periods of the month) was zero during the period 26.06 – 30.06.

* according to the allocation rules, monthly offered capacity was calculated taking into account the minimum of NTC's monthly value.



Transelectrica®

Societate Administrată în Sistem Dualist

- Due to lack of request from participants, there was capacity not allocated at monthly auction as it follows:
 - on import direction from Serbia:
 - 121 MW during the period 01 – 14.06.2017;
 - 71 MW during the period 15 – 16.06.2017;
 - 111 MW during the period 17 – 18.06.2017.

Market for Allocation of Cross-Border Capacities



Monthly auction Results of 01 – 30 June 2017

	Prices [euro/MWh]	Capacities [MW]								
	Results	TTC	NTC	ATC	AAC	Reserved	Offered	Requested	Alocated	Final Rights*
Hungary export										
01 - 05 June 2017	1.47	600	500	150	350	0	80	1000	80	430
06 - 09 June 2017	1.47	650	550	200	350	0	80	1000	80	430
10 - 11 June 2017	1.47	700	600	250	350	0	80	1000	80	430
12 - 14 June 2017	1.47	650	550	200	350	0	80	1000	80	430
15 - 18 June 2017	1.47	600	500	150	350	0	80	1000	80	430
19 - 30 June 2017	1.47	550	450	100	350	0	80	1000	80	430
Hungary import										
01 - 25 June 2017	0.21	800	700	351	349	0	280	1606	280	629
26 - 30 June 2017	-	450	350	1	349	0	0	-	-	349
Bulgaria export										
01 - 30 June 2017	1.00	350	250	150	100	-	120	473	120	220
Bulgaria import										
01 - 30 June 2017	0.57	400	300	200	100	-	160	481	160	260

* final rights = monthly allocated capacity + yearly allocated capacity after withdrawals.



Transelectrica®

Societate Administrată în Sistem Dualist

Market for Allocation of Cross-Border Capacities

Monthly auction Results of 01 – 30 June 2017

	Prices [euro/MWh] Results	Capacities [MW]								
		TTC	NTC	ATC	AAC	Reserved	Offered	Requested	Alocated	Final Rights*
Serbia export										
01 - 18 June 2017	1.17	450	350	150	200	-	150	691	150	350
19 - 25 June 2017	1.26	400	300	100	200	-	100	546	100	300
26 - 30 June 2017	1.65	350	250	50	200	-	50	419	50	250
Serbia import										
01 - 14 June 2017	0.00	800	700	550	150	-	550	429	429	579
15 - 16 June 2017	0.00	750	650	500	150	-	500	429	429	579
17 - 18 June 2017	0.00	800	700	550	150	-	550	439	439	589
19 - 25 June 2017	0.01	600	500	350	150	-	350	389	350	500
26 - 30 June 2017	0.02	450	350	200	150	-	200	329	200	350
Ukraine export										
01 - 30 June 2017	-	150	50	0	50	-	0	-	-	50
Ukraine import										
01 - 05 June 2017	0.09	350	250	200	50	-	200	345	200	250
06 - 11 June 2017	0.36	200	100	50	50	-	50	150	50	100
12 - 13 June 2017	-	150	50	0	50	-	0	-	-	50
14 June 2017	0.36	200	100	50	50	-	50	150	50	100
15 - 16 June 2017	-	150	50	0	50	-	0	-	-	50
17 - 18 June 2017	0.12	300	200	150	50	-	150	320	150	200
19 June 2017	0.15	250	150	100	50	-	100	270	100	150
20 - 25 June 2017	0.09	350	250	200	50	-	200	370	200	250
26 - 30 June 2017	-	150	50	0	50	-	0	-	-	50
Moldavia export										
01 - 30 June 2017	-	-	-	-	-	-	-	-	-	-
Moldavia import										
01 - 30 June 2017	-	-	-	-	-	-	-	-	-	-
RO_Vulcanesti	-	-	-	-	-	-	-	-	-	-
01 - 30 June 2017	-	-	-	-	-	-	-	-	-	-
RO_Costesti	-	-	-	-	-	-	-	-	-	-
01 - 30 June 2017	-	-	-	-	-	-	-	-	-	-
RO_Cioara	-	-	-	-	-	-	-	-	-	-

- final rights = monthly allocated capacity + yearly allocated capacity after withdrawals.

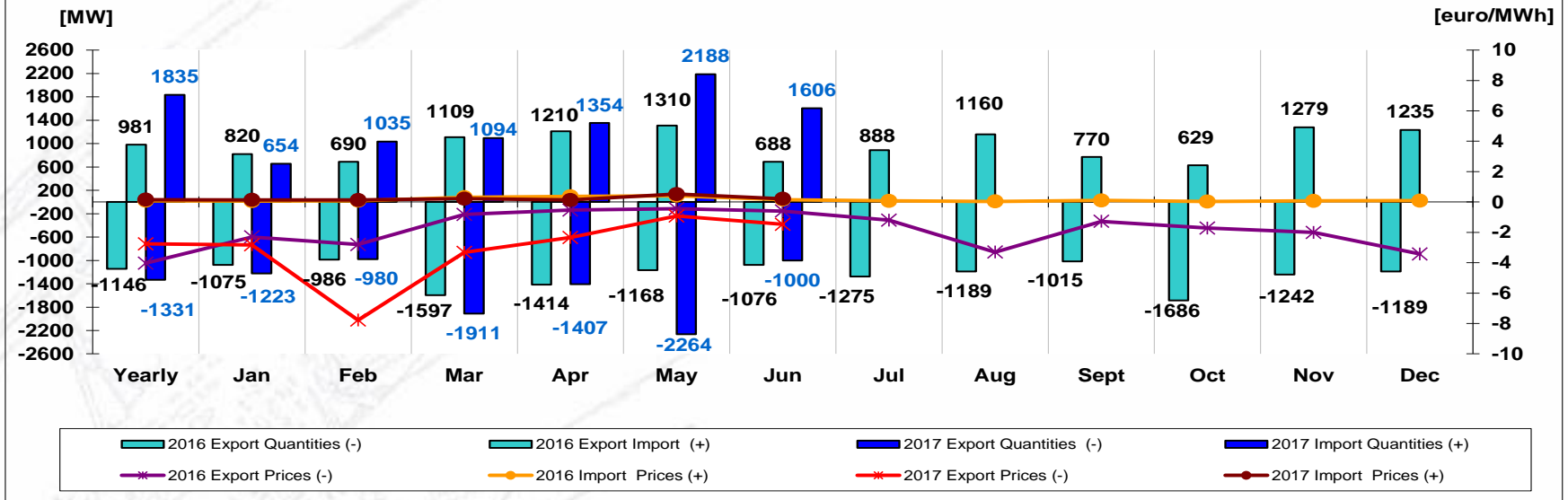


Transelectrica®

Societate Administrată în Sistem Dualist

Market for Allocation of Cross-Border Capacities

Weighted average of requested capacities correlated with auction clearing price (weighted with allocated capacities) on Hungarian border



Border	yearly	Jan. 17	Feb.17	Mar.17	Apr.17	May 17	Jun. 17	Jul. 17	Aug. 17	Sept. 17	Oct. 17	Nov.17	Dec. 17
Hungary export	2.76	2.82	7.78	3.32	2.34	0.92	1.47						
Hungary import	0.15	0.14	0.13	0.22	0.13	0.52	0.21						

Border	yearly	Jan. 16	Feb.16	Mar.16	Apr.16	May 16	Jun. 16	Jul. 16	Aug. 16	Sept. 16	Oct. 16	Nov.16	Dec. 16
Hungary export	4.03	2.30	2.80	0.82	0.53	0.45	0.60	1.20	3.30	1.28	1.72	2.01	3.42
Hungary import	0.08	0.06	0.08	0.31	0.37	0.41	0.15	0.07	0.04	0.10	0.03	0.07	0.09

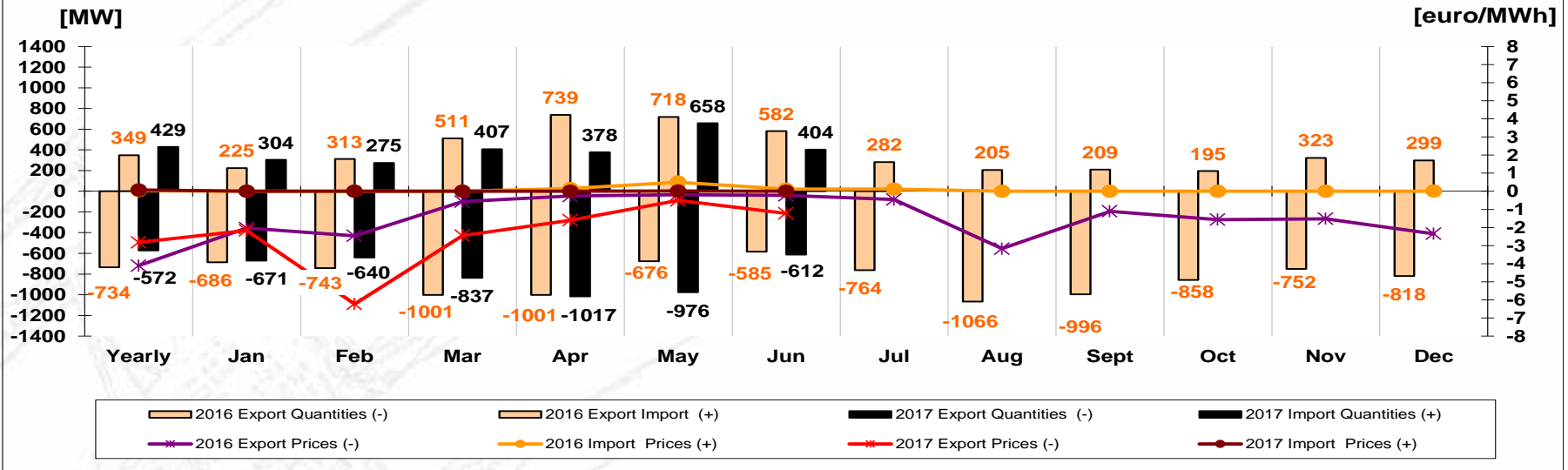
- Compared with previous year, in June 2017 the auction price increased while offered capacity was lower and capacity request was slightly lower. In June 2017 monthly auction price was still low on import direction while capacity request was higher than in June 2016 and offered capacity was lower.



Transelectrica®
Societate Administrată în Sistem Dualist

Market for Allocation of Cross-Border Capacities

Weighted average of requested capacities correlated with auction clearing price (weighted with allocated capacities) on Serbian border



Border	yearly	Jan. 17	Feb.17	Mar.17	Apr.17	May 17	Jun. 17	Jul. 17	Aug. 17	Sept. 17	Oct. 17	Nov.17	Dec. 17
Serbia export	2.82	2.16	6.23	2.45	1.60	0.50	1.22						
Serbia import	0.07	0.00	0.00	0.00	0.00	0.01	0.00						

Border	yearly	Jan. 16	Feb.16	Mar.16	Apr.16	May 16	Jun. 16	Jul. 16	Aug. 16	Sept. 16	Oct. 16	Nov.16	Dec. 16
Serbia export	4.11	2.03	2.46	0.57	0.26	0.19	0.23	0.46	3.17	1.11	1.56	1.52	2.34
Serbia import	0.03	0.00	0.01	0.01	0.15	0.50	0.12	0.12	0.00	0.00	0.00	0.00	0.01

- Compared with the previous year, in June 2017 the auction price increased on export direction, while offered capacity was lower and capacity request was higher. In June 2017 monthly auction price was zero on import direction.

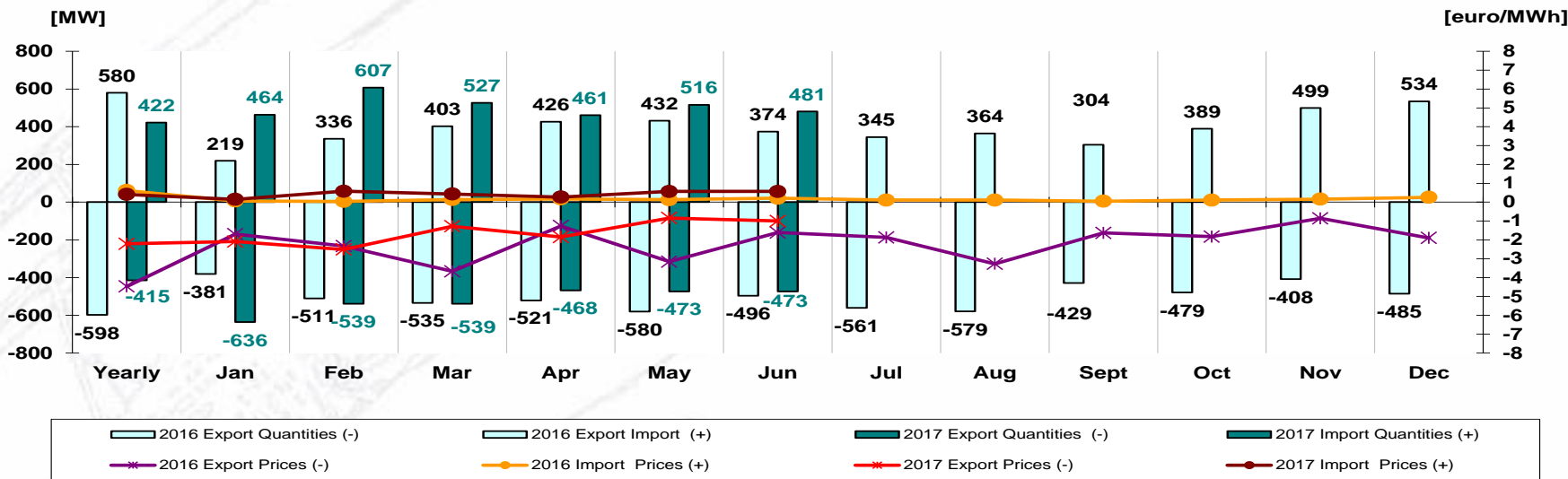


Transelectrica®

Societate Administrată în Sistem Dualist

Market for Allocation of Cross-Border Capacities

Weighted average of requested capacities correlated with auction clearing price (weighted with allocated capacities) on Bulgarian border



Border	yearly	Jan. 17	Feb.17	Mar.17	Apr.17	May 17	Jun. 17	Jul. 17	Aug. 17	Sept. 17	Oct. 17	Nov.17	Dec. 17
Bulgaria export	2.21	2.09	2.51	1.28	1.85	0.84	1.00						
Bulgaria import	0.41	0.15	0.58	0.43	0.27	0.57	0.57						

Border	yearly	Jan. 16	Feb.16	Mar.16	Apr.16	May 16	Jun. 16	Jul. 16	Aug. 16	Sept. 16	Oct. 16	Nov.16	Dec. 16
Bulgaria export	4.47	1.70	2.33	3.67	1.27	3.16	1.61	1.87	3.27	1.63	1.83	0.86	1.90
Bulgaria import	0.62	0.06	0.04	0.14	0.17	0.13	0.21	0.11	0.11	0.05	0.11	0.16	0.26

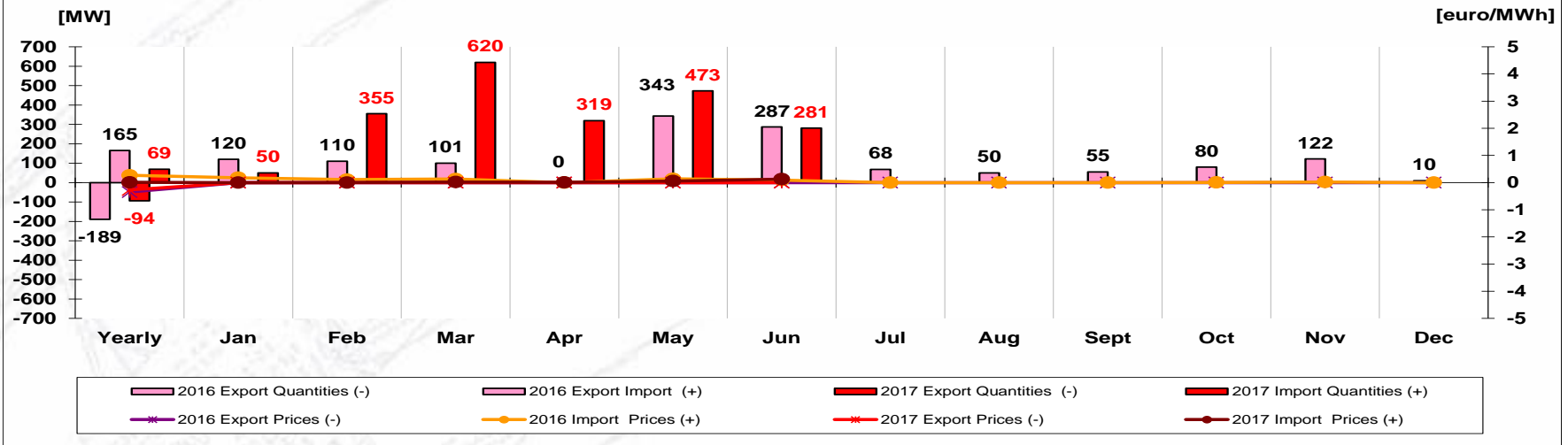
- Compared with the previous year, in June 2017 the auction price decreased on export direction, while offered capacity did not vary and capacity request was lower. Monthly auction prices were still low on import direction, while capacity request was higher and offered capacity did not vary.

Market for Allocation of Cross-Border Capacities



Transelectrica®
Societate Administrată în Sistem Dualist

Weighted average of requested capacities correlated with auction clearing price (weighted with allocated capacities) on Ukrainian border



Border	yearly	Jan. 17	Feb.17	Mar.17	Apr.17	May 17	Jun. 17	Jul. 17	Aug. 17	Sept. 17	Oct. 17	Nov.17	Dec. 17
Ukraine export	0.27	-	-	-	-	-	-	-	-	-	-	-	-
Ukraine import	0.01	0.00	0.00	0.02	0.01	0.06	0.13						

Border	yearly	Jan. 16	Feb.16	Mar.16	Apr.16	May 16	Jun. 16	Jul. 16	Aug. 16	Sept. 16	Oct. 16	Nov.16	Dec. 16
Ukraine export	0.35	-	-	-	-	-	-	-	-	-	-	-	-
Ukraine import	0.27	0.18	0.11	0.13	-	0.14	0.09	0.00	0.00	0.00	0.01	0.02	0.00

- Compared with the previous year, in June 2017 capacity request decreased on import direction, while offered capacity was lower. Auction price was low on import direction. On export direction offered capacity was zero due to full allocation of capacity at yearly auction.

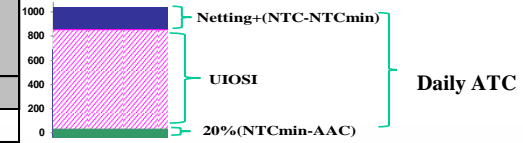
Market for Allocation of Cross-Border Capacities



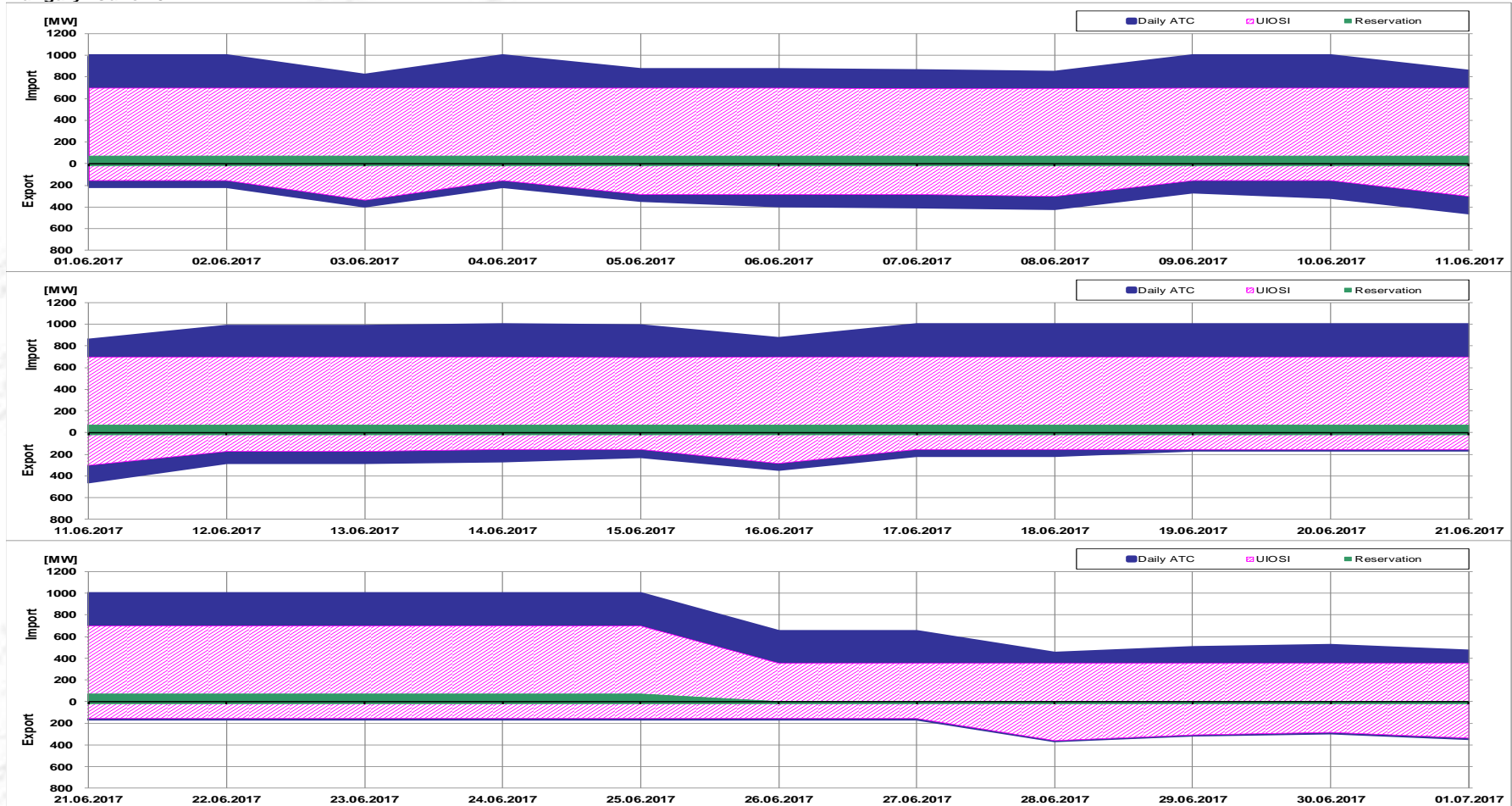
Transelectrica®
Societate Administrată în Sistem Dualist

Daily implicit Auctions on Romanian – Hungarian border

Reserved Capacity [MW] average value		Unused Capacity [MW] average value	
RO-HU	HU-RO	RO-HU	HU-RO
20	59	186	582



Hungary June 2017



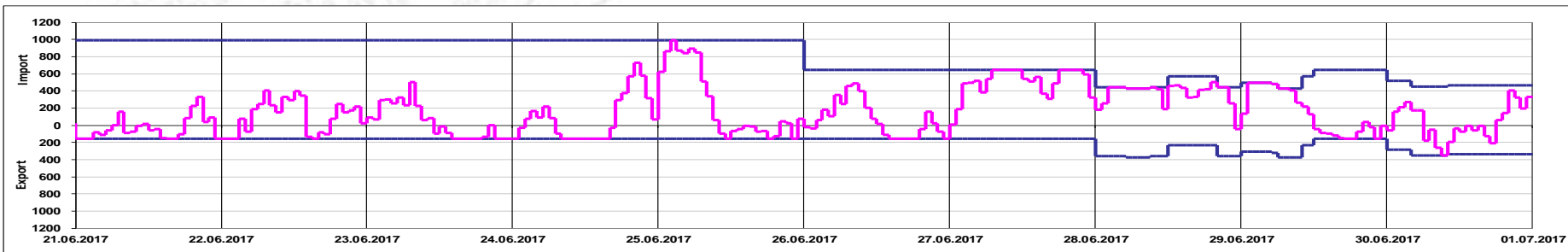
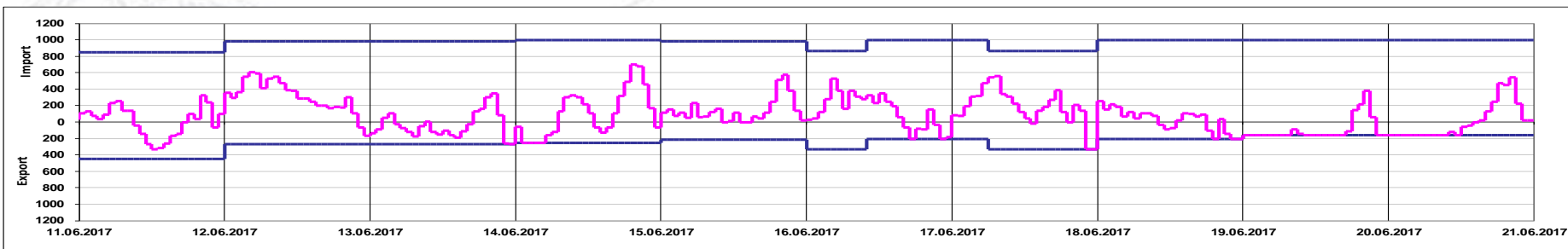
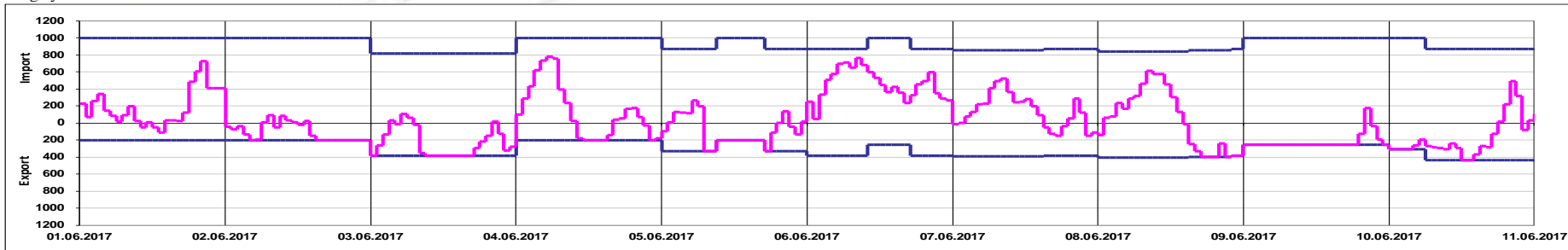


Transelectrica®
Societate Administrată în Sistem Dualist

Market for Allocation of Cross-Border Capacities

Daily implicit Auctions on Romanian – Hungarian border

Hungary June 2017



Offered Capacity on Daily Auction [MW]

Net Position Border RO – HU [MWh]

Public



Transelectrica®
Societate Administrată în Sistem Dualist

Market for Allocation of Cross-Border Capacities

Daily implicit Auctions on Romanian – Hungarian border

DAM Prices RO [Euro/MWh]

Day	1	2	3	4	5	6	7	8	9	10	11	12	13	14	15	16	17	18	19	20	21	22	23	24	Max
1	41.69	36.96	32.29	30.37	30.63	33.29	45.49	52.80	54.00	54.96	54.92	55.17	59.16	58.51	53.56	54.49	58.51	57.97	54.34	54.34	58.55	59.96	53.08	48.15	59.96
2	39.73	33.95	29.67	29.01	28.23	29.69	36.34	42.00	43.60	41.86	41.14	39.29	37.59	35.74	34.01	33.04	33.04	33.04	33.04	41.71	42.56	39.39	37.00	30.41	43.60
3	33.04	30.67	29.94	27.49	26.83	25.98	26.85	31.23	36.65	36.76	35.01	35.51	36.76	33.04	33.04	36.76	41.14	43.10	39.67	40.05	44.04	46.69	38.08	34.07	46.69
4	29.72	24.89	22.36	21.07	17.52	15.00	15.17	21.90	26.72	29.95	30.22	21.90	17.52	11.39	11.39	12.00	10.10	19.49	26.72	32.18	34.23	35.55	33.07	32.00	35.55
5	29.00	26.32	25.50	24.50	23.64	23.99	28.91	36.79	36.79	33.07	31.10	30.22	28.91	26.72	30.22	30.22	33.07	36.79	39.42	41.00	45.42	46.90	38.08	34.10	46.90
6	33.00	34.00	29.25	26.60	26.60	33.03	45.42	60.42	59.95	57.55	58.70	56.51	60.01	60.89	58.70	57.65	59.04	54.79	53.24	50.93	52.98	50.99	48.16	45.12	60.89
7	40.10	35.01	33.29	33.29	31.10	36.45	46.59	53.96	55.20	55.20	53.52	53.57	53.53	52.00	50.54	51.96	51.05	50.42	46.97	50.46	50.64	51.26	45.66	44.01	55.20
8	33.29	30.45	28.91	26.88	26.87	31.10	41.18	54.78	54.68	54.98	53.09	54.92	54.98	49.05	47.03	49.04	49.01	43.81	41.18	47.97	45.43	36.80	28.91	24.53	54.98
9	28.24	22.33	19.70	19.70	19.70	26.05	33.28	36.78	41.16	36.78	33.28	32.40	32.40	28.90	21.89	22.33	32.40	33.28	42.04	52.01	52.07	51.78	47.03	33.28	52.07
10	28.89	28.23	28.23	26.70	26.00	25.79	25.78	32.39	36.76	38.51	37.39	36.76	38.00	36.76	37.36	40.31	40.55	42.50	47.56	49.77	51.77	50.94	48.11	42.50	51.77
11	32.45	29.08	24.53	21.97	19.35	17.07	18.20	22.11	28.50	30.26	30.79	30.26	30.26	27.40	26.34	28.07	32.45	33.67	38.07	41.03	43.24	44.73	41.08	33.40	44.73
12	26.09	22.91	20.54	17.98	17.54	22.99	36.83	49.51	51.93	51.95	51.01	50.93	56.19	56.07	56.91	58.76	56.49	55.76	54.86	55.16	55.58	41.22	32.83	28.28	58.76
13	28.28	26.09	20.10	18.65	19.84	23.72	35.92	53.09	51.60	41.22	47.09	53.80	52.82	52.92	52.17	50.21	50.92	50.03	56.27	58.76	60.53	60.56	55.01	33.33	60.56
14	33.00	28.94	21.92	26.09	26.09	31.84	39.46	48.59	51.56	51.55	50.20	49.96	52.18	49.03	50.20	51.54	53.03	52.62	52.53	52.51	59.95	59.14	54.37	44.81	59.95
15	38.92	33.29	31.17	30.44	29.07	31.10	44.24	49.02	57.16	56.50	58.95	57.55	54.36	54.62	55.97	54.31	56.50	58.69	60.80	60.79	62.85	61.91	56.75	50.07	62.85
16	48.71	42.64	36.85	33.28	30.44	34.55	45.50	55.38	60.88	60.16	58.97	60.31	56.98	54.91	55.90	54.31	49.10	43.80	41.17	41.06	36.79	36.55	33.28	33.08	60.88
17	25.94	25.94	19.62	17.44	15.49	15.67	18.10	32.26	36.62	40.98	40.98	40.98	37.06	33.81	32.27	30.96	30.08	29.00	33.10	35.63	36.00	36.11	33.80	33.14	40.98
18	29.93	26.63	25.50	23.13	21.86	19.65	20.74	23.50	24.90	28.81	32.28	32.31	32.69	32.22	30.12	30.05	31.00	31.00	33.18	37.11	39.00	40.00	33.18	31.00	40.00
19	20.08	19.65	13.10	6.99	6.99	22.26	32.31	41.04	45.01	42.48	33.18	32.31	30.12	24.45	28.81	32.31	33.18	44.50	52.00	58.50	52.50	48.94	33.18	25.98	58.50
20	25.98	19.65	17.46	13.53	17.46	28.16	33.18	44.03	58.50	58.94	52.61	56.32	55.05	52.34	52.39	52.88	54.57	56.48	52.61	60.68	60.90	60.68	52.98	41.91	60.90
21	33.15	30.31	32.71	33.15	33.15	41.87	50.57	58.15	67.60	66.25	61.74	59.10	60.68	58.73	62.58	60.62	62.58	62.58	58.88	61.54	62.58	64.76	57.04	44.00	67.60
22	41.78	41.78	33.07	32.69	31.00	33.07	42.87	57.70	67.45	67.89	63.46	64.63	64.54	64.57	70.04	71.59	69.41	69.63	69.17	68.08	69.99	68.54	58.53	54.02	71.59
23	39.14	34.00	32.90	33.05	30.88	33.05	49.99	57.11	67.60	67.80	63.88	67.02	62.41	59.08	58.49	44.00	43.00	43.00	44.00	55.07	55.00	48.92	33.05	30.88	67.80
24	33.10	30.93	28.10	25.85	23.00	23.11	31.61	36.59	43.56	49.87	43.56	36.59	34.19	33.10	33.88	43.56	53.08	55.91	59.16	63.00	64.92	67.30	56.28	47.01	67.30
25	33.28	31.41	28.24	28.24	26.05	24.52	21.89	31.64	33.28	35.08	38.10	35.89	35.89	33.28	33.28	33.28	33.28	33.28	33.28	35.77	41.60	45.81	33.28	30.97	45.81
26	28.05	27.25	25	24.43	24.57	28.95	41.02	50.82	58.98	58.98	58.08	60.65	64.00	64.81	60.87	51.67	48.01	48.01	51.79	55.00	60.09	60.87	50.05	33.28	64.81
27	37.74	33.28	32.10	31.09	31.00	33.36	50.61	67.65	68.53	67.87	66.90	65.03	67.95	67.65	62.08	66.01	68.97	66.08	63.56	68.97	68.97	67.87	51.98	50.36	68.97
28	45.77	34.86	33.24	33.24	33.24	38.20	60.13	67.78	68.88	67.57	66.82	68.88	68.88	65.03	61.08	58.49	59.91	56.56	54.45	53.91	67.57	51.78	47.03	43.09	68.88
29	33.99	33.31	31.12	31.12	31.12	33.31	43.83	54.61	55.33	55.28	51.52	52.93	57.50	57.50	53.96	51.17	50.07	43.83	50.62	51.03	53.50	55.07	46.03	33.31	57.50
30	32.10	30.15	28.93	28.36	29.71	33.02	39.17	50.92	69.14	67.82	63.43	68.26	69.14	68.26	69.14	67.72	69.14	69.14	59.04	56.84	55.00	53.92	49.99	50.26	69.14

Average **42.43 EUR/MWh**

Public



Transelectrica®

Societate Administrată în Sistem Dualist

Market for Allocation of Cross-Border Capacities

Daily implicit Auctions on Romanian – Hungarian border

Congestion Prices [Euro/MWh]

Day	1	2	3	4	5	6	7	8	9	10	11	12	13	14	15	16	17	18	19	20	21	22	23	24	Max
1	-	-	-	-	-	-	-	-	-	-	-	-	-	-	-	-	-	-	-	-	-	-	-	-	0.00
2	-	-	-	-	0.88	-	-	-	-	-	-	-	-	-	-	1.75	2.99	5.66	9.13	2.69	0.37	2.60	5.93	4.15	9.13
3	2.03	-	-	-	-	-	-	-	-	1.21	8.90	8.39	5.43	6.42	5.42	3.31	2.18	-	-	-	-	-	-	-	8.90
4	-	-	-	-	-	-	-	-	-	-	12.05	16.45	14.25	6.77	-	-	-	-	-	-	-	-	2.63	-	16.45
5	-	-	-	-	-	-	-	0.20	2.21	7.99	10.90	12.75	14.19	16.31	12.80	13.71	6.01	2.25	-	-	-	-	-	-	16.31
6	-	-	-	-	-	-	-	-	-	-	-	-	-	-	-	-	-	-	-	-	-	-	-	-	0.00
7	-	-	-	-	-	-	-	-	-	-	-	-	-	-	-	-	-	-	-	-	-	-	-	-	0.00
8	-	-	-	-	-	-	-	-	-	-	-	-	-	-	-	-	-	3.48	4.14	0.24	-	4.48	10.02	6.82	10.02
9	6.98	4.35	3.80	1.33	0.75	0.45	1.26	5.00	7.81	14.23	15.73	16.45	15.89	20.13	27.22	29.40	18.48	15.83	7.03	-	-	-	-	8.80	29.40
10	9.12	3.82	0.14	0.31	-	-	-	-	-	-	-	2.05	2.05	-	-	-	-	-	-	-	-	-	-	-	9.12
11	-	-	-	-	-	-	-	-	-	-	-	-	-	-	-	-	-	-	-	-	-	-	-	-	0.00
12	-	-	-	-	-	-	-	-	-	-	-	-	-	-	-	-	-	-	-	-	-	-	-	-	0.00
13	-	-	-	-	-	-	-	-	-	-	-	-	-	-	-	-	-	-	-	-	-	-	-	12.96	12.96
14	-	2.69	8.03	2.51	2.81	-	-	-	-	-	-	-	-	-	-	-	-	-	-	-	-	-	-	-	8.03
15	-	-	-	-	-	-	-	-	-	-	-	-	-	-	-	-	-	-	-	-	-	-	-	-	0.00
16	-	-	-	-	-	-	-	-	-	-	-	-	-	-	-	-	-	5.25	-	-	-	-	14.09	-	14.09
17	-	-	-	-	-	-	-	-	-	-	-	-	-	-	-	-	-	-	-	-	-	-	2.27	0.09	2.27
18	-	-	-	-	-	-	-	-	-	-	-	-	-	-	-	-	-	-	-	0.72	-	-	7.82	5.16	7.82
19	12.52	10.85	16.90	21.11	20.49	6.94	5.69	4.26	-	-	8.12	8.10	9.91	15.55	10.84	7.69	7.32	-	-	-	-	-	13.15	17.25	21.11
20	9.81	13.09	13.95	16.91	12.02	2.14	8.72	7.36	1.04	6.09	-	0.49	-	-	-	-	-	-	-	-	-	-	-	-	16.91
21	17.25	16.12	3.39	-	-	-	-	-	-	-	-	-	-	-	-	11.37	-	-	-	-	-	-	-	4.06	17.25
22	1.45	0.81	4.27	-	-	-	-	-	-	-	-	-	-	-	-	0.91	-	-	-	-	-	-	-	-	4.27
23	-	-	-	-	-	-	-	-	-	-	-	-	-	-	5.99	16.02	12.09	11.09	4.68	-	-	-	9.15	19.00	19.00
24	6.99	-	-	-	-	-	-	-	5.15	1.20	9.45	20.42	22.83	20.44	15.42	5.33	-	-	-	-	-	-	-	-	22.83
25	-	-	2.11	-	-	-	-	-	-	-	-	0.61	-	-	-	-	-	-	0.91	-	-	-	2.75	-	2.75
26	-	-	-	-	-	-	-	-	-	-	-	-	-	-	5.07	18.33	23.09	12.09	3.23	-	-	-	-	8.75	23.09
27	-	-	-	-	-	-	15.30	3.50	5.80	5.75	1.48	-	-	-	-	-	-	-	2.34	9.88	3.67	0.78	-	-	15.30
28	-	-	1.17	3.39	2.80	0.99	14.22	18.84	5.16	4.01	-	-	-	-	-	-	-	-	-	-	13.66	-	-	-	18.84
29	-	1.36	1.09	1.22	1.23	1.42	1.79	4.23	-	-	-	-	-	-	-	-	-	5.20	0.20	-	-	-	0.06	-	5.20
30	-	-	-	-	-	-	-	-	-	2.55	-	-	-	-	-	-	-	-	-	-	-	-	-	-	2.55

Average 7.69 EUR/MWh

Public

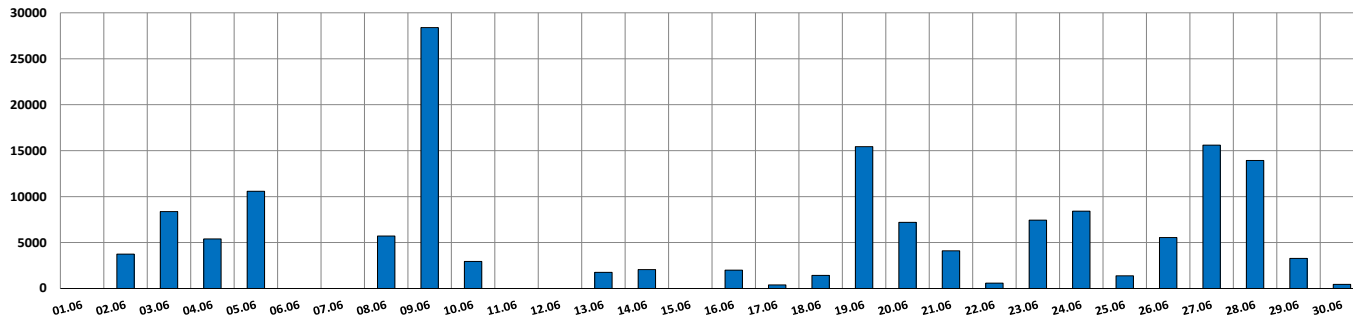


Transelectrica®
Societate Administrată în Sistem Dualist

Market for Allocation of Cross-Border Capacities

Daily implicit Auctions on Romanian – Hungarian border

Congestion Income RO



Day	Congestion Income border RO-HU [Euro]	Congestion Income RO [Euro]
01.06	0	0
02.06	7483	3742
03.06	16753	8377
04.06	10795	5398
05.06	21156	10578
06.06	0	0
07.06	0	0
08.06	11419	5710
09.06	56776	28388
10.06	5894	2947
11.06	0	0
12.06	0	0
13.06	3525	1763
14.06	4122	2061
15.06	0	0
16.06	4003	2002
17.06	791	395
18.06	2836	1418
19.06	30880	15440
20.06	14384	7192
21.06	8194	4097
22.06	1168	584
23.06	14885	7443
24.06	16835	8418
25.06	2766	1383
26.06	11078	5539
27.06	31186	15593
28.06	27870	13935
29.06	6541	3270
30.06	898	449
Total	312239	156119

Daily Income [Euro]		Remuneration UIOSI [Euro]	
RO-HU	HU-RO	RO-HU	HU-RO
245404	66835	177641	44980
312239		222621	

TSO Income (Z-R) [Euro]	RO TSO Income (Z-R) [Euro]
89618	44809

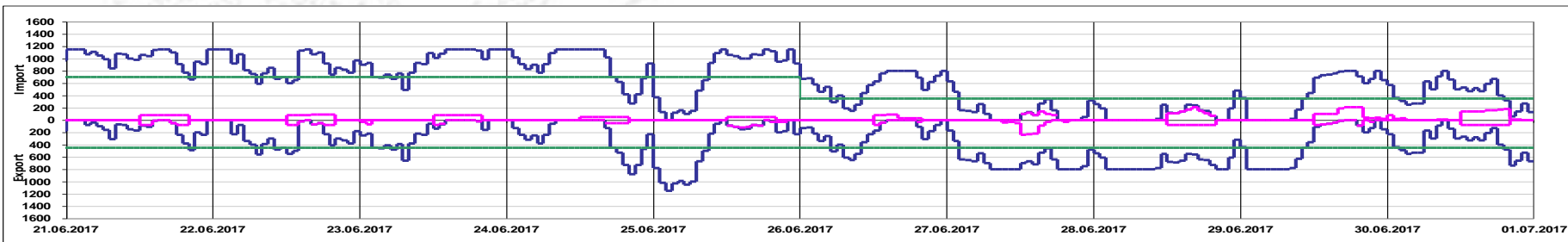
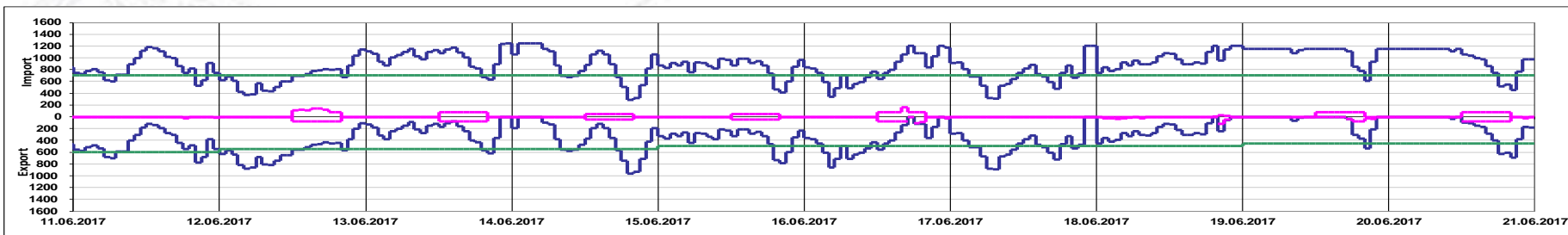
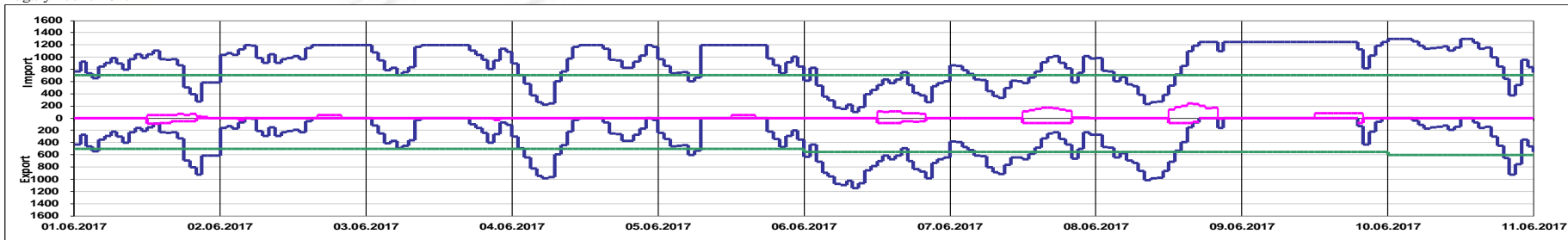


Transelectrica®
Societate Administrată în Sistem Dualist

Market for Allocation of Cross-Border Capacities

Intraday Auctions on Romanian – Hungarian border

Hugary June 2017



Offered Capacity on Intraday Auction Import (+) / Export (-) [MW]

Allocated Capacity on Intraday Auction Import (+) / Export (-) [MW]

Net Transfer Capacity (NTC) Import (+) / Export (-) [MW]

Public



Transelectrica®
Societate Administrată în Sistem Dualist

Market for Allocation of Cross-Border Capacities

Intraday Auctions on Romanian – Hungarian border

Auction Price [Euro/MWh] - Export

Day	1	2	3	4	5	6	7	8	9	10	11	12	13	14	15	16	17	18	19	20	21	22	23	24	Max	
1	0.00	0.00	0.00	0.00	0.00	0.00	0.00	0.00	0.00	0.00	0.00	0.00	0.00	0.10	0.00	0.00	0.00	0.00	0.00	0.00	0.00	0.00	0.00	0.00	0.00	0.10
2	0.00	0.00	0.00	0.00	-	0.00	0.00	0.00	0.00	0.00	0.00	0.00	0.00	0.00	0.00	-	-	-	-	-	-	-	-	-	-	0.00
3	-	0.00	0.00	0.00	0.00	0.00	0.00	0.00	0.00	-	-	-	-	-	-	-	0.00	0.00	0.00	0.00	0.00	0.00	0.00	0.00	0.00	0.00
4	0.00	0.00	0.00	0.00	0.00	0.00	0.00	0.00	0.00	0.00	0.00	-	-	-	-	0.00	0.00	0.00	0.00	0.00	0.00	0.00	0.00	-	0.00	0.00
5	0.00	0.00	0.00	0.00	0.00	0.00	0.00	-	-	-	-	-	-	-	-	-	-	-	0.00	0.00	0.00	0.00	0.00	0.00	0.00	0.00
6	0.00	0.00	0.00	0.00	0.00	0.00	0.00	0.00	0.00	0.00	0.00	0.00	0.00	0.00	0.00	0.00	0.00	0.00	0.00	0.00	0.00	0.00	0.00	0.00	0.00	0.00
7	0.00	0.00	0.00	0.00	0.00	0.00	0.00	0.00	0.00	0.00	0.00	0.00	0.00	0.00	0.00	0.00	0.00	0.00	0.00	0.00	0.00	0.00	0.00	0.00	0.00	0.00
8	0.00	0.00	0.00	0.00	0.00	0.00	0.00	0.00	0.00	0.00	0.00	0.00	0.00	0.00	0.00	0.00	0.00	-	-	-	0.00	-	-	-	-	0.00
9	-	-	-	-	-	-	-	-	-	-	-	-	-	-	-	-	-	-	-	0.00	0.00	0.00	0.00	-	-	0.00
10	-	-	-	-	0.00	0.00	0.00	0.00	0.00	0.00	0.00	0.00	-	-	0.00	0.00	0.00	0.00	0.00	0.00	0.00	0.00	0.00	0.00	0.00	0.00
11	0.00	0.00	0.00	0.00	0.00	0.00	0.00	0.00	0.00	0.00	0.00	0.00	0.00	0.00	0.00	0.00	0.00	0.00	0.00	0.00	0.00	0.00	0.00	0.00	0.00	0.00
12	0.00	0.00	0.00	0.00	0.00	0.00	0.00	0.00	0.00	0.00	0.00	0.00	0.00	0.00	0.00	0.00	0.00	0.00	0.00	0.00	0.00	0.00	0.00	0.00	0.00	0.00
13	0.00	0.00	0.00	0.00	0.00	0.00	0.00	0.00	0.00	0.00	0.00	0.00	0.00	0.00	0.01	0.00	0.00	0.00	0.00	0.00	0.00	0.00	0.00	0.00	-	0.01
14	0.00	-	-	-	-	0.00	0.00	0.00	0.00	0.00	0.00	0.00	0.00	0.00	0.00	0.00	0.00	0.00	0.00	0.00	0.00	0.00	0.00	0.00	0.00	0.00
15	0.00	0.00	0.00	0.00	0.00	0.00	0.00	0.00	0.00	0.00	0.00	0.00	0.00	0.00	0.00	0.00	0.00	0.00	0.00	0.00	0.00	0.00	0.00	0.00	0.00	0.00
16	0.00	0.00	0.00	0.00	0.00	0.00	0.00	0.00	0.00	0.00	0.00	0.00	0.00	0.00	0.00	0.00	0.00	-	0.00	0.00	0.00	0.00	0.00	-	0.00	0.00
17	0.00	0.00	0.00	0.00	0.00	0.00	0.00	0.00	0.00	0.00	0.00	0.00	0.00	0.00	0.00	0.00	0.00	0.00	0.00	0.00	0.00	0.00	0.00	-	-	0.00
18	0.00	0.00	0.00	0.00	0.00	0.00	0.00	0.00	0.00	0.00	0.00	0.00	0.00	0.00	0.00	0.00	0.00	0.00	0.00	-	0.00	0.00	-	-	-	0.00
19	-	-	-	-	-	-	-	-	0.00	0.00	-	-	-	-	-	-	-	0.01	0.00	0.00	0.00	0.00	-	-	-	0.01
20	-	-	-	-	-	-	-	-	-	0.00	-	0.00	0.00	0.00	0.00	0.00	0.00	0.00	0.00	0.00	0.00	0.00	0.00	0.00	0.00	0.00
21	-	-	-	0.00	0.00	0.00	0.00	0.00	0.00	0.00	0.00	0.00	0.00	0.00	0.10	-	0.01	0.01	0.00	0.00	0.00	0.00	0.00	0.00	-	0.10
22	-	-	-	0.00	0.00	0.00	0.00	0.00	0.00	0.00	0.00	0.00	0.00	0.00	0.01	-	0.01	0.01	0.00	0.00	0.00	0.00	0.00	0.00	0.00	0.01
23	0.00	0.00	0.00	0.00	0.00	0.00	0.00	0.00	0.00	0.00	0.00	0.00	0.00	0.00	-	-	-	-	0.01	0.00	-	-	-	-	-	0.01
24	-	0.00	0.00	0.00	0.00	0.00	0.00	0.00	0.00	-	-	-	-	-	-	0.00	0.00	0.00	0.00	0.00	0.00	0.00	0.00	0.00	0.00	0.00
25	0.00	0.00	0.00	0.00	0.00	0.00	0.00	0.00	0.00	0.00	0.00	-	0.10	0.00	0.00	0.00	0.01	0.01	-	0.00	0.00	0.00	0.00	-	0.00	0.10
26	0.00	0.00	0.00	0.00	0.00	0.00	0.00	0.00	0.00	0.00	0.00	0.00	0.00	0.01	-	-	-	-	-	0.00	0.00	0.00	0.00	-	-	0.01
27	0.00	0.00	0.00	0.00	0.00	0.00	0.00	0.00	0.00	0.00	0.00	0.00	0.00	0.00	0.00	0.00	0.00	0.00	0.00	0.00	0.00	0.00	0.00	0.00	0.00	0.00
28	0.00	0.00	0.00	0.00	0.00	0.00	0.00	0.00	0.00	0.00	0.00	0.00	0.00	0.00	0.00	0.00	0.00	0.00	0.00	0.00	0.00	0.00	0.00	0.00	0.00	0.00
29	0.00	0.00	0.00	0.00	0.00	0.00	0.00	0.00	0.00	0.00	0.00	0.00	0.00	0.01	0.01	0.01	0.01	-	-	0.01	0.00	-	-	-	0.00	0.01
30	0.00	0.00	0.00	0.00	0.00	0.00	0.00	0.00	0.00	-	0.00	0.00	0.00	0.00	0.00	0.00	0.00	0.00	0.00	0.00	0.00	0.00	0.00	0.00	0.00	0.00

Hungary June 2017

Public



Transelectrica®
Societate Administrată în Sistem Dualist

Market for Allocation of Cross-Border Capacities

Intraday Auctions on Romanian – Hungarian border

Auction Price [Euro/MWh] - Import

Day	1	2	3	4	5	6	7	8	9	10	11	12	13	14	15	16	17	18	19	20	21	22	23	24	Max	
1	0.00	0.00	0.00	0.00	0.00	0.00	0.00	0.00	0.00	0.00	0.00	0.00	0.00	0.00	0.00	0.00	0.00	0.00	0.00	0.00	0.00	0.00	0.00	0.00	0.00	
2	0.00	0.00	0.00	0.00	0.00	0.00	0.00	0.00	0.00	0.00	0.00	0.00	0.00	0.00	0.00	0.00	0.00	0.00	0.00	0.00	0.00	0.00	0.00	0.00	0.00	0.00
3	0.00	0.00	0.00	0.00	0.00	0.00	0.00	0.00	0.00	0.00	0.00	0.00	0.00	0.00	0.00	0.00	0.00	0.00	0.00	0.00	0.00	0.00	0.00	0.00	0.00	0.00
4	0.00	0.00	0.00	0.00	0.00	0.00	0.00	0.00	0.00	0.00	0.00	0.00	0.00	0.00	0.00	0.00	0.00	0.00	0.00	0.00	0.00	0.00	0.00	0.00	0.00	0.00
5	0.00	0.00	0.00	0.00	0.00	0.00	0.00	0.00	0.00	0.00	0.00	0.00	0.00	0.00	0.00	0.00	0.00	0.00	0.00	0.00	0.00	0.00	0.00	0.00	0.00	0.00
6	0.00	0.00	0.00	0.00	0.00	0.00	0.00	0.00	0.00	0.00	0.00	0.00	0.00	0.00	0.00	0.00	0.00	0.00	0.00	0.00	0.00	0.00	0.00	0.00	0.00	0.00
7	0.00	0.00	0.00	0.00	0.00	0.00	0.00	0.00	0.00	0.00	0.00	0.00	0.00	0.00	0.00	0.00	0.00	0.00	0.00	0.00	0.00	0.00	0.00	0.00	0.00	0.00
8	0.00	0.00	0.00	0.00	0.00	0.00	0.00	0.00	0.00	0.00	0.00	0.00	0.00	0.00	0.00	0.00	0.00	0.00	0.00	0.00	0.00	0.00	0.00	0.00	0.00	0.00
9	0.00	0.00	0.00	0.00	0.00	0.00	0.00	0.00	0.00	0.00	0.00	0.00	0.00	0.00	0.00	0.00	0.00	0.00	0.00	0.00	0.00	0.00	0.00	0.00	0.00	0.00
10	0.00	0.00	0.00	0.00	0.00	0.00	0.00	0.00	0.00	0.00	0.00	0.00	0.00	0.00	0.00	0.00	0.00	0.00	0.00	0.00	0.00	0.00	0.00	0.00	0.00	0.00
11	0.00	0.00	0.00	0.00	0.00	0.00	0.00	0.00	0.00	0.00	0.00	0.00	0.00	0.00	0.00	0.00	0.00	0.00	0.00	0.00	0.00	0.00	0.00	0.00	0.00	0.00
12	0.00	0.00	0.00	0.00	0.00	0.00	0.00	0.00	0.00	0.00	0.00	0.00	0.00	0.00	0.00	0.00	0.00	0.00	0.00	0.00	0.00	0.00	0.00	0.00	0.00	0.00
13	0.00	0.00	0.00	0.00	0.00	0.00	0.00	0.00	0.00	0.00	0.00	0.00	0.00	0.00	0.00	0.00	0.00	0.00	0.00	0.00	0.00	0.00	0.00	0.00	0.00	0.00
14	0.00	0.00	0.00	0.00	0.00	0.00	0.00	0.00	0.00	0.00	0.00	0.00	0.00	0.00	0.00	0.00	0.00	0.00	0.00	0.00	0.00	0.00	0.00	0.00	0.00	0.00
15	0.00	0.00	0.00	0.00	0.00	0.00	0.00	0.00	0.00	0.00	0.00	0.00	0.00	0.00	0.00	0.00	0.00	0.00	0.00	0.00	0.00	0.00	0.00	0.00	0.00	0.00
16	0.00	0.00	0.00	0.00	0.00	0.00	0.00	0.00	0.00	0.00	0.00	0.00	0.00	0.00	0.00	0.00	0.00	0.00	0.00	0.00	0.00	0.00	0.00	0.00	0.00	0.00
17	0.00	0.00	0.00	0.00	0.00	0.00	0.00	0.00	0.00	0.00	0.00	0.00	0.00	0.00	0.00	0.00	0.00	0.00	0.00	0.00	0.00	0.00	0.00	0.00	0.00	0.00
18	0.00	0.00	0.00	0.00	0.00	0.00	0.00	0.00	0.00	0.00	0.00	0.00	0.00	0.00	0.00	0.00	0.00	0.00	0.00	0.00	0.00	0.00	0.00	0.00	0.00	0.00
19	0.00	0.00	0.00	0.00	0.00	0.00	0.00	0.00	0.00	0.00	0.00	0.00	0.00	0.00	0.00	0.00	0.00	0.00	0.00	0.00	0.00	0.00	0.00	0.00	0.00	0.00
20	0.00	0.00	0.00	0.00	0.00	0.00	0.00	0.00	0.00	0.00	0.00	0.00	0.00	0.00	0.00	0.00	0.00	0.00	0.00	0.00	0.00	0.00	0.00	0.00	0.00	0.00
21	0.00	0.00	0.00	0.00	0.00	0.00	0.00	0.00	0.00	0.00	0.00	0.00	0.00	0.00	0.00	0.00	0.00	0.00	0.00	0.00	0.00	0.00	0.00	0.00	0.00	0.00
22	0.00	0.00	0.00	0.00	0.00	0.00	0.00	0.00	0.00	0.00	0.00	0.00	0.00	0.00	0.00	0.00	0.00	0.00	0.00	0.00	0.00	0.00	0.00	0.00	0.00	0.00
23	0.00	0.00	0.00	0.00	0.00	0.00	0.00	0.00	0.00	0.00	0.00	0.00	0.00	0.00	0.00	0.00	0.00	0.00	0.00	0.00	0.00	0.00	0.00	0.00	0.00	0.00
24	0.00	0.00	0.00	0.00	0.00	0.00	0.00	0.00	0.00	0.00	0.00	0.00	0.00	0.00	0.00	0.00	0.00	0.00	0.00	0.00	0.00	0.00	0.00	0.00	0.00	0.00
25	0.00	0.00	-	0.00	0.00	0.00	0.00	0.00	0.00	0.00	0.00	0.00	0.00	0.00	0.00	0.00	0.00	0.00	0.00	0.00	0.00	0.00	0.00	0.00	0.00	0.00
26	0.00	0.00	0.00	0.00	0.00	0.00	0.00	0.00	0.00	0.00	0.00	0.00	0.00	0.00	0.00	0.00	0.00	0.00	0.00	0.00	0.00	0.00	0.00	0.00	0.00	0.00
27	0.00	0.00	0.00	0.00	0.00	0.00	0.00	-	-	-	-	-	0.01	0.00	0.10	0.00	0.00	0.00	-	-	-	-	0.00	0.00	0.10	0.00
28	0.00	0.00	-	-	-	-	-	-	-	-	0.00	0.00	0.00	0.01	0.00	0.00	0.00	0.00	0.00	0.01	-	0.00	0.00	0.00	0.01	0.00
29	0.00	-	-	-	-	-	-	-	0.00	0.00	0.00	0.00	0.00	0.00	0.00	0.00	0.00	0.00	0.00	0.00	0.00	0.00	0.00	0.00	0.00	0.00
30	0.00	0.00	0.00	0.00	0.00	0.00	0.00	0.00	0.00	0.00	0.00	0.00	0.00	0.00	0.00	0.00	0.00	0.00	0.00	0.00	0.00	0.00	0.00	0.00	0.00	0.00

Hungary June 2017

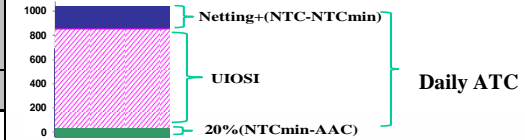
Market for Allocation of Cross-Border Capacities



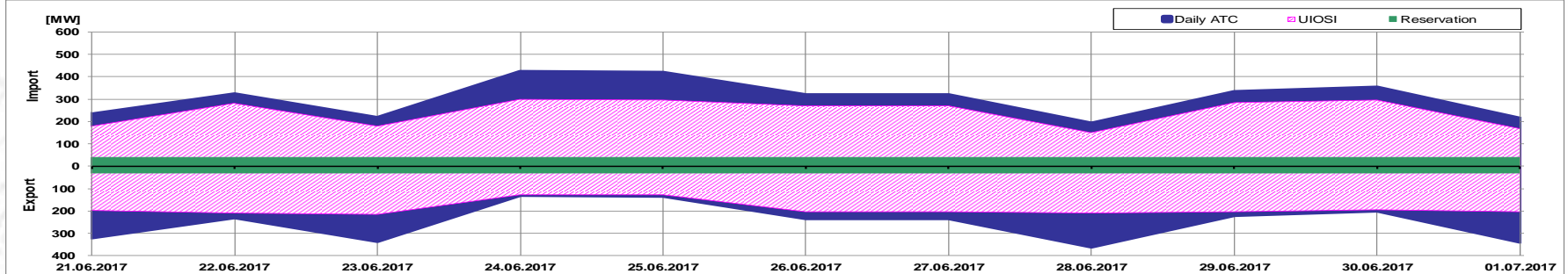
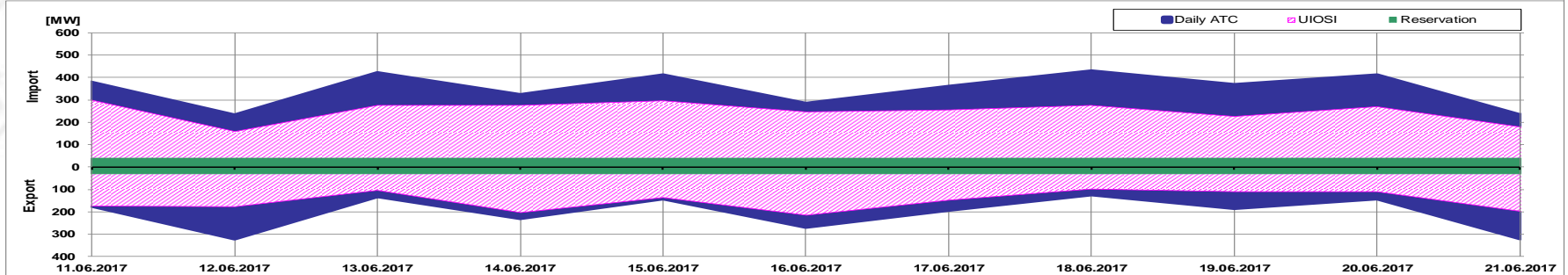
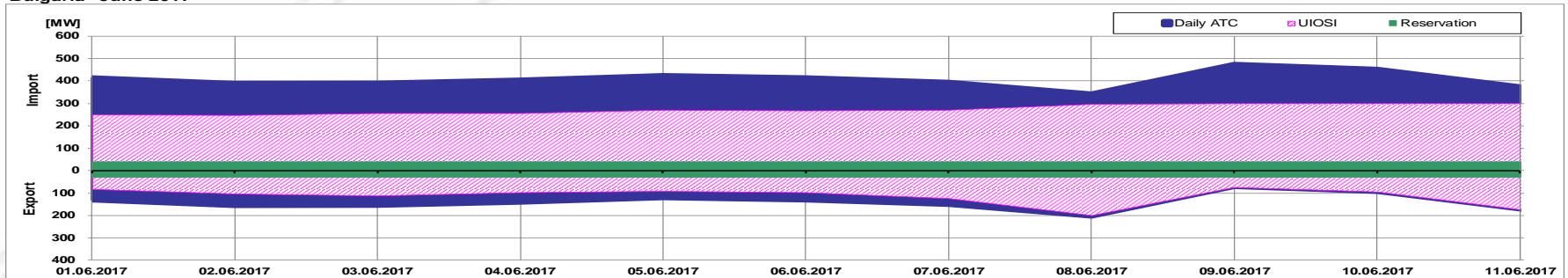
Transelectrica®
Societate Administrată în Sistem Dualist

Daily Auctions on Romanian – Bulgarian border

Reserved Capacity [MW] average value		Unused Capacity [MW] average value	
RO-BG	BG-RO	RO-BG	BG-RO
30	40	150	159



Bulgaria June 2017



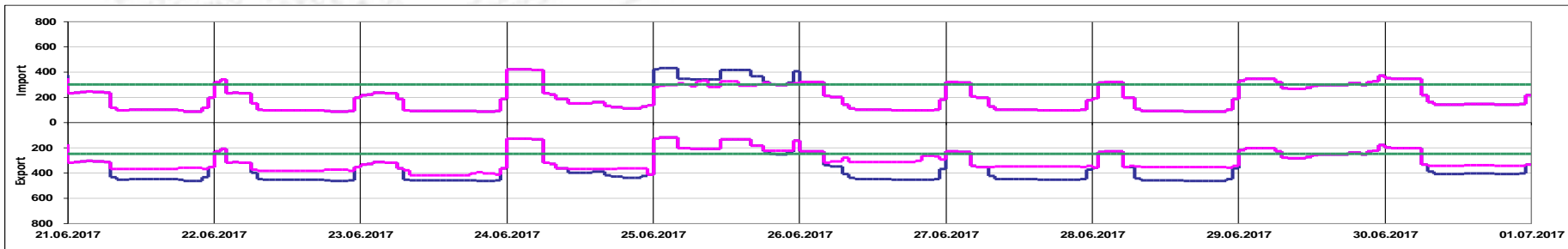
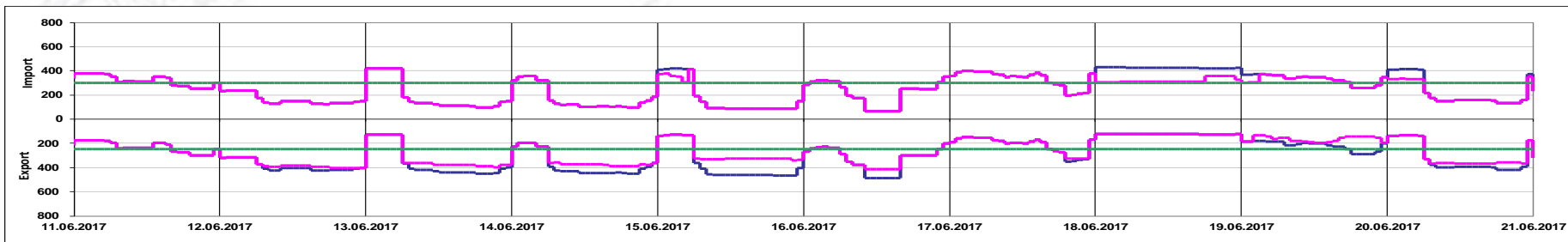
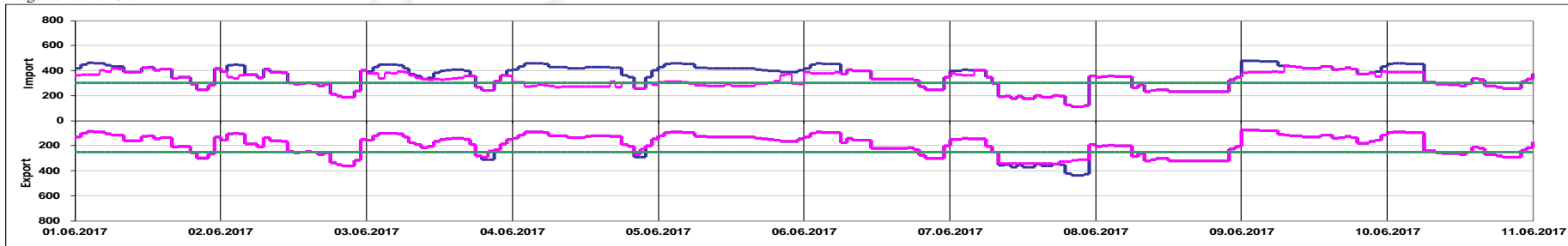


Transelectrica®
Societate Administrată în Sistem Dualist

Market for Allocation of Cross-Border Capacities

Daily Auctions on Romanian – Bulgarian border

Bulgaria June 2017



Offered Capacity on Daily Auction Import (+) / Export (-) [MW]

Allocated Capacity on Daily Auction Import (+) / Export (-) [MW]

Net Transfer Capacity (NTC) Import (+) / Export (-) [MW]

Public

Market for Allocation of Cross-Border Capacities



Transelectrica®
Societate Administrată în Sistem Dualist

Daily Auctions on Romanian – Bulgarian border

Auction Price [Euro/MWh] – Export

Day	1	2	3	4	5	6	7	8	9	10	11	12	13	14	15	16	17	18	19	20	21	22	23	24	Max
1	0.19	0.38	0.38	0.38	0.15	0.10	0.15	0.15	0.25	0.25	0.25	0.38	0.38	0.27	0.38	0.38	0.10	0.10	0.03	0.00	0.00	0.03	0.10	0.38	
2	0.19	0.31	0.31	0.31	0.11	0.11	0.09	0.15	0.25	0.25	0.45	0.36	0.36	0.36	0.36	0.36	0.12	0.06	0.06	0.04	0.04	0.06	0.12	0.45	
3	0.13	0.23	0.38	0.27	0.15	0.10	0.07	0.05	0.23	0.13	0.23	0.32	0.45	0.45	0.55	0.55	0.32	0.23	0.01	0.00	0.00	0.00	0.05	0.07	0.55
4	0.43	0.50	0.58	0.58	0.58	0.58	0.50	1.12	1.50	3.55	3.55	3.55	10.00	10.00	10.00	10.00	1.10	2.67	0.67	0.33	0.00	0.00	0.47	0.77	10.00
5	0.50	0.50	0.50	0.50	0.50	0.50	0.66	1.00	1.00	4.98	7.50	7.50	6.79	7.50	7.50	4.70	0.71	0.68	0.68	0.21	0.20	0.10	0.26	0.37	7.50
6	0.50	0.67	0.88	0.50	0.38	0.38	0.33	0.65	0.70	0.70	1.13	0.38	0.38	0.38	0.38	0.38	0.26	0.22	0.12	0.07	0.05	0.02	0.07	0.33	1.13
7	0.12	0.12	0.12	0.12	0.12	0.12	0.12	0.09	0.00	0.00	0.00	0.00	0.00	0.00	0.00	0.00	0.00	0.01	0.00	0.00	0.00	0.00	0.12	0.12	0.12
8	0.15	0.23	0.31	0.23	0.15	0.15	0.03	0.07	0.05	0.05	0.05	0.05	0.05	0.05	0.05	0.07	0.07	0.07	0.07	0.07	0.07	0.07	0.15	0.21	0.31
9	4.16	5.00	4.23	4.59	5.12	6.02	2.72	5.12	7.20	7.00	8.04	7.70	6.72	7.91	7.22	5.80	5.80	4.23	2.00	1.17	0.39	0.90	5.87	5.12	8.04
10	2.51	4.50	4.50	4.50	2.89	1.12	0.12	0.15	0.12	0.12	0.12	0.12	0.12	0.15	0.45	0.27	0.12	0.12	0.12	0.15	0.12	0.12	0.55	0.55	4.50
11	0.55	0.55	0.55	0.55	0.55	0.42	0.12	0.12	0.12	0.12	0.12	0.12	0.12	0.31	0.31	0.31	0.12	0.12	0.12	0.07	0.07	0.07	0.07	0.12	0.55
12	0.07	0.07	0.07	0.07	0.07	0.07	0.01	0.00	0.00	0.00	0.00	0.00	0.00	0.00	0.00	0.00	0.00	0.00	0.00	0.00	0.00	0.00	0.00	0.01	0.07
13	0.12	0.12	0.12	0.12	0.12	0.12	0.00	0.00	0.00	0.00	0.00	0.00	0.00	0.00	0.00	0.00	0.00	0.00	0.00	0.00	0.00	0.00	0.00	0.00	0.12
14	0.12	0.12	0.12	0.12	0.12	0.05	0.00	0.00	0.00	0.00	0.00	0.00	0.00	0.00	0.00	0.00	0.00	0.00	0.00	0.00	0.00	0.00	0.00	0.01	0.12
15	0.22	0.22	0.22	0.22	0.22	0.22	0.00	0.00	0.00	0.00	0.00	0.00	0.00	0.00	0.00	0.00	0.00	0.00	0.00	0.00	0.00	0.00	0.00	0.00	0.22
16	0.04	0.05	0.07	0.07	0.07	0.07	0.07	0.03	0.01	0.01	0.00	0.00	0.00	0.00	0.00	0.00	0.05	0.05	0.05	0.07	0.07	0.07	0.69	6.54	6.54
17	0.15	0.22	0.22	0.22	0.09	0.09	0.09	0.15	0.14	0.09	0.14	0.14	0.09	0.15	0.15	0.14	0.03	0.03	0.03	0.00	0.00	0.00	0.00	0.22	0.22
18	1.03	1.48	1.23	2.11	3.33	3.33	2.34	2.22	3.33	3.33	3.15	2.34	2.34	2.55	2.55	2.20	2.55	2.12	1.48	1.02	1.02	1.02	1.02	1.48	3.33
19	0.03	0.03	0.00	0.00	0.00	0.00	0.00	0.00	0.00	0.00	0.00	0.00	0.00	0.00	0.00	0.00	0.00	0.00	0.00	0.00	0.00	0.00	0.00	0.00	0.03
20	6.49	6.67	10.24	10.17	9.41	1.32	0.03	0.00	0.00	0.00	0.00	0.00	0.00	0.00	0.00	0.00	0.00	0.00	0.00	0.00	0.00	0.00	0.00	0.20	10.24
21	0.03	0.07	0.07	0.07	0.03	0.03	0.03	0.00	0.00	0.00	0.00	0.00	0.00	0.00	0.00	0.00	0.00	0.00	0.00	0.00	0.00	0.00	0.00	0.03	0.07
22	0.12	0.12	0.03	0.03	0.03	0.01	0.00	0.00	0.00	0.00	0.00	0.00	0.00	0.00	0.00	0.00	0.00	0.00	0.00	0.00	0.00	0.00	0.00	0.03	0.12
23	0.03	0.04	0.07	0.07	0.07	0.04	0.01	0.00	0.00	0.00	0.00	0.00	0.00	0.00	0.00	0.00	0.00	0.00	0.00	0.00	0.00	0.00	0.00	0.05	0.07
24	1.56	1.77	1.64	1.09	0.26	0.23	0.03	0.01	0.01	0.01	0.00	0.00	0.00	0.00	0.00	0.00	0.00	0.00	0.00	0.00	0.00	0.00	0.00	0.01	1.77
25	0.08	0.11	0.16	0.16	0.11	0.07	0.07	0.07	0.05	0.05	0.05	0.07	0.07	0.07	0.07	0.07	0.05	0.05	0.00	0.00	0.00	0.00	0.00	1.17	1.17
26	0.06	0.06	0.06	0.06	0.00	0.00	0.00	0.00	0.00	0.00	0.00	0.00	0.00	0.00	0.00	0.00	0.00	0.00	0.00	0.00	0.00	0.00	0.00	0.00	0.06
27	0.09	0.09	0.09	0.09	0.01	0.01	0.01	0.00	0.00	0.00	0.00	0.00	0.00	0.00	0.00	0.00	0.00	0.00	0.00	0.00	0.00	0.00	0.00	0.00	0.09
28	0.01	0.09	0.09	0.09	0.09	0.01	0.00	0.00	0.00	0.00	0.00	0.00	0.00	0.00	0.00	0.00	0.00	0.00	0.00	0.00	0.00	0.00	0.00	0.00	0.09
29	0.26	0.33	0.33	0.33	0.33	0.14	0.12	0.09	0.09	0.09	0.09	0.09	0.16	0.16	0.16	0.15	0.15	0.15	0.16	0.16	0.15	0.24	0.47	1.88	1.88
30	0.80	0.33	0.16	0.16	0.16	0.07	0.01	0.00	0.00	0.00	0.00	0.00	0.00	0.00	0.00	0.00	0.00	0.00	0.00	0.00	0.00	0.00	0.00	0.01	0.80

Bulgaria June 2017



Transelectrica®
Societate Administrată în Sistem Dualist

Market for Allocation of Cross-Border Capacities

Daily Auctions on Romanian – Bulgarian border

Auction Price [Euro/MWh] – Import

Day	1	2	3	4	5	6	7	8	9	10	11	12	13	14	15	16	17	18	19	20	21	22	23	24	Max
1	0.00	0.00	0.00	0.00	0.00	0.00	0.00	0.00	0.06	0.06	0.06	0.03	0.00	0.03	0.03	0.06	0.19	0.27	0.38	0.50	0.61	0.77	0.55	0.00	0.77
2	0.02	0.00	0.00	0.00	0.03	0.09	0.15	0.00	0.04	0.04	0.07	0.22	0.22	0.22	0.33	0.44	0.55	0.77	2.72	3.46	1.81	3.46	1.81	0.03	3.46
3	0.00	0.00	0.00	0.00	0.00	0.00	0.00	0.00	0.00	0.01	0.00	0.00	0.00	0.00	0.00	0.00	0.00	0.00	0.26	0.54	0.66	0.38	0.07	0.00	0.66
4	0.00	0.00	0.00	0.00	0.00	0.00	0.00	0.00	0.00	0.00	0.00	0.00	0.00	0.00	0.00	0.00	0.00	0.00	0.00	0.00	0.07	0.10	0.00	0.00	0.10
5	0.00	0.00	0.00	0.00	0.00	0.00	0.00	0.00	0.00	0.00	0.00	0.00	0.00	0.00	0.00	0.00	0.00	0.00	0.00	0.00	0.00	0.00	0.00	0.00	0.00
6	0.00	0.00	0.00	0.00	0.00	0.00	0.01	0.03	0.04	0.03	0.03	0.11	0.07	0.07	0.08	0.11	0.11	0.11	0.19	0.38	0.55	0.55	0.12	0.07	0.55
7	0.00	0.00	0.00	0.00	0.08	0.08	0.05	0.13	0.22	0.22	0.34	0.34	0.34	0.34	0.22	0.41	0.54	0.55	1.81	2.22	2.50	3.56	2.74	0.11	3.56
8	0.04	0.03	0.03	0.03	0.09	0.09	0.17	0.13	0.26	0.37	0.26	0.37	0.37	0.52	0.52	0.52	0.55	0.77	1.11	1.53	0.55	0.95	0.05	0.05	1.53
9	0.00	0.00	0.00	0.00	0.00	0.00	0.00	0.01	0.01	0.01	0.01	0.01	0.01	0.01	0.01	0.03	0.01	0.01	0.03	0.06	0.06	0.01	0.00	0.00	0.06
10	0.00	0.00	0.00	0.00	0.00	0.00	0.38	0.15	0.14	0.14	0.14	0.14	0.15	0.15	0.12	0.14	0.37	0.74	1.53	1.53	1.85	1.55	0.52	0.15	1.85
11	0.03	0.03	0.03	0.03	0.03	0.03	0.03	0.05	0.03	0.03	0.03	0.03	0.03	0.03	0.03	0.03	0.05	0.07	0.10	0.55	0.26	0.21	0.21	0.03	0.55
12	0.17	0.17	0.17	0.17	0.17	0.61	1.37	2.55	3.55	3.55	2.55	2.55	2.55	2.55	2.55	2.55	2.56	3.55	3.55	3.71	3.71	3.71	2.55	2.55	3.71
13	0.10	0.07	0.07	0.07	0.07	0.10	3.07	3.82	6.00	6.15	6.15	6.15	6.15	6.15	6.15	6.55	6.55	12.04	13.03	9.99	10.00	10.14	5.15	1.00	13.03
14	0.05	0.05	0.05	0.05	0.12	0.12	0.88	7.82	8.55	7.82	7.82	8.55	9.13	9.13	9.34	9.13	9.34	12.42	13.82	13.82	14.42	13.82	8.55	1.84	14.42
15	0.00	0.00	0.00	0.00	0.00	0.03	0.15	4.55	8.76	7.96	8.52	9.85	9.85	9.85	9.85	9.85	10.61	14.05	14.05	14.05	17.00	17.00	12.90	2.35	17.00
16	0.07	0.07	0.07	0.05	0.12	0.15	0.94	5.55	8.26	6.26	10.15	10.15	10.15	10.15	10.15	10.15	4.57	4.55	5.16	5.10	5.75	3.73	0.09	0.01	10.15
17	0.02	0.01	0.01	0.01	0.02	0.02	0.01	0.03	0.15	0.15	0.03	0.03	0.03	0.03	0.02	0.03	0.15	0.77	1.49	3.33	3.33	2.85	1.26	0.15	3.33
18	0.00	0.00	0.00	0.00	0.00	0.00	0.00	0.00	0.00	0.00	0.00	0.00	0.00	0.00	0.00	0.00	0.00	0.00	0.00	0.00	0.00	0.00	0.00	0.00	0.00
19	0.00	0.00	0.00	0.03	0.03	0.03	0.03	0.55	0.38	0.26	0.18	0.38	0.18	0.18	0.38	0.55	1.52	2.56	6.78	3.51	3.51	6.78	3.33	0.06	6.78
20	0.00	0.00	0.00	0.00	0.00	0.00	0.13	5.00	4.55	3.00	5.12	5.12	5.12	5.12	5.12	5.79	7.88	10.38	11.65	11.11	12.76	16.00	10.82	0.00	16.00
21	0.04	0.04	0.03	0.01	0.04	0.09	0.50	5.55	11.75	11.75	9.76	11.75	8.99	9.50	9.76	9.76	10.78	13.82	15.76	16.16	16.16	16.55	13.82	2.12	16.55
22	0.03	0.03	0.09	0.09	0.33	0.33	6.26	16.82	16.82	16.82	16.82	15.72	14.79	13.48	16.63	16.82	16.82	17.26	25.00	18.55	17.35	18.15	16.70	4.88	25.00
23	1.21	1.21	0.11	0.11	0.11	0.11	1.66	13.82	13.82	13.82	13.82	13.82	13.73	12.75	13.82	13.82	13.82	13.82	9.27	8.88	8.88	8.88	3.69	0.97	13.82
24	0.08	0.09	0.09	0.09	0.09	0.09	0.20	0.20	0.28	0.40	1.00	1.00	1.00	1.13	1.13	1.10	2.26	2.26	4.85	6.00	6.00	5.55	2.56	1.50	6.00
25	0.00	0.00	0.00	0.00	0.00	0.00	0.00	0.00	0.00	0.00	0.00	0.00	0.00	0.00	0.00	0.00	0.00	0.00	0.00	0.06	0.04	0.06	0.00	0.00	0.06
26	0.03	0.03	0.11	0.11	0.11	0.07	0.22	0.88	0.88	0.88	0.61	1.26	0.61	0.61	0.61	0.88	1.80	2.57	4.45	4.45	2.57	2.57	2.60	0.03	4.45
27	0.03	0.03	0.03	0.09	0.09	0.55	0.55	2.26	5.12	5.50	5.12	5.57	5.12	5.12	5.50	4.85	7.50	7.50	7.56	7.56	7.86	7.56	5.50	0.33	7.86
28	0.09	0.07	0.09	0.09	0.09	0.09	0.56	9.62	11.11	10.66	10.66	11.00	11.11	11.11	10.10	11.11	12.33	12.33	12.33	12.62	12.72	13.01	5.57	0.27	13.01
29	0.07	0.06	0.06	0.06	0.06	0.09	0.23	1.45	2.57	1.44	1.23	1.23	0.35	0.35	0.35	0.16	0.21	0.21	0.16	0.21	0.39	0.16	0.14	0.03	2.57
30	0.01	0.01	0.01	0.01	0.01	0.01	0.07	1.00	3.24	2.77	2.77	3.24	3.24	3.24	2.77	3.24	3.24	2.77	2.20	2.77	3.24	3.24	2.00	0.52	3.24

Bulgaria June 2017

Public

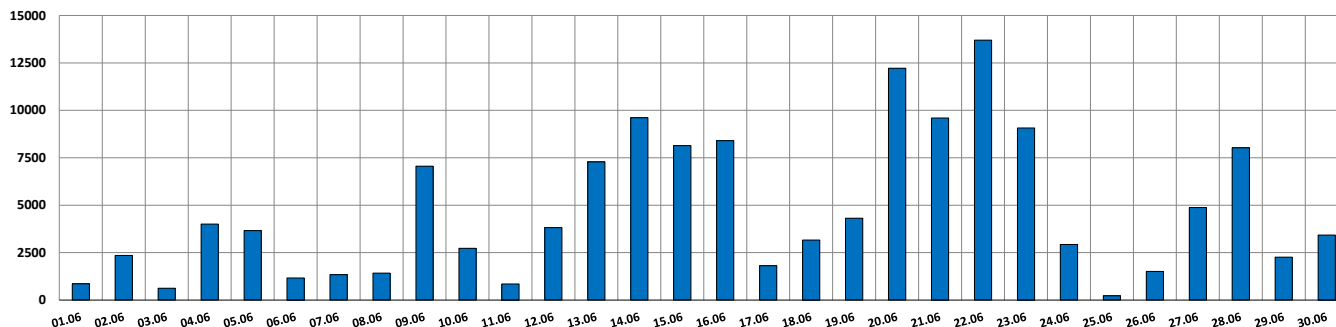
Market for Allocation of Cross-Border Capacities



Transelectrica®
Societate Administrată în Sistem Dualist

Daily Allocation on Romanian – Bulgarian border

Congestion Income RO



Day	Congestion Income border RO-BG [Euro]	Congestion Income RO [Euro]
01.06	1705	853
02.06	4699	2350
03.06	1247	623
04.06	8010	4005
05.06	7312	3656
06.06	2328	1164
07.06	2670	1335
08.06	2835	1418
09.06	14110	7055
10.06	5446	2723
11.06	1695	848
12.06	7627	3814
13.06	14563	7282
14.06	19225	9612
15.06	16278	8139
16.06	16800	8400
17.06	3617	1809
18.06	6332	3166
19.06	8628	4314
20.06	24438	12219
21.06	19199	9600
22.06	27402	13701
23.06	18147	9074
24.06	5852	2926
25.06	442	221
26.06	3012	1506
27.06	9746	4873
28.06	16051	8026
29.06	4516	2258
30.06	6848	3424
Total	280783	140392

Daily Income [Euro]		Remuneration UIOSI [Euro]	
RO-BG	BG-RO	RO-BG	BG-RO
56640	224144	32159	117504
280783		149663	

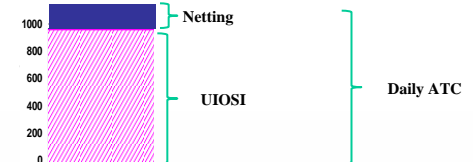
TSO Income (Z-R) [Euro]	RO TSO Income (Z-R) [Euro]
131120	65560

Market for Allocation of Cross-Border Capacities

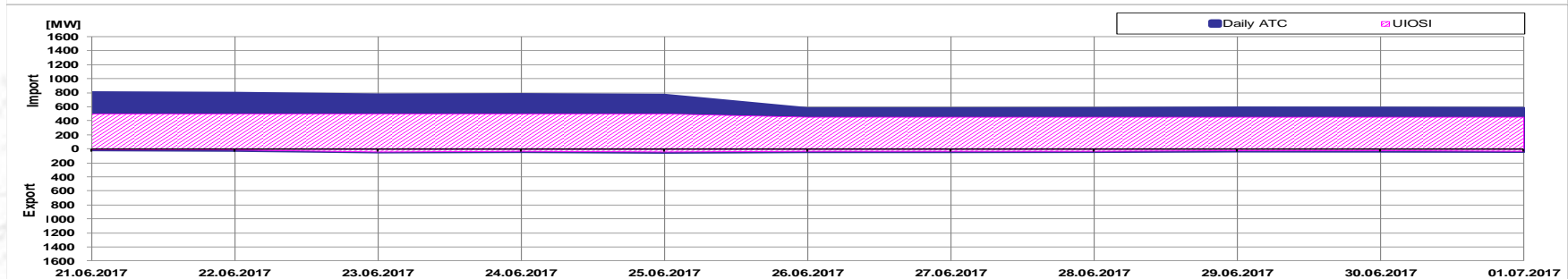
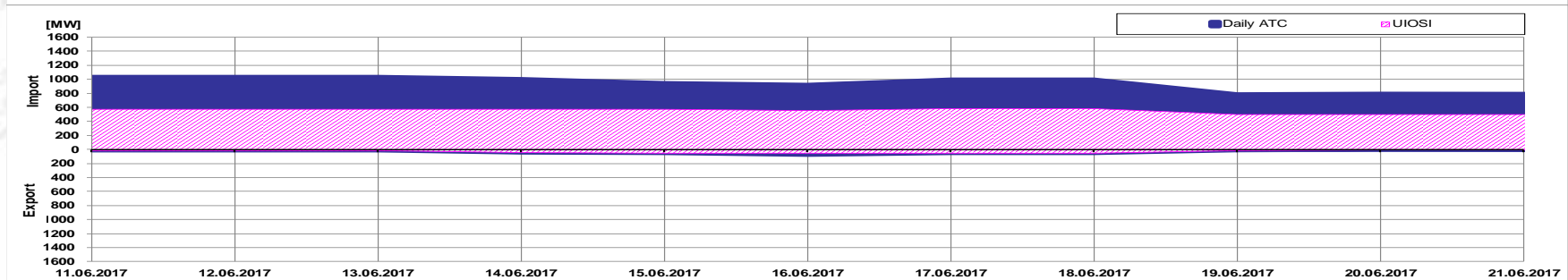
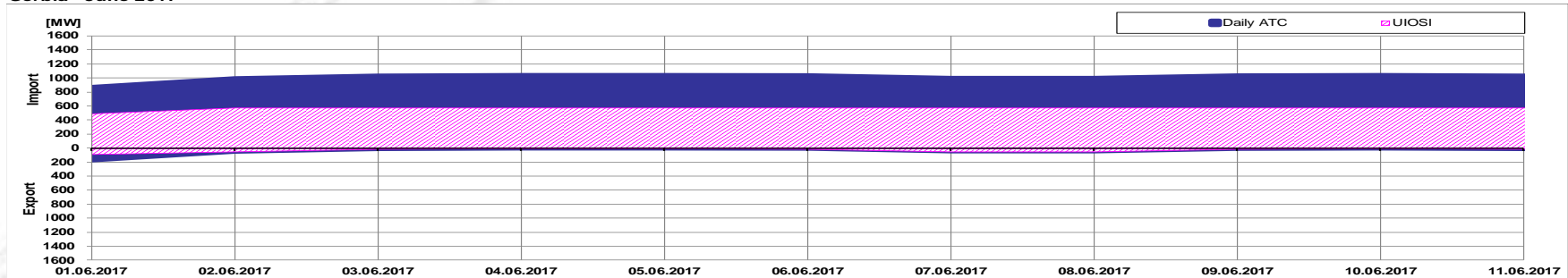


Daily Auctions on Romanian – Serbian border

Unused Capacity [MW] average value	
RO-RS	RS-RO
35	518



Serbia June 2017

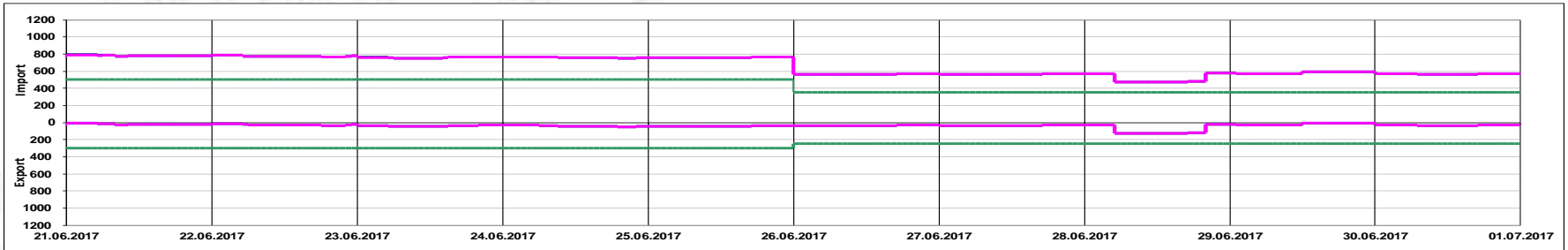
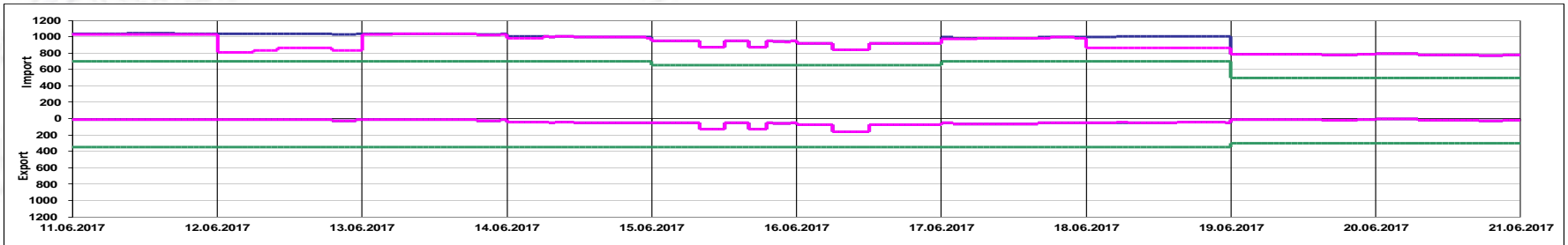
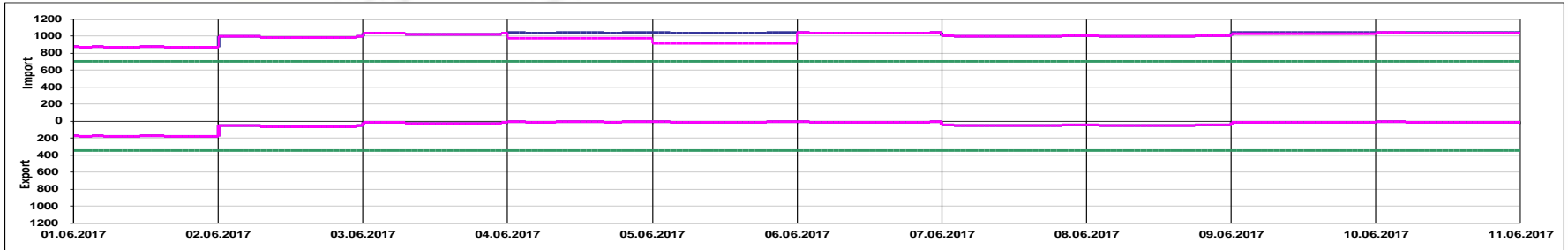




Transelectrica®
Societate Administrată în Sistem Dualist

Daily Auctions on Romanian – Serbian border

Serbia June 2017



Offered Capacity on Daily Auction Import (+) / Export (-) [MW]

Allocated Capacity on Daily Auction Import (+) / Export (-) [MW]

Net Transfer Capacity (NTC) Import (+) / Export (-) [MW]



Transelectrica®
Societate Administrată în Sistem Dualist

Market for Allocation of Cross-Border Capacities

Daily Auctions on Romanian – Serbian border

Auction Price [Euro/MWh] – Export

Day	1	2	3	4	5	6	7	8	9	10	11	12	13	14	15	16	17	18	19	20	21	22	23	24	Max
1	0.20	0.10	0.10	0.20	0.20	0.10	0.10	0.10	0.10	0.10	0.10	0.20	0.20	0.20	0.20	0.10	0.20	0.20	0.20	0.20	0.20	0.20	0.20	0.10	0.20
2	0.33	0.33	0.33	0.33	0.33	0.33	0.33	0.15	0.15	0.55	0.55	0.55	0.55	0.55	0.55	0.55	0.15	0.15	0.15	0.15	0.15	0.15	0.15	0.33	0.55
3	1.00	1.00	1.00	1.00	1.00	1.00	1.00	0.25	0.31	0.31	0.31	0.51	0.51	0.51	0.51	0.51	0.51	0.51	0.51	0.51	0.51	0.51	0.51	1.00	1.00
4	0.11	0.11	0.11	0.11	0.11	0.11	0.11	0.11	0.11	0.11	0.11	0.11	0.11	0.11	0.11	0.11	0.11	0.11	0.11	0.11	0.11	0.11	0.11	0.11	0.11
5	0.16	0.16	0.16	0.16	0.16	0.16	0.16	0.16	0.16	0.16	1.00	2.00	2.25	3.00	2.00	1.00	0.16	0.16	0.16	0.16	0.16	0.16	0.16	0.16	3.00
6	0.30	0.30	0.30	0.30	0.30	0.30	0.30	0.30	0.30	0.30	0.30	0.30	0.30	0.28	0.30	0.30	0.30	0.30	0.30	0.30	0.30	0.30	0.30	0.30	0.30
7	0.39	0.39	0.37	0.37	0.37	0.37	0.37	0.37	0.37	0.37	0.37	0.37	0.37	0.37	0.37	0.37	0.37	0.37	0.37	0.37	1.00	1.00	1.00	1.00	1.00
8	0.40	0.40	0.40	0.40	0.40	0.40	0.40	0.40	0.40	0.40	0.40	0.40	0.40	0.40	0.40	0.53	0.53	0.80	0.80	0.80	0.80	0.80	0.80	0.80	0.80
9	2.40	2.40	2.40	2.40	2.40	2.40	2.40	2.40	2.40	2.53	4.12	4.12	4.12	4.12	4.00	4.12	4.10	3.00	3.00	3.00	3.00	3.00	4.12	4.12	4.12
10	2.56	2.56	2.56	1.28	1.28	0.60	0.60	0.60	0.60	0.60	0.60	0.60	0.43	0.43	0.43	0.43	0.43	0.43	0.58	0.58	0.58	0.58	0.60	0.60	2.56
11	0.07	0.07	0.07	0.07	0.07	0.07	0.07	0.07	0.07	0.15	0.15	0.15	0.15	0.15	0.15	0.15	0.15	0.07	0.07	0.07	0.07	0.07	0.07	0.07	0.15
12	0.87	0.87	0.87	0.87	0.87	0.87	0.87	0.87	0.87	0.87	0.87	0.87	0.87	0.87	0.87	0.87	0.87	0.87	0.87	0.26	0.26	0.26	0.26	0.87	0.87
13	0.24	0.24	0.24	0.24	0.24	0.24	1.34	1.34	1.34	1.34	1.34	1.34	1.34	1.34	1.34	1.34	1.34	1.34	0.11	0.11	0.11	0.11	1.34	1.34	1.34
14	2.11	2.11	2.11	1.11	1.11	1.11	0.42	0.37	0.42	0.42	0.42	0.37	0.37	0.37	0.37	0.37	0.37	0.37	0.37	0.18	0.18	0.18	0.18	0.37	2.11
15	0.41	0.41	0.41	0.41	0.41	0.41	0.41	0.75	0.07	0.07	0.07	0.07	0.75	0.75	0.75	0.75	0.07	0.07	0.07	0.75	0.41	0.41	0.41	0.75	0.75
16	0.25	0.25	0.25	0.25	0.25	0.25	0.08	0.08	0.08	0.08	0.08	0.08	0.34	0.34	0.34	0.34	0.34	2.21	2.21	2.68	2.23	3.00	3.00	3.68	3.68
17	0.88	0.88	0.68	0.68	0.56	0.50	0.44	0.44	0.44	0.44	0.44	0.44	0.44	0.44	0.44	0.44	0.56	0.56	0.56	0.56	0.56	0.56	0.56	0.56	0.88
18	0.55	0.55	0.55	0.55	0.55	0.55	0.55	0.55	0.77	0.77	0.77	0.77	0.55	0.55	0.55	0.55	0.55	0.55	2.00	2.00	2.00	4.00	4.00	4.00	4.00
19	0.77	0.77	0.77	0.77	0.77	0.77	0.55	0.55	0.55	0.55	0.55	5.00	0.55	3.81	0.32	0.55	0.55	0.38	0.38	0.38	0.38	0.55	0.55	0.55	5.00
20	1.00	1.80	1.80	1.80	1.80	0.77	0.37	0.37	0.37	0.37	0.37	0.37	0.37	0.37	0.37	0.37	0.37	0.03	0.03	0.03	0.03	0.37	0.37	0.37	1.80
21	0.52	0.52	0.52	0.52	0.52	0.20	0.20	0.38	0.15	0.15	0.30	0.38	0.38	0.38	0.38	0.38	0.52	0.30	0.30	0.30	0.30	0.30	0.30	0.30	0.52
22	0.85	0.85	0.85	0.58	0.58	0.07	0.07	0.38	0.40	0.40	0.40	0.40	0.40	0.40	0.40	0.40	0.58	0.40	0.38	0.33	0.33	0.07	0.38	0.58	0.85
23	2.10	2.10	2.10	2.10	2.10	0.88	0.88	0.88	1.11	1.11	1.11	1.11	1.11	1.11	1.11	2.10	2.10	2.10	2.10	2.10	2.93	3.93	3.98	2.21	3.98
24	5.10	5.10	5.10	5.10	5.10	5.10	5.10	1.12	1.40	1.40	1.20	1.12	0.83	0.83	0.83	0.83	0.83	0.83	0.83	0.60	1.00	0.60	0.83	1.40	5.10
25	0.57	0.57	0.57	0.57	0.57	0.57	0.90	0.90	0.90	0.90	0.90	0.90	0.90	0.90	0.90	0.90	0.90	1.00	1.00	1.00	1.00	1.00	1.00	1.00	1.00
26	0.40	0.40	0.40	0.40	0.40	0.40	0.40	1.13	1.57	2.05	2.05	2.75	2.05	1.57	2.05	2.75	2.20	2.20	2.20	2.20	2.20	2.20	2.20	2.20	2.75
27	1.10	0.57	0.57	0.57	0.57	0.57	0.57	1.10	1.10	1.10	1.10	1.10	1.10	1.10	1.10	1.10	1.10	1.10	1.10	1.10	1.10	1.10	1.10	1.10	1.10
28	1.55	0.28	0.28	0.28	0.28	0.40	0.40	0.57	0.57	0.57	0.57	0.57	0.57	0.57	0.57	0.57	0.57	0.57	0.57	0.57	0.88	0.88	0.55	0.55	1.55
29	0.26	0.26	0.26	0.26	0.26	0.26	0.26	0.26	0.26	0.26	0.26	0.26	0.26	0.57	0.57	0.57	0.57	0.57	2.15	1.33	1.33	2.15	4.12	4.68	4.68
30	0.33	0.33	0.33	0.33	0.33	0.33	0.33	0.33	0.28	0.28	0.28	0.28	1.23	1.23	1.23	1.23	1.23	1.23	0.88	0.88	0.88	0.88	0.88	0.88	1.23

Serbia June 2017

Public



Transelectrica®
Societate Administrată în Sistem Dualist

Market for Allocation of Cross-Border Capacities

Daily Auctions on Romanian – Serbian border

Auction Price [Euro/MWh] – Import

Day	1	2	3	4	5	6	7	8	9	10	11	12	13	14	15	16	17	18	19	20	21	22	23	24	Max
1	0.03	0.03	0.03	0.03	0.03	0.03	0.03	0.03	0.03	0.03	0.03	0.03	0.03	0.03	0.03	0.03	0.03	0.03	0.03	0.03	0.03	0.03	0.03	0.03	0.03
2	0.03	0.03	0.03	0.03	0.03	0.03	0.03	0.03	0.03	0.03	0.03	0.03	0.03	0.03	0.03	0.03	0.03	0.03	0.03	0.03	0.03	0.03	0.03	0.03	0.03
3	0.01	0.01	0.01	0.01	0.01	0.01	0.01	0.01	0.01	0.01	0.01	0.01	0.01	0.01	0.01	0.01	0.01	0.01	0.01	0.01	0.01	0.01	0.01	0.01	0.01
4	0.00	0.00	0.00	0.00	0.00	0.00	0.00	0.00	0.00	0.00	0.00	0.00	0.00	0.00	0.00	0.00	0.00	0.00	0.00	0.00	0.00	0.00	0.00	0.00	0.00
5	0.00	0.00	0.00	0.00	0.00	0.00	0.00	0.00	0.00	0.00	0.00	0.00	0.00	0.00	0.00	0.00	0.00	0.00	0.00	0.00	0.00	0.00	0.00	0.00	0.00
6	0.01	0.01	0.01	0.01	0.01	0.01	0.01	0.01	0.01	0.01	0.01	0.01	0.01	0.01	0.01	0.01	0.01	0.01	0.01	0.01	0.01	0.01	0.01	0.01	0.01
7	0.01	0.01	0.01	0.01	0.01	0.01	0.01	0.04	0.04	0.04	0.03	0.03	0.03	0.03	0.03	0.03	0.03	0.03	0.03	0.03	0.03	0.03	0.01	0.01	0.01
8	0.01	0.01	0.01	0.01	0.01	0.01	0.01	0.02	0.02	0.02	0.02	0.01	0.01	0.01	0.01	0.01	0.01	0.01	0.01	0.01	0.01	0.01	0.01	0.01	0.01
9	0.00	0.00	0.00	0.00	0.00	0.00	0.00	0.00	0.00	0.00	0.00	0.00	0.00	0.00	0.00	0.00	0.00	0.00	0.00	0.00	0.00	0.00	0.00	0.00	0.00
10	0.01	0.01	0.01	0.01	0.01	0.01	0.01	0.01	0.01	0.01	0.01	0.01	0.01	0.01	0.01	0.01	0.01	0.01	0.01	0.01	0.01	0.01	0.01	0.01	0.01
11	0.00	0.00	0.00	0.00	0.00	0.00	0.00	0.00	0.00	0.00	0.00	0.00	0.00	0.00	0.00	0.00	0.00	0.00	0.00	0.00	0.00	0.00	0.00	0.00	0.00
12	0.00	0.00	0.00	0.00	0.00	0.00	0.00	0.00	0.00	0.00	0.00	0.00	0.00	0.00	0.00	0.00	0.00	0.00	0.00	0.00	0.00	0.00	0.00	0.00	0.00
13	0.00	0.00	0.00	0.00	0.00	0.01	0.01	0.01	0.01	0.01	0.01	0.01	0.01	0.01	0.01	0.01	0.01	0.01	0.01	0.01	0.01	0.01	0.01	0.01	0.01
14	0.00	0.00	0.00	0.00	0.00	0.00	0.00	0.01	0.00	0.00	0.00	0.01	0.01	0.01	0.01	0.01	0.01	0.01	0.01	0.01	0.01	0.01	0.01	0.01	0.01
15	0.01	0.01	0.01	0.01	0.01	0.01	0.01	0.01	0.02	0.02	0.02	0.02	0.01	0.01	0.01	0.01	0.03	0.06	0.06	0.02	0.02	0.02	0.01	0.01	0.06
16	0.01	0.01	0.01	0.01	0.01	0.01	0.02	0.05	0.05	0.02	0.02	0.02	0.01	0.01	0.01	0.01	0.01	0.01	0.01	0.01	0.01	0.01	0.01	0.01	0.05
17	0.00	0.00	0.00	0.00	0.00	0.00	0.00	0.01	0.01	0.01	0.00	0.00	0.00	0.00	0.00	0.00	0.00	0.00	0.01	0.01	0.01	0.01	0.00	0.00	0.01
18	0.00	0.00	0.00	0.00	0.00	0.00	0.00	0.00	0.00	0.00	0.00	0.00	0.00	0.00	0.00	0.00	0.00	0.00	0.00	0.00	0.00	0.00	0.00	0.00	0.00
19	0.08	0.08	0.08	0.08	0.08	0.08	0.08	0.08	0.08	0.08	0.08	0.08	0.08	0.08	0.08	0.08	0.08	0.08	0.08	0.08	0.08	0.08	0.08	0.08	0.08
20	0.05	0.05	0.05	0.05	0.05	0.05	0.07	0.08	0.08	0.08	0.08	0.08	0.08	0.08	0.08	0.08	0.08	0.08	0.08	0.08	0.08	0.08	0.08	0.05	0.05
21	0.01	0.01	0.01	0.01	0.01	0.01	0.05	0.05	0.07	0.07	0.05	0.05	0.05	0.05	0.05	0.05	0.05	0.08	0.08	0.08	0.08	0.08	0.02	0.02	0.08
22	0.02	0.02	0.02	0.02	0.02	0.02	0.05	0.05	0.05	0.05	0.05	0.05	0.05	0.05	0.03	0.03	0.03	0.03	0.05	0.07	0.07	0.07	0.02	0.02	0.07
23	0.03	0.03	0.03	0.03	0.03	0.03	0.07	0.07	0.07	0.07	0.07	0.07	0.03	0.03	0.03	0.03	0.03	0.03	0.03	0.03	0.03	0.03	0.03	0.03	0.03
24	0.03	0.03	0.03	0.03	0.03	0.03	0.05	0.05	0.05	0.05	0.05	0.05	0.05	0.05	0.05	0.05	0.05	0.05	0.05	0.05	0.05	0.05	0.05	0.05	0.05
25	0.02	0.02	0.02	0.02	0.02	0.02	0.02	0.02	0.02	0.02	0.02	0.02	0.02	0.02	0.02	0.02	0.02	0.02	0.02	0.02	0.02	0.02	0.02	0.02	0.02
26	0.08	0.08	0.08	0.08	0.08	0.08	0.08	0.08	0.08	0.08	0.08	0.08	0.08	0.08	0.08	0.08	0.08	0.08	0.08	0.08	0.08	0.08	0.08	0.08	0.08
27	0.08	0.08	0.08	0.08	0.08	0.08	0.08	0.08	0.08	0.08	0.08	0.08	0.08	0.08	0.08	0.08	0.08	0.08	0.08	0.08	0.08	0.08	0.08	0.08	0.08
28	0.11	0.11	0.11	0.11	0.11	0.12	0.12	0.16	0.20	0.20	0.20	0.20	0.16	0.16	0.16	0.16	0.16	0.16	0.16	0.16	0.12	0.12	0.11	0.11	0.20
29	0.11	0.11	0.11	0.11	0.11	0.11	0.11	0.11	0.11	0.11	0.11	0.09	0.08	0.08	0.08	0.08	0.08	0.08	0.08	0.08	0.08	0.08	0.08	0.08	0.11
30	0.08	0.08	0.08	0.08	0.11	0.11	0.11	0.12	0.12	0.12	0.12	0.12	0.11	0.11	0.11	0.12	0.12	0.12	0.12	0.12	0.12	0.12	0.11	0.11	0.12

Serbia June 2017

Public

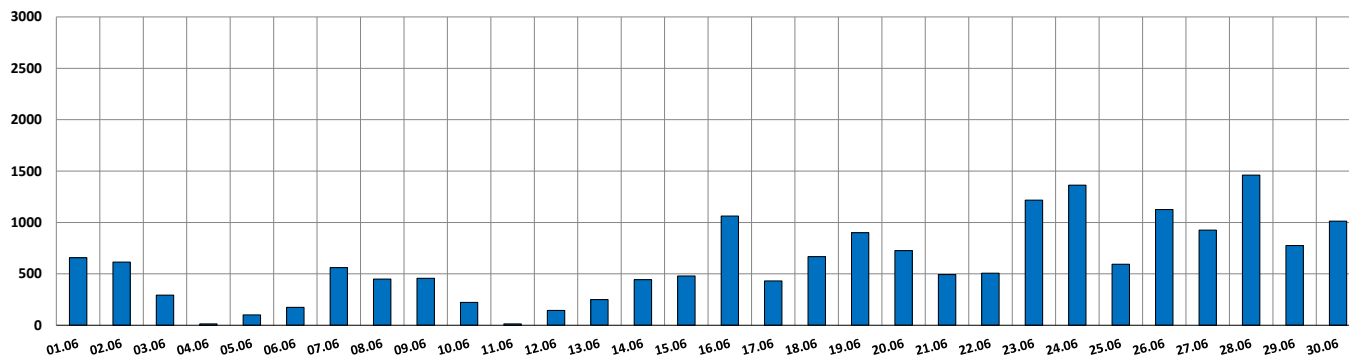
Market for Allocation of Cross-Border Capacities



Transelectrica®
Societate Administrată în Sistem Dualist

Daily Allocation on Romanian – Serbian border

Congestion Income RO



Day	Congestion Income border RO-RS [Euro]	Congestion Income RO [Euro]
01.06	1314	657
02.06	1229	615
03.06	584	292
04.06	27	14
05.06	200	100
06.06	349	174
07.06	1121	560
08.06	899	449
09.06	913	456
10.06	444	222
11.06	28	14
12.06	287	144
13.06	500	250
14.06	885	443
15.06	959	479
16.06	2125	1063
17.06	864	432
18.06	1334	667
19.06	1799	900
20.06	1451	726
21.06	985	492
22.06	1013	506
23.06	2435	1217
24.06	2725	1363
25.06	1186	593
26.06	2250	1125
27.06	1853	926
28.06	2922	1461
29.06	1552	776
30.06	2025	1013
Total	36257	18128

Daily Income [Euro]		Remuneration UIOSI [Euro]	
RO-RS	RS-RO	RO-RS	RS-RO
19198	17059	17887	10680
36257		28567	

TSO Income (Z-R) [Euro]	RO TSO Income (Z-R) [Euro]
7690	3845

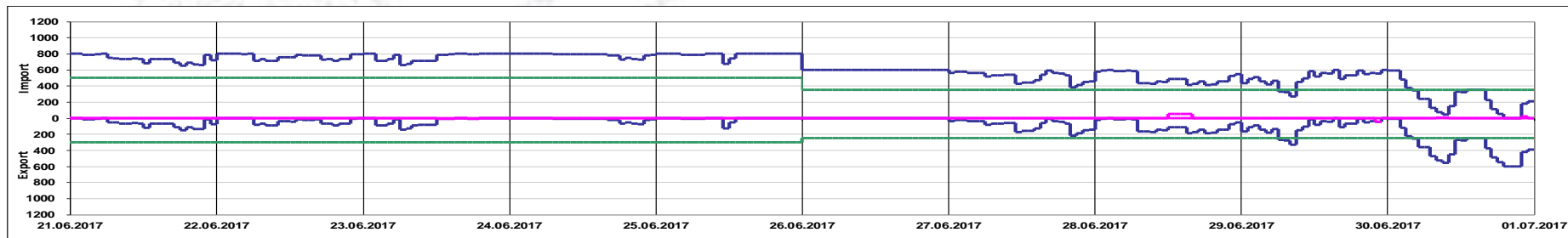
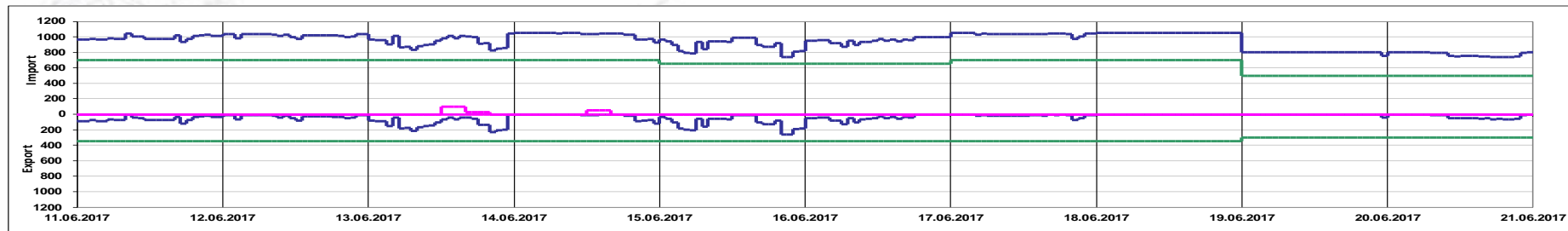
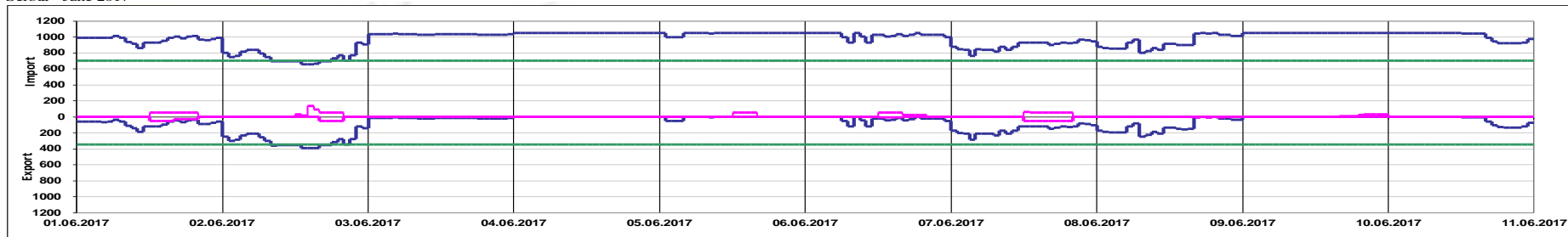


Transelectrica®
Societate Administrată în Sistem Dualist

Market for Allocation of Cross-Border Capacities

Intraday Auctions on Romanian – Serbian border

Serbia June 2017



Offered Capacity on Intraday Auction Import (+) / Export (-) [MW]

Allocated Capacity on Intraday Auction Import (+) / Export (-) [MW]

Net Transfer Capacity (NTC) Import (+) / Export (-) [MW]



Transelectrica®
Societate Administrată în Sistem Dualist

Market for Allocation of Cross-Border Capacities

Intraday Auctions on Romanian – Serbian border

Auction Price [Euro/MWh] - Export

Day	1	2	3	4	5	6	7	8	9	10	11	12	13	14	15	16	17	18	19	20	21	22	23	24	Max
1	0.00	0.00	0.00	0.00	0.00	0.00	0.00	0.00	0.00	0.00	0.00	0.00	0.00	0.00	0.00	0.00	0.00	0.00	0.00	0.00	0.00	0.00	0.00	0.00	0.00
2	0.00	0.00	0.00	0.00	0.00	0.00	0.00	0.00	0.00	0.00	0.00	0.00	0.00	0.00	0.00	0.00	0.00	0.00	0.00	0.00	0.00	0.00	0.00	0.00	0.00
3	0.00	0.00	0.00	0.00	0.00	0.00	0.00	0.00	0.00	0.00	0.00	0.00	0.00	0.00	0.00	0.00	0.00	0.00	0.00	0.00	0.00	0.00	0.00	0.00	0.00
4	-	-	-	-	-	-	-	-	-	-	-	-	-	-	-	-	-	-	-	-	-	-	-	-	-
5	0.00	0.00	0.00	0.00	0.00	0.00	0.00	0.00	0.00	-	-	-	-	0.00	-	-	-	0.00	0.00	0.00	0.00	0.00	0.00	0.00	0.00
6	0.00	0.00	0.00	0.00	0.00	0.00	0.00	0.00	0.00	0.00	0.00	0.00	0.00	0.00	0.00	0.00	0.00	0.00	-	0.00	0.00	0.00	0.00	0.00	0.00
7	0.00	0.00	0.00	0.00	0.00	0.00	0.00	0.00	0.00	0.00	0.00	0.00	0.00	0.00	0.00	0.00	0.00	0.00	0.00	0.00	0.00	0.00	0.00	0.00	0.00
8	0.00	0.00	0.00	0.00	0.00	0.00	0.00	0.00	0.00	0.00	0.00	0.00	0.00	0.00	0.00	0.00	0.00	-	0.00	-	0.00	0.00	0.00	0.00	0.00
9	-	-	-	-	-	-	-	-	-	-	-	-	-	-	-	-	-	-	-	-	-	-	-	-	-
10	-	-	-	-	-	0.00	0.00	0.00	0.00	0.00	0.00	0.00	0.00	0.00	0.00	0.00	0.00	0.00	0.00	0.00	0.00	0.00	0.00	0.00	0.00
11	0.00	0.00	0.00	0.00	0.00	0.00	0.00	0.00	0.00	0.00	0.00	0.00	0.00	0.00	0.00	0.00	0.00	0.00	0.00	0.00	0.00	0.00	0.00	0.00	0.00
12	0.00	0.00	0.00	0.00	0.00	0.00	0.00	0.00	0.00	0.00	0.00	0.00	0.00	0.00	0.00	0.00	0.00	0.00	0.00	0.00	0.00	0.00	0.00	0.00	0.00
13	0.00	0.00	0.00	0.00	0.00	0.00	0.00	0.00	0.00	0.00	0.00	0.00	0.00	0.00	0.00	0.00	0.00	0.00	0.00	0.00	0.00	0.00	0.00	0.00	0.00
14	-	-	-	-	-	-	-	0.00	-	-	-	0.00	0.00	0.00	0.00	0.00	0.00	0.00	0.00	0.00	0.00	0.00	0.00	0.00	0.00
15	0.00	0.00	0.00	0.00	0.00	0.00	0.00	0.00	0.00	0.00	0.00	0.00	0.00	0.00	0.00	0.00	0.00	0.00	0.00	0.00	0.00	0.00	0.00	0.00	0.00
16	0.00	0.00	0.00	0.00	0.00	0.00	0.00	0.00	0.00	0.00	0.00	0.00	0.00	0.00	0.00	0.00	0.00	0.00	-	-	-	-	-	-	0.00
17	-	-	-	-	0.00	0.00	0.00	0.00	0.00	0.00	0.00	0.00	0.00	0.00	0.00	0.00	0.00	0.00	0.00	0.00	0.00	0.00	0.00	0.00	0.00
18	0.00	0.00	0.00	0.00	0.00	0.00	0.00	-	-	-	-	-	-	-	-	-	-	-	-	-	-	-	-	-	0.00
19	-	-	-	-	-	-	-	-	-	-	-	-	-	-	-	-	-	-	-	-	-	-	-	-	0.00
20	-	-	-	-	-	-	0.00	0.00	0.00	0.00	0.00	0.00	0.00	0.00	0.00	0.00	0.00	0.00	0.00	0.00	0.00	0.00	0.00	0.00	0.00
21	-	-	0.00	0.00	0.00	-	0.00	0.00	0.00	0.00	0.00	0.00	0.00	0.00	0.00	0.00	0.00	0.00	0.00	0.00	0.00	0.00	0.00	0.00	0.00
22	-	-	-	-	0.00	0.00	0.00	0.00	0.00	0.00	0.00	0.00	0.00	0.00	0.00	0.00	0.00	0.00	0.00	0.00	0.00	0.00	0.00	0.00	0.00
23	-	-	0.00	0.00	0.00	0.00	0.00	0.00	0.00	0.00	0.00	0.00	0.00	0.00	0.00	-	-	0.00	0.00	-	-	-	-	-	0.00
24	-	-	-	-	-	-	-	0.00	0.00	0.00	0.00	0.00	0.00	0.00	0.00	0.00	0.00	0.00	0.00	0.00	0.00	0.00	0.00	0.00	0.00
25	-	-	-	-	0.00	0.00	0.00	0.00	-	-	-	0.00	0.00	-	-	-	-	-	-	-	-	-	-	-	0.00
26	-	-	-	-	-	-	-	-	-	-	-	-	-	-	-	-	-	-	-	-	-	-	-	-	-
27	0.00	0.00	0.00	0.00	0.00	0.00	0.00	0.00	0.00	0.00	0.00	0.00	0.00	0.00	0.00	0.00	0.00	0.00	0.00	0.00	0.00	0.00	0.00	0.00	0.00
28	0.00	0.00	-	0.00	0.00	0.00	0.00	0.00	0.00	0.00	0.00	0.00	0.00	0.00	0.00	0.00	0.00	0.00	0.00	0.00	0.00	0.00	0.00	0.00	0.00
29	0.00	0.00	0.00	0.00	0.00	0.00	0.00	0.00	0.00	0.00	0.00	0.00	0.00	0.00	0.00	-	0.00	0.00	0.00	0.00	0.00	0.00	0.00	-	0.00
30	0.00	0.00	0.00	0.00	0.00	0.00	0.00	0.00	0.00	0.00	0.00	0.00	0.00	0.00	0.00	0.00	0.00	0.00	0.00	0.00	0.00	0.00	0.00	0.00	0.00

Serbia June 2017



Transelectrica®
Societate Administrată în Sistem Dualist

Market for Allocation of Cross-Border Capacities

Statistics on Monthly Auction

June 2017		1	2	3	4	5	6	7	8	9	10	11	12	13	14	15	16	17	18	19	20	21	22	23	24	25	26	27	28	29	30
Hungary export	Number of Capacity Traders	25	25	25	25	25	25	25	25	25	25	25	25	25	25	25	25	25	25	25	25	25	25	25	25	25	25	25	25	25	25
	Number of Capacity Holders	7	7	7	7	7	7	7	7	7	7	7	7	7	7	7	7	7	7	7	7	7	7	7	7	7	7	7	7	7	7
	Number of Bids	114	114	114	114	114	114	114	114	114	114	114	114	114	114	114	114	114	114	114	114	114	114	114	114	114	114	114	114	114	114
Hungary import	Number of Capacity Traders	19	19	19	19	19	19	19	19	19	19	19	19	19	19	19	19	19	19	19	19	19	19	19	19	19	19	-	-	-	-
	Number of Capacity Holders	11	11	11	11	11	11	11	11	11	11	11	11	11	11	11	11	11	11	11	11	11	11	11	11	11	11	-	-	-	-
	Number of Bids	88	88	88	88	88	88	88	88	88	88	88	88	88	88	88	88	88	88	88	88	88	88	88	88	88	88	-	-	-	-
Bulgaria export	Number of Capacity Traders	16	16	16	16	16	16	16	16	16	16	16	16	16	16	16	16	16	16	16	16	16	16	16	16	16	16	16	16	16	16
	Number of Capacity Holders	8	8	8	8	8	8	8	8	8	8	8	8	8	8	8	8	8	8	8	8	8	8	8	8	8	8	8	8	8	8
	Number of Bids	64	64	64	64	64	64	64	64	64	64	64	64	64	64	64	64	64	64	64	64	64	64	64	64	64	64	64	64	64	64
Bulgaria import	Number of Capacity Traders	13	13	13	13	13	13	13	13	13	13	13	13	13	13	13	13	13	13	13	13	13	13	13	13	13	13	13	13	13	13
	Number of Capacity Holders	8	8	8	8	8	8	8	8	8	8	8	8	8	8	8	8	8	8	8	8	8	8	8	8	8	8	8	8	8	8
	Number of Bids	50	50	50	50	50	50	50	50	50	50	50	50	50	50	50	50	50	50	50	50	50	50	50	50	50	50	50	50	50	50
Serbia export	Number of Capacity Traders	15	15	15	15	15	15	15	15	15	15	15	15	15	15	15	15	15	15	15	15	15	15	15	15	15	15	15	15	15	15
	Number of Capacity Holders	5	5	5	5	5	5	5	5	5	5	5	5	5	5	5	5	5	5	5	5	7	7	7	7	7	7	4	4	4	4
	Number of Bids	59	59	59	59	59	59	59	59	59	59	59	59	59	59	59	59	59	59	59	59	54	54	54	54	54	54	53	53	53	53
Serbia import	Number of Capacity Traders	8	8	8	8	8	8	8	8	8	8	8	8	8	8	8	8	8	7	7	8	8	8	8	8	8	8	8	8	8	8
	Number of Capacity Holders	8	8	8	8	8	8	8	8	8	8	8	8	8	8	8	8	8	7	7	8	8	8	8	8	8	8	8	6	6	6
	Number of Bids	23	23	23	23	23	23	23	23	23	23	23	23	23	23	23	23	23	23	23	24	24	24	24	24	24	24	22	22	22	22
Ukraine export	Number of Capacity Traders	-	-	-	-	-	-	-	-	-	-	-	-	-	-	-	-	-	-	-	-	-	-	-	-	-	-	-	-	-	
	Number of Capacity Holders	-	-	-	-	-	-	-	-	-	-	-	-	-	-	-	-	-	-	-	-	-	-	-	-	-	-	-	-	-	-
	Number of Bids	-	-	-	-	-	-	-	-	-	-	-	-	-	-	-	-	-	-	-	-	-	-	-	-	-	-	-	-	-	-
Ukraine import	Number of Capacity Traders	7	7	7	7	7	7	7	7	7	7	7	-	-	7	-	-	7	7	7	7	7	7	7	7	7	7	-	-	-	
	Number of Capacity Holders	4	4	4	4	4	3	3	3	3	3	3	-	-	3	-	-	5	5	4	4	4	4	4	4	4	4	-	-	-	
	Number of Bids	15	15	15	15	15	11	11	11	11	11	11	-	-	11	-	-	16	16	15	16	16	16	16	16	16	16	-	-	-	
Moldavia import RO_Cioara	Number of Capacity Traders	-	-	-	-	-	-	-	-	-	-	-	-	-	-	-	-	-	-	-	-	-	-	-	-	-	-	-	-	-	
	Number of Capacity Holders	-	-	-	-	-	-	-	-	-	-	-	-	-	-	-	-	-	-	-	-	-	-	-	-	-	-	-	-	-	-
	Number of Bids	-	-	-	-	-	-	-	-	-	-	-	-	-	-	-	-	-	-	-	-	-	-	-	-	-	-	-	-	-	-
Moldavia import RO_Costesti	Number of Capacity Traders	-	-	-	-	-	-	-	-	-	-	-	-	-	-	-	-	-	-	-	-	-	-	-	-	-	-	-	-	-	-
	Number of Capacity Holders	-	-	-	-	-	-	-	-	-	-	-	-	-	-	-	-	-	-	-	-	-	-	-	-	-	-	-	-	-	-
	Number of Bids	-	-	-	-	-	-	-	-	-	-	-	-	-	-	-	-	-	-	-	-	-	-	-	-	-	-	-	-	-	-
Moldavia import RO_Vulcanesti	Number of Capacity Traders	-	-	-	-	-	-	-	-	-	-	-	-	-	-	-	-	-	-	-	-	-	-	-	-	-	-	-	-	-	-
	Number of Capacity Holders	-	-	-	-	-	-	-	-	-	-	-	-	-	-	-	-	-	-	-	-	-	-	-	-	-	-	-	-	-	-
	Number of Bids	-	-	-	-	-	-	-	-	-	-	-	-	-	-	-	-	-	-	-	-	-	-	-	-	-	-	-	-	-	-

June 2017	Maximum	Minimum
Number of Capacity Traders	25	7
Number of Capacity Holders	11	3
Number of Bids	114	11

Public

Market for Allocation of Cross-Border Capacities



Statistics on Daily Auctions

June 2017	Daily Auctions	1	2	3	4	5	6	7	8	9	10	11	12	13	14	15	16	17	18	19	20	21	22	23	24	25	26	27	28	29	30
Serbia Export	Maximum Number of Capacity Traders	8	6	8	2	2	4	6	7	7	7	4	5	5	8	7	8	6	4	4	5	5	7	7	8	4	4	7	7	8	6
	Maximum Number of Capacity Holders	4	3	3	2	2	2	3	3	3	2	4	2	4	4	5	5	3	2	2	4	4	5	3	4	2	3	3	3	3	3
	Maximum Number of Bids	19	15	13	2	2	5	13	14	11	9	6	8	7	15	14	16	10	6	5	7	8	9	14	19	7	12	14	14	13	12
Serbia Import	Maximum Number of Capacity Traders	7	9	6	4	5	8	8	8	6	8	5	4	6	6	6	6	6	5	5	6	7	8	8	6	4	4	6	8	7	8
	Maximum Number of Capacity Holders	7	9	6	4	5	7	8	8	6	8	5	4	6	6	6	6	6	5	3	5	6	6	7	6	4	3	4	7	5	7
	Maximum Number of Bids	23	28	23	19	19	26	28	28	22	25	21	19	25	22	24	24	24	19	20	25	27	28	25	23	19	19	23	28	23	28
Bulgaria Export	Maximum Number of Capacity Traders	8	8	6	5	6	9	8	10	11	8	5	5	7	8	6	8	7	6	5	8	6	6	7	7	5	5	7	6	9	6
	Maximum Number of Capacity Holders	7	7	5	4	5	6	7	7	6	6	4	5	6	7	5	7	7	4	5	6	6	6	6	7	5	5	7	6	7	6
	Maximum Number of Bids	21	21	16	14	16	23	21	23	26	23	16	17	19	21	17	22	20	20	15	24	20	20	22	21	15	17	21	19	25	18
Bulgaria Import	Maximum Number of Capacity Traders	11	12	10	6	6	10	13	13	8	13	8	9	14	14	14	15	11	3	7	13	11	13	11	12	6	6	11	11	9	11
	Maximum Number of Capacity Holders	9	11	9	6	6	8	9	11	8	8	7	7	9	7	8	10	8	3	5	7	8	8	6	9	6	5	8	7	7	7
	Maximum Number of Bids	26	25	20	16	16	22	27	26	19	26	17	24	33	31	25	31	23	13	19	28	26	31	24	26	15	18	25	27	25	29

Note: In the table are presented the daily maximum hourly values.

Market for Allocation of Cross-Border Capacities



Statistics on Intraday Auctions

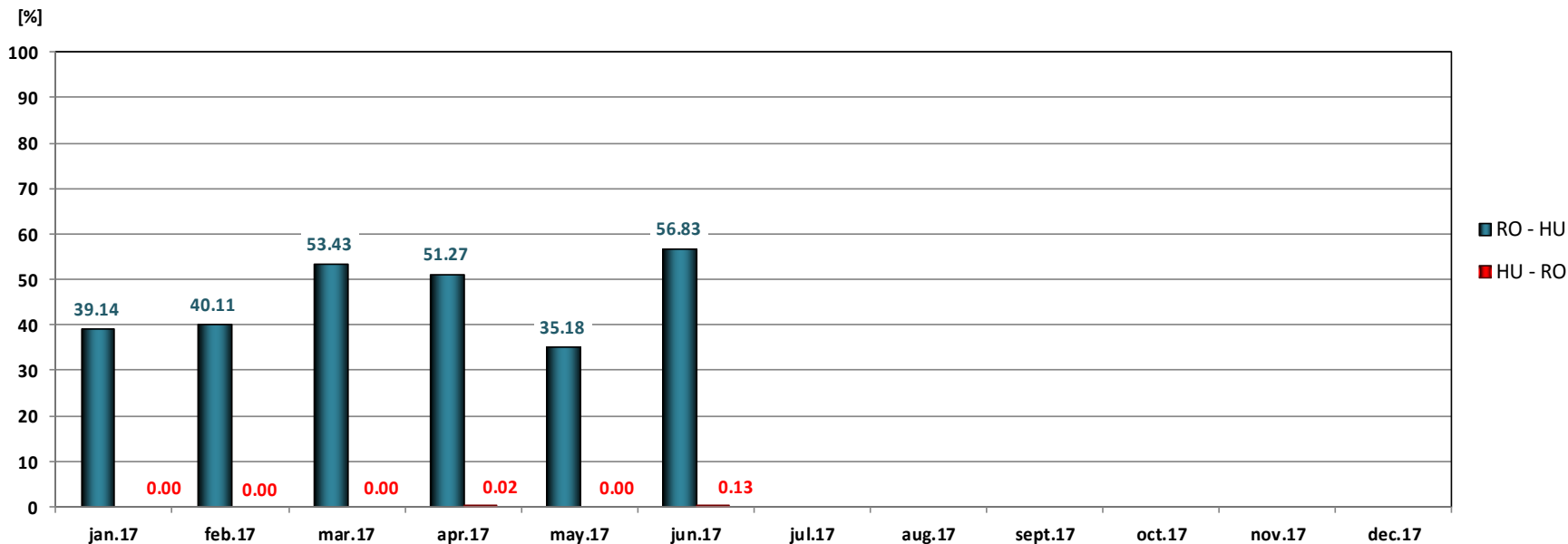
June 2017		Intraday Auctions																														
		1	2	3	4	5	6	7	8	9	10	11	12	13	14	15	16	17	18	19	20	21	22	23	24	25	26	27	28	29	30	
Hungary Export	Maximum Number of Capacity Traders	3	1	1	0	0	2	2	2	2	0	1	2	2	1	1	4	0	1	2	3	2	2	3	1	2	2	3	2	3	2	
	Maximum Number of Capacity Holders	3	1	1	-	-	2	2	2	2	-	1	2	2	1	1	4	-	1	2	3	2	2	2	1	2	2	3	2	3	2	
Hungary Import	Maximum Number of Capacity Traders	2	1	0	0	1	3	3	3	2	0	0	3	2	1	1	3	0	1	2	2	2	3	2	1	1	3	3	4	4	5	
	Maximum Number of Capacity Holders	2	1	-	-	1	3	3	3	2	-	-	3	2	1	1	3	-	1	2	2	2	3	2	1	1	3	3	4	4	5	
Serbia Export	Maximum Number of Capacity Traders	1	1	0	0	0	1	1	1	-	0	0	0	0	0	1	1	0	0	0	1	0	0	1	0	0	-	0	0	1	0	
	Maximum Number of Capacity Holders	1	1	-	-	-	1	1	1	-	-	-	-	-	-	1	1	-	-	-	1	-	-	1	-	-	-	-	-	-	1	-
Serbia Import	Maximum Number of Capacity Traders	1	1	0	0	1	1	2	0	1	0	0	0	1	1	0	0	0	0	0	0	0	0	0	0	0	0	0	0	1	0	1
	Maximum Number of Capacity Holders	1	1	-	-	1	1	2	-	1	-	-	-	1	1	-	-	-	-	-	-	-	-	-	-	-	-	-	-	1	-	1

Note: In the table are presented the daily maximum hourly values.

Long term Auction on Romanian – Hungarian border

Usage Level of Allocated Capacity

Usage Level of Yearly and Monthly Allocated Capacity on Romanian - Hungarian border



CET

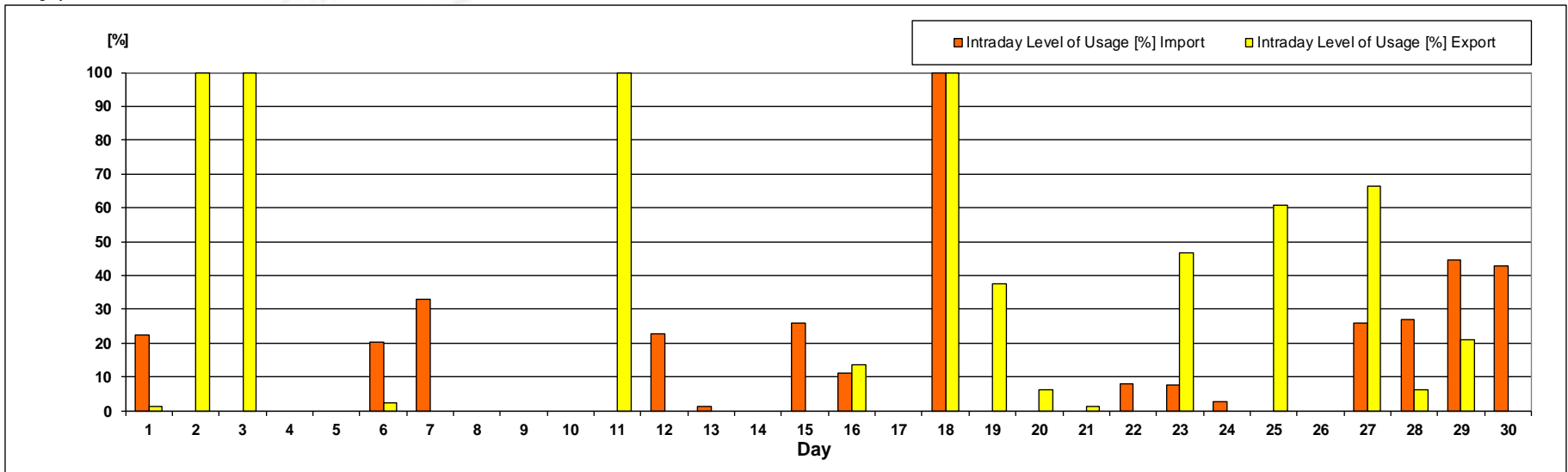
Usage level of yearly and monthly allocated capacity was calculated as ratio between nominated capacity and sum of allocated capacity at yearly and monthly auctions. From the beginning of the year, the average values (arithmetic) of usage level are: 46 % on export direction and 0.02 % on import direction.

Market for Allocation of Cross-Border Capacities



Intraday Auctions on Romanian – Hungarian border Usage Level of Intraday Allocated Capacity

Hungary June 2017



Intraday Level of Usage [%]

June 2017	1	2	3	4	5	6	7	8	9	10	11	12	13	14	15	16	17	18	19	20	21	22	23	24	25	26	27	28	29	30
Import	22.33	0.00	-	-	0.00	20.33	32.94	0.00	0.00	-	-	22.70	1.25	0.00	26.00	11.11	-	100.00	0.00	0.00	0.00	7.94	7.50	2.50	0.00	0.00	25.84	26.88	44.60	42.84
Export	1.28	100.00	100.00	-	-	2.44	0.00	0.00	0.00	-	100.00	0.00	0.00	0.00	0.00	13.71	-	100.00	37.36	6.21	1.33	0.00	46.77	0.00	60.72	0.00	66.53	6.25	20.88	0.00

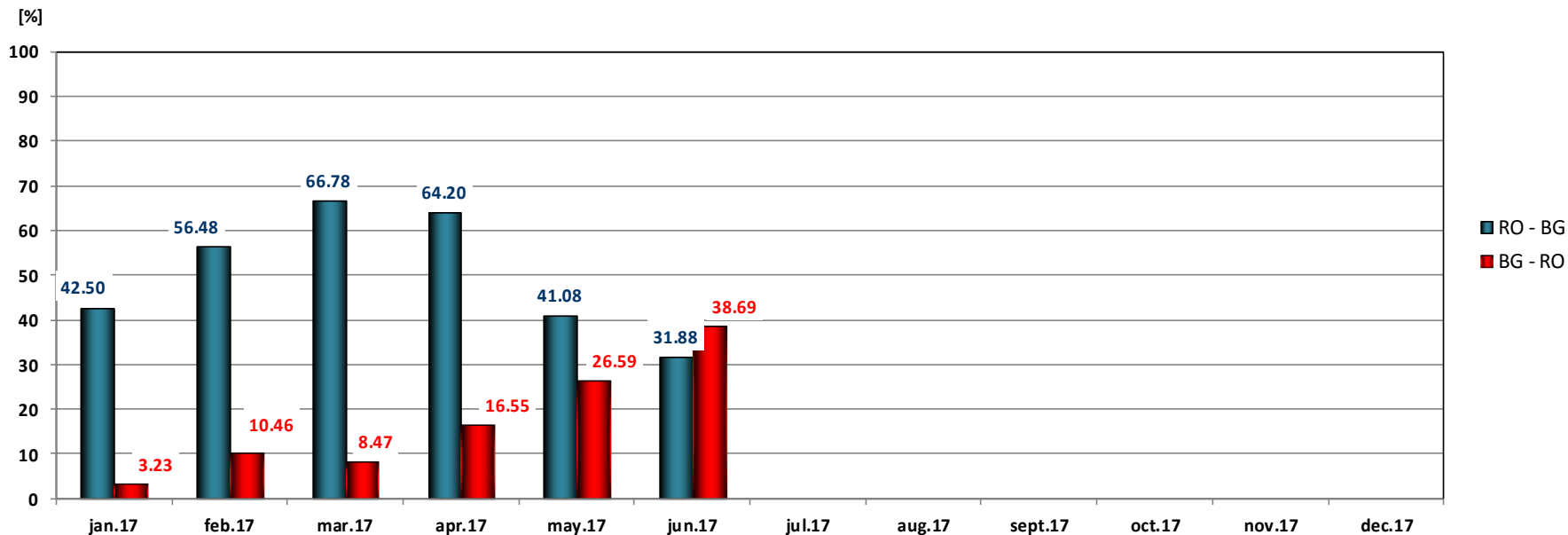
Level of usage of intraday allocated capacity, calculated at monthly level, as ratio between sum of nominated intraday capacities and sum of intraday allocated capacities, has the following values:

- Import 16.83 [%]
- Export 18.23 [%]

Long term Auction on Romanian – Bulgarian border

Usage Level of Allocated Capacity

Usage Level of Yearly and Monthly Allocated Capacity on Romanian - Bulgarian border



CET

Usage level of yearly and monthly allocated capacity was calculated as ratio between nominated capacity and sum of allocated capacity at yearly and monthly auctions. From the beginning of the year, the average values (arithmetic) of usage level are: 50.49 % on export direction and 17.33 % on import direction.

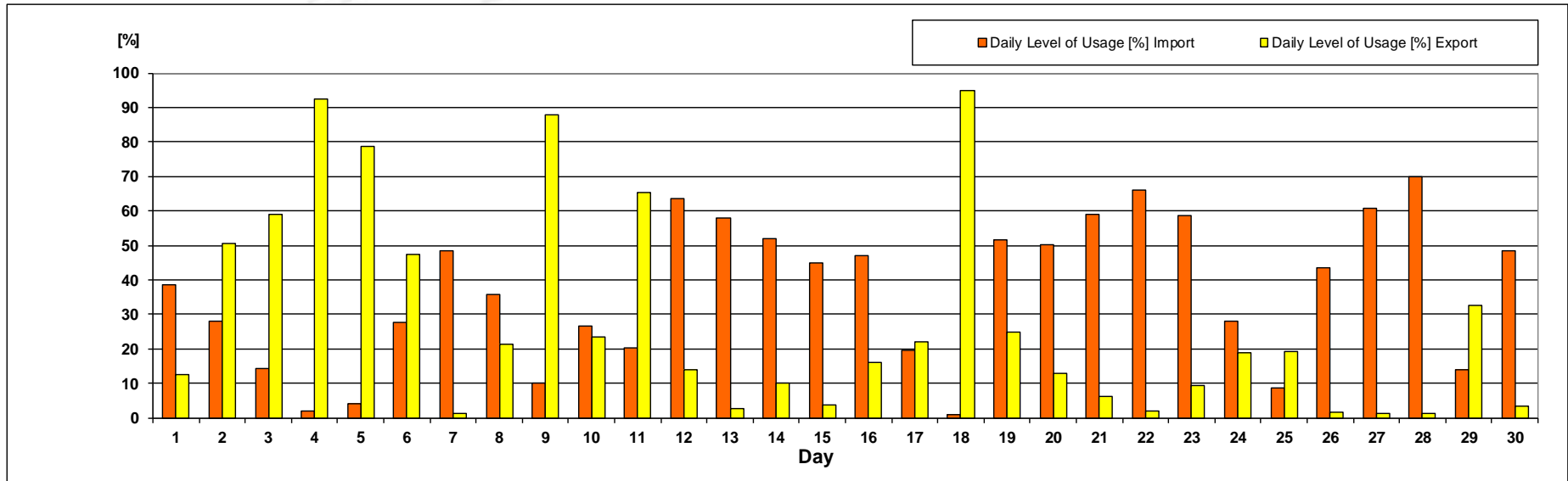
Market for Allocation of Cross-Border Capacities



Transelectrica®
Societate Administrată în Sistem Dualist

Daily Auctions on Romanian – Bulgarian border Usage Level of Daily Allocated Capacity

RO-BG June 2017



Daily Level of Usage [%]

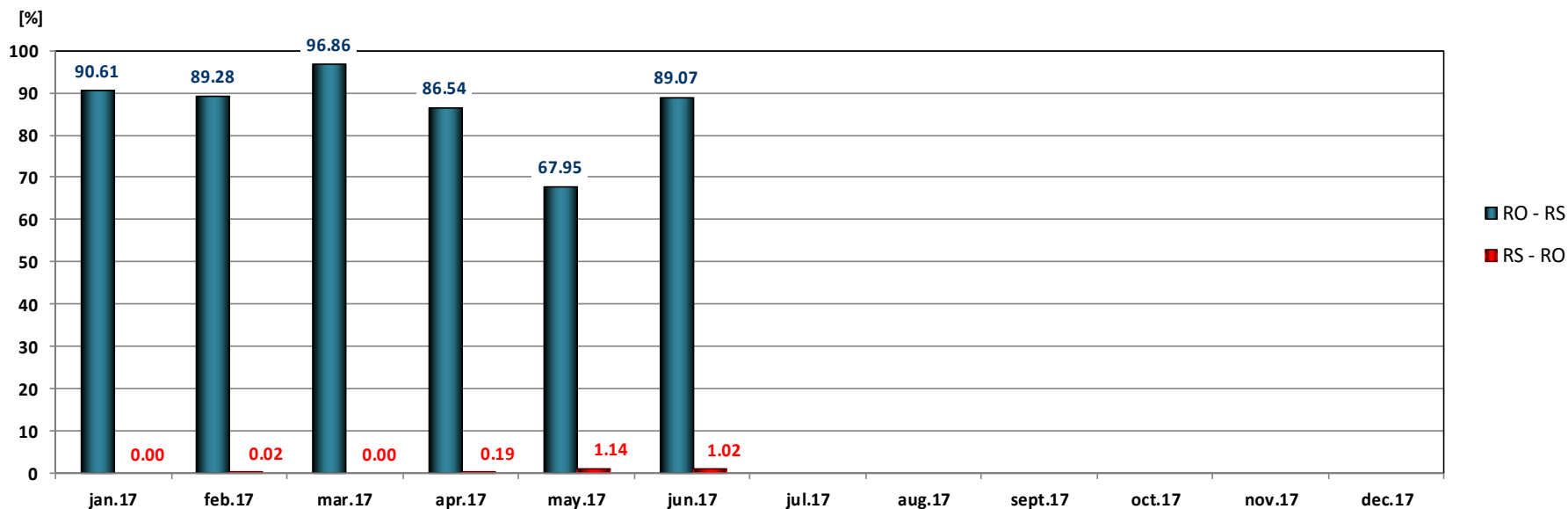
June 2017	1	2	3	4	5	6	7	8	9	10	11	12	13	14	15	16	17	18	19	20	21	22	23	24	25	26	27	28	29	30
Import	38.44	28.01	14.11	1.82	3.98	27.50	48.49	35.62	10.09	26.55	20.36	63.59	58.01	51.96	44.94	47.08	19.40	0.71	51.69	50.09	59.07	66.05	58.74	27.88	8.74	43.51	60.76	69.98	13.82	48.58
Export	12.64	50.58	58.88	92.50	78.82	47.48	1.30	21.36	87.89	23.40	65.40	14.08	2.48	10.04	3.53	16.10	22.09	94.76	24.73	12.82	6.04	1.87	9.41	18.92	19.21	1.50	1.33	1.18	32.61	3.24

Level of usage of daily allocated capacity, calculated at monthly level, as ratio between sum of nominated daily capacities and sum of daily allocated capacities, has the following values:

- Import 31.48 [%]
- Export 20.77 [%]

Long term Auction on Romanian – Serbian border Usage Level of Allocated Capacity

Usage Level of Yearly and Monthly Allocated Capacity on Romanian - Serbian border



CET

Usage level of yearly and monthly allocated capacity was calculated as ratio between nominated capacity and sum of allocated capacity at yearly and monthly auctions. From the beginning of the year, the average values (arithmetic) of usage level are: 86.72 % on export direction and 0.39 % on import direction.

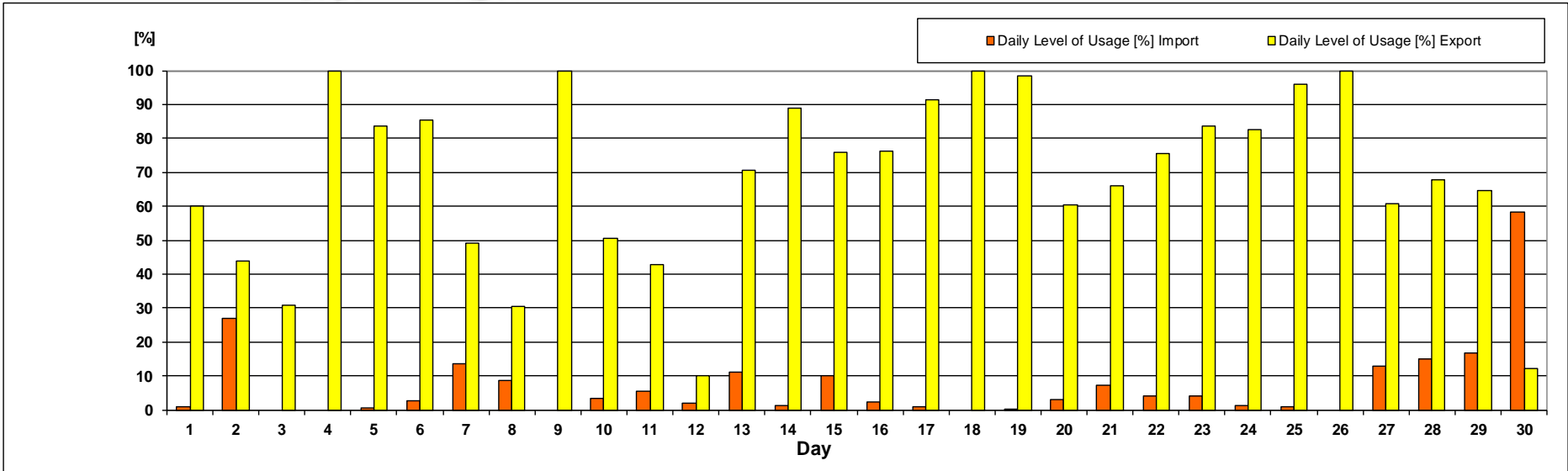
Market for Allocation of Cross-Border Capacities



Daily Auctions on Romanian – Serbian border Usage Level of Daily Allocated Capacity

Serbia

June 2017



Daily Level of Usage [%]

June 2017	1	2	3	4	5	6	7	8	9	10	11	12	13	14	15	16	17	18	19	20	21	22	23	24	25	26	27	28	29	30
Import	0.97	26.92	0.00	0.00	0.69	2.64	13.55	8.64	0.00	3.28	5.30	1.79	10.96	1.40	9.91	2.26	1.01	0.00	0.19	2.86	7.26	3.97	4.07	1.15	0.99	0.00	12.77	14.82	16.88	58.45
Export	59.97	43.75	30.67	100.00	83.55	85.42	48.94	30.37	100.00	50.57	42.95	10.00	70.50	88.85	75.77	76.30	91.23	100.00	98.28	60.44	65.95	75.38	83.52	82.67	95.92	100.00	60.88	67.65	64.53	12.19

Level of usage of daily allocated capacity, calculated at monthly level, as ratio between sum of nominated daily capacities and sum of daily allocated capacities, has the following values:

- Import 6.32 [%]
- Export 68.10 [%]

Market for Allocation of Cross-Border Capacities

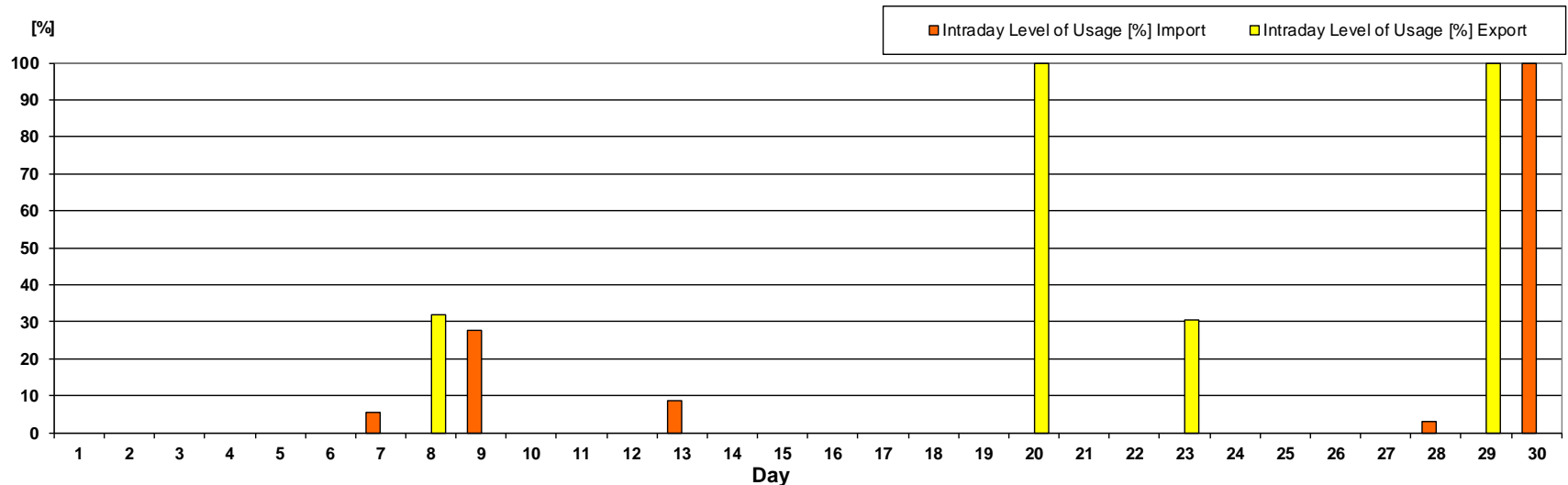


Transelectrica®
Societate Administrată în Sistem Dualist

Intraday Auctions on Romanian – Serbian border Usage Level of Intraday Allocated Capacity

Serbia

June 2017



Intraday Level of Usage [%]

June 2017	1	2	3	4	5	6	7	8	9	10	11	12	13	14	15	16	17	18	19	20	21	22	23	24	25	26	27	28	29	30
Import	-	-	-	-	0.00	0.00	5.44	-	27.65	-	-	-	8.46	0.00	-	-	-	-	-	-	-	-	-	-	-	-	-	3.00	100.00	
Export	-	-	-	-	-	0.00	0.00	31.82	-	-	-	-	-	-	0.00	-	-	-	-	100.00	-	-	30.56	-	-	-	-	-	100.00	-

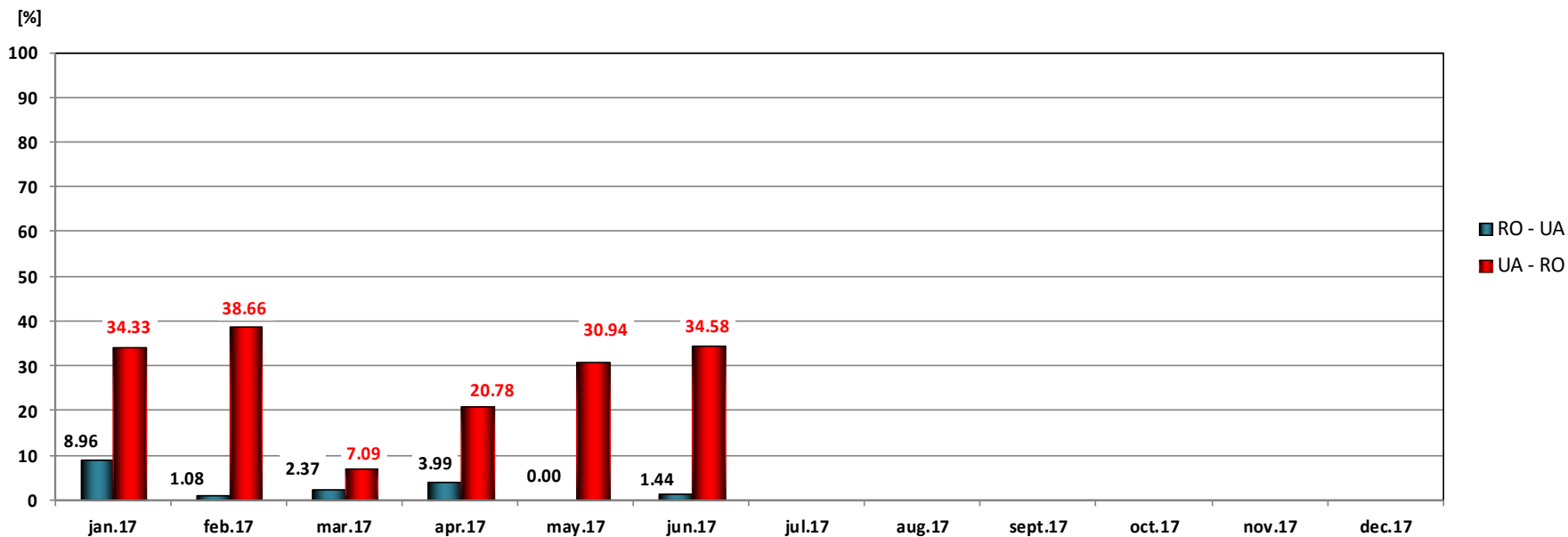
Level of usage of intraday allocated capacity, calculated at monthly level, as ratio between sum of nominated intraday capacities and sum of intraday allocated capacities, has the following values:

- Import 5.57 [%]
- Export 6.19 [%]

Long term Auction on Romanian – Ukrainian border

Usage Level of Allocated Capacity

Usage Level of Yearly and Monthly Allocated Capacity on Romanian - Ukrainian border



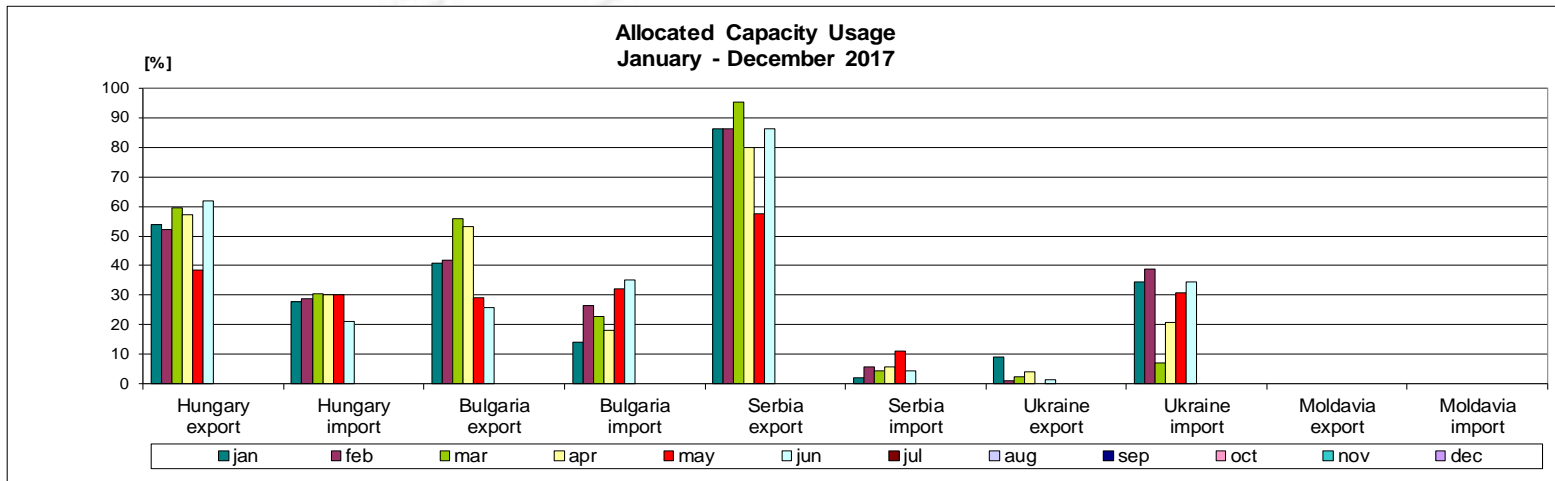
CET

Usage level of yearly and monthly allocated capacity was calculated as ratio between nominated capacity and sum of allocated capacity at yearly and monthly auctions. From the beginning of the year, the average values (arithmetic) of usage level are: 4.14 % on export direction and 26.69 % on import direction.

Market for Allocation of Cross-Border Capacities



Transelectrica®
Societate Administrată în Sistem Dualist



The allocated capacity level of usage on one border and direction represents the percentage ratio between the energy associated with the commercial transactions, nominated during a month, and the energy associated with the allocated capacity by the Romanian and by the neighbouring side, to all participants who have or not counterparties on the other side of the border.

[%]	Hungary export	Hungary import	Bulgaria export	Bulgaria import	Serbia export	Serbia import	Ukraine export	Ukraine import	Moldavia export	Moldavia import
jan	54.00	27.90	40.92	14.26	86.37	2.06	8.96	34.33	-	-
feb	52.10	28.88	41.96	26.52	86.13	5.71	1.08	38.66	-	-
mar	59.59	30.37	55.74	22.71	95.28	4.56	2.37	7.09	-	-
apr	57.19	30.24	53.10	18.01	79.88	5.91	3.99	20.78	-	-
may	38.37	30.22	29.29	32.12	57.44	11.13	0.00	30.94	-	-
jun	61.76	21.02	25.92	35.16	86.38	4.31	1.44	34.58	-	-
jul										
aug										
sep										
oct										
nov										
dec										
average	53.83	28.10	41.16	24.80	81.91	5.61	2.97	27.73	-	-

Type B

In June 2017, the highest level of usage on export direction was obtained on Serbian border. On import direction the highest level of usage was obtained on Bulgarian border.

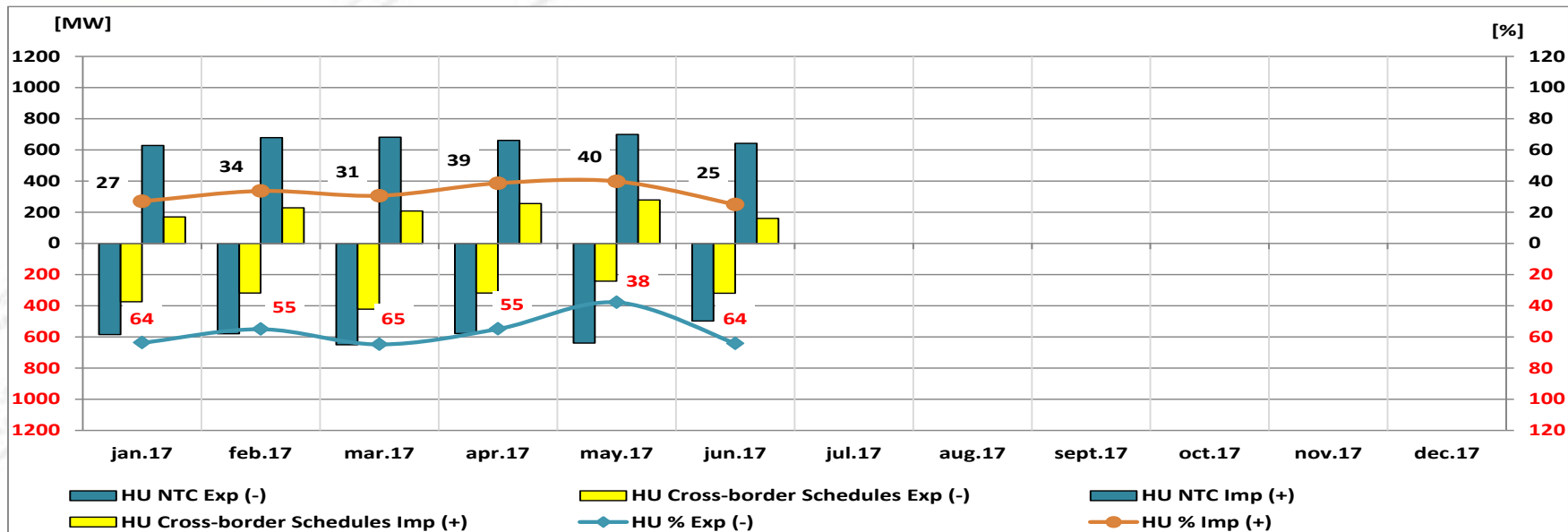


Transelectrica®
Societate Administrată în Sistem Dualist

Market for Allocation of Cross-Border Capacities

Usage Level of NTC on Romanian – Hungarian border

CET



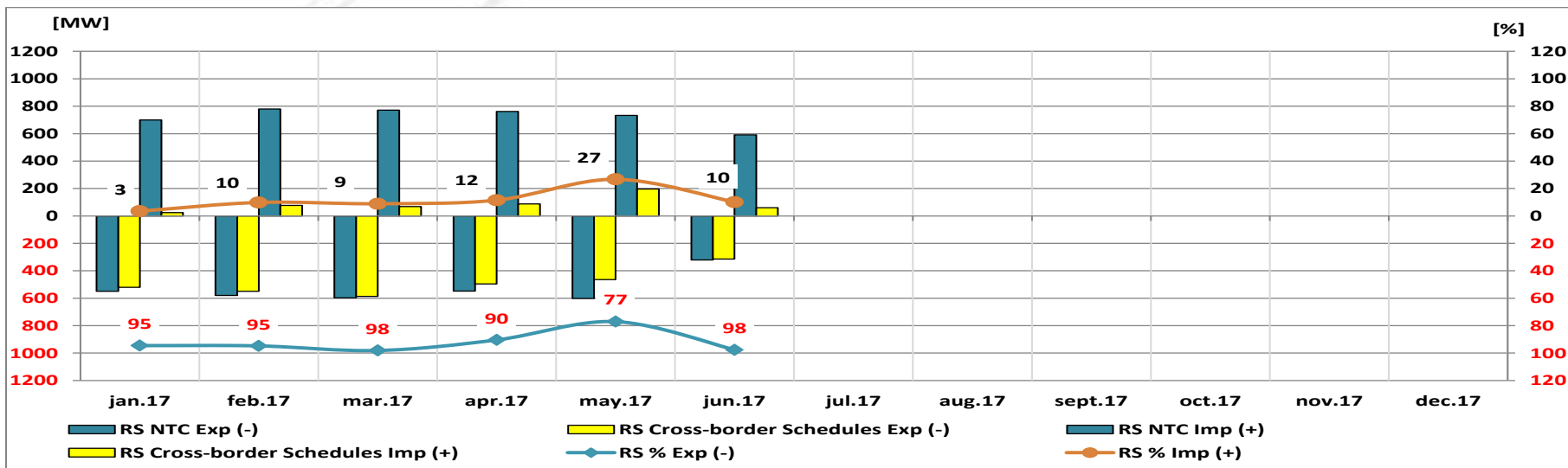
Hungary (monthly averages values, MW)	jan.17	feb.17	mar.17	apr.17	may.17	jun.17	jul.17	aug.17	sept.17	oct.17	nov.17	dec.17
HU NTC Exp (-)	-585	-579	-651	-578	-639	-498						
HU Cross-border Schedules Exp (-)	-373	-319	-422	-318	-242	-320						
HU NTC Imp (+)	629	679	682	662	700	642						
HU Cross-border Schedules Imp (+)	170	229	209	256	279	160						

The level of usage was calculated as ratio between total cross-border schedules (capacity nominated on long and short term) and NTC.

From the beginning of the year, the average values (arithmetic) of usage level are: 56.77 % on export direction and 32.45 % on import direction.

Usage Level of NTC on Romanian – Serbian border

CET



Serbia (monthly averages values, MW)	jan.17	feb.17	mar.17	apr.17	may.17	jun.17	jul.17	aug.17	sept.17	oct.17	nov.17	dec.17
RS NTC Exp (-)	-550	-579	-598	-548	-602	-322						
RS Cross-border Schedules Exp (-)	-520	-549	-586	-496	-464	-314						
RS NTC Imp (+)	700	779	772	762	732	592						
RS Cross-border Schedules Imp (+)	24	76	69	88	196	59						

The level of usage was calculated as ratio between total cross-border schedules (capacity nominated on long and short term) and NTC.

From the beginning of the year, the average values (arithmetic) of usage level are: 92.1 % on export direction and 11.75 % on import direction.

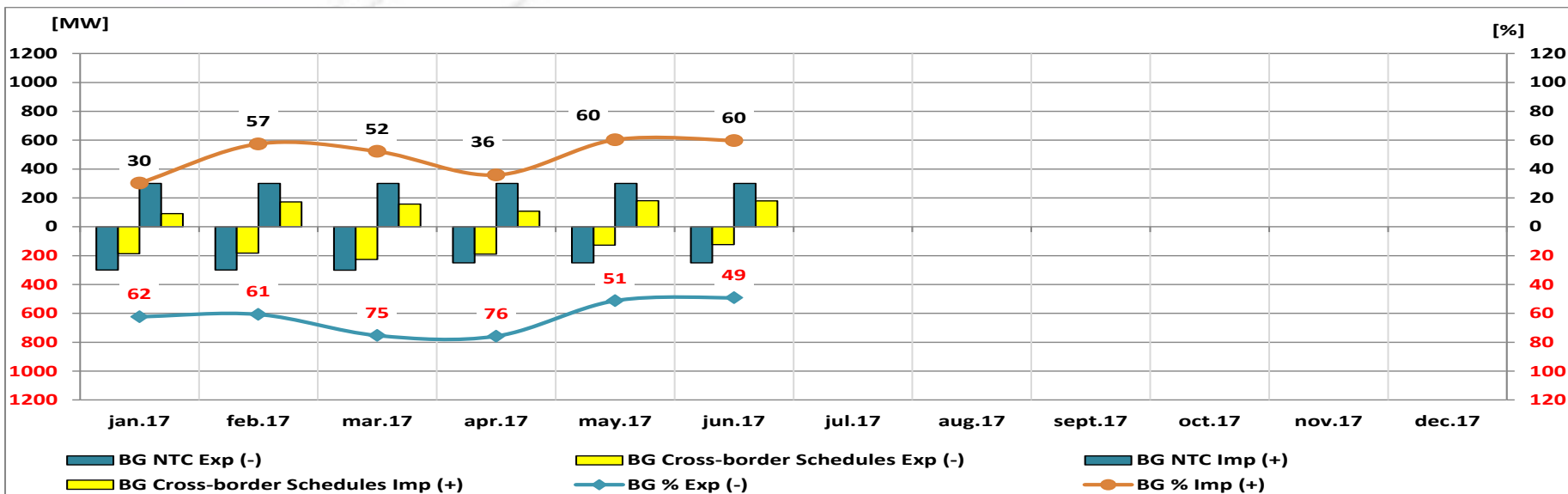


Transelectrica®
Societate Administrată în Sistem Dualist

Market for Allocation of Cross-Border Capacities

Usage Level of NTC on Romanian – Bulgarian border

CET



Bulgaria (monthly averages values, MW)	jan.17	feb.17	mar.17	apr.17	may.17	jun.17	jul.17	aug.17	sept.17	oct.17	nov.17	dec.17
BG NTC Exp (-)	-300	-300	-300	-250	-250	-250						
BG Cross-border Schedules Exp (-)	-187	-182	-226	-190	-128	-123						
BG NTC Imp (+)	300	300	300	300	300	300						
BG Cross-border Schedules Imp (+)	91	172	157	108	181	179						

The level of usage was calculated as ratio between total cross-border schedules (capacity nominated on long and short term) and NTC.

From the beginning of the year, the average values (arithmetic) of usage level are: 62.45 % on export direction and 49.3 % on import direction.

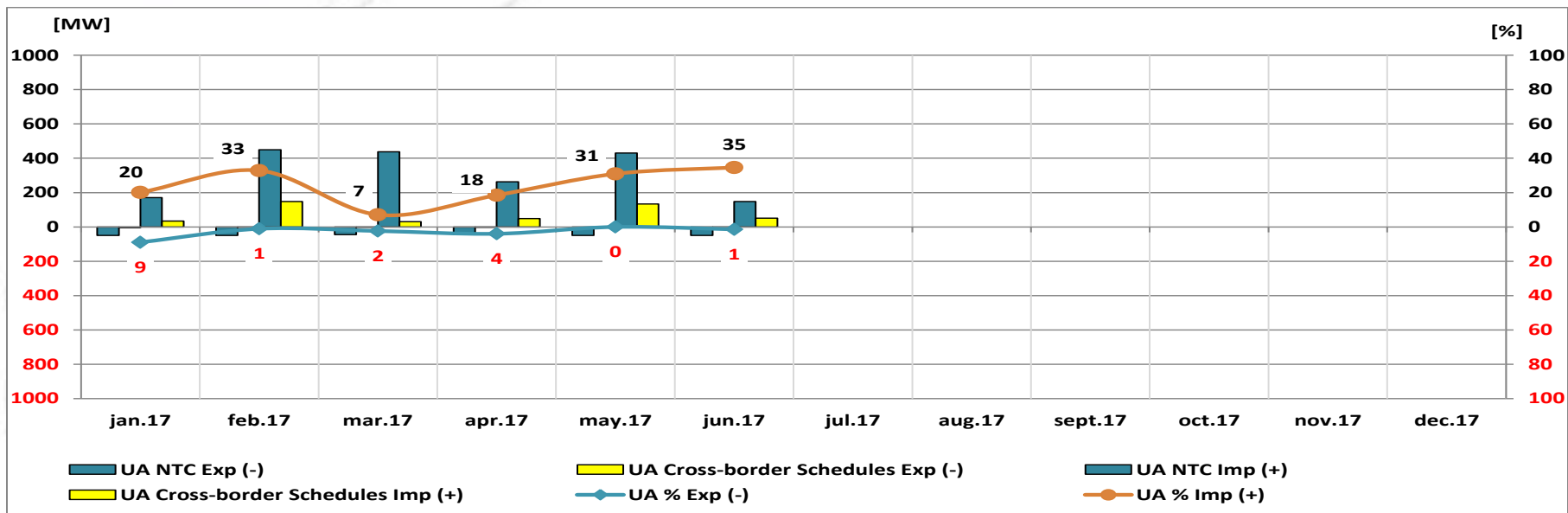


Transelectrica®
Societate Administrată în Sistem Dualist

Market for Allocation of Cross-Border Capacities

Usage Level of NTC on Romanian – Ukrainian border

CET



Ukraine (monthly averages values, MW)	jan.17	feb.17	mar.17	apr.17	may.17	jun.17	jul.17	aug.17	sept.17	oct.17	nov.17	dec.17
UA NTC Exp (-)	-50	-50	-45	-45	-50	-50						
UA Cross-border Schedules Exp (-)	-4	-1	-1	-2	0	-1						
UA NTC Imp (+)	171	450	438	263	431	148						
UA Cross-border Schedules Imp (+)	34	148	31	49	133	51						

The level of usage was calculated as ratio between total cross-border schedules (capacity nominated on long and short term) and NTC.

From the beginning of the year, the average values (arithmetic) of usage level are: 2.97 % on export direction and 24.00 % on import direction.



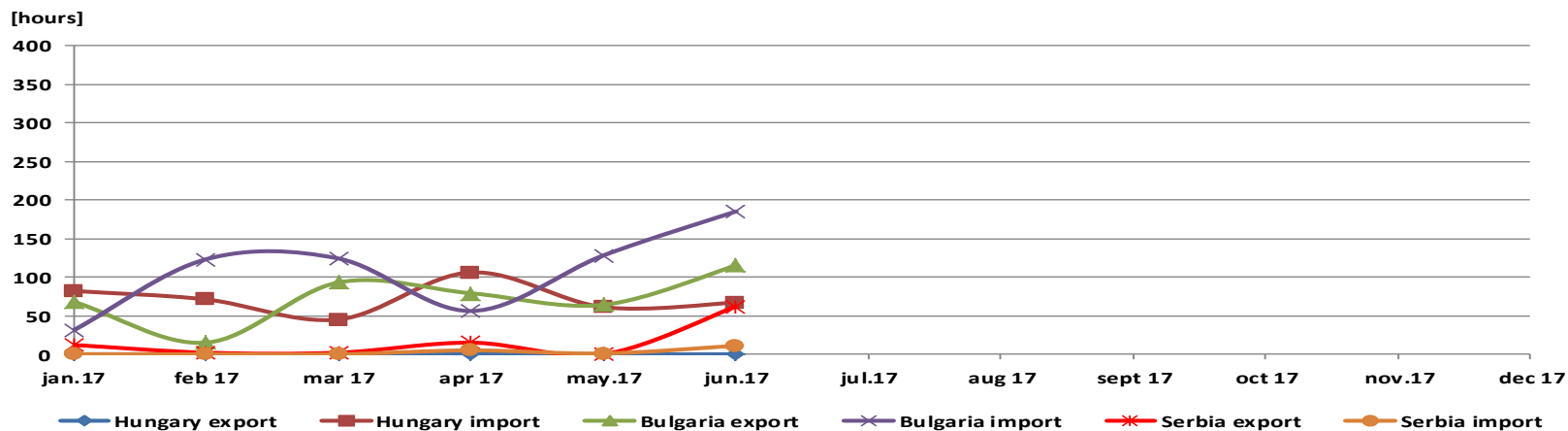
Transelectrica®
Societate Administrată în Sistem Dualist

Market for Allocation of Cross-Border Capacities

Maximization of NTC Usage

CET

Number of hours in which the sum of nominated cross-border schedules is higher than NTC



Number of hours	jan.17	feb 17	mar 17	apr 17	may.17	jun.17	jul.17	aug 17	sept 17	oct 17	nov.17	dec 17
Hungary export	0	0	0	1	0	0						
Hungary import	82	71	45	106	61	67						
Bulgaria export	68	15	93	79	64	115						
Bulgaria import	31	123	124	56	128	185						
Serbia export	12	2	2	15	0	62						
Serbia import	0	0	0	5	1	11						

By making efficient use of the interconnection (applying “netting” principle in daily and intra-day offered capacity calculation) there are some hours in which sum of nominated cross-border schedules is higher than the NTC.

Market for Allocation of Cross-Border Capacities



Synthesis (C1, C3, HHI) on type of auction and total values

June 2017

Border	Auction												Total		
	Yearly			Monthly			Daily			Intraday			Total		
	C1 [%]	C3 [%]	HHI	C1 [%]	C3 [%]	HHI	C1 [%]	C3 [%]	HHI	C1 [%]	C3 [%]	HHI	C1 [%]	C3 [%]	HHI
<i>Hungary import</i>	22.06	55.59	1490	21.43	48.21	1209	-	-	-	53.28	98.38	3857	16.00	43.30	977
<i>Hungary export</i>	30.86	55.71	1498	30.00	61.25	1834	-	-	-	57.67	95.80	4097	27.00	46.53	1176
<i>Bulgaria import</i>	43.00	92.00	3564	42.50	67.50	2363	32.33	73.31	2093	-	-	-	37.61	63.46	1943
<i>Bulgaria export</i>	41.00	76.00	2472	30.00	75.83	2192	47.05	88.69	3158	-	-	-	41.47	65.95	2213
<i>Serbia import</i>	46.67	93.33	3844	37.17	74.79	2488	33.58	88.79	2688	57.79	100.00	4443	31.25	68.12	1859
<i>Serbia export</i>	39.50	70.00	2273	42.79	80.05	2687	29.00	80.03	2224	93.81	100.00	8824	28.07	60.04	1535
<i>Ukraine import</i>	50.00	100.00	4808	42.54	81.53	2754	-	-	-	-	-	-	44.38	87.08	3067
<i>Ukraine export</i>	48.00	100.00	3728	-	-	-	-	-	-	-	-	-	48.00	100.00	3728
<i>Moldavia import</i>	-	-	-	-	-	-	-	-	-	-	-	-	-	-	-

Note:

- Starting with 20.11.2014, on Hungarian border the implicit daily allocation is done through the market coupling mechanism of CZ-SK-HU day-ahead electricity markets.
- Starting with 01.01.2015, intraday auctions are no longer organized on the Bulgarian border, since the Bulgarian market rules do not allow intraday cross-border exchanges.



Transelectrica®
Societate Administrată în Sistem Dualist

Email: Monitorizare.Piata@transelectrica.ro

Fax: 021 3035630