



**Transelectrica®**  
Societate Administrată în Sistem Dualist

# MARKET MONITORING REPORT

## Ancillary Services

### August 2017



**Transelectrica®**

**Societate Administrată în Sistem Dualist**

ANRE - Romanian Energy Regulatory Authority

HHI - Herfindahl-Hirschman Index

BRP - Balance Responsible Party

BM - Balancing Market

DAM - Day Ahead Market

TSO - Transmission System Operator

DU – Dispatchable Unit

PN – Physical Notification

NDC - National Dispatching Center

C1 – The market share of the largest market participant

C3 – Total market share of top 3 market participants

NPS – Minimum number of residual generators

TTC – Total Transfer Capacity

NTC – Net Transfer Capacity

ATC – Available Transfer Capacity

CMBC – Centralised Market for Electricity Bilateral Contracts

IDM – Intraday Market



**Transelectrica®**  
Societate Administrată în Sistem Dualist

According to the Commercial Code, Transelectrica, the Romanian Transmission System Operator, operates and monitors the activity of 3 types of markets: Balancing Market, Ancillary Services Market and Market for Allocation of Cross-Border Capacities.

Using the records from the markets data bases, Transelectrica prepares daily, weekly and monthly monitoring reports. A part of the data included in these reports (those data which are not confidential) are published on the website [www.transelectrica.ro](http://www.transelectrica.ro) (section Transparency).



## General Remarks

- The ANRE Decision no 907/22.06.2017 in compliance with HG 138/2013 and HG 941/2014, established hourly values of secondary, fast tertiary and slow tertiary reserves ensured through bilateral contracts, contracts with regulated quantities and prices, settled between Transelectrica and CE Hunedoara SA, the producer that holds qualified units for Ancillary Services supplying, for the time period 01 July 2017 ÷ 31 December 2017.
- The contracts signed between the Ancillary System Services Suppliers and Transelectrica covered 99.94% from TSO's necessary volume.
- The report contains requested quantities by Transelectrica (through NDC), contracted quantities based on ANRE decisions, bid amounts and realized quantities.
- 7 participants have supplied Ancillary Services: CE Hunedoara SA, CE Oltenia SA, Hidroelectrica SA, SC Romgaz SA, Bepco, Electro Energy Sud, Electrocentrale Bucuresti.
- Transmission network losses have been contracted through CMBC market with: CE Oltenia (C101/2016), A Energy Ind (C235/2016), SN Nuclearelectrica (C123/2017), Enol Grup SA (C55, C56/2017), Menarom (C143/2017), total contracted quantity includes also the energy traded by Transelectrica on DAM, IDM and BM.

# Ancillary Services



**Transelectrica®**  
Societate Administrată în Sistem Dualist

## Statistic Data

**Average Prices [lei/hMW] and Costs [lei]**

Reserves	Average weighted prices [lei/hMW]	Contracted services costs [lei]	Penalties for unfulfilled contracted services [lei]	Total costs Ancillary Services [lei]
Secondary regulation on / off consumption peak *	77.24	27,397,100.00	678,760.00	26,718,340.00
Fast Tertiary Regulation	46.31	23,979,592.40	290,864.00	23,688,728.40
Slow Tertiary Regulation	31.58	16,613,976.00	272,308.80	16,341,667.20
Network losses (CMBC)	168.97	6,288,055.35	0.00	6,288,055.35
Network losses (total)	246.16	19,712,098.49	0.00	19,712,098.49

**Quantities [hMW/h]**

Reserves	Reserves			Available regulation energy			Participants		
	Requested	Contracted	Realized	Not realized	average	min	max	Number	HHI
Secondary regulation on / off consumption peak *	500,00/450,00	499,81/450,00	*493,59/444,49	*6,21/5,51	*513,28/468,35	*314/264	*566/562	3	4802
Fast Tertiary Regulation	691.67	691.67	687.50	4.17				7	6762
Slow Tertiary Regulation	699.03	699.03	695.56	3.47				4	5403
Network losses (CMBC)	50	50	50	0.00				5	3397
Network losses (total)	-	-	-	-				-	-

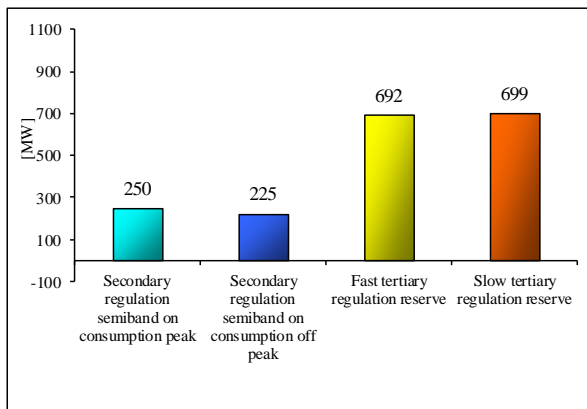
\* Secondary regulation band on / off peak

\*\* Including contracted quantities on CMBC, DAM, BM and IDM

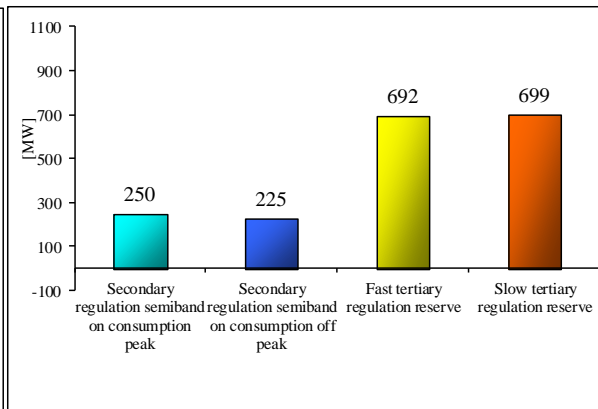
### Note:

The average prices were calculated by deviding the total Ancillary Services to realized quantities  
The network losses were contracted with CE Oltenia (C101/2016), A Energy Ind (C235/2016), SN Nuclearelectrica (C123/2017), Enol Grup SA (C55, C56/2017), Menarom (C143/2017).

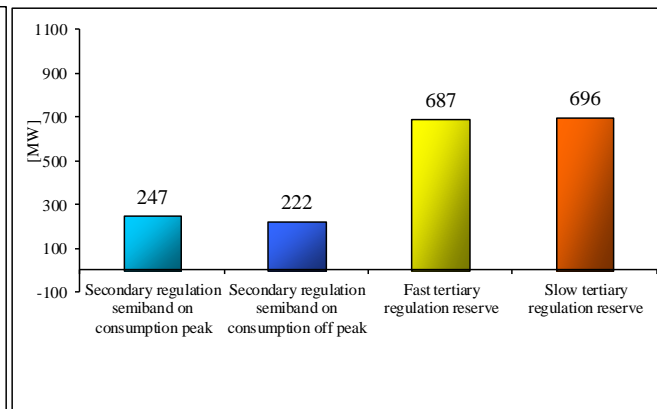
**Average requested quantities [hMW/h]**



**Average contracted quantities [hMW/h]**



**Average realized quantities [hMW/h]**



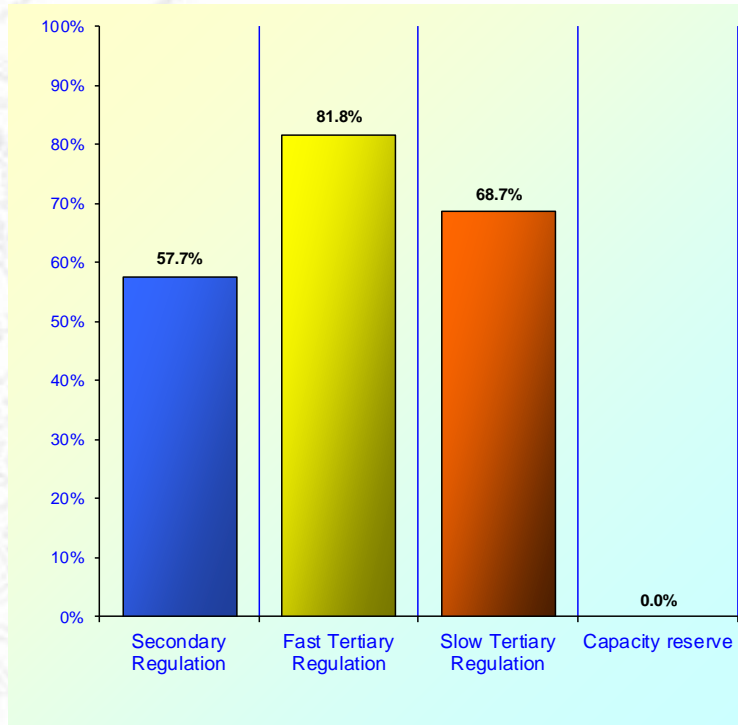
# Ancillary Services



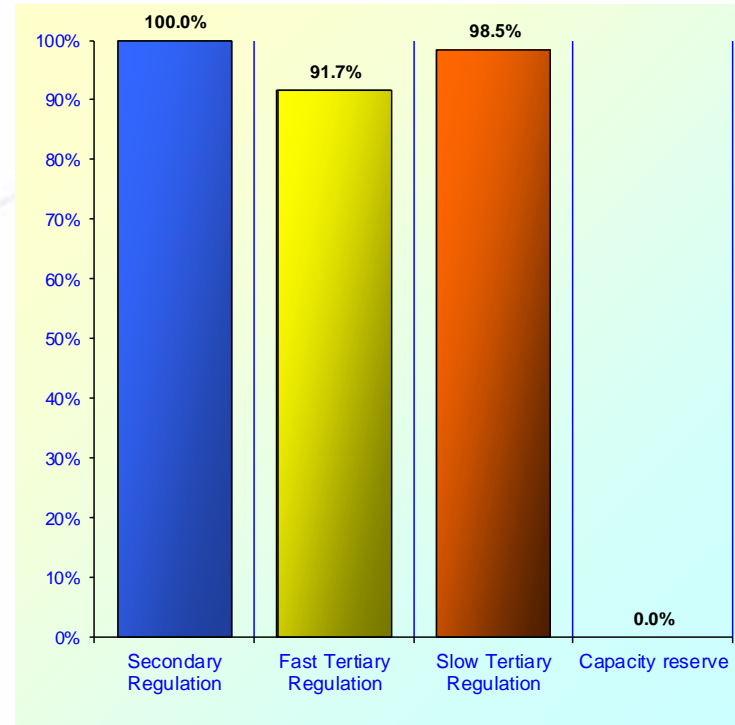
**Transelectrica®**  
Societate Administrată în Sistem Dualist

Market share of the most significant Ancillary Services Market Participants

C1 (%) on type of regulation



C3 (%) on type of regulation





**Transelectrica®**  
Societate Administrată în Sistem Dualist

**Email: [Monitorizare.Piata@transelectrica.ro](mailto:Monitorizare.Piata@transelectrica.ro)**

**Fax: 021 3035630**