



Transelectrica®
Societate Administrată în Sistem Dualist

MARKET MONITORING REPORT

Market for Allocation of Cross-Border Capacities

September 2017



ANRE - Romanian Energy Regulatory Authority
HHI - Herfindahl-Hirschman Index
BRP - Balance Responsible Party
BM - Balancing Market
DAM - Day Ahead Market
TSO - Transmission System Operator
DU – Dispatchable Unit
PN – Physical Notification
NDC - National Dispatching Center
C1 – The market share of the largest market participant
C3 – Total market share of top 3 market participants
NPS – Minimum number of residual generators
TTC – Total Transfer Capacity
NTC – Net Transfer Capacity
ATC – Available Transfer Capacity

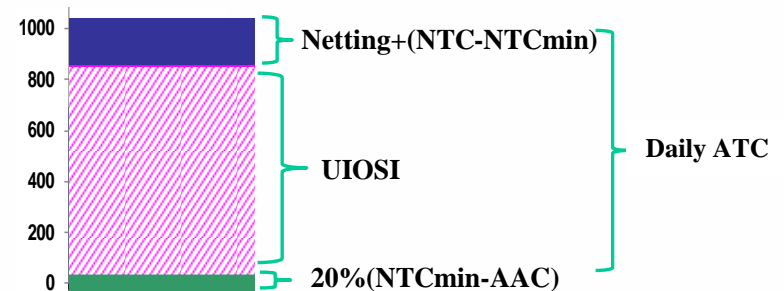


Transelectrica®
Societate Administrată în Sistem Dualist

According to the Commercial Code, Transelectrica, the Romanian Transmission System Operator, operates and monitors the activity of 3 types of markets: Balancing Market, Ancillary Services Market and Market for Allocation of Cross-Border Capacities.

Using the records from the markets data bases, Transelectrica prepares daily, weekly and monthly monitoring reports. A part of the data included in these reports (those data which are not confidential) is published on the website **www.transelectrica.ro**

- According to the agreements between Transelectrica and neighbors for year 2017 :
 - ✓ on the Bulgarian border, the bilateral coordinated allocation is done for 100% of total capacity by Transelectrica for long term auctions and by ESO EAD for daily auctions. The “netting” principle is applied to daily allocation, Starting with 01.01.2015, intraday auctions are no longer organized on the Bulgarian border, since the Bulgarian market rules are not allowing intraday cross-border exchanges, modifications of the notified schedules after 15:30 (CET) in D-1 for day D are prohibited.
 - ✓ on the Hungarian border, the bilateral coordinated allocation, is done for 100% of total capacity by MAVIR for long term auctions (based on Allocation Rules for Forward Capacity Allocation (HAR) and border specific Annex) and by Transelectrica for intra-day auctions. Implicit daily allocations are held since the CZ-SK-HU-RO day-ahead market coupling. In the event of decoupling, MAVIR is in charge with the explicit daily auctions (shadow auctions) for RO-HU border. The “netting” is applied to daily and intra-day allocation.
 - ✓ on the Serbian border, the bilateral coordinated allocation, is done for 100% of total capacity by EMS (Serbia) for daily auctions and by Transelectrica for long term daily and intra-day auctions. The “netting” is applied to daily and intra-day allocation. Starting with 01.01.2017 it was introduced UIOSI („ use it or sell it”) principle.
 - ✓ due to consultation with interconnection partners and regulators and taking into account auction participant opinions, on the Hungarian and Bulgarian borders it was agreed:
 - ✓ reservation of a percentage of interconnection capacity for short term auction, offered capacity being calculated as 80% of the minimum of available capacities of all periods of the month;
 - ✓ introduction of UIOSI („ use it or sell it”) principle.





Transelectrica®

Societate Administrată în Sistem Dualist

- Transelectrica's auctions are held on Damas platform, with euro currency trading.
- Long term auction results on the Hungarian border and daily auction results on the Bulgarian and Serbian borders (auction prices, allocated capacities) are provided by the respective TSO's.
- The intra-day allocation is done in six auction sessions for time intervals: 00:00-04:00, 04:00-08:00, 08:00-12:00, 12:00-16:00, 16:00-20:00, 20:00-00:00 CET.
- Usage of allocated capacity on Ukrainian and Moldavian border is restricted by Ukrainian TSO agreement and respectively by the approval of the distribution operator of the passive consumption islands.
- In September, auctions were held as:
 - Import/export Hungary*: 01 – 30.09.2017;
 - import/export Bulgaria*: 01 – 30.09.2017;
 - import Serbia: 01 – 03.09.2017; 09 – 10.09.2017; 11 – 13.09.2017; 14 – 17.09.2017; 18 – 30.09.2017;
 - export Serbia: 01 – 03.09.2017; 09.09.2017; 10 – 15.09.2017; 16 – 17.09.2017; 18 – 22.09.2017; 23 – 29.09.2017; 30.09.2017;
 - import Ukraine: 01.09.2017; 02 – 03.09.2017; 04 – 08.09.2017; 11 – 13.09.2017; 16 – 17.09.2017;
 - import Ukraine: 04 – 08.09.2017.
- In September there were no auctions held on import direction from Moldavia. ATC was zero at monthly auction on export direction to Ukraine, during the periods 01 – 03.09.2017 and 09 – 17.09.2017 and on import direction from Ukraine during the periods 09 - 10.09.2017 and 14 – 15.09.2017, due to full allocation of capacity at yearly auction. In September, 400 kV OHL Portile de Fier – Djerdap (between 04 – 08.09.2017) and 400 kV OHL Rosiori – Mukacevo (between 18 – 30.09.2017) were out of operation for planned maintenance program, so transfer capacity was not available on the Serbian and Ukrainian borders during the mentioned periods.

* according to the allocation rules, monthly offered capacity was calculated taking into account the minimum of NTC's monthly value.



Transelectrica®

Societate Administrată în Sistem Dualist

- Due to lack of request from participants, there was capacity not allocated at monthly auction as it follows:
 - on import direction from Serbia:
 - 136 MW during the periods 01 – 03.09.2017 and 14 – 17.09.2017;
 - 96 MW during the period 09 – 10.09.2017;
 - on export direction to Ukraine:
 - 85 MW during the period 04 – 08.09.2017.

Monthly auction Results of 01 – 30 September 2017

	Prices [euro/MWh]	Capacities [MW]								
	Results	TTC	NTC	ATC	AAC	Reserved	Offered	Requested	Alocated	Final Rights*
Hungary export										
01 September 2017	1.39	700	600	250	350	0	120	1049	120	470
02 - 03 September 2017	1.39	750	650	300	350	0	120	1049	120	470
04 - 08 September 2017	1.39	800	700	350	350	0	120	1049	120	470
09 - 10 September 2017	1.39	700	600	250	350	0	120	1049	120	470
11 - 15 September 2017	1.39	600	500	150	350	0	120	1049	120	470
16 - 17 September 2017	1.39	700	600	250	350	0	120	1049	120	470
18 - 30 September 2017	1.39	600	500	150	350	0	120	1049	120	470
Hungary import										
01 - 08 September 2017	0.31	800	700	351	349	0	80	614	80	429
09 - 10 September 2017	0.31	750	650	301	349	0	80	614	80	429
11 - 17 September 2017	0.31	800	700	351	349	0	80	614	80	429
18 - 30 September 2017	0.31	550	450	101	349	0	80	614	80	429
Bulgaria export										
01 - 30 September 2017	0.48	350	250	150	100	-	120	445	120	220
Bulgaria import										
01 - 30 September 2017	4.21	400	300	200	100	-	160	726	160	260

* final rights = monthly allocated capacity + yearly allocated capacity after withdrawals.



Transelectrica®

Societate Administrată în Sistem Dualist

Market for Allocation of Cross-Border Capacities

Monthly auction Results of 01 – 30 September 2017

	Prices [euro/MWh]	Capacities [MW]								
	Results	TTC	NTC	ATC	AAC	Reserved	Offered	Requested	Allocated	Final Rights*
Serbia export										
01 - 03 September 2017	0.76	700	600	400	200	-	400	769	400	600
04 - 08 September 2017	-	0	0	-	-	-	-	-	-	-
09 September 2017	0.90	600	500	300	200	-	300	679	300	500
10 - 15 September 2017	0.97	550	450	250	200	-	250	638	250	450
16 - 17 September 2017	0.77	650	550	350	200	-	350	689	350	550
18 - 22 September 2017	0.97	550	450	250	200	-	250	660	250	450
23 - 29 September 2017	0.90	600	500	300	200	-	300	680	300	500
30 September 2017	0.36	800	700	500	200	-	500	799	500	700
Serbia import										
01 - 03 September 2017	0.00	700	600	450	150	-	450	314	314	464
04 - 08 September 2017	-	0	0	-	-	-	-	-	-	-
09 - 10 September 2017	0.00	650	550	400	150	-	400	304	304	454
11 - 13 September 2017	0.03	300	200	50	150	-	50	166	50	200
14 - 17 September 2017	0.00	700	600	450	150	-	450	314	314	464
18 - 30 September 2017	0.01	450	350	200	150	-	200	314	200	350
Ukraine export										
01 - 03 September 2017	-	150	50	0	50	-	0	-	-	50
04 - 08 September 2017	0.00	400	300	250	50	-	250	165	165	215
09 - 17 September 2017	-	150	50	0	50	-	0	-	-	50
18 - 30 September 2017	-	0	0	-	-	-	-	-	-	-
Ukraine import										
01 September 2017	0.35	600	500	450	50	-	450	570	450	500
02 - 03 September 2017	0.45	550	450	400	50	-	400	545	400	450
04 - 08 September 2017	0.50	450	350	300	50	-	300	495	300	350
09 - 10 September 2017	-	150	50	0	50	-	0	-	-	50
11 - 13 September 2017	0.45	550	450	400	50	-	400	545	400	450
14 - 15 September 2017	-	150	50	0	50	-	0	-	-	50
16 - 17 September 2017	0.12	650	550	500	50	-	500	595	500	550
18 - 30 September 2017	-	0	0	-	-	-	-	-	-	-
Moldavia export										
01 - 30 September 2017	-	-	-	-	-	-	-	-	-	-
Moldavia import										
01 - 30 September 2017	-	-	-	-	-	-	-	-	-	-
RO_Vulcanesti										
01 - 30 September 2017	-	-	-	-	-	-	-	-	-	-
RO_Costesti										
01 - 30 September 2017	-	-	-	-	-	-	-	-	-	-
RO_Cioara										
01 - 30 September 2017	-	-	-	-	-	-	-	-	-	-

- final rights = monthly allocated capacity + yearly allocated capacity after withdrawals.

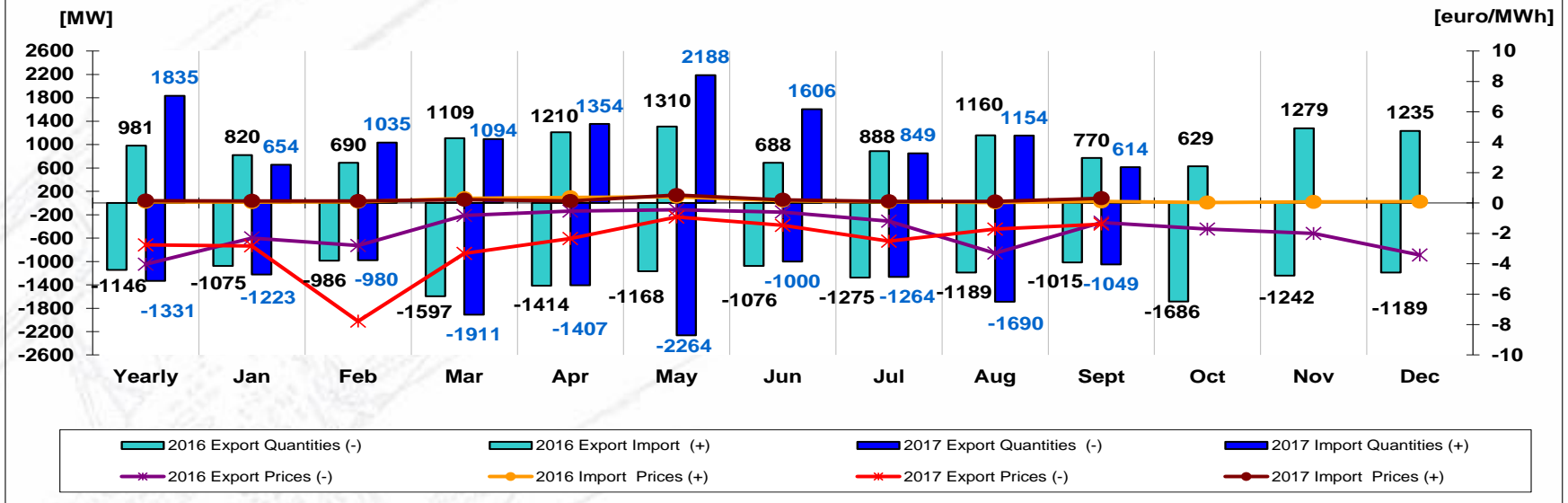


Transelectrica®

Societate Administrată în Sistem Dualist

Market for Allocation of Cross-Border Capacities

Weighted average of requested capacities correlated with auction clearing price (weighted with allocated capacities) on Hungarian border



Border	yearly	Jan. 17	Feb.17	Mar.17	Apr.17	May 17	Jun. 17	Jul. 17	Aug. 17	Sept. 17	Oct. 17	Nov.17	Dec. 17
Hungary export	2.76	2.82	7.78	3.32	2.34	0.92	1.47	2.51	1.72	1.39			
Hungary import	0.15	0.14	0.13	0.22	0.13	0.52	0.21	0.11	0.10	0.31			

Border	yearly	Jan. 16	Feb.16	Mar.16	Apr.16	May 16	Jun. 16	Jul. 16	Aug. 16	Sept. 16	Oct. 16	Nov.16	Dec. 16
Hungary export	4.03	2.30	2.80	0.82	0.53	0.45	0.60	1.20	3.30	1.28	1.72	2.01	3.42
Hungary import	0.08	0.06	0.08	0.31	0.37	0.41	0.15	0.07	0.04	0.10	0.03	0.07	0.09

- Compared with previous year, in September 2017 the auction price slightly increased while offered capacity and capacity request were higher. In September 2017 monthly auction price was still low on import direction.

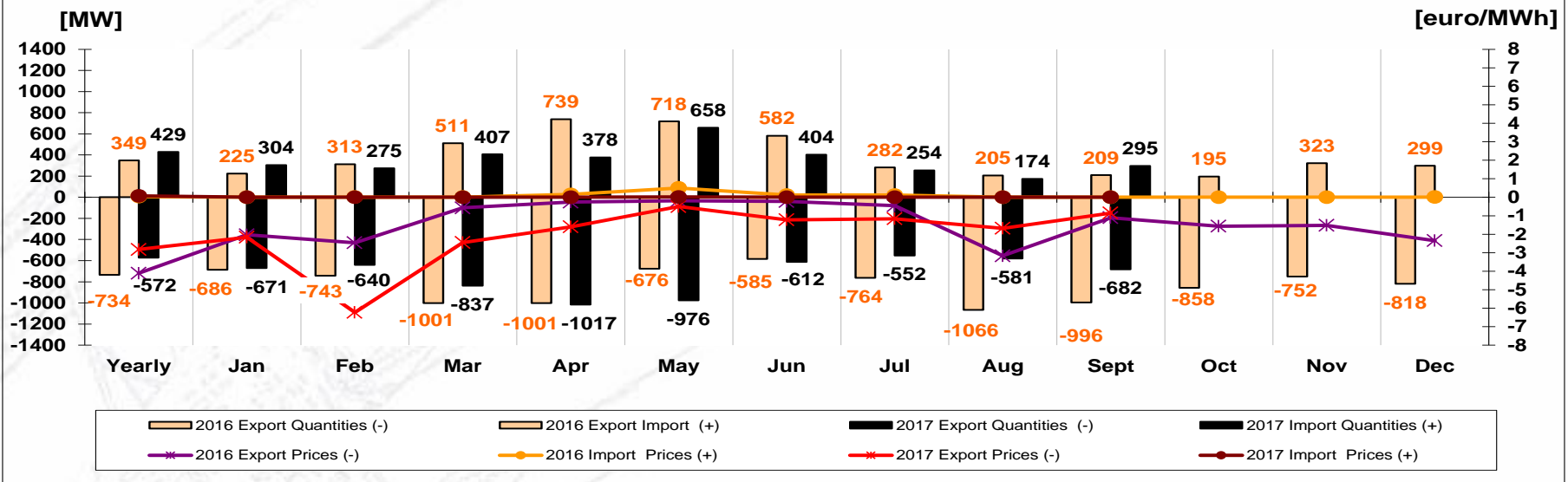


Transelectrica®

Societate Administrată în Sistem Dualist

Market for Allocation of Cross-Border Capacities

Weighted average of requested capacities correlated with auction clearing price (weighted with allocated capacities) on Serbian border



Border	yearly	Jan. 17	Feb.17	Mar.17	Apr.17	May 17	Jun. 17	Jul. 17	Aug. 17	Sept. 17	Oct. 17	Nov.17	Dec. 17
Serbia export	2.82	2.16	6.23	2.45	1.60	0.50	1.22	1.16	1.68	0.86			
Serbia import	0.07	0.00	0.00	0.00	0.00	0.01	0.00	0.00	0.00	0.01			

Border	yearly	Jan. 16	Feb.16	Mar.16	Apr.16	May 16	Jun. 16	Jul. 16	Aug. 16	Sept. 16	Oct. 16	Nov.16	Dec. 16
Serbia export	4.11	2.03	2.46	0.57	0.26	0.19	0.23	0.46	3.17	1.11	1.56	1.52	2.34
Serbia import	0.03	0.00	0.01	0.01	0.15	0.50	0.12	0.12	0.00	0.00	0.00	0.00	0.01

- Compared with the previous year, in September 2017 the auction price decreased on export direction, while offered capacity and capacity request were lower. In September 2017 monthly auction price was low on import direction.

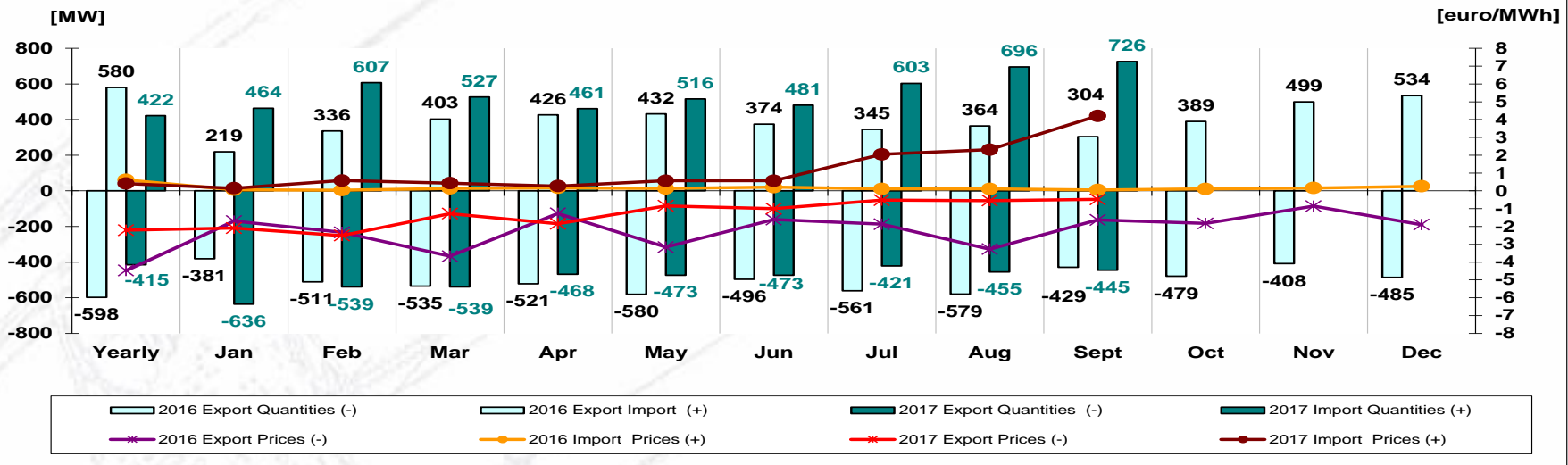


Transelectrica®

Societate Administrată în Sistem Dualist

Market for Allocation of Cross-Border Capacities

Weighted average of requested capacities correlated with auction clearing price (weighted with allocated capacities) on Bulgarian border



Border	yearly	Jan. 17	Feb.17	Mar.17	Apr.17	May 17	Jun. 17	Jul. 17	Aug. 17	Sept. 17	Oct. 17	Nov.17	Dec. 17
Bulgaria export	2.21	2.09	2.51	1.28	1.85	0.84	1.00	0.52	0.55	0.48			
Bulgaria import	0.41	0.15	0.58	0.43	0.27	0.57	0.57	2.05	2.31	4.21			

Border	yearly	Jan. 16	Feb.16	Mar.16	Apr.16	May 16	Jun. 16	Jul. 16	Aug. 16	Sept. 16	Oct. 16	Nov.16	Dec. 16
Bulgaria export	4.47	1.70	2.33	3.67	1.27	3.16	1.61	1.87	3.27	1.63	1.83	0.86	1.90
Bulgaria import	0.62	0.06	0.04	0.14	0.17	0.13	0.21	0.11	0.11	0.05	0.11	0.16	0.26

- Compared with the previous year, in September 2017 the auction price decreased on export direction, while offered capacity maintained the same value as in previous months and capacity request was higher. Compared with the previous months of 2017 and with September 2016, the auction price increased on import direction, while offered capacity maintained the same value and capacity request was higher.

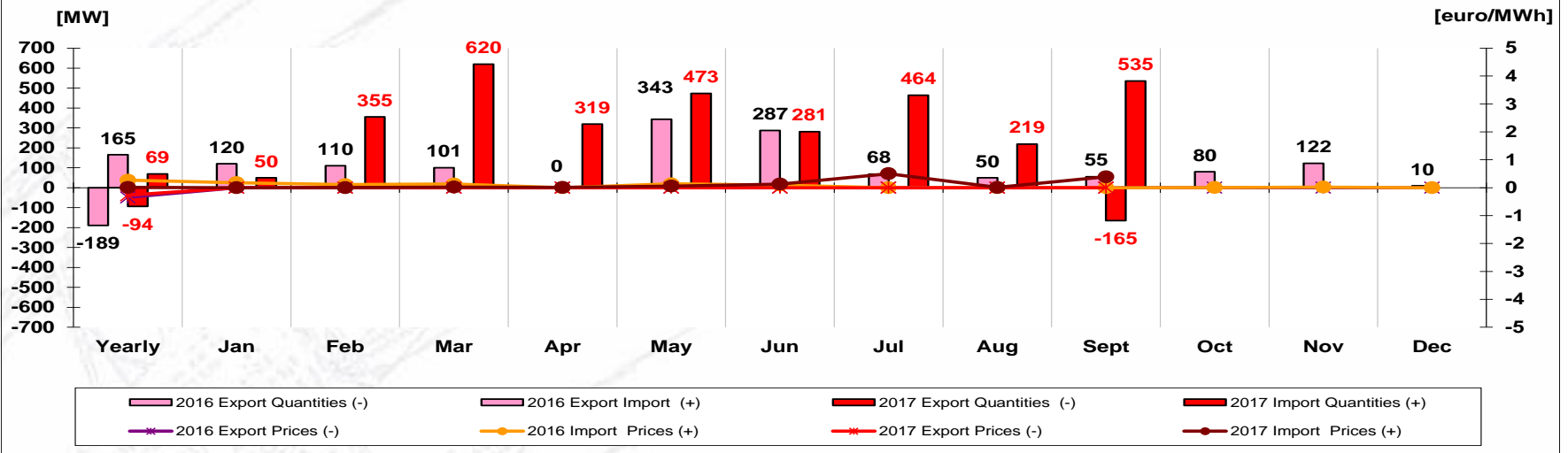


Transelectrica®

Societate Administrată în Sistem Dualist

Market for Allocation of Cross-Border Capacities

Weighted average of requested capacities correlated with auction clearing price (weighted with allocated capacities) on Ukrainian border



Border	yearly	Jan. 17	Feb.17	Mar.17	Apr.17	May 17	Jun. 17	Jul. 17	Aug. 17	Sept. 17	Oct. 17	Nov.17	Dec. 17
Ukraine export	0.27	-	-	-	-	-	-	-	-	0.00			
Ukraine import	0.01	0.00	0.00	0.02	0.01	0.06	0.13	0.50	0.01	0.39			

Border	yearly	Jan. 16	Feb.16	Mar.16	Apr.16	May 16	Jun. 16	Jul. 16	Aug. 16	Sept. 16	Oct. 16	Nov.16	Dec. 16
Ukraine export	0.35	-	-	-	-	-	-	-	-	-	-	-	-
Ukraine import	0.27	0.18	0.11	0.13	-	0.14	0.09	0.00	0.00	0.00	0.01	0.02	0.00

- Compared with the previous year, in September 2017 capacity request increased on import direction, while offered capacity was higher. Auction price was still low on import direction. On export direction offered capacity was zero (excepting the period 04 – 08.09.2017), due to full allocation of capacity at yearly auction. Auction price on export direction was zero during the period 04 – 08.09.2017.

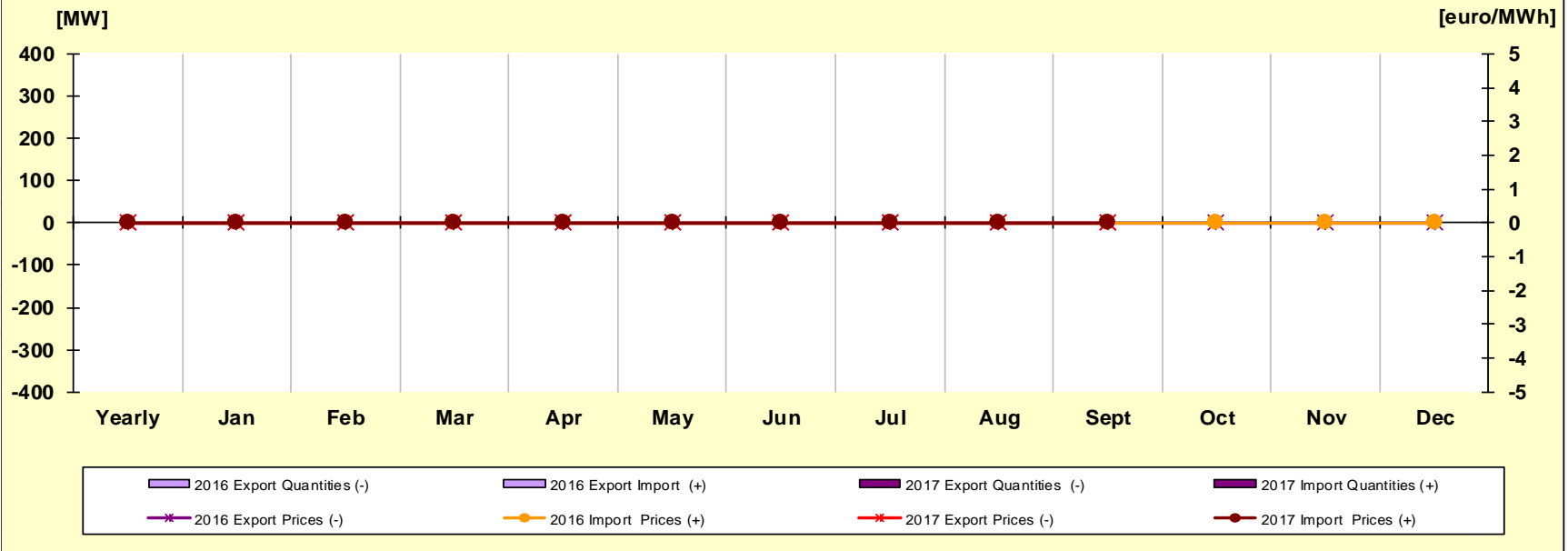
Public

Market for Allocation of Cross-Border Capacities



Transelectrica®
Societate Administrată în Sistem Dualist

Weighted average of requested capacities correlated with auction clearing price (weighted with allocated capacities) on Moldavian border



Border	yearly	Jan. 17	Feb.17	Mar.17	Apr.17	May 17	Jun. 17	Jul. 17	Aug. 17	Sept. 17	Oct. 17	Nov.17	Dec. 17
Moldavia export	-	-	-	-	-	-	-	-	-	-			
Moldavia import	-	-	-	-	-	-	-	-	-	-			

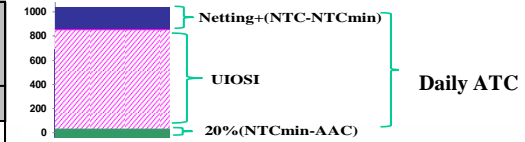
Border	yearly	Jan. 16	Feb.16	Mar.16	Apr.16	May 16	Jun. 16	Jul. 16	Aug. 16	Sept. 16	Oct. 16	Nov.16	Dec. 16
Moldavia export	-	-	-	-	-	-	-	-	-	-	-	-	-
Moldavia import	-	-	-	-	-	-	-	-	-	-	-	-	-

Market for Allocation of Cross-Border Capacities

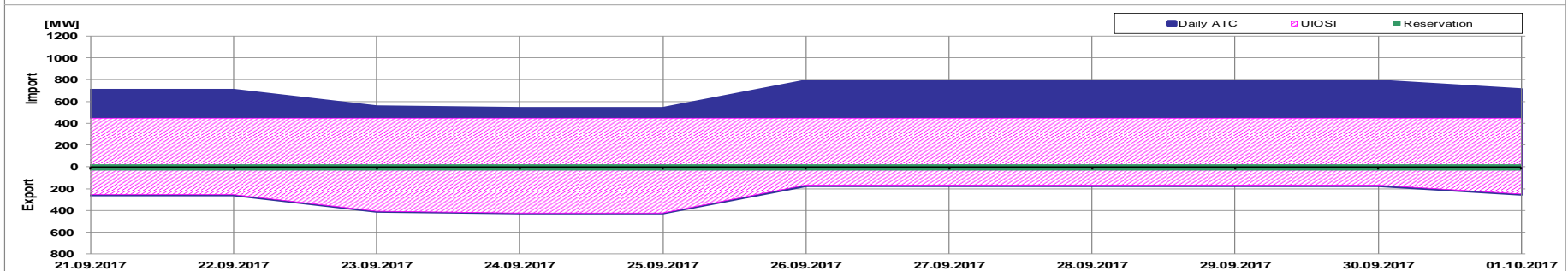
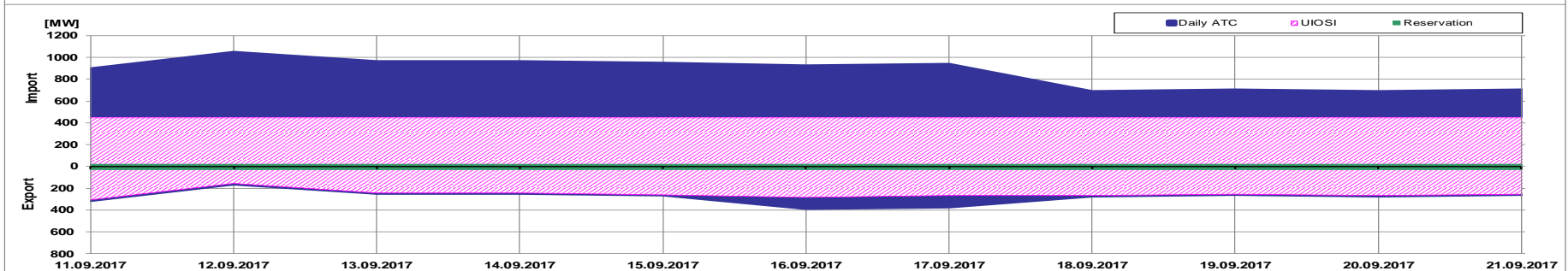
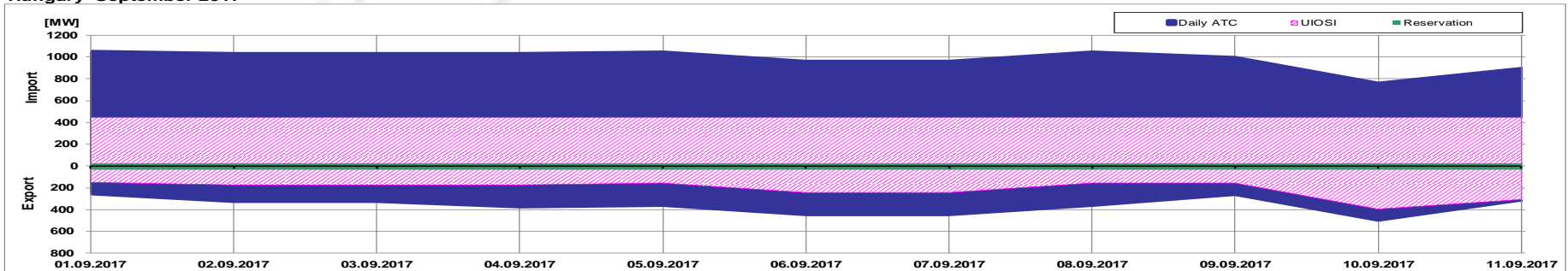


Daily implicit Auctions on Romanian – Hungarian border

Reserved Capacity [MW] average value		Unused Capacity [MW] average value	
RO-HU	HU-RO	RO-HU	HU-RO
30	21	207	429



Hungary September 2017



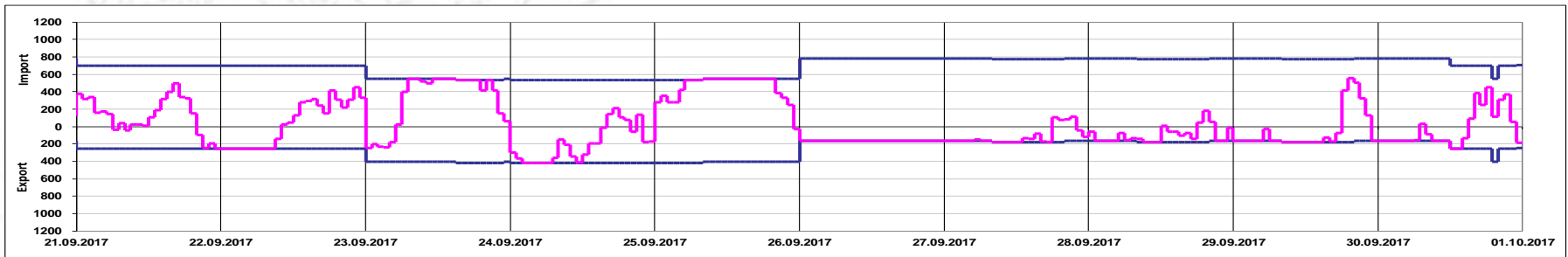
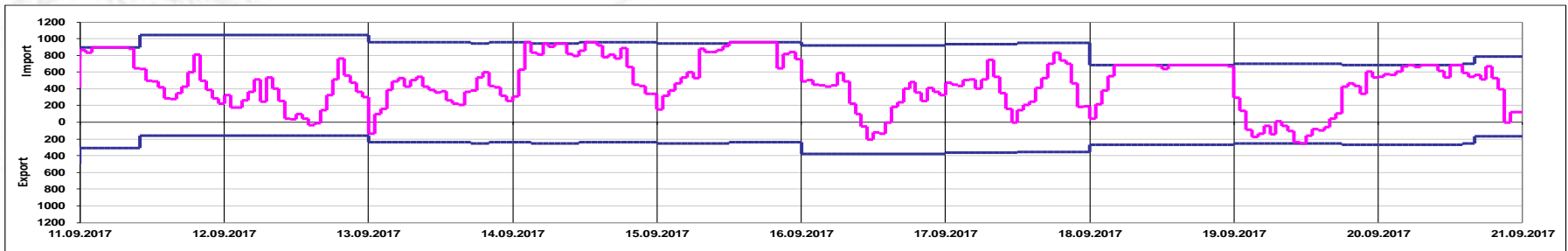
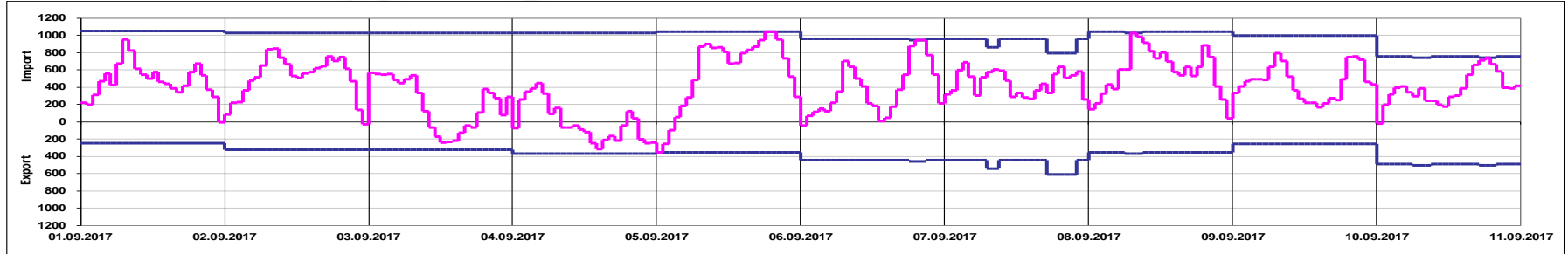
Public



Transelectrica®
Societate Administrată în Sistem Dualist

Daily implicit Auctions on Romanian – Hungarian border

Hungary September 2017



Offered Capacity on Daily Auction [MW]

Net Position Border RO – HU [MWh]

Public



Transelectrica®
Societate Administrată în Sistem Dualist

Market for Allocation of Cross-Border Capacities

Daily implicit Auctions on Romanian – Hungarian border

DAM Prices RO [Euro/MWh]

Day	1	2	3	4	5	6	7	8	9	10	11	12	13	14	15	16	17	18	19	20	21	22	23	24	Max
1	33.08	33.31	30.91	30.25	30.55	40.09	48.72	48.74	56.03	57.51	54.94	54.39	52.10	51.06	49.84	50.13	49.84	45.14	46.24	49.95	56.01	42.06	38.72	35.49	57.51
2	34.67	31.59	31.01	29.40	30.10	30.28	40.95	37.47	42.29	49.88	49.88	52.04	51.96	45.53	40.95	43.14	41.88	40.74	41.04	50.57	55.95	39.58	35.52	32.08	55.95
3	30.47	28.64	26.25	25.50	25.28	25.10	26.64	29.57	33.71	33.08	33.08	30.95	28.14	27.35	27.94	30.04	33.09	37.92	52.10	55.49	40.94	36.79	32.90	55.49	55.49
4	29.80	28.17	27.83	27.06	27.70	30.15	40.92	49.88	49.84	46.24	47.01	42.19	45.85	41.51	42.06	39.56	39.14	42.05	45.03	50.49	58.91	43.71	38.43	32.30	58.91
5	33.08	31.20	30.00	29.19	32.18	44.42	52.94	55.97	60.97	61.04	60.00	60.51	71.61	64.64	60.94	59.92	60.08	57.28	58.33	75.96	72.60	56.02	54.21	49.84	75.96
6	35.00	31.84	29.60	28.73	33.08	41.13	54.04	57.21	65.36	64.64	60.02	59.05	52.02	53.03	50.65	54.76	58.08	58.02	52.88	75.95	72.91	55.48	50.94	46.03	75.95
7	35.37	34.21	28.05	25.00	30.24	35.35	46.80	52.09	52.10	51.99	50.00	52.02	52.05	53.91	54.97	57.09	56.31	54.09	53.96	75.94	73.10	51.00	46.50	38.99	75.94
8	34.58	31.04	28.71	30.35	35.05	47.12	57.70	53.78	58.28	54.37	58.00	58.85	56.11	54.99	55.04	53.70	53.09	52.19	52.19	51.10	50.04	44.71	36.34	31.88	58.85
9	45.03	37.06	33.98	33.53	33.07	38.03	44.71	46.71	49.19	46.81	45.01	42.80	41.56	38.58	37.93	38.05	39.26	43.61	46.62	52.52	52.87	48.79	45.25	37.04	52.87
10	32.46	29.15	28.04	27.15	26.79	26.95	27.83	30.35	36.65	39.97	40.88	41.15	39.92	36.96	37.35	40.22	43.06	46.72	49.80	55.63	54.58	51.98	41.10	35.01	55.63
11	21.75	20.01	19.57	19.57	20.01	33.06	47.63	54.37	55.15	55.51	51.98	51.06	46.86	46.72	47.25	45.24	47.63	45.84	48.99	54.09	59.10	46.07	33.56	21.20	59.10
12	16.31	9.99	9.00	8.76	11.09	20.59	39.13	47.63	51.98	55.56	52.00	50.74	49.80	49.22	49.80	48.01	46.53	46.69	47.63	58.97	57.95	47.16	39.40	32.20	58.97
13	21.75	13.57	9.34	4.93	8.03	30.32	49.81	59.96	59.96	61.06	57.59	57.31	55.08	54.92	54.37	55.18	53.94	51.48	58.31	72.27	73.73	52.92	43.19	35.39	73.73
14	47.98	33.06	30.01	32.57	36.75	47.38	55.38	53.93	54.10	53.93	51.98	50.22	51.10	51.10	51.10	52.42	54.10	56.11	55.40	69.59	58.06	49.07	45.05	30.88	69.59
15	30.94	17.07	15.09	15.53	19.57	34.58	38.56	50.98	55.97	54.03	53.06	52.44	53.93	50.02	50.02	49.80	49.80	49.80	56.10	62.19	64.02	48.09	43.84	38.47	64.02
16	44.08	37.00	36.08	34.58	34.58	34.63	42.62	50.32	58.28	60.46	61.32	64.59	60.46	60.02	56.11	53.93	55.46	56.11	60.46	95.00	87.00	52.68	45.15	42.21	95.00
17	35.51	31.03	30.01	28.58	28.30	28.09	30.01	30.88	38.31	41.47	47.03	49.80	49.80	43.08	42.01	42.06	42.01	46.01	47.98	61.02	56.11	49.65	41.52	35.20	61.02
18	33.80	30.92	30.49	28.87	33.06	62.42	62.77	88.08	93.52	69.38	60.46	60.07	69.38	64.94	71.55	73.73	93.52	96.35	108.74	108.74	97.87	71.55	73.73	43.82	108.74
19	34.43	31.70	29.13	28.16	29.48	33.65	44.85	52.19	56.46	55.26	51.70	49.80	49.00	48.03	49.80	49.80	49.66	49.80	54.33	75.90	69.38	50.76	49.56	43.86	75.90
20	33.06	29.49	28.57	28.20	28.90	49.80	40.17	56.11	60.46	56.11	53.08	52.02	51.98	51.76	45.33	42.74	43.38	42.86	50.70	59.15	52.93	41.86	37.78	33.23	60.46
21	32.69	30.95	29.13	27.91	28.16	32.04	41.00	49.13	51.29	49.44	48.04	47.62	45.44	44.57	42.05	42.01	41.87	45.44	53.71	69.02	58.29	43.16	38.27	32.57	69.02
22	21.74	16.31	11.31	11.31	16.31	30.22	36.53	47.19	49.36	48.08	44.88	44.54	43.08	40.50	37.33	36.53	37.37	42.33	48.23	66.03	59.69	41.62	38.01	33.68	66.03
23	34.74	32.25	31.42	30.80	30.87	31.50	33.60	40.66	41.97	42.88	43.98	41.57	40.88	40.01	38.71	40.01	40.88	44.36	47.84	59.48	49.80	41.36	36.27	32.57	59.48
24	30.25	27.48	26.03	23.06	22.20	24.37	25.36	29.00	32.70	36.28	40.02	40.02	35.06	32.98	32.90	31.93	31.99	40.91	51.25	60.50	58.11	42.43	36.17	31.50	60.50
25	31.16	29.36	28.90	27.84	28.90	36.20	44.83	53.97	60.50	56.15	53.19	51.23	51.58	50.92	49.84	49.84	50.27	50.92	58.32	60.50	52.17	41.78	36.12	31.00	60.50
26	30.25	21.76	16	10.88	16.32	30.25	37.00	42.22	40.70	38.74	36.34	34.17	35.26	33.51	33.51	34.17	35.69	36.56	44.83	49.84	44.40	36.34	32.59	21.76	49.84
27	16.32	10.88	10.66	10.66	16.32	32.80	36.55	40.90	40.90	40.03	36.55	36.33	35.68	35.04	34.63	35.68	38.18	41.34	49.04	60.77	51.56	38.73	34.70	31.97	60.77
28	32.13	26.96	22.00	19.57	21.74	32.14	40.38	48.97	52.00	48.71	43.92	42.84	39.91	39.54	39.20	40.82	42.40	46.46	50.40	55.88	49.79	41.56	36.42	33.79	55.88
29	31.31	28.48	27.83	24.35	27.18	33.08	38.70	40.88	42.18	38.70	36.31	36.31	36.31	35.99	35.66	37.02	39.20	43.55	46.80	49.48	44.50	36.50	33.53	22.40	49.48
30	24.35	19.57	16.31	15.22	16.31	24.35	29.70	34.00	38.64	39.51	38.09	36.31	32.62	33.92	32.92	33.79	35.60	38.62	47.62	62.87	55.87	37.83	32.05	27.64	62.87

Average **43.00 EUR/MWh**

Public



Transelectrica®
Societate Administrată în Sistem Dualist

Market for Allocation of Cross-Border Capacities

Daily implicit Auctions on Romanian – Hungarian border

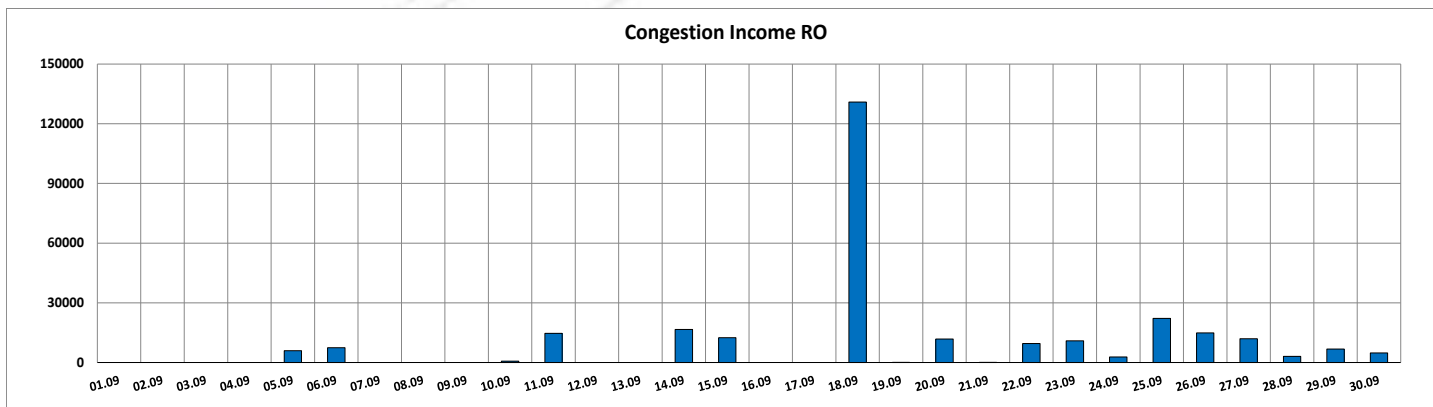
Congestion Prices [Euro/MWh]

Day	1	2	3	4	5	6	7	8	9	10	11	12	13	14	15	16	17	18	19	20	21	22	23	24	Max	
1	-	-	-	-	-	-	-	-	-	-	-	-	-	-	-	-	-	-	-	-	-	-	-	-	-	0.00
2	-	-	-	-	-	-	-	-	-	-	-	-	-	-	-	-	-	-	-	-	-	-	-	-	-	0.00
3	-	-	-	-	-	-	-	-	-	-	-	-	-	-	-	-	-	-	-	-	-	-	-	-	-	0.00
4	-	-	-	-	-	-	-	-	-	-	-	-	-	-	-	-	-	-	-	-	-	-	-	-	-	0.00
5	0.04	-	-	-	-	-	-	-	-	-	-	-	-	-	-	-	-	-	5.46	5.82	-	-	-	-	-	5.82
6	-	-	-	-	-	-	-	-	-	-	-	-	-	-	-	-	-	-	-	12.53	3.21	-	-	-	-	12.53
7	-	-	-	-	-	-	-	-	-	-	-	-	-	-	-	-	-	-	-	-	-	-	-	-	-	0.00
8	-	-	-	-	-	-	-	-	-	-	-	-	-	-	-	-	-	-	-	-	-	-	-	-	-	0.00
9	-	-	-	-	-	-	-	-	-	-	-	-	-	-	-	-	-	-	-	-	-	-	-	-	-	0.00
10	-	-	-	-	-	-	-	-	-	-	-	-	-	-	-	-	-	-	1.82	-	-	-	-	-	-	1.82
11	-	-	6.59	3.34	3.75	11.73	3.56	3.79	-	-	-	-	-	-	-	-	-	-	-	-	-	-	-	-	-	11.73
12	-	-	-	-	-	-	-	-	-	-	-	-	-	-	-	-	-	-	-	-	-	-	-	-	-	0.00
13	-	-	-	-	-	-	-	-	-	-	-	-	-	-	-	-	-	-	-	-	-	-	-	-	-	0.00
14	-	-	17.84	-	-	11.88	-	3.10	2.06	-	-	-	-	-	-	-	-	-	-	-	-	-	-	-	-	17.84
15	-	-	-	-	-	-	-	-	-	-	-	-	-	-	1.06	3.71	3.79	5.98	10.09	1.33	-	-	-	-	-	10.09
16	-	-	-	-	-	-	-	-	-	-	-	-	-	-	-	-	-	-	-	-	-	-	-	-	-	0.00
17	-	-	-	-	-	-	-	-	-	-	-	-	-	-	-	-	-	-	-	-	-	-	-	-	-	0.00
18	-	-	-	-	2.69	28.83	12.72	29.53	29.07	5.07	0.45	-	-	3.93	14.46	13.40	33.47	35.80	53.78	45.93	35.91	11.47	26.80	-	-	53.78
19	-	-	-	-	-	-	-	-	-	-	-	-	0.15	-	-	-	-	-	-	-	-	-	-	-	-	0.15
20	-	-	-	-	-	18.25	-	4.93	4.12	1.34	-	-	-	2.06	3.84	-	-	-	-	-	-	-	-	-	-	18.25
21	-	-	-	-	-	-	-	-	-	-	-	-	-	-	-	-	-	-	-	-	-	-	-	-	0.08	0.08
22	9.70	13.88	17.18	16.39	12.64	0.78	3.80	1.11	0.46	-	-	-	-	-	-	-	-	-	-	-	-	-	-	-	-	17.18
23	-	-	-	-	-	-	-	4.26	0.87	-	-	-	1.59	2.91	4.06	3.78	6.45	6.09	5.66	1.85	-	2.82	-	-	-	6.45
24	-	-	1.31	3.75	4.62	2.46	1.24	-	-	-	-	-	-	-	-	-	-	-	-	-	-	-	-	-	-	4.62
25	-	-	-	-	-	4.21	2.12	3.89	8.50	4.31	2.82	1.23	7.09	5.00	6.61	8.37	8.18	6.22	11.09	1.56	-	-	-	-	-	11.09
26	2.80	9.88	15	19.42	14.35	2.81	5.77	9.63	11.70	11.45	10.14	9.33	3.94	2.98	2.49	3.82	4.61	8.67	3.87	2.56	4.88	4.06	2.87	11.24	19.42	
27	16.54	20.62	19.74	19.62	14.01	-	5.20	9.12	11.37	8.90	7.95	4.57	0.92	-	-	-	-	2.66	-	-	-	-	-	-	-	20.62
28	-	4.04	8.00	9.88	8.24	-	-	-	-	0.83	2.32	1.66	-	-	-	-	-	-	-	-	-	-	-	1.15	-	9.88
29	1.66	3.53	3.37	6.20	3.66	-	1.60	7.86	10.30	11.58	10.92	7.39	1.80	1.00	0.22	-	-	-	-	-	-	-	-	-	7.25	11.58
30	3.75	5.68	9.62	11.58	11.19	4.15	-	-	-	1.03	2.98	3.25	2.68	0.04	-	-	-	-	-	-	-	-	-	-	-	11.58

Average **7.85 EUR/MWh**

Public

Daily implicit Auctions on Romanian – Hungarian border



Day	Congestion Income border RO-HU [Euro]	Congestion Income RO [Euro]
01.09	0	0
02.09	0	0
03.09	0	0
04.09	0	0
05.09	11779	5890
06.09	14843	7421
07.09	0	0
08.09	0	0
09.09	0	0
10.09	1350	675
11.09	29222	14611
12.09	0	0
13.09	0	0
14.09	33159	16580
15.09	24870	12435
16.09	0	0
17.09	0	0
18.09	261801	130900
19.09	38	19
20.09	23591	11795
21.09	20	10
22.09	19137	9568
23.09	21723	10861
24.09	5593	2796
25.09	44263	22132
26.09	29718	14859
27.09	23947	11974
28.09	6080	3040
29.09	13515	6757
30.09	9575	4787
Total	574224	287112

Daily Income [Euro]		Remuneration UIOSI [Euro]	
RO-HU	HU-RO	RO-HU	HU-RO
107637	466587	90254	283925
574224		374179	

TSO Income (Z-R) [Euro]	RO TSO Income (Z-R) [Euro]
200045	100022

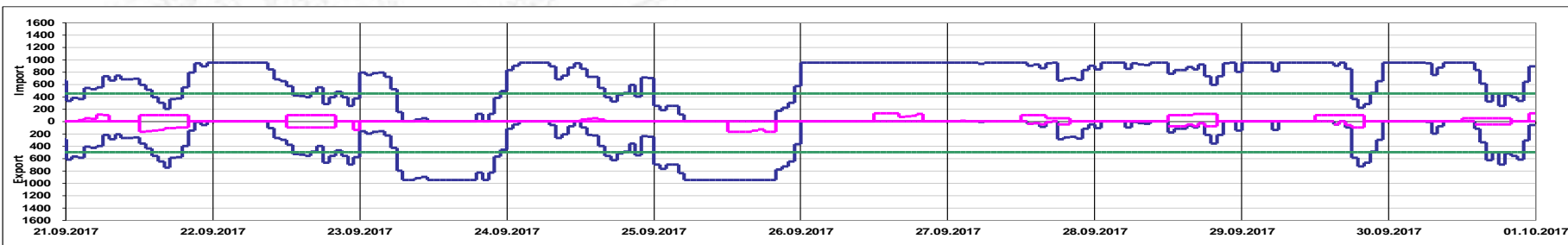
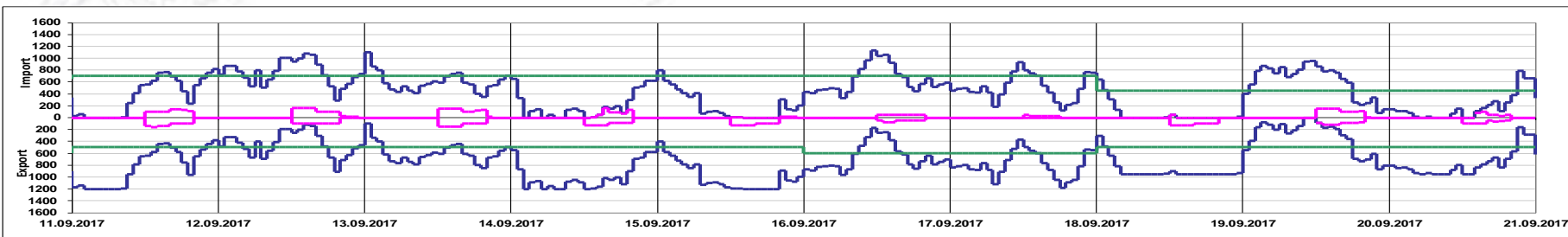
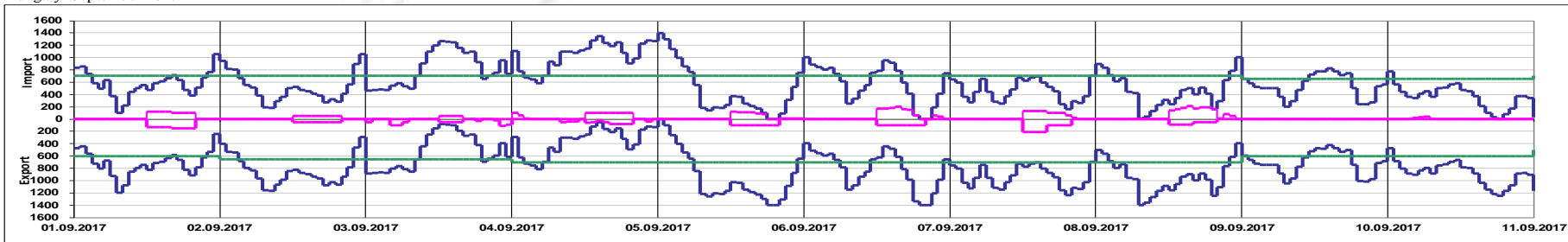


Transelectrica®
Societate Administrată în Sistem Dualist

Market for Allocation of Cross-Border Capacities

Intraday Auctions on Romanian – Hungarian border

Hungary September 2017



Offered Capacity on Intraday Auction Import (+) / Export (-) [MW]

Allocated Capacity on Intraday Auction Import (+) / Export (-) [MW]

Net Transfer Capacity (NTC) Import (+) / Export (-) [MW]

Public



Transelectrica®
Societate Administrată în Sistem Dualist

Market for Allocation of Cross-Border Capacities

Intraday Auctions on Romanian – Hungarian border

Auction Price [Euro/MWh] - Export

Day	1	2	3	4	5	6	7	8	9	10	11	12	13	14	15	16	17	18	19	20	21	22	23	24	Max
1	0.00	0.00	0.00	0.00	0.00	0.00	0.00	0.00	0.00	0.00	0.00	0.00	0.00	0.00	0.00	0.00	0.00	0.00	0.00	0.00	0.00	0.00	0.00	0.00	0.00
2	0.00	0.00	0.00	0.00	0.00	0.00	0.00	0.00	0.00	0.00	0.00	0.00	0.00	0.00	0.00	0.00	0.00	0.00	0.00	0.00	0.00	0.00	0.00	0.00	0.00
3	0.00	0.00	0.00	0.00	0.00	0.00	0.00	0.00	0.00	0.00	0.00	0.00	0.00	0.00	0.00	0.00	0.00	0.00	0.00	0.00	0.00	0.00	0.00	0.00	0.00
4	0.00	0.00	0.00	0.00	0.00	0.00	0.00	0.00	0.00	0.00	0.00	0.00	0.00	0.00	0.00	0.00	0.00	0.00	0.00	0.00	0.00	0.00	0.00	0.00	0.00
5	-	0.00	0.00	0.00	0.00	0.00	0.00	0.00	0.00	0.00	0.00	0.00	0.00	0.00	0.00	0.00	0.00	0.00	0.00	0.00	0.00	0.00	0.00	0.00	0.00
6	0.00	0.00	0.00	0.00	0.00	0.00	0.00	0.00	0.00	0.00	0.00	0.00	0.00	0.00	0.00	0.00	0.00	0.00	0.00	0.00	0.00	0.00	0.00	0.00	0.00
7	0.00	0.00	0.00	0.00	0.00	0.00	0.00	0.00	0.00	0.00	0.00	0.00	0.00	0.00	0.00	0.00	0.00	0.00	0.00	0.00	0.00	0.00	0.00	0.00	0.00
8	0.00	0.00	0.00	0.00	0.00	0.00	0.00	0.00	0.00	0.00	0.00	0.00	0.00	0.00	0.00	0.00	0.00	0.00	0.00	0.00	0.00	0.00	0.00	0.00	0.00
9	0.00	0.00	0.00	0.00	0.00	0.00	0.00	0.00	0.00	0.00	0.00	0.00	0.00	0.00	0.00	0.00	0.00	0.00	0.00	0.00	0.00	0.00	0.00	0.00	0.00
10	0.00	0.00	0.00	0.00	0.00	0.00	0.00	0.00	0.00	0.00	0.00	0.00	0.00	0.00	0.00	0.00	0.00	0.00	0.00	0.00	0.00	0.00	0.00	0.00	0.00
11	0.00	0.00	0.00	0.00	0.00	0.00	0.00	0.00	0.00	0.00	0.00	0.00	0.00	0.00	0.00	0.00	0.00	0.00	0.00	0.00	0.00	0.00	0.00	0.00	0.00
12	0.00	0.00	0.00	0.00	0.00	0.00	0.00	0.00	0.00	0.00	0.00	0.00	0.00	0.00	0.00	0.00	0.00	0.00	0.00	0.00	0.00	0.00	0.00	0.00	0.00
13	0.00	0.00	0.00	0.00	0.00	0.00	0.00	0.00	0.00	0.00	0.00	0.00	0.00	0.00	0.00	0.00	0.00	0.00	0.00	0.00	0.00	0.00	0.00	0.00	0.00
14	0.00	0.00	0.00	0.00	0.00	0.00	0.00	0.00	0.00	0.00	0.00	0.00	0.00	0.00	0.00	0.00	0.00	0.00	0.00	0.00	0.00	0.00	0.00	0.00	0.00
15	0.00	0.00	0.00	0.00	0.00	0.00	0.00	0.00	0.00	0.00	0.00	0.00	0.00	0.00	0.00	0.00	0.00	0.00	0.00	0.00	0.00	0.00	0.00	0.00	0.00
16	0.00	0.00	0.00	0.00	0.00	0.00	0.00	0.00	0.00	0.00	0.00	0.00	0.00	0.00	0.00	0.00	0.00	0.00	0.00	0.00	0.00	0.00	0.00	0.00	0.00
17	0.00	0.00	0.00	0.00	0.00	0.00	0.00	0.00	0.00	0.00	0.00	0.00	0.00	0.00	0.00	0.00	0.00	0.00	0.00	0.00	0.00	0.00	0.00	0.00	0.00
18	0.00	0.00	0.00	0.00	0.00	0.00	0.00	0.00	0.00	0.00	0.00	0.00	0.00	0.00	0.00	0.00	0.00	0.00	0.00	0.00	0.00	0.00	0.00	0.00	0.00
19	0.00	0.00	0.00	0.00	0.00	0.00	0.00	0.00	0.00	0.00	0.00	-	0.01	0.00	0.00	0.00	0.00	0.00	0.00	0.00	0.00	0.00	0.00	0.00	0.01
20	0.00	0.00	0.00	0.00	0.00	0.00	0.00	0.00	0.00	0.00	0.00	0.00	0.00	0.00	0.00	0.00	0.00	0.00	0.00	0.00	0.00	0.00	0.00	0.00	0.00
21	0.00	0.00	0.00	0.00	0.00	0.00	0.00	0.00	0.00	0.00	0.00	0.00	0.00	0.00	0.00	0.00	0.00	0.00	0.00	0.00	0.00	0.00	0.00	-	0.00
22	-	-	-	-	-	-	-	-	-	0.00	0.00	0.00	0.00	0.00	0.00	0.00	0.00	0.00	0.00	0.00	0.00	0.00	0.00	0.00	0.00
23	0.00	0.00	0.00	0.00	0.00	0.00	0.00	0.00	0.00	0.00	0.00	0.00	0.00	0.00	0.00	0.00	0.00	0.00	0.00	0.00	0.00	0.00	0.00	0.00	0.00
24	0.00	0.00	-	-	-	-	-	0.00	0.00	0.00	0.00	0.00	0.00	0.00	0.00	0.00	0.00	0.00	0.00	0.00	0.00	0.00	0.00	0.00	0.00
25	0.00	0.00	0.00	0.00	0.00	0.00	0.00	0.00	0.00	0.00	0.00	0.00	0.00	0.00	0.00	0.00	0.00	0.00	0.00	0.00	0.00	0.00	0.00	0.00	0.00
26	-	-	-	-	-	-	-	-	-	-	-	-	-	-	-	-	-	-	-	-	-	-	-	-	0.00
27	-	-	-	-	-	0.00	-	-	-	-	-	-	-	0.00	0.00	0.00	0.00	-	0.00	0.00	0.00	0.00	0.00	0.00	0.00
28	0.00	-	-	-	-	0.00	0.00	0.00	0.00	-	-	0.00	0.00	0.00	0.00	0.00	0.00	0.00	0.00	0.00	0.00	0.00	-	0.00	0.00
29	-	-	-	-	-	0.00	-	-	-	-	-	-	-	-	0.00	0.00	0.00	0.00	0.00	0.00	0.00	0.00	0.00	0.00	0.00
30	-	-	-	-	-	0.00	0.00	0.00	-	-	-	-	-	-	0.00	0.00	0.00	0.00	0.00	0.00	0.00	0.00	0.00	0.00	0.00

Hungary

September 2017



Transelectrica[®]
Societate Administrată în Sistem Dualist

Market for Allocation of Cross-Border Capacities

Intraday Auctions on Romanian – Hungarian border

Auction Price [Euro/MWh] - Import

Day	1	2	3	4	5	6	7	8	9	10	11	12	13	14	15	16	17	18	19	20	21	22	23	24	Max	
1	0.00	0.00	0.00	0.00	0.00	0.00	0.00	0.00	0.00	0.00	0.00	0.00	0.00	0.00	0.00	0.00	0.00	0.00	0.00	0.00	0.00	0.00	0.00	0.00	0.00	0.00
2	0.00	0.00	0.00	0.00	0.00	0.00	0.00	0.00	0.00	0.00	0.00	0.00	0.00	0.00	0.00	0.00	0.00	0.00	0.00	0.00	0.00	0.00	0.00	0.00	0.00	0.00
3	0.00	0.00	0.00	0.00	0.00	0.00	0.00	0.00	0.00	0.00	0.00	0.00	0.00	0.00	0.00	0.00	0.00	0.00	0.00	0.00	0.00	0.00	0.00	0.00	0.00	0.00
4	0.00	0.00	0.00	0.00	0.00	0.00	0.00	0.00	0.00	0.00	0.00	0.00	0.00	0.00	0.00	0.00	0.00	0.00	0.00	0.00	0.00	0.00	0.00	0.00	0.00	0.00
5	0.00	0.00	0.00	0.00	0.00	0.00	0.00	0.00	0.00	0.00	0.00	0.00	0.00	0.00	0.00	0.00	0.00	0.00	0.00	0.00	0.00	0.00	0.00	0.00	0.00	0.00
6	0.00	0.00	0.00	0.00	0.00	0.00	0.00	0.00	0.00	0.00	0.00	0.00	0.00	0.00	0.00	0.00	0.00	0.00	0.01	-	-	0.00	0.00	0.00	0.00	0.01
7	0.00	0.00	0.00	0.00	0.00	0.00	0.00	0.00	0.00	0.00	0.00	0.00	0.00	0.00	0.00	0.00	0.00	0.00	0.00	0.00	0.00	0.00	0.00	0.00	0.00	0.00
8	0.00	0.00	0.00	0.00	0.00	0.00	0.00	0.00	0.00	0.00	0.00	0.00	0.00	0.00	0.00	0.00	0.00	0.00	0.00	0.02	0.00	0.00	0.00	0.00	0.00	0.02
9	0.00	0.00	0.00	0.00	0.00	0.00	0.00	0.00	0.00	0.00	0.00	0.00	0.00	0.00	0.00	0.00	0.00	0.00	0.00	0.00	0.00	0.00	0.00	0.00	0.00	0.00
10	0.00	0.00	0.00	0.00	0.00	0.00	0.00	0.00	0.00	0.00	0.00	0.00	0.00	0.00	0.00	0.00	0.00	0.00	-	0.00	0.00	0.00	0.00	0.00	0.00	0.00
11	0.00	0.00	-	-	-	-	-	-	0.00	0.00	0.00	0.00	0.00	0.00	0.00	0.00	0.00	0.00	0.00	0.00	0.00	0.00	0.00	0.00	0.00	0.00
12	0.00	0.00	0.00	0.00	0.00	0.00	0.00	0.00	0.00	0.00	0.00	0.00	0.00	0.00	0.00	0.00	0.00	0.00	0.00	0.00	0.00	0.00	0.00	0.00	0.00	0.00
13	0.00	0.00	0.00	0.00	0.00	0.00	0.00	0.00	0.00	0.00	0.00	0.00	0.00	0.00	0.00	0.00	0.00	0.00	0.00	0.00	0.00	0.00	0.00	0.00	0.00	0.00
14	0.00	0.00	-	0.00	0.00	-	0.00	-	-	0.00	0.00	0.00	-	0.01	0.02	0.00	0.00	0.00	0.00	0.00	0.00	0.00	0.00	0.00	0.00	0.02
15	0.00	0.00	0.00	0.00	0.00	0.00	0.00	0.00	0.00	0.00	0.00	0.00	0.00	0.00	-	-	-	-	-	-	-	0.00	0.00	0.00	0.00	0.00
16	0.00	0.00	0.00	0.00	0.00	0.00	0.00	0.00	0.00	0.00	0.00	0.00	0.00	0.00	0.00	0.00	0.00	0.00	0.00	0.00	0.00	0.00	0.00	0.00	0.00	0.00
17	0.00	0.00	0.00	0.00	0.00	0.00	0.00	0.00	0.00	0.00	0.00	0.00	0.00	0.00	0.00	0.00	0.00	0.00	0.00	0.00	0.00	0.00	0.00	0.00	0.00	0.00
18	0.00	0.00	0.00	0.00	0.00	-	-	-	-	-	-	0.00	0.55	-	-	-	-	-	-	-	-	-	-	-	-	0.55
19	0.00	0.00	0.00	0.00	0.00	0.00	0.00	0.00	0.00	0.00	0.00	0.00	0.00	0.00	0.00	0.00	0.00	0.00	0.00	0.00	0.00	0.00	0.00	0.00	0.00	0.00
20	0.00	0.00	0.00	0.00	0.00	-	0.00	-	-	-	0.00	0.00	-	-	0.00	0.00	0.00	0.00	0.00	0.00	0.00	0.00	0.00	0.00	0.00	0.00
21	0.00	0.00	0.00	0.00	0.00	0.00	0.00	0.00	0.00	0.00	0.00	0.00	0.00	0.00	0.00	0.00	0.00	0.00	0.00	0.00	0.00	0.00	0.00	0.00	0.00	0.00
22	0.00	0.00	0.00	0.00	0.00	0.00	0.00	0.00	0.00	0.00	0.00	0.00	0.00	0.00	0.00	0.00	0.00	0.00	0.00	0.00	0.00	0.00	0.00	0.00	0.00	0.00
23	0.00	0.00	0.00	0.00	0.00	0.00	0.00	0.00	-	-	0.00	0.00	-	-	-	-	-	-	-	0.00	-	0.00	0.00	0.00	0.00	0.00
24	0.00	0.00	0.00	0.00	0.00	0.00	0.00	0.00	0.00	0.00	0.00	0.00	0.00	0.00	0.00	0.00	0.00	0.00	0.00	0.00	0.00	0.00	0.00	0.00	0.00	0.00
25	0.00	0.00	0.00	0.00	0.00	-	-	-	-	-	-	-	-	-	-	-	-	-	-	-	-	0.00	0.00	0.00	0.00	0.00
26	0.00	0.00	0.00	0.00	0.00	0.00	0.00	0.00	0.00	0.00	0.00	0.00	0.00	0.00	0.00	0.00	0.00	0.00	0.00	0.00	0.00	0.00	0.00	0.00	0.00	0.00
27	0.00	0.00	0.00	0.00	0.00	0.00	0.00	0.00	0.00	0.00	0.00	0.00	0.00	0.00	0.00	0.00	0.00	0.00	0.00	0.00	0.00	0.00	0.00	0.00	0.00	0.00
28	0.00	0.00	0.00	0.00	0.00	0.00	0.00	0.00	0.00	0.00	0.00	0.00	0.00	0.00	0.00	0.00	0.00	0.00	0.00	0.00	0.00	0.00	0.00	0.00	0.00	0.00
29	0.00	0.00	0.00	0.00	0.00	0.00	0.00	0.00	0.00	0.00	0.00	0.00	0.00	0.00	0.00	0.00	0.00	0.00	0.00	0.00	0.00	0.00	0.00	0.00	0.00	0.00
30	0.00	0.00	0.00	0.00	0.00	0.00	0.00	0.00	0.00	0.00	0.00	0.00	0.00	0.00	0.00	0.00	0.00	0.00	0.00	0.00	0.00	0.00	0.00	0.00	0.00	0.00

Hungary September 2017

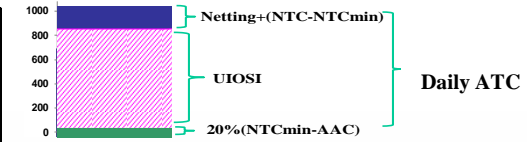
Public

Market for Allocation of Cross-Border Capacities

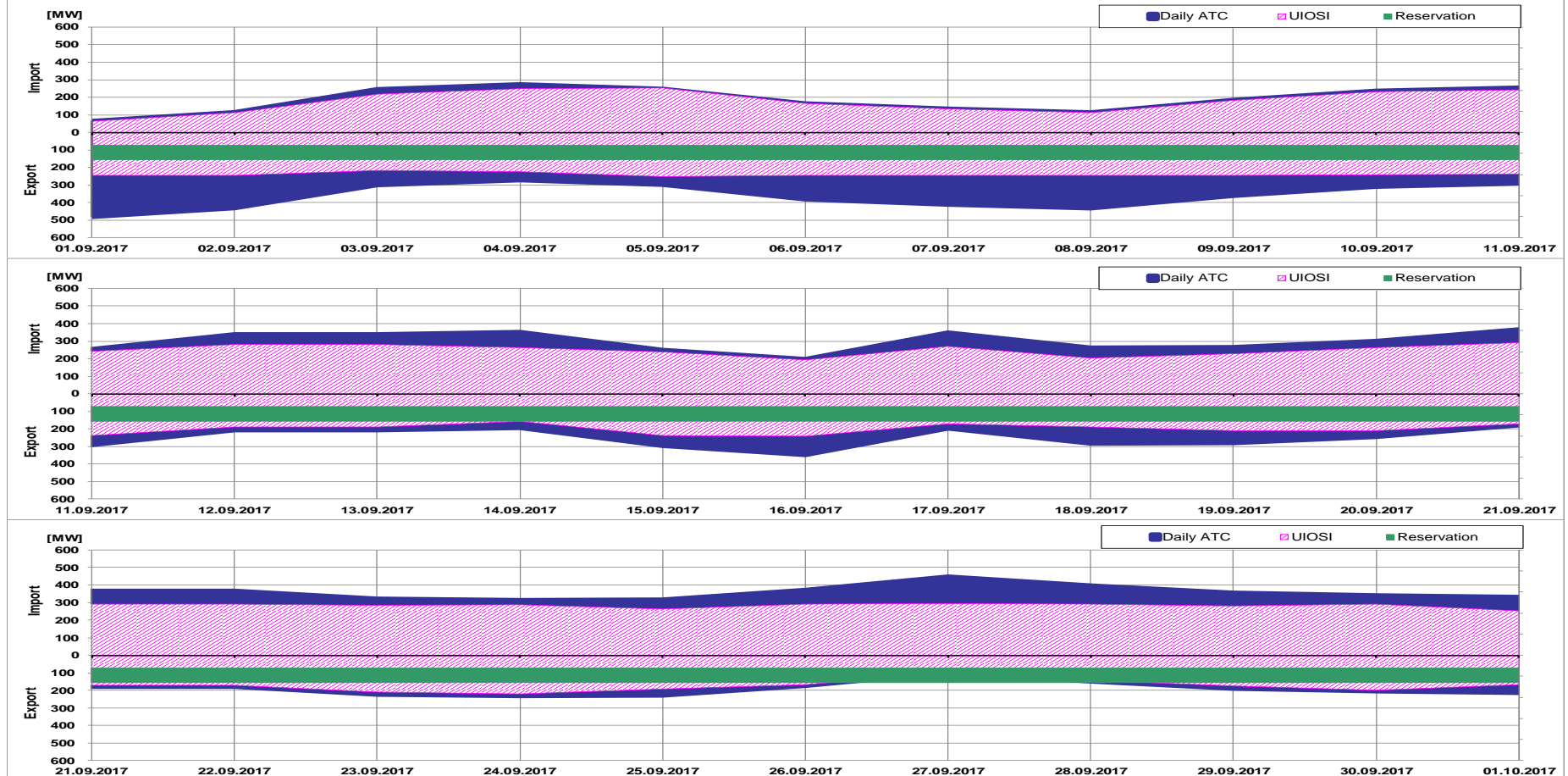


Daily Auctions on Romanian – Bulgarian border

Reserved Capacity [MW] average value		Unused Capacity [MW] average value	
RO-BG	BG-RO	RO-BG	BG-RO
30	40	175	177



Bulgaria September 2017

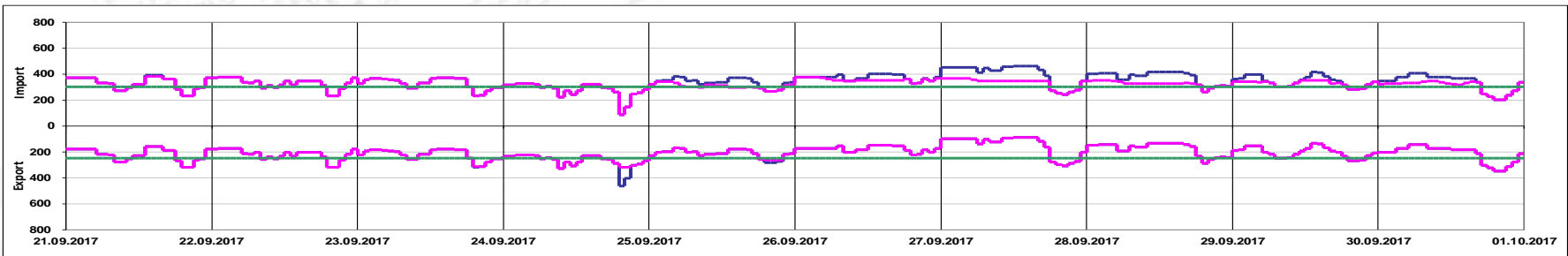
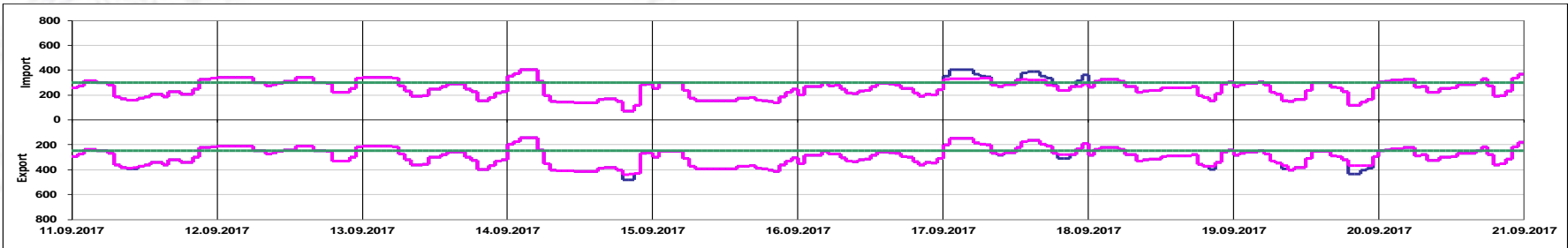
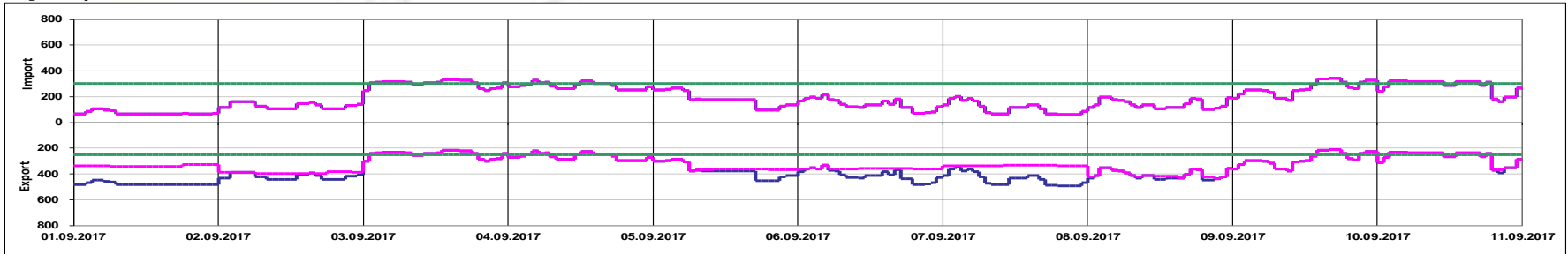




Transelectrica®
Societate Administrată în Sistem Dualist

Daily Auctions on Romanian – Bulgarian border

Bulgaria September 2017



Offered Capacity on Daily Auction Import (+) / Export (-) [MW]

Allocated Capacity on Daily Auction Import (+) / Export (-) [MW]

Net Transfer Capacity (NTC) Import (+) / Export (-) [MW]

Market for Allocation of Cross-Border Capacities



Transelectrica®
Societate Administrată în Sistem Dualist

Daily Auctions on Romanian – Bulgarian border

Auction Price [Euro/MWh] – Export

Day	1	2	3	4	5	6	7	8	9	10	11	12	13	14	15	16	17	18	19	20	21	22	23	24	Max	
1	0.00	0.00	0.00	0.00	0.00	0.00	0.00	0.00	0.00	0.00	0.00	0.00	0.00	0.00	0.00	0.00	0.00	0.00	0.00	0.00	0.00	0.00	0.00	0.00	0.00	
2	0.00	0.00	0.00	0.02	0.01	0.00	0.00	0.00	0.00	0.00	0.00	0.00	0.00	0.00	0.00	0.02	0.00	0.00	0.00	0.00	0.00	0.00	0.00	0.00	0.00	0.02
3	0.01	0.07	0.08	0.12	0.12	0.12	0.12	0.20	0.15	0.64	2.00	3.00	3.00	6.46	6.92	5.76	3.79	3.00	1.56	1.00	0.04	0.08	0.08	0.27	6.92	
4	0.04	0.04	0.06	0.08	0.10	0.10	0.10	0.06	0.04	0.04	0.77	1.40	1.40	1.40	2.66	2.66	1.40	1.40	0.11	0.02	0.02	0.02	0.02	0.04	2.66	
5	0.06	0.06	0.06	0.06	0.06	0.06	0.02	0.00	0.00	0.00	0.00	0.00	0.00	0.00	0.00	0.00	0.00	0.00	0.00	0.00	0.00	0.00	0.00	0.00	0.06	
6	0.00	0.00	0.01	0.00	0.03	0.00	0.00	0.00	0.00	0.00	0.00	0.00	0.00	0.00	0.00	0.00	0.00	0.00	0.00	0.00	0.00	0.00	0.00	0.00	0.03	
7	0.00	0.00	0.00	0.00	0.00	0.00	0.00	0.00	0.00	0.00	0.00	0.00	0.00	0.00	0.00	0.00	0.00	0.00	0.00	0.00	0.00	0.00	0.00	0.00	0.00	
8	0.00	0.01	0.03	0.03	0.01	0.01	0.01	0.01	0.00	0.01	0.01	0.00	0.00	0.00	0.00	0.01	0.03	0.05	0.05	0.00	0.00	0.01	0.01	0.05	0.05	
9	0.05	0.05	0.07	0.07	0.07	0.07	0.05	0.05	0.03	0.02	0.05	0.05	0.23	0.33	0.77	0.77	0.77	0.67	0.15	0.11	0.11	0.13	0.13	0.13	0.77	
10	0.07	0.13	0.15	0.15	0.15	0.15	0.15	0.38	0.38	0.38	0.38	0.15	0.15	0.54	0.54	0.54	0.18	0.15	0.15	0.00	0.00	0.01	0.01	0.15	0.54	
11	0.08	0.15	0.38	0.38	0.15	0.15	0.13	0.01	0.01	0.00	0.01	0.03	0.15	0.15	0.07	0.03	0.03	0.03	0.01	0.01	0.07	0.77	1.40	1.55	1.55	
12	0.98	0.98	0.98	0.98	1.22	1.02	0.68	0.38	0.38	0.58	0.77	0.77	0.77	1.22	1.22	1.22	0.77	0.77	0.56	0.14	0.11	0.25	0.56	0.68	1.22	
13	2.03	5.00	5.00	5.00	5.00	1.50	0.31	0.38	0.26	0.44	0.44	0.55	0.55	0.77	0.77	0.77	0.77	0.33	0.22	0.07	0.07	0.33	0.85	0.50	5.00	
14	0.88	1.10	1.10	1.10	1.10	0.88	0.11	0.11	0.11	0.11	0.11	0.10	0.11	0.11	0.11	0.11	0.11	0.11	0.05	0.00	0.00	0.03	1.10	0.88	1.10	
15	0.80	1.10	1.10	1.10	1.10	0.48	0.12	0.12	0.12	0.12	0.12	0.12	0.12	0.12	0.20	0.20	0.20	0.19	0.11	0.06	0.06	0.20	0.20	0.25	1.10	
16	0.07	0.16	0.54	0.54	0.77	0.16	0.14	0.08	0.07	0.14	0.14	0.52	0.52	1.44	1.44	0.71	0.16	0.16	0.08	0.06	0.05	0.06	0.07	0.26	1.44	
17	0.09	0.26	0.26	0.26	0.26	0.13	0.09	0.18	0.03	0.00	0.03	0.03	0.09	0.22	0.22	0.22	0.22	0.13	0.03	0.00	0.00	0.03	0.07	0.22	0.26	
18	0.03	0.11	0.11	0.17	0.17	0.11	0.05	0.05	0.01	0.02	0.02	0.02	0.03	0.03	0.03	0.03	0.03	0.05	0.01	0.01	0.00	0.01	0.11	0.11	0.17	
19	0.06	0.06	0.07	0.07	0.07	0.06	0.03	0.03	0.00	0.03	0.03	0.03	0.06	0.21	0.21	0.21	0.06	0.06	0.05	0.00	0.00	0.00	0.00	0.06	0.21	
20	0.46	0.52	0.52	0.52	0.78	0.52	0.26	0.26	0.07	0.07	0.26	0.26	0.26	0.52	0.52	0.52	0.52	0.79	0.26	0.03	0.03	0.36	0.57	0.78	0.79	
21	1.33	0.69	0.69	0.69	1.55	0.57	0.69	0.69	0.16	0.15	0.16	0.16	0.16	3.55	3.55	3.55	1.03	0.69	0.15	0.05	0.05	0.16	0.16	0.69	3.55	
22	3.88	3.88	1.94	1.94	1.94	0.55	1.10	0.58	0.33	0.33	0.33	0.33	1.10	0.58	1.10	1.10	1.10	1.10	0.33	0.03	0.03	0.22	0.28	0.55	3.88	
23	0.06	0.15	0.56	0.56	0.56	0.15	0.56	0.76	0.76	0.58	0.76	0.76	1.16	1.56	1.56	1.56	1.56	1.56	0.02	0.00	0.01	0.02	0.04	0.15	1.56	
24	0.33	0.33	0.33	0.33	0.33	0.33	0.33	0.33	0.33	0.03	0.18	0.07	0.18	0.36	0.36	0.36	0.33	0.33	0.03	0.00	0.00	0.03	0.03	0.15	0.36	
25	0.33	0.50	0.50	0.50	0.56	0.56	0.56	0.56	0.33	0.33	0.50	0.33	0.56	1.00	1.00	1.69	0.56	0.56	0.05	0.00	0.00	0.00	0.00	1.00	1.69	
26	2.88	2.88	2.88	2.88	2.88	1.88	2.97	3.49	3.49	4.95	9.37	8.50	8.60	8.50	8.50	7.08	6.80	3.77	1.55	1.00	1.00	2.55	2.22	3.00	9.37	
27	17.00	14.33	16.65	14.95	12.38	11.00	6.00	12.00	11.00	11.00	11.55	9.88	11.55	11.55	9.88	9.88	2.00	1.10	0.50	0.18	0.50	0.18	0.21	0.55	17.00	
28	2.87	5.75	7.62	9.64	10.00	1.70	1.56	2.87	2.35	2.40	3.55	3.55	3.55	3.55	3.55	3.55	3.00	1.77	0.33	0.15	0.29	0.33	0.33	0.33	10.00	
29	1.05	1.55	2.87	2.87	2.66	1.55	0.54	0.33	0.33	0.33	0.41	0.88	0.88	1.87	1.70	0.88	0.55	0.41	0.33	0.14	0.14	0.20	0.33	0.55	2.87	
30	1.92	2.87	2.87	3.82	3.93	2.87	2.87	2.87	2.39	2.39	3.04	2.30	2.03	2.03	1.78	1.78	1.35	0.11	0.11	0.09	0.09	0.11	0.42	1.24	3.93	

Bulgaria September 2017

Public



Transelectrica®
Societate Administrată în Sistem Dualist

Market for Allocation of Cross-Border Capacities

Daily Auctions on Romanian – Bulgarian border

Auction Price [Euro/MWh] – Import

Day	1	2	3	4	5	6	7	8	9	10	11	12	13	14	15	16	17	18	19	20	21	22	23	24	Max
1	5.55	5.00	4.56	4.56	4.56	6.54	9.51	7.65	7.65	11.69	9.51	12.34	7.65	7.65	7.65	8.76	11.69	21.00	17.17	12.89	22.00	15.22	8.76	5.05	22.00
2	0.54	0.54	0.31	0.31	0.26	0.18	0.26	5.26	7.41	6.81	7.00	7.95	6.66	4.04	3.85	1.90	2.26	0.31	0.38	1.61	12.46	0.49	0.31	0.55	12.46
3	0.56	0.07	0.07	0.07	0.07	0.07	0.07	0.07	0.31	0.31	0.07	0.07	0.07	0.03	0.03	0.03	0.03	0.07	0.07	0.31	0.56	0.15	0.35	0.07	0.56
4	0.07	0.07	0.05	0.03	0.01	0.10	0.07	0.03	0.07	0.05	0.03	0.01	0.01	0.00	0.01	0.01	0.01	0.02	0.05	0.07	0.07	0.10	0.07	0.03	0.10
5	0.52	0.52	0.52	0.22	0.22	1.53	5.88	6.93	3.69	2.76	2.56	3.69	2.56	2.56	2.56	2.56	2.56	7.58	10.35	11.48	15.15	8.88	7.09	5.21	15.15
6	1.80	1.10	0.50	0.50	0.35	0.62	3.33	4.23	8.88	7.12	7.03	5.55	5.52	5.52	4.52	5.52	4.47	5.55	5.88	14.34	16.00	8.88	7.10	7.00	16.00
7	0.55	0.33	0.32	0.52	0.38	1.11	3.58	5.52	12.00	10.01	8.88	4.85	4.28	3.73	2.03	4.04	4.44	12.00	10.12	17.88	20.01	10.12	10.12	3.33	20.01
8	3.00	1.10	0.52	0.52	0.55	0.55	1.10	1.34	3.66	1.40	1.55	3.66	3.66	2.87	1.40	1.15	0.55	0.42	0.52	5.68	14.44	1.10	1.55	0.55	14.44
9	0.11	0.07	0.06	0.05	0.05	0.05	0.05	0.09	0.77	1.02	0.77	0.77	0.21	0.07	0.05	0.05	0.05	0.05	0.07	0.11	0.15	0.05	0.05	0.05	1.02
10	0.12	0.09	0.06	0.06	0.06	0.07	0.07	0.07	0.11	0.08	0.08	0.11	0.08	0.05	0.04	0.04	0.04	0.07	0.04	1.10	3.18	0.22	0.22	0.07	3.18
11	0.16	0.12	0.08	0.08	0.09	0.07	0.27	0.16	0.23	0.33	0.33	0.23	0.11	0.08	0.08	0.11	0.05	0.05	0.08	0.42	0.56	0.05	0.05	0.05	0.56
12	0.08	0.09	0.09	0.09	0.08	0.08	0.09	0.12	0.16	0.16	0.12	0.11	0.11	0.11	0.11	0.11	0.12	0.12	0.15	0.77	1.23	0.30	0.22	0.11	1.23
13	0.07	0.07	0.07	0.07	0.07	0.07	0.15	0.43	2.70	2.70	2.70	1.69	1.59	1.03	0.39	0.20	0.22	2.56	4.00	7.74	6.91	2.70	0.50	0.26	7.74
14	0.08	0.07	0.06	0.06	0.06	0.23	2.56	7.49	7.55	8.55	4.27	4.70	3.80	3.30	3.30	3.20	3.30	3.70	6.50	8.55	13.69	8.33	1.10	1.10	13.69
15	0.26	0.16	0.16	0.16	0.11	0.33	1.03	2.60	2.60	2.60	2.50	2.50	2.50	2.50	1.75	1.60	1.60	2.56	5.00	8.62	9.12	4.56	1.00	0.55	9.12
16	0.23	0.11	0.11	0.11	0.07	0.11	0.08	0.20	0.40	0.40	0.26	0.26	0.25	0.07	0.08	0.08	0.15	0.22	3.15	5.00	1.23	1.56	0.15	0.15	5.00
17	0.00	0.00	0.00	0.00	0.00	0.00	0.00	0.00	0.07	0.10	0.07	0.07	0.00	0.00	0.00	0.00	0.00	0.00	0.00	0.30	0.17	0.00	0.00	0.00	0.30
18	0.18	0.03	0.03	0.03	0.01	0.03	0.07	0.07	0.18	0.12	0.12	0.12	0.07	0.07	0.07	0.12	0.12	0.12	1.72	1.72	2.05	0.67	0.03	0.03	2.05
19	0.12	0.07	0.07	0.07	0.07	0.07	0.12	0.17	1.69	1.13	0.79	0.79	0.74	0.36	0.36	0.36	0.45	1.03	1.69	5.57	3.69	2.60	1.08	0.30	5.57
20	0.06	0.06	0.06	0.06	0.06	0.16	0.26	0.56	0.61	0.61	0.57	0.57	0.57	0.56	0.37	0.37	0.36	0.29	0.56	1.23	1.23	0.79	0.12	0.07	1.23
21	0.03	0.03	0.03	0.03	0.01	0.05	0.05	0.05	0.18	0.18	0.07	0.05	0.05	0.00	0.00	0.00	0.03	0.03	0.12	1.56	1.56	0.12	0.12	0.03	1.56
22	0.05	0.03	0.03	0.03	0.03	0.05	0.05	0.05	0.12	0.07	0.12	0.07	0.05	0.07	0.05	0.05	0.05	0.05	0.12	3.55	2.66	0.18	0.07	0.05	3.55
23	0.08	0.06	0.06	0.06	0.06	0.06	0.06	0.06	0.11	0.08	0.06	0.06	0.01	0.01	0.01	0.01	0.06	0.06	0.76	3.69	3.17	0.33	0.26	0.23	3.69
24	0.10	0.10	0.10	0.10	0.10	0.10	0.55	0.26	0.26	1.69	0.55	1.55	0.55	0.10	0.10	0.10	0.26	0.56	1.69	8.50	5.95	0.55	0.26	0.55	8.50
25	0.05	0.00	0.00	0.00	0.00	0.00	0.00	0.00	0.00	0.00	0.00	0.00	0.00	0.00	0.00	0.00	0.00	0.00	0.03	0.05	0.07	0.07	0.00	0.00	0.07
26	0.01	0.01	0.01	0.01	0.00	0.00	0.00	0.00	0.01	0.01	0.00	0.00	0.00	0.00	0.00	0.00	0.00	0.00	0.03	0.07	0.07	0.00	0.01	0.00	0.07
27	0.00	0.00	0.00	0.00	0.00	0.00	0.00	0.00	0.00	0.00	0.00	0.00	0.00	0.00	0.00	0.00	0.00	0.00	0.10	0.50	0.50	0.26	0.13	0.03	0.50
28	0.00	0.00	0.00	0.00	0.00	0.00	0.00	0.00	0.00	0.00	0.00	0.00	0.00	0.00	0.00	0.00	0.00	0.00	0.03	0.27	0.13	0.07	0.07	0.10	0.27
29	0.00	0.00	0.00	0.00	0.00	0.00	0.00	0.00	0.04	0.03	0.03	0.03	0.00	0.00	0.00	0.00	0.00	0.00	0.03	0.09	0.09	0.18	0.13	0.03	0.18
30	0.00	0.00	0.00	0.00	0.00	0.00	0.00	0.00	0.00	0.00	0.00	0.00	0.00	0.00	0.00	0.00	0.01	0.43	0.50	0.87	1.00	0.43	0.09	0.01	1.00

Bulgaria September 2017

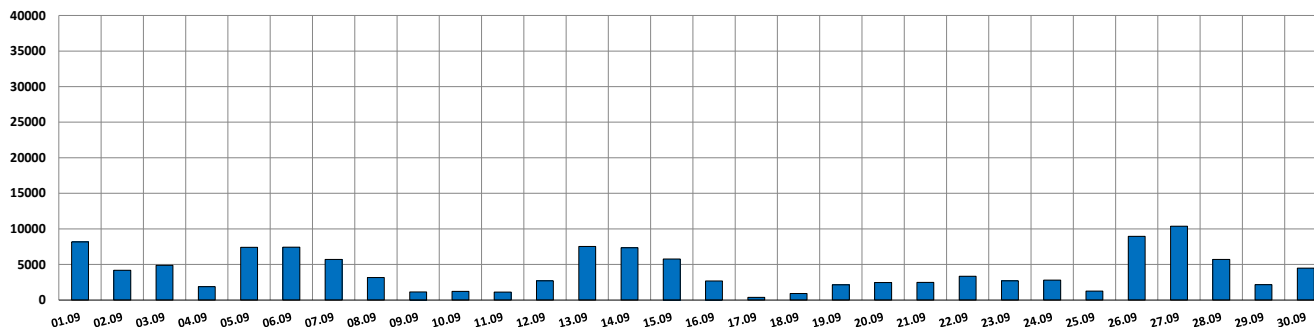
Market for Allocation of Cross-Border Capacities



Transelectrica®
Societate Administrată în Sistem Dualist

Daily Allocation on Romanian – Bulgarian border

Congestion Income RO



Day	Congestion Income border RO-BG [Euro]	Congestion Income RO [Euro]
01.09	16338	8169
02.09	8353	4177
03.09	9769	4885
04.09	3756	1878
05.09	14840	7420
06.09	14883	7441
07.09	11407	5703
08.09	6335	3167
09.09	2271	1136
10.09	2428	1214
11.09	2220	1110
12.09	5402	2701
13.09	15073	7536
14.09	14701	7350
15.09	11522	5761
16.09	5357	2679
17.09	749	374
18.09	1850	925
19.09	4265	2132
20.09	4906	2453
21.09	4961	2480
22.09	6689	3345
23.09	5420	2710
24.09	5602	2801
25.09	2527	1263
26.09	17892	8946
27.09	20770	10385
28.09	11411	5706
29.09	4342	2171
30.09	8985	4493
Total	245022	122511

Daily Income [Euro]		Remuneration UIOSI [Euro]	
RO-BG	BG-RO	RO-BG	BG-RO
115778	129244	82036	78827
245022		160863	

TSO Income (Z-R) [Euro]	RO TSO Income (Z-R) [Euro]
84159	42080

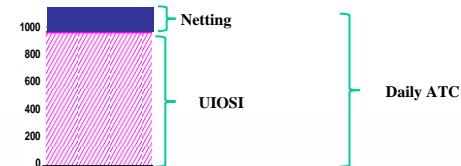
Market for Allocation of Cross-Border Capacities



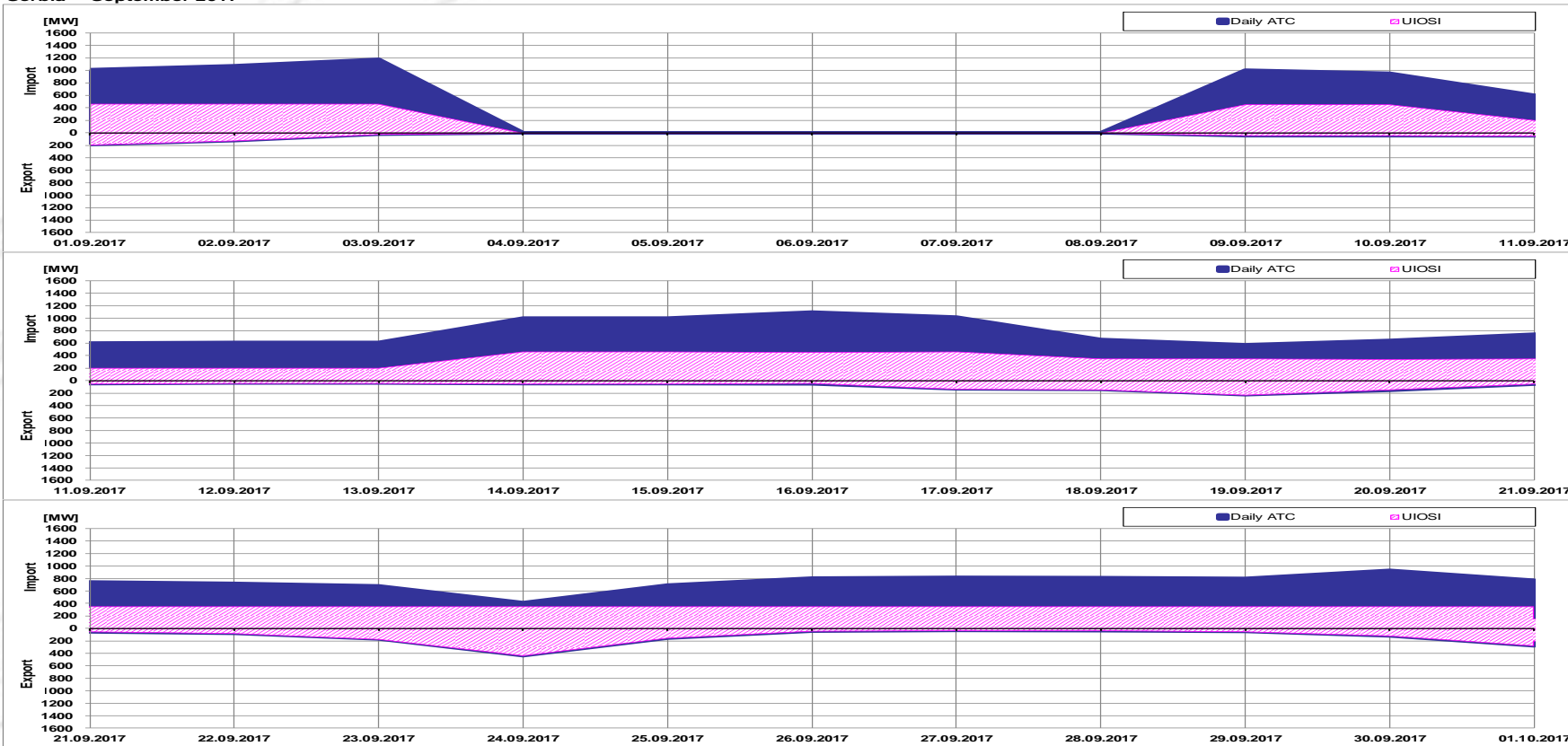
Transelectrica®
Societate Administrată în Sistem Dualist

Daily Auctions on Romanian – Serbian border

Unused Capacity [MW] average value	
RO-RS	RS-RO
131	334



Serbia September 2017



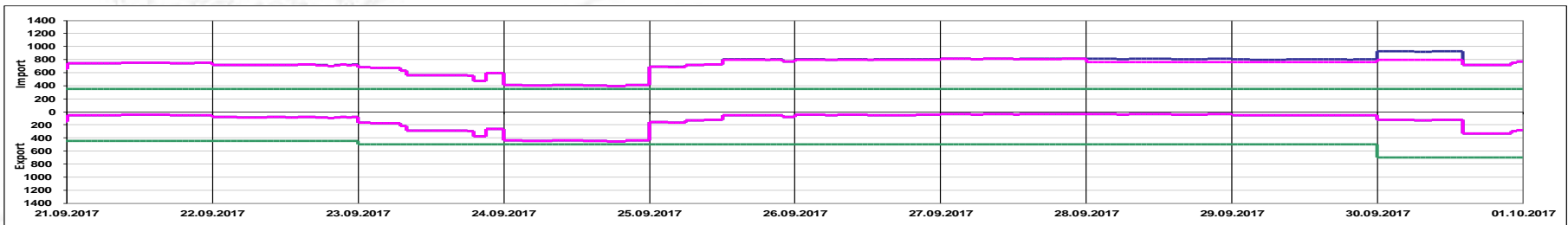
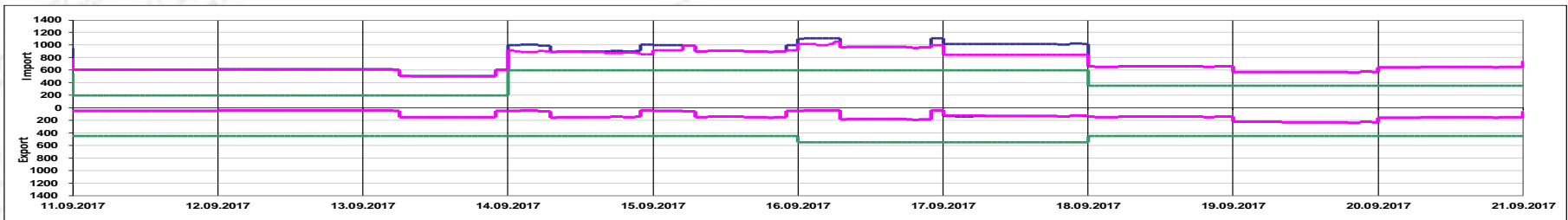
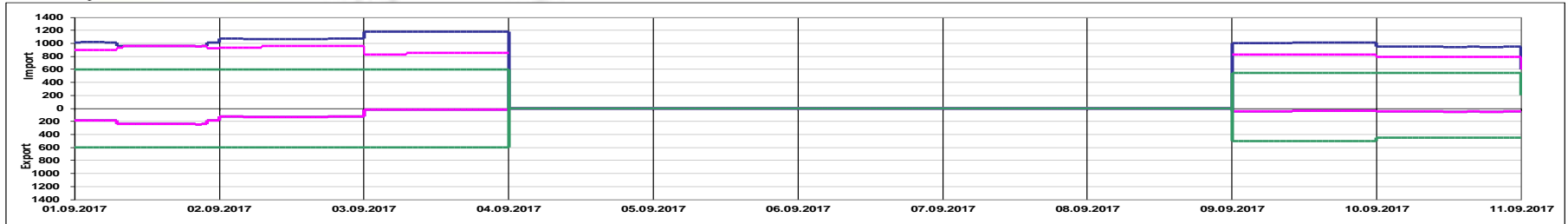
- Between 04 – 08.09.2017, 400 kV OHL Portile de Fier – Djerdap was out of operation for planned maintenance program, so transfer capacity was not available on the Serbian border.



Transelectrica®
Societate Administrată în Sistem Dualist

Daily Auctions on Romanian – Serbian border

Serbia September 2017



Offered Capacity on Daily Auction Import (+) / Export (-) [MW]

Allocated Capacity on Daily Auction Import (+) / Export (-) [MW]

Net Transfer Capacity (NTC) Import (+) / Export (-) [MW]

- Between 04 – 08.09.2017, 400 kV OHL Portile de Fier – Djerdap was out of operation for planned maintenance program, so transfer capacity was not available on the Serbian border.



Transelectrica®
Societate Administrată în Sistem Dualist

Market for Allocation of Cross-Border Capacities

Daily Auctions on Romanian – Serbian border

Auction Price [Euro/MWh] – Export

Day	1	2	3	4	5	6	7	8	9	10	11	12	13	14	15	16	17	18	19	20	21	22	23	24	Max	
1	0.22	0.22	0.22	0.22	0.22	0.22	0.22	0.05	0.05	0.05	0.05	0.05	0.05	0.05	0.05	0.05	0.05	0.05	0.05	0.05	0.05	0.05	0.09	0.09	0.22	
2	0.37	0.37	0.37	0.37	0.37	0.37	0.37	0.12	0.12	0.12	0.12	0.12	0.12	0.12	0.12	0.12	0.12	0.12	0.12	0.12	0.12	0.12	0.12	0.12	0.12	0.37
3	0.28	0.28	0.28	0.28	0.28	0.28	0.28	0.28	0.28	0.57	0.57	3.00	3.60	3.80	3.80	3.95	3.00	3.00	3.80	3.80	0.66	0.66	1.00	1.20	3.95	
4	-	-	-	-	-	-	-	-	-	-	-	-	-	-	-	-	-	-	-	-	-	-	-	-	-	-
5	-	-	-	-	-	-	-	-	-	-	-	-	-	-	-	-	-	-	-	-	-	-	-	-	-	-
6	-	-	-	-	-	-	-	-	-	-	-	-	-	-	-	-	-	-	-	-	-	-	-	-	-	-
7	-	-	-	-	-	-	-	-	-	-	-	-	-	-	-	-	-	-	-	-	-	-	-	-	-	-
8	-	-	-	-	-	-	-	-	-	-	-	-	-	-	-	-	-	-	-	-	-	-	-	-	-	-
9	0.15	0.15	0.15	0.15	0.15	0.15	0.15	0.15	0.15	0.15	0.26	0.26	0.26	0.26	0.26	0.26	0.26	0.26	0.26	0.26	0.26	0.53	0.53	0.53	0.53	0.53
10	0.26	0.26	0.26	0.26	0.26	0.26	0.26	0.26	0.26	0.26	0.26	0.15	0.15	0.15	0.15	0.26	0.26	0.15	0.15	0.15	0.15	0.26	0.26	0.26	0.26	0.26
11	0.33	0.33	0.33	0.33	0.33	0.33	0.33	0.33	0.33	0.33	0.33	0.33	0.33	0.33	0.33	0.33	0.33	0.33	0.33	0.33	0.33	0.33	0.33	0.33	0.33	0.33
12	0.44	0.44	0.44	0.44	0.44	0.44	0.44	0.23	0.23	0.44	0.44	0.44	0.44	0.44	0.44	0.44	0.44	0.44	0.44	0.23	0.23	0.23	0.23	0.23	0.44	0.44
13	0.22	0.56	0.22	0.22	0.22	0.22	0.11	0.11	0.11	0.11	0.11	0.11	0.11	0.11	0.11	0.11	0.11	0.11	0.11	0.11	0.11	0.11	0.11	0.11	0.11	0.56
14	0.56	0.56	0.56	0.56	0.56	0.37	0.18	0.05	0.05	0.05	0.05	0.05	0.05	0.07	0.07	0.07	0.07	0.07	0.05	0.05	0.05	0.07	0.70	0.70	0.70	
15	0.23	0.23	0.23	0.23	0.23	0.15	0.07	0.02	0.02	0.02	0.02	0.02	0.02	0.02	0.02	0.02	0.02	0.02	0.02	0.02	0.02	0.15	0.15	0.15	0.23	
16	0.11	0.15	0.15	0.15	0.15	0.15	0.15	0.03	0.03	0.03	0.03	0.03	0.03	0.03	0.03	0.03	0.03	0.03	0.03	0.03	0.03	0.03	0.15	0.15	0.15	
17	0.00	0.00	0.00	0.00	0.00	0.00	0.00	0.02	0.02	0.02	0.02	0.02	0.02	0.02	0.02	0.02	0.02	0.02	0.02	0.02	0.02	0.02	0.00	0.00	0.02	
18	0.15	0.07	0.07	0.07	0.07	0.15	0.15	0.15	0.15	0.15	0.15	0.15	0.15	0.15	0.15	0.15	0.15	0.15	0.15	0.07	0.07	0.15	0.15	0.15	0.15	
19	0.05	0.05	0.05	0.05	0.05	0.05	0.05	0.05	0.05	0.05	0.05	0.05	0.05	0.05	0.05	0.05	0.05	0.05	0.05	0.05	0.05	0.05	0.05	0.05	0.05	0.05
20	0.07	0.07	0.07	0.07	0.07	0.07	0.11	0.22	0.22	0.22	0.22	0.22	0.22	0.22	0.11	0.11	0.11	0.11	0.11	0.11	0.11	0.11	0.11	0.11	0.11	0.22
21	0.23	0.23	0.23	0.23	0.23	0.23	0.23	0.23	0.23	0.23	0.23	0.23	0.23	0.23	0.23	0.23	0.23	0.23	0.23	0.23	0.23	0.23	0.33	0.33	0.33	0.33
22	1.01	1.01	1.01	1.01	0.69	0.69	1.10	1.10	1.10	1.10	1.21	1.10	1.10	1.10	1.21	1.21	1.10	1.10	1.10	1.01	0.69	0.69	0.56	0.69	1.21	1.21
23	0.37	0.37	0.26	0.26	0.26	0.26	0.37	0.16	0.15	0.15	0.15	0.15	0.15	0.15	0.15	0.15	0.15	0.15	0.15	0.08	0.08	0.16	0.15	0.15	0.37	
24	0.03	0.03	0.03	0.02	0.02	0.02	0.03	0.03	0.05	0.03	0.03	0.03	0.03	0.03	0.03	0.03	0.03	0.03	0.03	0.03	0.05	0.03	0.03	0.03	0.05	0.05
25	0.26	0.26	0.26	0.26	0.26	0.26	0.56	0.56	0.56	0.26	0.26	0.26	0.75	0.75	0.75	0.75	0.75	0.75	0.75	0.56	0.75	0.75	0.56	0.56	0.75	0.75
26	2.00	5.00	5.30	3.68	4.51	1.80	1.80	2.20	4.50	5.55	9.63	10.00	7.88	8.16	8.52	6.62	6.52	5.00	3.94	1.80	1.70	2.68	4.00	5.00	10.00	
27	9.96	11.37	13.45	14.47	11.00	5.00	5.18	7.70	6.28	5.00	3.88	3.80	3.00	3.80	3.00	3.00	3.00	3.00	3.00	3.00	3.00	1.80	1.80	1.80	14.47	14.47
28	3.20	5.10	9.55	10.00	9.89	4.78	3.00	4.71	4.91	4.41	4.18	3.60	1.10	1.10	1.10	1.10	1.10	1.10	1.10	0.88	1.10	1.10	1.10	1.10	10.00	10.00
29	1.00	1.12	3.19	2.71	1.50	1.00	0.56	0.56	1.50	1.50	1.50	1.50	1.00	1.00	1.00	1.00	1.00	1.00	1.00	0.56	1.00	1.00	1.00	1.00	3.19	3.19
30	1.10	1.35	2.25	2.65	1.21	0.77	0.77	0.77	0.77	1.10	1.10	1.10	0.98	0.77	0.16	0.15	0.15	0.15	0.15	0.15	0.15	0.09	0.33	0.60	2.65	2.65

Serbia September 2017

- Between 04 – 08.09.2017, 400 kV OHL Portile de Fier – Djerdap was out of operation for planned maintenance program, so transfer capacity was not available on the Serbian border.



Transelectrica®
Societate Administrată în Sistem Dualist

Market for Allocation of Cross-Border Capacities

Daily Auctions on Romanian – Serbian border

Auction Price [Euro/MWh] – Import

Day	1	2	3	4	5	6	7	8	9	10	11	12	13	14	15	16	17	18	19	20	21	22	23	24	Max
1	0.00	0.00	0.00	0.00	0.00	0.00	0.00	0.00	0.01	0.01	0.01	0.01	0.01	0.01	0.01	0.00	0.00	0.00	0.01	0.01	0.01	0.01	0.00	0.00	0.01
2	0.00	0.00	0.00	0.00	0.00	0.00	0.00	0.00	0.00	0.00	0.00	0.00	0.00	0.00	0.00	0.00	0.00	0.00	0.00	0.00	0.00	0.00	0.00	0.00	0.00
3	0.00	0.00	0.00	0.00	0.00	0.00	0.00	0.00	0.00	0.00	0.00	0.00	0.00	0.00	0.00	0.00	0.00	0.00	0.00	0.00	0.00	0.00	0.00	0.00	0.00
4	-	-	-	-	-	-	-	-	-	-	-	-	-	-	-	-	-	-	-	-	-	-	-	-	-
5	-	-	-	-	-	-	-	-	-	-	-	-	-	-	-	-	-	-	-	-	-	-	-	-	-
6	-	-	-	-	-	-	-	-	-	-	-	-	-	-	-	-	-	-	-	-	-	-	-	-	-
7	-	-	-	-	-	-	-	-	-	-	-	-	-	-	-	-	-	-	-	-	-	-	-	-	-
8	-	-	-	-	-	-	-	-	-	-	-	-	-	-	-	-	-	-	-	-	-	-	-	-	-
9	0.00	0.00	0.00	0.00	0.00	0.00	0.00	0.00	0.00	0.00	0.00	0.00	0.00	0.00	0.00	0.00	0.00	0.00	0.00	0.00	0.00	0.00	0.00	0.00	0.00
10	0.00	0.00	0.00	0.00	0.00	0.00	0.00	0.00	0.00	0.00	0.00	0.00	0.00	0.00	0.00	0.00	0.00	0.00	0.00	0.00	0.00	0.00	0.00	0.00	0.00
11	0.02	0.02	0.02	0.02	0.02	0.02	0.02	0.02	0.02	0.02	0.02	0.02	0.02	0.02	0.02	0.02	0.02	0.02	0.02	0.02	0.02	0.02	0.02	0.02	0.02
12	0.02	0.02	0.02	0.02	0.02	0.02	0.02	0.02	0.02	0.02	0.02	0.02	0.02	0.02	0.02	0.02	0.02	0.02	0.02	0.02	0.02	0.02	0.02	0.02	0.02
13	0.03	0.03	0.03	0.03	0.03	0.03	0.05	0.07	0.07	0.07	0.07	0.07	0.07	0.07	0.07	0.07	0.07	0.07	0.07	0.07	0.07	0.07	0.03	0.03	0.07
14	0.00	0.00	0.00	0.00	0.00	0.00	0.00	0.01	0.01	0.01	0.01	0.01	0.00	0.00	0.00	0.00	0.00	0.00	0.00	0.00	0.00	0.00	0.00	0.00	0.01
15	0.00	0.00	0.00	0.00	0.00	0.01	0.01	0.01	0.01	0.01	0.01	0.01	0.01	0.01	0.01	0.01	0.01	0.01	0.01	0.01	0.01	0.01	0.01	0.00	0.01
16	0.00	0.00	0.00	0.00	0.00	0.00	0.00	0.01	0.01	0.01	0.01	0.01	0.01	0.01	0.01	0.01	0.01	0.01	0.01	0.01	0.01	0.01	0.00	0.00	0.01
17	0.00	0.00	0.00	0.00	0.00	0.00	0.00	0.00	0.00	0.00	0.00	0.00	0.00	0.00	0.00	0.00	0.00	0.00	0.00	0.00	0.00	0.00	0.00	0.00	0.00
18	0.07	0.08	0.08	0.08	0.08	0.07	0.07	0.07	0.07	0.07	0.07	0.07	0.07	0.07	0.07	0.07	0.07	0.07	0.07	0.08	0.08	0.07	0.07	0.07	0.08
19	0.08	0.08	0.08	0.08	0.08	0.08	0.08	0.08	0.08	0.08	0.08	0.08	0.08	0.08	0.08	0.08	0.08	0.08	0.08	0.08	0.08	0.08	0.10	0.08	0.10
20	0.20	0.12	0.12	0.12	0.20	0.25	0.21	0.25	0.25	0.25	0.21	0.21	0.20	0.20	0.18	0.18	0.08	0.08	0.08	0.22	0.11	0.02	0.03	0.03	0.25
21	0.05	0.05	0.05	0.05	0.05	0.05	0.05	0.05	0.05	0.05	0.05	0.05	0.05	0.05	0.05	0.05	0.05	0.05	0.05	0.05	0.05	0.05	0.04	0.04	0.05
22	0.03	0.03	0.03	0.03	0.04	0.04	0.04	0.04	0.04	0.03	0.03	0.03	0.04	0.04	0.03	0.05	0.05	0.05	0.05	0.05	0.05	0.05	0.05	0.05	0.05
23	0.15	0.15	0.15	0.15	0.15	0.15	0.22	0.26	0.51	0.51	0.33	0.33	0.33	0.33	0.33	0.33	0.51	0.34	0.56	0.90	0.90	0.51	0.33	0.26	0.90
24	0.06	0.06	0.06	0.06	0.06	0.06	0.06	0.10	0.10	0.10	0.10	0.10	0.10	0.10	0.10	0.10	0.10	0.10	0.10	0.15	0.15	0.10	0.10	0.10	0.15
25	0.02	0.02	0.02	0.03	0.03	0.03	0.02	0.01	0.01	0.01	0.01	0.01	0.01	0.01	0.01	0.00	0.00	0.00	0.00	0.01	0.01	0.00	0.01	0.01	0.03
26	0.00	0.00	0.00	0.00	0.00	0.00	0.00	0.00	0.00	0.00	0.00	0.00	0.00	0.00	0.00	0.00	0.00	0.00	0.00	0.00	0.00	0.00	0.00	0.00	0.00
27	0.01	0.01	0.01	0.01	0.01	0.01	0.01	0.01	0.01	0.01	0.01	0.01	0.01	0.01	0.01	0.01	0.01	0.01	0.01	0.01	0.01	0.01	0.01	0.01	0.01
28	0.00	0.00	0.00	0.00	0.00	0.00	0.00	0.00	0.00	0.00	0.00	0.00	0.00	0.00	0.00	0.00	0.00	0.00	0.00	0.00	0.00	0.00	0.00	0.00	0.00
29	0.00	0.00	0.00	0.00	0.00	0.00	0.00	0.00	0.00	0.00	0.00	0.00	0.00	0.00	0.00	0.00	0.00	0.00	0.00	0.00	0.00	0.00	0.00	0.00	0.00
30	0.00	0.00	0.00	0.00	0.00	0.00	0.00	0.00	0.00	0.00	0.00	0.00	0.00	0.00	0.02	0.02	0.02	0.05	0.05	0.05	0.05	0.05	0.01	0.01	0.05

Serbia September 2017

- Between 04 – 08.09.2017, 400 kV OHL Portile de Fier – Djerdap was out of operation for planned maintenance program, so transfer capacity was not available on the Serbian border.

Public

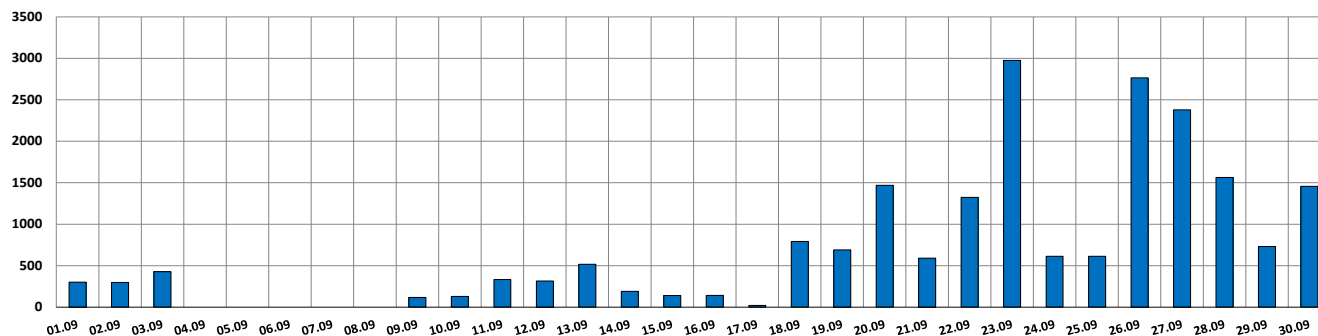
Market for Allocation of Cross-Border Capacities



Transelectrica®
Societate Administrată în Sistem Dualist

Daily Allocation on Romanian – Serbian border

Congestion Income RO



Day	Congestion Income border RO-RS [Euro]	Congestion Income RO [Euro]
01.09	603	301
02.09	596	298
03.09	853	427
04.09	0	0
05.09	0	0
06.09	0	0
07.09	0	0
08.09	0	0
09.09	234	117
10.09	259	129
11.09	665	333
12.09	631	315
13.09	1033	516
14.09	380	190
15.09	281	141
16.09	284	142
17.09	40	20
18.09	1586	793
19.09	1381	691
20.09	2940	1470
21.09	1180	590
22.09	2647	1324
23.09	5952	2976
24.09	1228	614
25.09	1229	614
26.09	5530	2765
27.09	4759	2379
28.09	3128	1564
29.09	1462	731
30.09	2912	1456
Total	41793	20896

Daily Income [Euro]		Remuneration UIOSI [Euro]	
RO-RS	RS-RO	RO-RS	RS-RO
27336	14457	27208	7718
41793		34925	

TSO Income (Z-R) [Euro]	RO TSO Income (Z-R) [Euro]
6867	3434

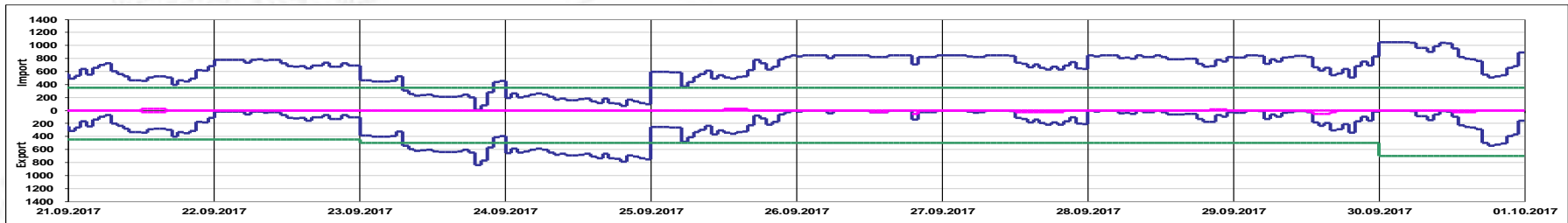
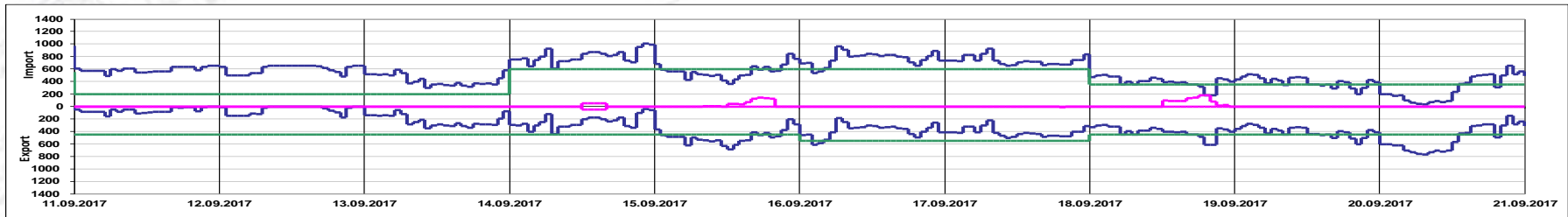
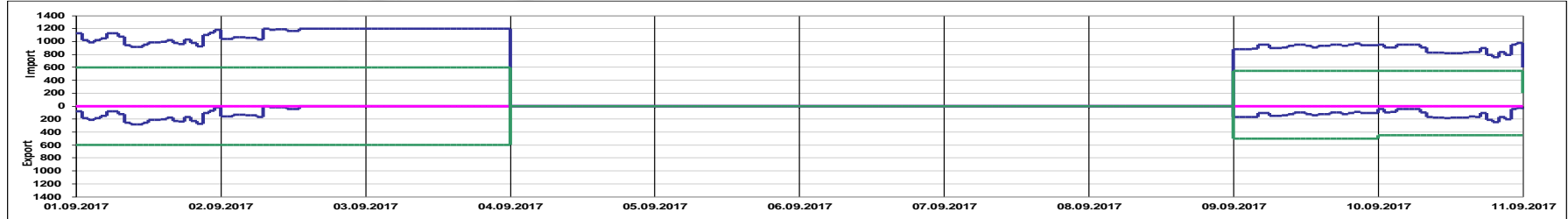
- Between 04 – 08.09.2017, 400 kV OHL Portile de Fier – Djerdap was out of operation for planned maintenance program, so transfer capacity was not available on the Serbian border.



Transelectrica®
Societate Administrată în Sistem Dualist

Intraday Auctions on Romanian – Serbian border

Serbia September 2017



Offered Capacity on Intraday Auction Import (+) / Export (-) [MW]

Allocated Capacity on Intraday Auction Import (+) / Export (-) [MW]

Net Transfer Capacity (NTC) Import (+) / Export (-) [MW]

- Between 04 – 08.09.2017, 400 kV OHL Portile de Fier – Djerdap was out of operation for planned maintenance program, so transfer capacity was not available on the Serbian border.



Transelectrica®
Societate Administrată în Sistem Dualist

Market for Allocation of Cross-Border Capacities

Intraday Auctions on Romanian – Serbian border

Auction Price [Euro/MWh] - Export

Day	1	2	3	4	5	6	7	8	9	10	11	12	13	14	15	16	17	18	19	20	21	22	23	24	Max	
1	0.00	0.00	0.00	0.00	0.00	0.00	0.00	0.00	0.00	0.00	0.00	0.00	0.00	0.00	0.00	0.00	0.00	0.00	0.00	0.00	0.00	0.00	0.00	0.00	0.00	0.00
2	0.00	0.00	0.00	0.00	0.00	0.00	0.00	0.00	0.00	0.00	0.00	0.00	0.00	0.00	0.00	0.00	0.00	0.00	0.00	0.00	0.00	0.00	0.00	0.00	0.00	0.00
3	-	-	-	-	-	-	-	-	-	-	-	0.00	-	-	-	-	-	-	-	-	-	-	-	-	-	0.00
4	-	-	-	-	-	-	-	-	-	-	-	-	-	-	-	-	-	-	-	-	-	-	-	-	-	-
5	-	-	-	-	-	-	-	-	-	-	-	-	-	-	-	-	-	-	-	-	-	-	-	-	-	-
6	-	-	-	-	-	-	-	-	-	-	-	-	-	-	-	-	-	-	-	-	-	-	-	-	-	-
7	-	-	-	-	-	-	-	-	-	-	-	-	-	-	-	-	-	-	-	-	-	-	-	-	-	-
8	-	-	-	-	-	-	-	-	-	-	-	-	-	-	-	-	-	-	-	-	-	-	-	-	-	-
9	0.00	0.00	0.00	0.00	0.00	0.00	0.00	0.00	0.00	0.00	0.00	0.00	0.00	0.00	0.00	0.00	0.00	0.00	0.00	0.00	0.00	0.00	0.00	0.00	0.00	0.00
10	0.00	0.00	0.00	0.00	0.00	0.00	0.00	0.00	0.00	0.00	0.00	0.00	0.00	0.00	0.00	0.00	0.00	0.00	0.00	0.00	0.00	0.00	0.00	0.00	0.00	0.00
11	0.00	0.00	0.00	0.00	0.00	0.00	0.00	0.00	0.00	0.00	0.00	0.00	0.00	0.00	0.00	0.00	0.00	0.00	0.00	0.00	0.00	0.00	0.00	0.00	0.00	0.00
12	0.00	0.00	0.00	0.00	0.00	0.00	0.00	0.00	0.00	0.00	0.00	0.00	0.00	0.00	0.00	0.00	0.00	0.00	0.00	0.00	0.00	0.00	0.00	0.00	0.00	0.00
13	0.00	0.00	0.00	0.00	0.00	0.00	0.00	0.00	0.00	0.00	0.00	0.00	0.00	0.00	0.00	0.00	0.00	0.00	0.00	0.00	0.00	0.00	0.00	0.00	0.00	0.00
14	0.00	0.00	0.00	0.00	0.00	0.00	0.00	0.00	0.00	0.00	0.00	0.00	0.00	0.00	0.00	0.00	0.00	0.00	0.00	0.00	0.00	0.00	0.00	0.00	0.00	0.00
15	0.00	0.00	0.00	0.00	0.00	0.00	0.00	0.00	0.00	0.00	0.00	0.00	0.00	0.00	0.00	0.00	0.00	0.00	0.00	0.00	0.00	0.00	0.00	0.00	0.00	0.00
16	0.00	0.00	0.00	0.00	0.00	0.00	0.00	0.00	0.00	0.00	0.00	0.00	0.00	0.00	0.00	0.00	0.00	0.00	0.00	0.00	0.00	0.00	0.00	0.00	0.00	0.00
17	0.00	0.00	0.00	0.00	0.00	0.00	0.00	0.00	0.00	0.00	0.00	0.00	0.00	0.00	0.00	0.00	0.00	0.00	0.00	0.00	0.00	0.00	0.00	0.00	0.00	0.00
18	0.00	0.00	0.00	0.00	0.00	0.00	0.00	0.00	0.00	0.00	0.00	0.00	0.00	0.00	0.00	0.00	0.00	0.00	0.00	0.00	0.00	0.00	0.00	0.00	0.00	0.00
19	0.00	0.00	0.00	0.00	0.00	0.00	0.00	0.00	0.00	0.00	0.00	0.00	0.00	0.00	0.00	0.00	0.00	0.00	0.00	0.00	0.00	0.00	0.00	0.00	0.00	0.00
20	0.00	0.00	0.00	0.00	0.00	0.00	0.00	0.00	0.00	0.00	0.00	0.00	0.00	0.00	0.00	0.00	0.00	0.00	0.00	0.00	0.00	0.00	0.00	0.00	0.00	0.00
21	0.00	0.00	0.00	0.00	0.00	0.00	0.00	0.00	0.00	0.00	0.00	0.00	0.00	0.00	0.00	0.00	0.00	0.00	0.00	0.00	0.00	0.00	0.00	0.00	0.00	0.00
22	0.00	0.00	0.00	0.00	0.00	0.00	0.00	0.00	0.00	0.00	0.00	0.00	0.00	0.00	0.00	0.00	0.00	0.00	0.00	0.00	0.00	0.00	0.00	0.00	0.00	0.00
23	0.00	0.00	0.00	0.00	0.00	0.00	0.00	0.00	0.00	0.00	0.00	0.00	0.00	0.00	0.00	0.00	0.00	0.00	0.00	0.00	0.00	0.00	0.00	0.00	0.00	0.00
24	0.00	0.00	0.00	0.00	0.00	0.00	0.00	0.00	0.00	0.00	0.00	0.00	0.00	0.00	0.00	0.00	0.00	0.00	0.00	0.00	0.00	0.00	0.00	0.00	0.00	0.00
25	0.00	0.00	0.00	0.00	0.00	0.00	0.00	0.00	0.00	0.00	0.00	0.00	0.00	0.00	0.00	0.00	0.00	0.00	0.00	0.00	0.00	0.00	0.00	0.00	0.00	0.00
26	0.00	-	-	-	-	0.00	-	-	-	-	-	-	0.00	0.00	0.00	-	-	-	-	0.00	0.00	0.00	0.00	-	-	0.00
27	-	-	-	-	0.00	0.00	0.00	-	-	-	-	0.00	0.00	0.00	0.00	0.00	0.00	0.00	0.00	0.00	0.00	0.00	0.00	0.00	0.00	0.00
28	-	0.00	-	-	-	0.00	0.00	0.00	-	0.00	0.00	-	0.00	0.00	0.00	0.00	0.00	0.00	0.00	0.00	0.00	0.00	0.00	0.00	0.00	0.00
29	0.00	0.00	-	-	0.00	0.00	0.00	0.00	0.00	0.00	0.00	0.00	0.00	0.00	0.00	0.00	0.00	0.00	0.00	0.00	0.00	0.00	0.00	0.00	0.00	0.00
30	-	-	-	-	-	0.00	0.00	0.00	0.00	0.00	0.00	0.00	0.00	0.00	0.00	0.00	0.00	0.00	0.00	0.00	0.00	0.00	0.00	0.00	0.00	0.00

Serbia September 2017

- Between 04 – 08.09.2017, 400 kV OHL Portile de Fier – Djerdap was out of operation for planned maintenance program, so transfer capacity was not available on the Serbian border.

Public



Transelectrica®
Societate Administrată în Sistem Dualist

Market for Allocation of Cross-Border Capacities

Intraday Auctions on Romanian – Serbian border

Auction Price [Euro/MWh] - Import

Day	1	2	3	4	5	6	7	8	9	10	11	12	13	14	15	16	17	18	19	20	21	22	23	24	Max
1	0.00	0.00	0.00	0.00	0.00	0.00	0.00	0.00	0.00	0.00	0.00	0.00	0.00	0.00	0.00	0.00	0.00	0.00	0.00	0.00	0.00	0.00	0.00	0.00	0.00
2	0.00	0.00	0.00	0.00	0.00	0.00	0.00	0.00	0.00	0.00	0.00	0.00	0.00	0.00	0.00	0.00	0.00	0.00	0.00	0.00	0.00	0.00	0.00	0.00	0.00
3	0.00	0.00	0.00	0.00	0.00	0.00	0.00	0.00	0.00	0.00	0.00	0.00	0.00	0.00	0.00	0.00	0.00	0.00	0.00	0.00	0.00	0.00	0.00	0.00	0.00
4	-	-	-	-	-	-	-	-	-	-	-	-	-	-	-	-	-	-	-	-	-	-	-	-	-
5	-	-	-	-	-	-	-	-	-	-	-	-	-	-	-	-	-	-	-	-	-	-	-	-	-
6	-	-	-	-	-	-	-	-	-	-	-	-	-	-	-	-	-	-	-	-	-	-	-	-	-
7	-	-	-	-	-	-	-	-	-	-	-	-	-	-	-	-	-	-	-	-	-	-	-	-	-
8	-	-	-	-	-	-	-	-	-	-	-	-	-	-	-	-	-	-	-	-	-	-	-	-	-
9	0.00	0.00	0.00	0.00	0.00	0.00	0.00	0.00	0.00	0.00	0.00	0.00	0.00	0.00	0.00	0.00	0.00	0.00	0.00	0.00	0.00	0.00	0.00	0.00	0.00
10	0.00	0.00	0.00	0.00	0.00	0.00	0.00	0.00	0.00	0.00	0.00	0.00	0.00	0.00	0.00	0.00	0.00	0.00	0.00	0.00	0.00	0.00	0.00	0.00	0.00
11	0.00	0.00	0.00	0.00	0.00	0.00	0.00	0.00	0.00	0.00	0.00	0.00	0.00	0.00	0.00	0.00	0.00	0.00	0.00	0.00	0.00	0.00	0.00	0.00	0.00
12	0.00	0.00	0.00	0.00	0.00	0.00	0.00	0.00	0.00	0.00	0.00	0.00	0.00	0.00	0.00	0.00	0.00	0.00	0.00	0.00	0.00	0.00	0.00	0.00	0.00
13	0.00	0.00	0.00	0.00	0.00	0.00	0.00	0.00	0.00	0.00	0.00	0.00	0.00	0.00	0.00	0.00	0.00	0.00	0.00	0.00	0.00	0.00	0.00	0.00	0.00
14	0.00	0.00	0.00	0.00	0.00	0.00	0.00	0.00	0.00	0.00	0.00	0.00	0.00	0.00	0.00	0.00	0.00	0.00	0.00	0.00	0.00	0.00	0.00	0.00	0.00
15	0.00	0.00	0.00	0.00	0.00	0.00	0.00	0.00	0.00	0.00	0.00	0.00	0.00	0.00	0.00	0.00	0.00	0.00	0.00	0.00	0.00	0.00	0.00	0.00	0.00
16	0.00	0.00	0.00	0.00	0.00	0.00	0.00	0.00	0.00	0.00	0.00	0.00	0.00	0.00	0.00	0.00	0.00	0.00	0.00	0.00	0.00	0.00	0.00	0.00	0.00
17	0.00	0.00	0.00	0.00	0.00	0.00	0.00	0.00	0.00	0.00	0.00	0.00	0.00	0.00	0.00	0.00	0.00	0.00	0.00	0.00	0.00	0.00	0.00	0.00	0.00
18	0.00	0.00	0.00	0.00	0.00	0.00	0.00	0.00	0.00	0.00	0.00	0.00	0.00	0.00	0.00	0.00	0.00	0.00	0.00	0.00	0.00	0.00	0.00	0.00	0.00
19	0.00	0.00	0.00	0.00	0.00	0.00	0.00	0.00	0.00	0.00	0.00	0.00	0.00	0.00	0.00	0.00	0.00	0.00	0.00	0.00	0.00	0.00	0.00	0.00	0.00
20	0.00	0.00	0.00	0.00	0.00	0.00	0.00	0.00	0.00	0.00	0.00	0.00	0.00	0.00	0.00	0.00	0.00	0.00	0.00	0.00	0.00	0.00	0.00	0.00	0.00
21	0.00	0.00	0.00	0.00	0.00	0.00	0.00	0.00	0.00	0.00	0.00	0.00	0.00	0.00	0.00	0.00	0.00	0.00	0.00	0.00	0.00	0.00	0.00	0.00	0.00
22	0.00	0.00	0.00	0.00	0.00	0.00	0.00	0.00	0.00	0.00	0.00	0.00	0.00	0.00	0.00	0.00	0.00	0.00	0.00	0.00	0.00	0.00	0.00	0.00	0.00
23	0.00	0.00	0.00	0.00	0.00	0.00	0.00	0.00	0.00	0.00	0.00	0.00	0.00	0.00	0.00	0.00	0.00	0.00	0.00	0.00	0.00	0.00	0.00	0.00	0.00
24	0.00	0.00	0.00	0.00	0.00	0.00	0.00	0.00	0.00	0.00	0.00	0.00	0.00	0.00	0.00	0.00	0.00	0.00	0.00	0.00	0.00	0.00	0.00	0.00	0.00
25	0.00	0.00	0.00	0.00	0.00	0.00	0.00	0.00	0.00	0.00	0.00	0.00	0.00	0.00	0.00	0.00	0.00	0.00	0.00	0.00	0.00	0.00	0.00	0.00	0.00
26	0.00	0.00	0.00	0.00	0.00	0.00	0.00	0.00	0.00	0.00	0.00	0.00	0.00	0.00	0.00	0.00	0.00	0.00	0.00	0.00	0.00	0.00	0.00	0.00	0.00
27	0.00	0.00	0.00	0.00	0.00	0.00	0.00	0.00	0.00	0.00	0.00	0.00	0.00	0.00	0.00	0.00	0.00	0.00	0.00	0.00	0.00	0.00	0.00	0.00	0.00
28	0.00	0.00	0.00	0.00	0.00	0.00	0.00	0.00	0.00	0.00	0.00	0.00	0.00	0.00	0.00	0.00	0.00	0.00	0.00	0.00	0.00	0.00	0.00	0.00	0.00
29	0.00	0.00	0.00	0.00	0.00	0.00	0.00	0.00	0.00	0.00	0.00	0.00	0.00	0.00	0.00	0.00	0.00	0.00	0.00	0.00	0.00	0.00	0.00	0.00	0.00
30	0.00	0.00	0.00	0.00	0.00	0.00	0.00	0.00	0.00	0.00	0.00	0.00	0.00	0.00	0.00	0.00	0.00	0.00	0.00	0.00	0.00	0.00	0.00	0.00	0.00

Serbia September 2017

- Between 04 – 08.09.2017, 400 kV OHL Portile de Fier – Djerdap was out of operation for planned maintenance program, so transfer capacity was not available on the Serbian border.



Transelectrica®
Societate Administrată în Sistem Dualist

Market for Allocation of Cross-Border Capacities

Statistics on Monthly Auction

September 2017		1	2	3	4	5	6	7	8	9	10	11	12	13	14	15	16	17	18	19	20	21	22	23	24	25	26	27	28	29	30
Hungary export	Number of Capacity Traders	20	20	20	20	20	20	20	20	20	20	20	20	20	20	20	20	20	20	20	20	20	20	20	20	20	20	20	20	20	
	Number of Capacity Holders	6	6	6	6	6	6	6	6	6	6	6	6	6	6	6	6	6	6	6	6	6	6	6	6	6	6	6	6	6	
	Number of Bids	100	100	100	100	100	100	100	100	100	100	100	100	100	100	100	100	100	100	100	100	100	100	100	100	100	100	100	100	100	
Hungary import	Number of Capacity Traders	12	12	12	12	12	12	12	12	12	12	12	12	12	12	12	12	12	12	12	12	12	12	12	12	12	12	12	12	12	
	Number of Capacity Holders	5	5	5	5	5	5	5	5	5	5	5	5	5	5	5	5	5	5	5	5	5	5	5	5	5	5	5	5	5	
	Number of Bids	58	58	58	58	58	58	58	58	58	58	58	58	58	58	58	58	58	58	58	58	58	58	58	58	58	58	58	58	58	
Bulgaria export	Number of Capacity Traders	12	12	12	12	12	12	12	12	12	12	12	12	12	12	12	12	12	12	12	12	12	12	12	12	12	12	12	12	12	
	Number of Capacity Holders	6	6	6	6	6	6	6	6	6	6	6	6	6	6	6	6	6	6	6	6	6	6	6	6	6	6	6	6	6	
	Number of Bids	57	57	57	57	57	57	57	57	57	57	57	57	57	57	57	57	57	57	57	57	57	57	57	57	57	57	57	57	57	
Bulgaria import	Number of Capacity Traders	18	18	18	18	18	18	18	18	18	18	18	18	18	18	18	18	18	18	18	18	18	18	18	18	18	18	18	18	18	
	Number of Capacity Holders	10	10	10	10	10	10	10	10	10	10	10	10	10	10	10	10	10	10	10	10	10	10	10	10	10	10	10	10	10	
	Number of Bids	94	94	94	94	94	94	94	94	94	94	94	94	94	94	94	94	94	94	94	94	94	94	94	94	94	94	94	94	94	
Serbia export	Number of Capacity Traders	10	10	10	-	-	-	-	-	10	10	10	10	10	10	10	10	11	11	11	11	11	11	11	11	11	11	11	11	11	
	Number of Capacity Holders	8	8	8	-	-	-	-	-	7	7	7	7	7	7	7	8	8	8	8	8	8	8	8	8	8	8	8	8	11	
	Number of Bids	46	46	46	-	-	-	-	-	46	46	46	46	46	46	46	48	48	48	48	48	48	48	48	48	48	48	48	48	48	
Serbia import	Number of Capacity Traders	7	7	7	-	-	-	-	-	7	7	7	7	7	7	7	7	7	7	7	7	7	7	7	7	7	7	7	7	7	
	Number of Capacity Holders	7	7	7	-	-	-	-	-	7	7	4	4	4	4	7	7	7	7	6	6	6	6	6	6	6	6	6	6	6	
	Number of Bids	16	16	16	-	-	-	-	-	16	16	16	16	16	16	16	16	16	16	16	16	16	16	16	16	16	16	16	16	16	
Ukraine export	Number of Capacity Traders	-	-	-	3	3	3	3	3	-	-	-	-	-	-	-	-	-	-	-	-	-	-	-	-	-	-	-	-	-	
	Number of Capacity Holders	-	-	-	3	3	3	3	3	-	-	-	-	-	-	-	-	-	-	-	-	-	-	-	-	-	-	-	-	-	
	Number of Bids	-	-	-	5	5	5	5	5	-	-	-	-	-	-	-	-	-	-	-	-	-	-	-	-	-	-	-	-	-	
Ukraine import	Number of Capacity Traders	9	9	9	9	9	9	9	9	-	-	9	9	9	-	-	9	9	-	-	-	-	-	-	-	-	-	-	-	-	
	Number of Capacity Holders	6	6	6	6	6	6	6	6	-	-	6	6	6	-	-	7	7	-	-	-	-	-	-	-	-	-	-	-	-	
	Number of Bids	22	22	22	22	22	22	22	22	-	-	22	22	22	-	-	22	22	-	-	-	-	-	-	-	-	-	-	-	-	
Moldavia import RO_Cioara	Number of Capacity Traders	-	-	-	-	-	-	-	-	-	-	-	-	-	-	-	-	-	-	-	-	-	-	-	-	-	-	-	-	-	
	Number of Capacity Holders	-	-	-	-	-	-	-	-	-	-	-	-	-	-	-	-	-	-	-	-	-	-	-	-	-	-	-	-	-	
	Number of Bids	-	-	-	-	-	-	-	-	-	-	-	-	-	-	-	-	-	-	-	-	-	-	-	-	-	-	-	-	-	
Moldavia import RO_Costesti	Number of Capacity Traders	-	-	-	-	-	-	-	-	-	-	-	-	-	-	-	-	-	-	-	-	-	-	-	-	-	-	-	-	-	
	Number of Capacity Holders	-	-	-	-	-	-	-	-	-	-	-	-	-	-	-	-	-	-	-	-	-	-	-	-	-	-	-	-	-	
	Number of Bids	-	-	-	-	-	-	-	-	-	-	-	-	-	-	-	-	-	-	-	-	-	-	-	-	-	-	-	-	-	
Moldavia import RO_Vulcanesti	Number of Capacity Traders	-	-	-	-	-	-	-	-	-	-	-	-	-	-	-	-	-	-	-	-	-	-	-	-	-	-	-	-	-	
	Number of Capacity Holders	-	-	-	-	-	-	-	-	-	-	-	-	-	-	-	-	-	-	-	-	-	-	-	-	-	-	-	-	-	
	Number of Bids	-	-	-	-	-	-	-	-	-	-	-	-	-	-	-	-	-	-	-	-	-	-	-	-	-	-	-	-	-	

September 2017	Maximum	Minimum
Number of Capacity Traders	20	7
Number of Capacity Holders	11	4
Number of Bids	100	16

Public

Market for Allocation of Cross-Border Capacities



Statistics on Daily Auctions

September 2017		Daily Auctions																													
		1	2	3	4	5	6	7	8	9	10	11	12	13	14	15	16	17	18	19	20	21	22	23	24	25	26	27	28	29	30
Serbia Export	Maximum Number of Capacity Traders	5	5	6	-	-	-	-	-	6	3	4	6	7	7	5	5	3	4	8	6	7	8	8	6	6	10	11	9	8	10
	Maximum Number of Capacity Holders	3	3	3	-	-	-	-	-	3	2	2	3	3	5	3	3	3	4	6	4	4	4	4	5	3	3	4	4	4	6
	Maximum Number of Bids	18	16	9	-	-	-	-	-	10	6	9	10	11	13	11	11	7	12	15	12	11	17	19	18	15	24	20	16	15	28
Serbia Import	Maximum Number of Capacity Traders	7	5	4	-	-	-	-	-	6	4	4	5	7	8	9	8	5	6	9	9	8	7	9	7	6	7	8	6	7	
	Maximum Number of Capacity Holders	7	5	4	-	-	-	-	-	6	4	4	4	6	8	9	8	5	6	7	8	6	6	8	7	6	7	8	6	6	
	Maximum Number of Bids	22	20	17	-	-	-	-	-	19	17	18	19	21	22	28	28	19	25	24	32	24	22	27	22	22	20	22	21	20	23
Bulgaria Export	Maximum Number of Capacity Traders	5	7	5	6	7	7	6	8	8	6	5	8	10	10	8	8	4	7	8	8	10	10	6	5	6	12	13	12	10	12
	Maximum Number of Capacity Holders	5	7	5	6	7	7	6	8	8	5	4	5	6	7	6	6	4	6	7	6	8	8	5	5	6	8	7	8	8	9
	Maximum Number of Bids	15	17	17	20	17	17	16	18	20	18	15	19	25	20	21	19	13	17	18	20	21	22	15	15	16	27	26	24	22	24
Bulgaria Import	Maximum Number of Capacity Traders	12	11	7	8	15	14	14	13	11	6	7	11	10	13	13	9	4	7	10	10	9	10	8	8	6	9	10	9	9	
	Maximum Number of Capacity Holders	8	7	7	8	12	10	8	10	10	6	7	10	7	9	9	8	4	6	8	8	8	8	7	7	6	9	8	8	9	8
	Maximum Number of Bids	24	20	20	18	32	32	31	28	26	18	20	25	25	30	33	23	16	18	21	23	19	20	18	18	15	19	20	18	19	19

Note: In the table are presented the daily maximum hourly values.

- Between 04 – 08.09.2017, 400 kV OHL Portile de Fier – Djerdap was out of operation for planned maintenance program, so transfer capacity was not available on the Serbian border.

Market for Allocation of Cross-Border Capacities



Statistics on Intraday Auctions

September 2017		Intraday Auctions																													
		1	2	3	4	5	6	7	8	9	10	11	12	13	14	15	16	17	18	19	20	21	22	23	24	25	26	27	28	29	30
Hungary Export	Maximum Number of Capacity Traders	3	1	1	3	2	2	4	3	0	0	4	3	3	3	3	2	0	3	2	2	3	2	0	0	4	-	1	2	2	1
	Maximum Number of Capacity Holders	3	1	1	3	2	2	4	3	-	-	4	3	3	3	3	2	-	3	2	2	3	2	-	-	4	-	1	2	2	1
Hungary Import	Maximum Number of Capacity Traders	3	1	1	2	4	4	3	5	0	1	4	4	3	4	1	1	1	2	3	2	3	2	1	1	0	3	2	3	2	2
	Maximum Number of Capacity Holders	3	1	1	2	4	4	3	5	-	1	4	4	3	4	1	1	1	1	3	2	2	2	1	1	-	3	2	3	2	2
Serbia Export	Maximum Number of Capacity Traders	0	0	0	-	-	-	-	-	0	0	0	0	0	1	0	0	1	0	0	0	1	0	0	0	0	1	1	0	1	1
	Maximum Number of Capacity Holders	-	-	-	-	-	-	-	-	-	-	-	-	-	1	-	-	1	-	-	-	1	-	-	-	-	1	1	-	1	1
Serbia Import	Maximum Number of Capacity Traders	0	0	0	-	-	-	-	-	0	0	0	0	0	1	3	0	0	3	0	0	1	0	0	0	1	0	0	1	0	0
	Maximum Number of Capacity Holders	-	-	-	-	-	-	-	-	-	-	-	-	-	1	3	-	-	3	-	-	1	-	-	-	1	-	-	1	-	-

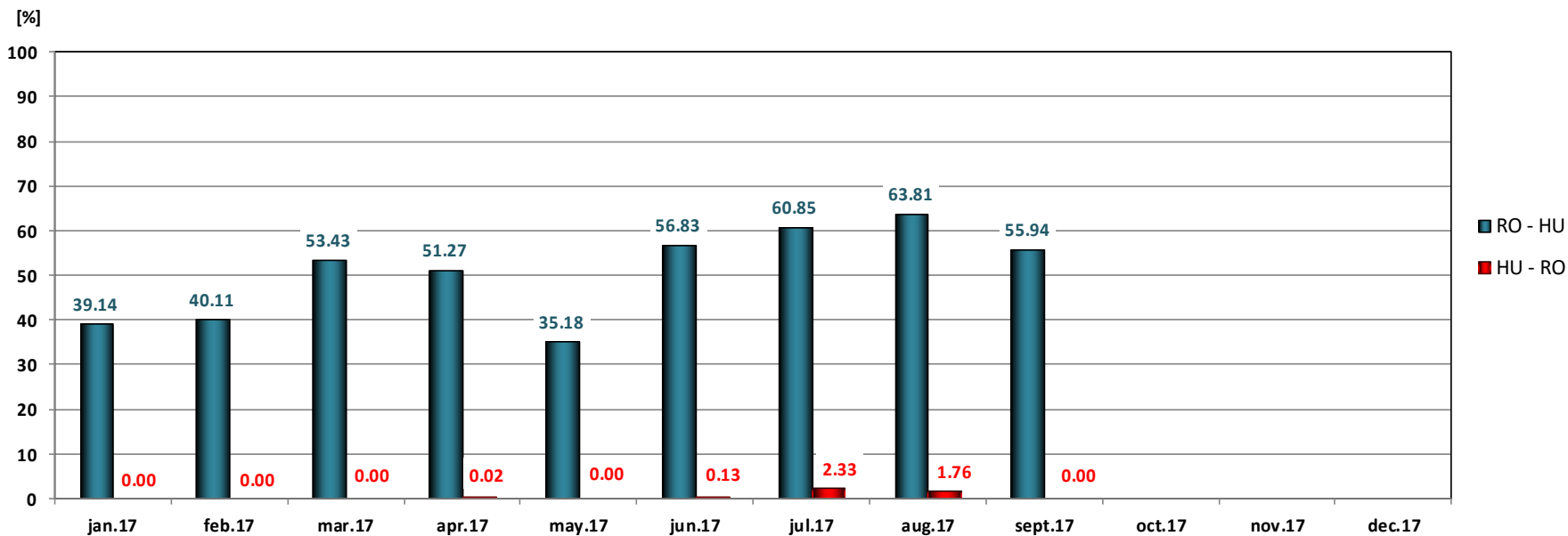
Note: In the table are presented the daily maximum hourly values.

Between 04 – 08.09.2017, 400 kV OHL Portile de Fier – Djerdap was out of operation for planned maintenance program, so transfer capacity was not available on the Serbian border.

Long term Auction on Romanian – Hungarian border

Usage Level of Allocated Capacity

Usage Level of Yearly and Monthly Allocated Capacity on Romanian - Hungarian border



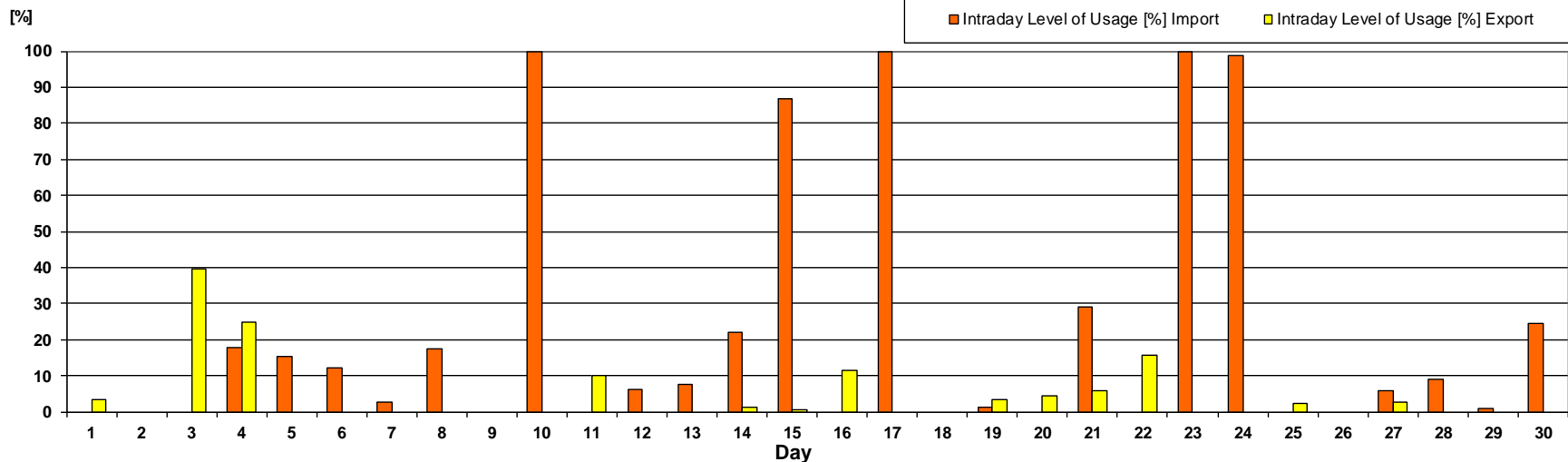
CET

Usage level of yearly and monthly allocated capacity was calculated as ratio between nominated capacity and sum of allocated capacity at yearly and monthly auctions. From the beginning of the year, the average values (arithmetic) of usage level are: 50.73 % on export direction and 0.47 % on import direction.

Intraday Auctions on Romanian – Hungarian border

Usage Level of Intraday Allocated Capacity

Hungary September 2017



Intraday Level of Usage [%]

September 2017	1	2	3	4	5	6	7	8	9	10	11	12	13	14	15	16	17	18	19	20	21	22	23	24	25	26	27	28	29	30
Import	0.00	0.00	0.00	17.86	15.15	12.17	2.78	17.35	-	100.00	0.00	6.11	7.53	22.16	86.67	0.00	100.00	0.00	1.18	0.00	29.02	0.00	100.00	98.68	-	0.00	5.88	9.09	0.88	24.53
Export	3.48	0.00	39.76	24.89	0.00	0.00	0.00	0.00	-	-	10.20	0.00	0.00	1.36	0.65	11.50	-	0.00	3.39	4.31	5.80	15.50	-	-	2.27	-	2.60	0.00	0.00	0.00

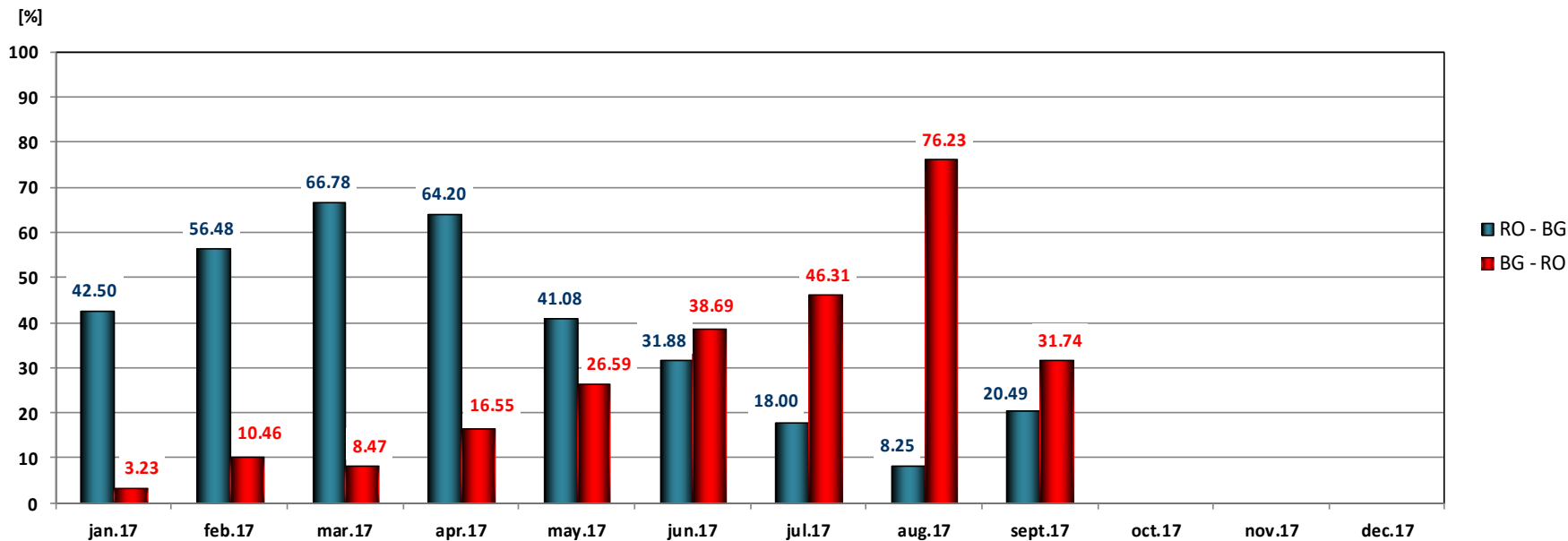
Level of usage of intraday allocated capacity, calculated at monthly level, as ratio between sum of nominated intraday capacities and sum of intraday allocated capacities, has the following values:

- Import 11.12 [%]
- Export 5.28 [%]

Long term Auction on Romanian – Bulgarian border

Usage Level of Allocated Capacity

Usage Level of Yearly and Monthly Allocated Capacity on Romanian - Bulgarian border

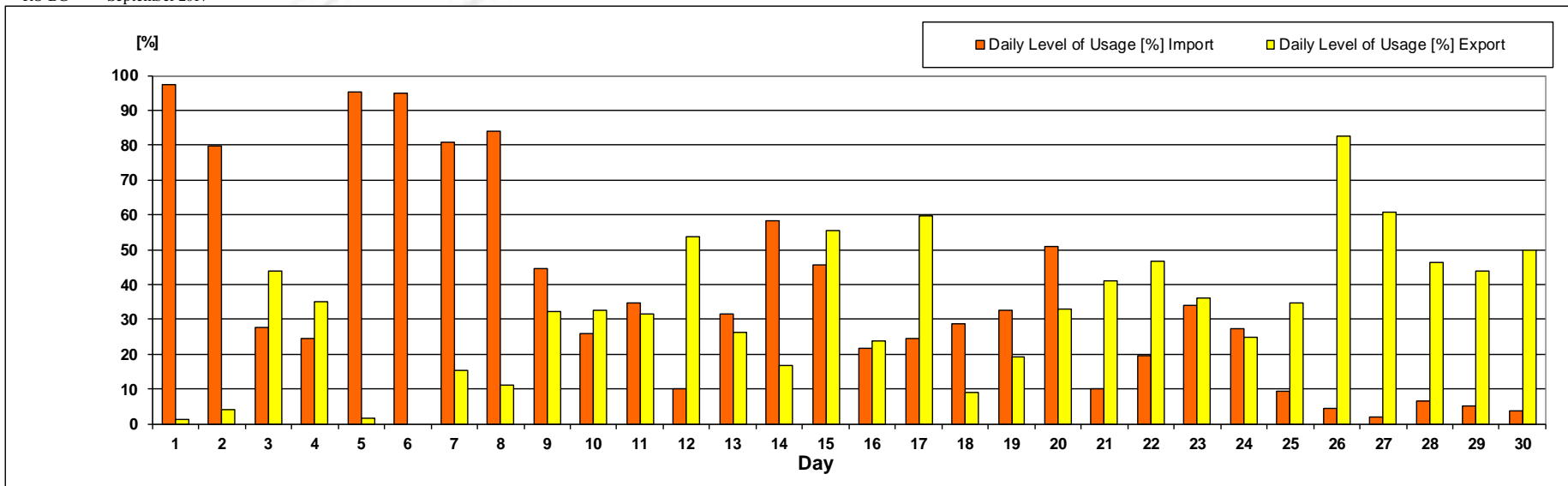


CET

Usage level of yearly and monthly allocated capacity was calculated as ratio between nominated capacity and sum of allocated capacity at yearly and monthly auctions. From the beginning of the year, the average values (arithmetic) of usage level are: 38.85 % on export direction and 28.7 % on import direction.

Daily Auctions on Romanian – Bulgarian border Usage Level of Daily Allocated Capacity

RO-BG September 2017



Daily Level of Usage [%]

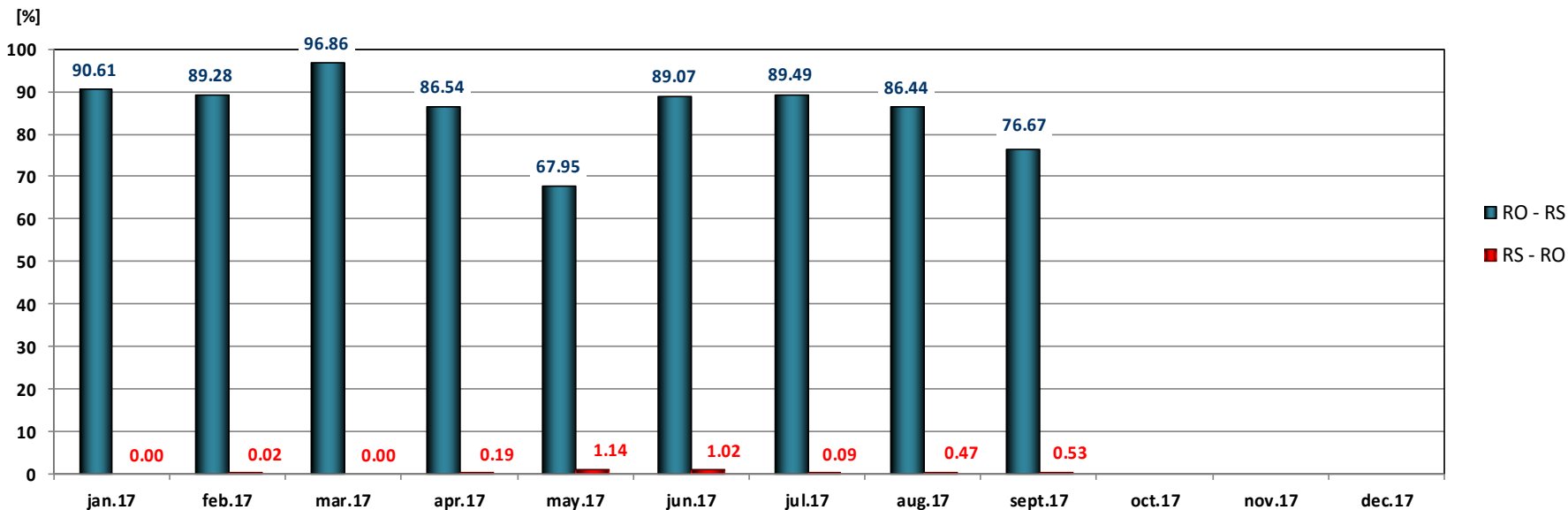
September 2017	1	2	3	4	5	6	7	8	9	10	11	12	13	14	15	16	17	18	19	20	21	22	23	24	25	26	27	28	29	30
Import	97.34	79.74	27.79	24.51	95.38	94.88	80.78	84.11	44.67	25.90	34.56	10.16	31.46	58.29	45.74	21.75	24.31	28.65	32.70	50.79	10.17	19.53	33.88	27.42	9.45	4.41	2.05	6.51	4.95	3.85
Export	1.41	3.88	43.82	35.14	1.48	0.00	15.31	11.12	32.33	32.60	31.42	53.62	26.21	16.82	55.41	23.63	59.72	8.84	19.04	32.78	40.94	46.48	36.13	24.68	34.85	82.72	60.65	46.34	43.86	49.80

Level of usage of daily allocated capacity, calculated at monthly level, as ratio between sum of nominated daily capacities and sum of daily allocated capacities, has the following values:

- Import 29.31 [%]
- Export 28.74 [%]

Long term Auction on Romanian – Serbian border Usage Level of Allocated Capacity

Usage Level of Yearly and Monthly Allocated Capacity on Romanian - Serbian border



CET

Usage level of yearly and monthly allocated capacity was calculated as ratio between nominated capacity and sum of allocated capacity at yearly and monthly auctions. From the beginning of the year, the average values (arithmetic) of usage level are: 85.88 % on export direction and 0.38 % on import direction.

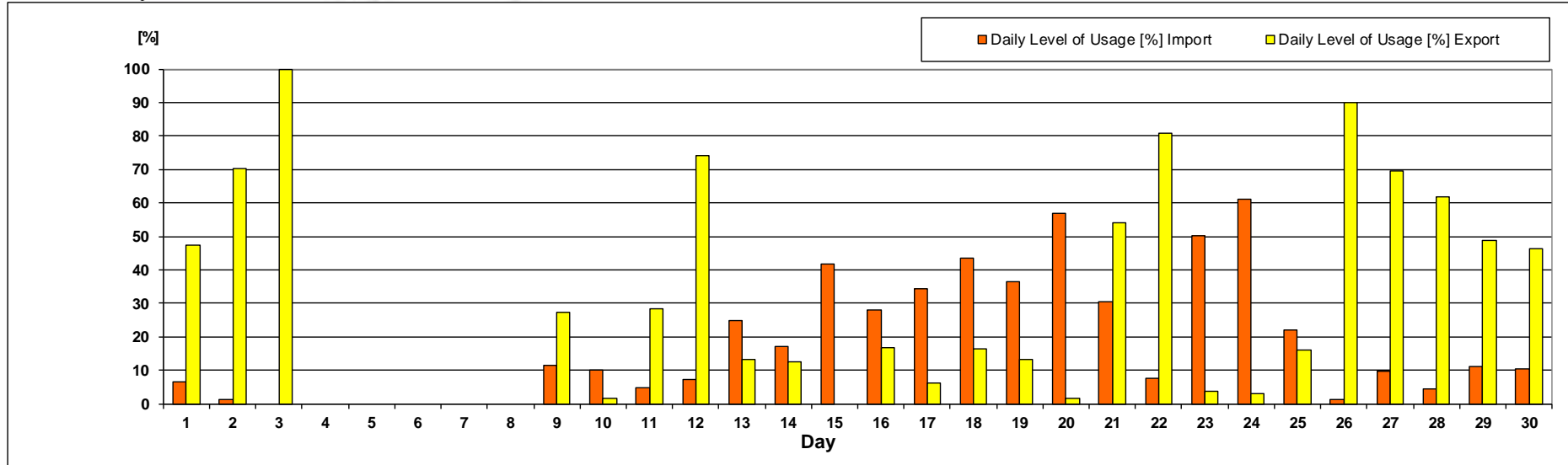
Market for Allocation of Cross-Border Capacities



Transelectrica®
Societate Administrată în Sistem Dualist

Daily Auctions on Romanian – Serbian border Usage Level of Daily Allocated Capacity

Serbia September 2017



Daily Level of Usage [%]

September 2017	1	2	3	4	5	6	7	8	9	10	11	12	13	14	15	16	17	18	19	20	21	22	23	24	25	26	27	28	29	30
Import	6.64	1.09	0.00						11.33	10.07	4.76	7.13	24.92	17.13	41.65	27.97	34.49	43.56	36.56	56.89	30.50	7.54	50.25	61.14	22.13	1.36	9.64	4.54	11.05	10.26
Export	47.36	70.37	100.00						27.40	1.69	28.40	74.12	13.29	12.60	0.00	16.71	6.17	16.50	13.26	1.45	54.09	80.82	3.78	2.82	16.11	89.93	69.61	61.86	48.72	46.37

Level of usage of daily allocated capacity, calculated at monthly level, as ratio between sum of nominated daily capacities and sum of daily allocated capacities, has the following values:

- Import 19.75 [%]

- Export 24.98 [%]

- Between 04 – 08.09.2017, 400 kV OHL Portile de Fier – Djerdap was out of operation for planned maintenance program, so transfer capacity was not available on the Serbian border.

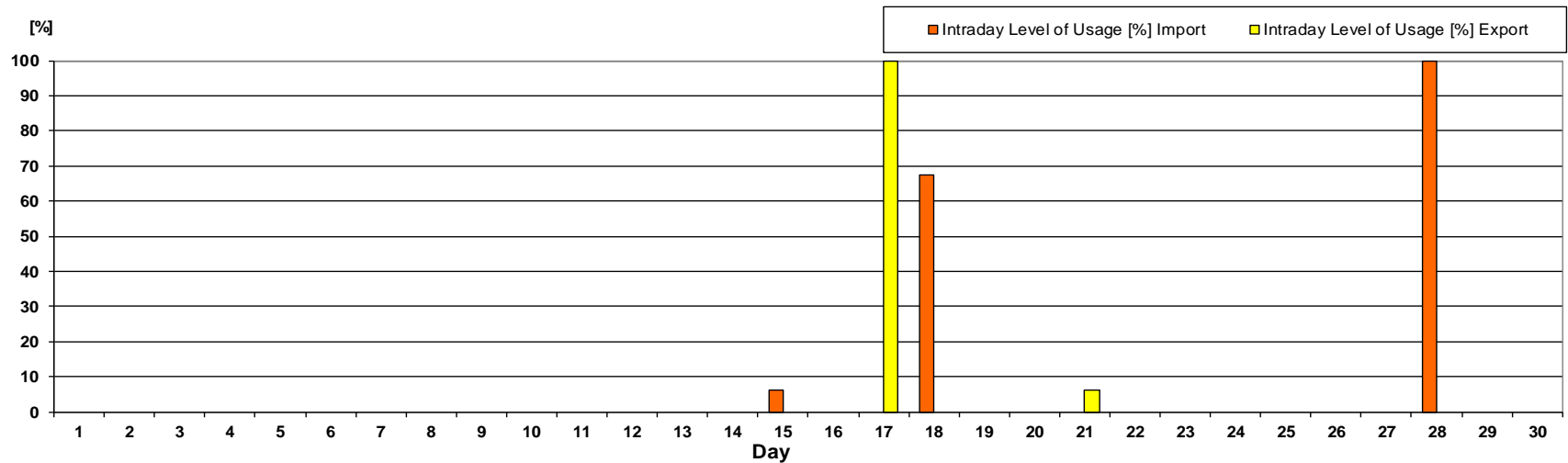
Market for Allocation of Cross-Border Capacities



Intraday Auctions on Romanian – Serbian border Usage Level of Intraday Allocated Capacity

Serbia

September 2017



Intraday Level of Usage [%]

September 2017	1	2	3	4	5	6	7	8	9	10	11	12	13	14	15	16	17	18	19	20	21	22	23	24	25	26	27	28	29	30
Import	-	-	-	-	-	-	-	-	-	-	-	-	-	0.00	6.27	-	-	67.36	-	-	0.00	-	-	-	0.00	-	-	100.00	-	-
Export	-	-	-	-	-	-	-	-	-	-	-	-	-	0.00	-	-	100.00	-	-	-	6.00	-	-	-	-	0.00	0.00	-	0.00	0.00

Level of usage of intraday allocated capacity, calculated at monthly level, as ratio between sum of nominated intraday capacities and sum of intraday allocated capacities, has the following values:

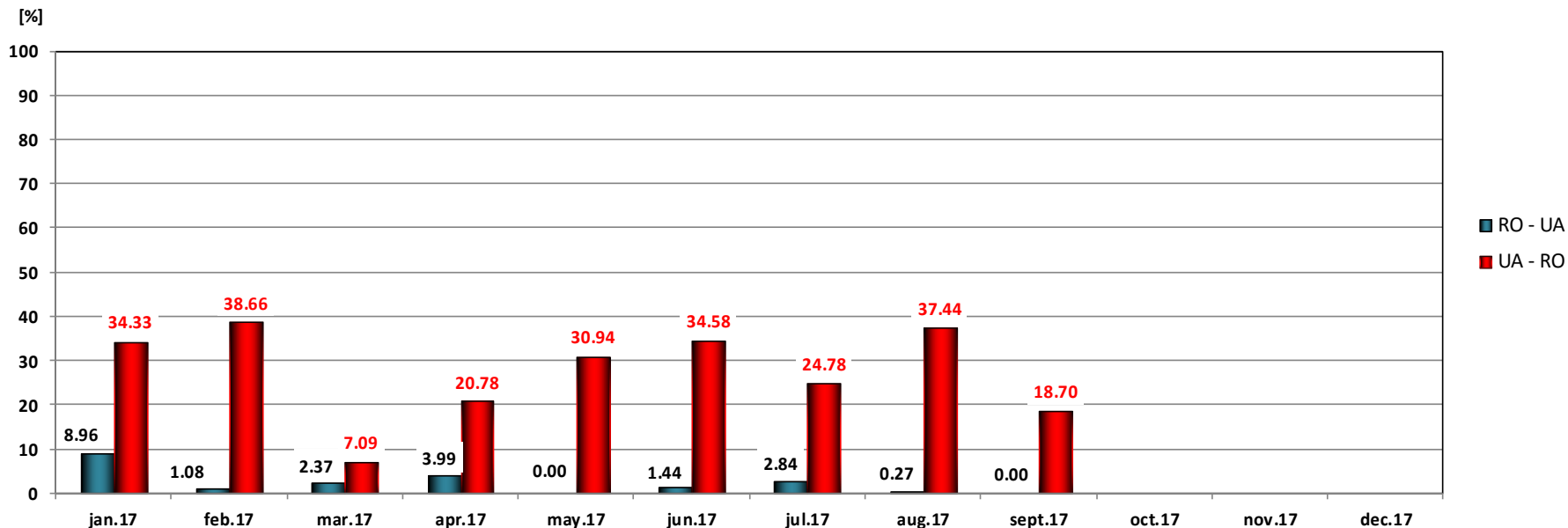
- Import 36.65 [%]
- Export 1.59 [%]

- Between 04 – 08.09.2017, 400 kV OHL Portile de Fier – Djerdap was out of operation for planned maintenance program, so transfer capacity was not available on the Serbian border.

Long term Auction on Romanian – Ukrainian border

Usage Level of Allocated Capacity

Usage Level of Yearly and Monthly Allocated Capacity on Romanian - Ukrainian border



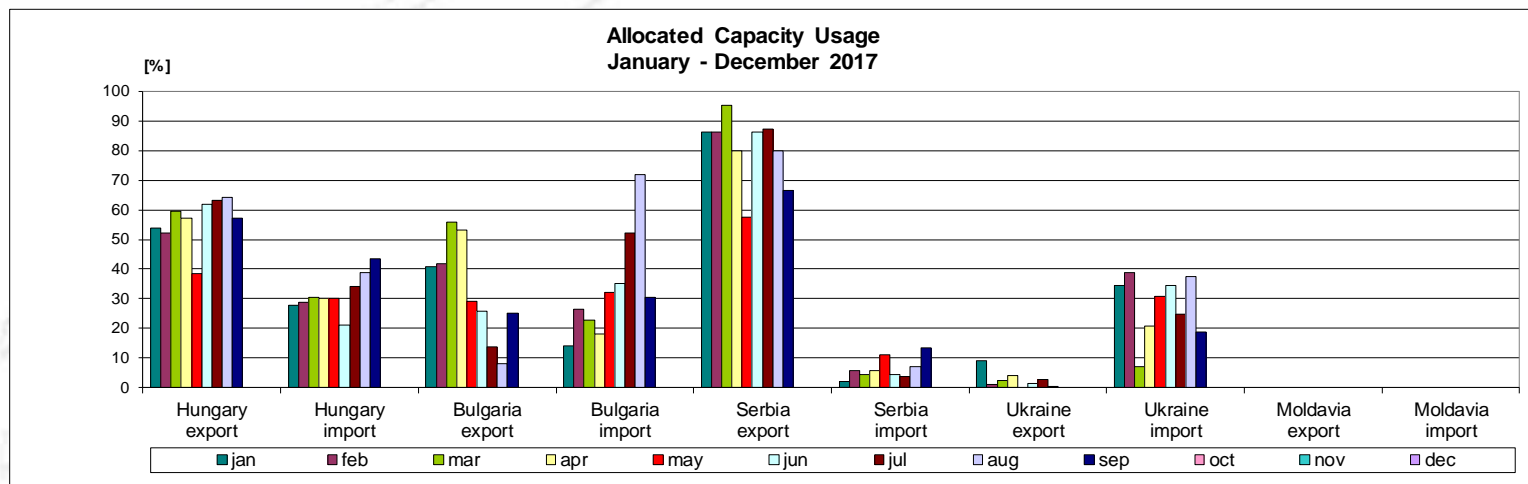
CET

Usage level of yearly and monthly allocated capacity was calculated as ratio between nominated capacity and sum of allocated capacity at yearly and monthly auctions. From the beginning of the year, the average values (arithmetic) of usage level are: 4.14 % on export direction and 26.69 % on import direction.



Transelectrica®
Societate Administrată în Sistem Dualist

Market for Allocation of Cross-Border Capacities



The allocated capacity level of usage on one border and direction represents the percentage ratio between the energy associated with the commercial transactions, nominated during a month, and the energy associated with the allocated capacity by the Romanian and by the neighbouring side, to all participants who have or not counterparties on the other side of the border.

[%]	Hungary export	Hungary import	Bulgaria export	Bulgaria import	Serbia export	Serbia import	Ukraine export	Ukraine import	Moldavia export	Moldavia import
jan	54.00	27.90	40.92	14.26	86.37	2.06	8.96	34.33	-	-
feb	52.10	28.88	41.96	26.52	86.13	5.71	1.08	38.66	-	-
mar	59.59	30.37	55.74	22.71	95.28	4.56	2.37	7.09	-	-
apr	57.19	30.24	53.10	18.01	79.88	5.91	3.99	20.78	-	-
may	38.37	30.22	29.29	32.12	57.44	11.13	0.00	30.94	-	-
jun	61.76	21.02	25.92	35.16	86.38	4.31	1.44	34.58	-	-
jul	63.06	34.20	13.63	52.20	87.06	3.64	2.84	24.78	-	-
aug	64.26	38.71	8.16	71.76	79.92	7.08	0.27	37.44	-	-
sep	57.13	43.43	25.07	30.54	66.52	13.45	0.00	18.70	-	-
oct										
nov										
dec										
average	56.38	31.66	32.65	33.70	80.55	6.43	2.33	27.48	-	-

Type B

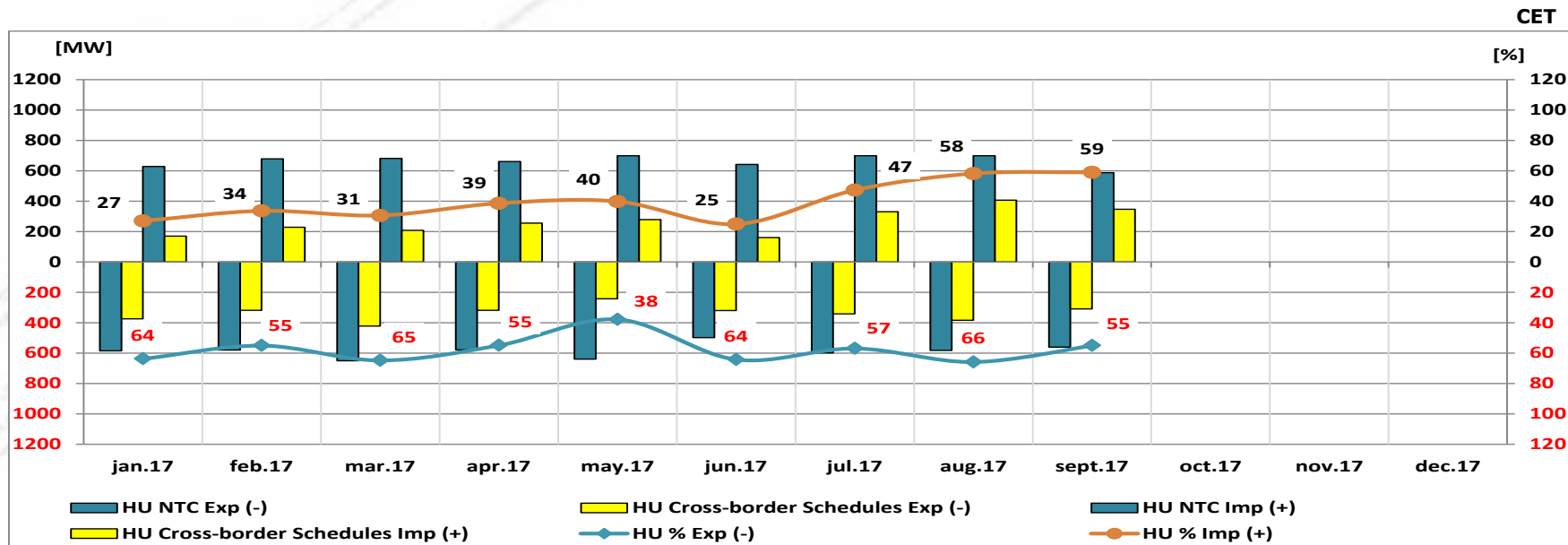
In September 2017, the highest level of usage on export direction was obtained on Serbian border and the highest level of usage on import direction was obtained on Hungarian border. Compared with previous month, on Bulgaria border the level of usage increased on export direction and decreased on import direction.



Transelectrica®
Societate Administrată în Sistem Dualist

Market for Allocation of Cross-Border Capacities

Usage Level of NTC on Romanian – Hungarian border



Hungary (monthly averages values, MW)	jan.17	feb.17	mar.17	apr.17	may.17	jun.17	jul.17	aug.17	sept.17	oct.17	nov.17	dec.17
HU NTC Exp (-)	-585	-579	-651	-578	-639	-498	-598	-582	-560			
HU Cross-border Schedules Exp (-)	-373	-319	-422	-318	-242	-320	-341	-384	-308			
HU NTC Imp (+)	629	679	682	662	700	642	700	700	588			
HU Cross-border Schedules Imp (+)	170	229	209	256	279	160	331	408	347			

The level of usage was calculated as ratio between total cross-border schedules (capacity nominated on long and short term) and NTC.

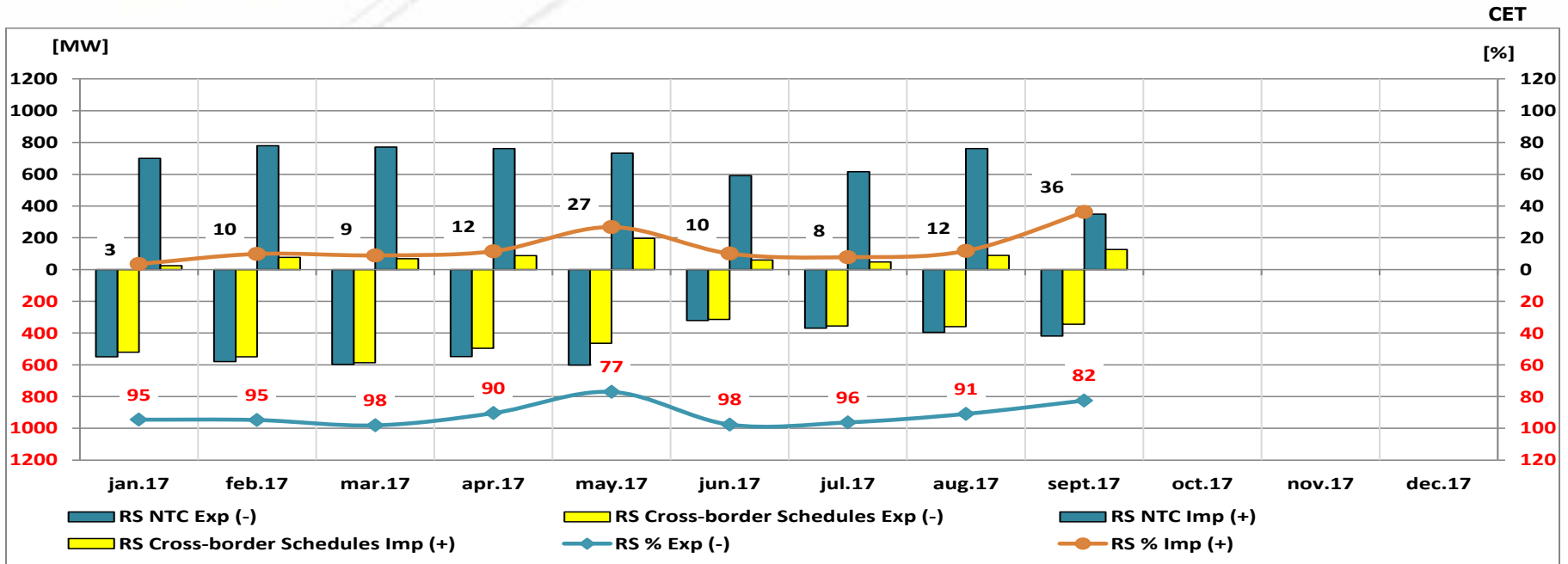
From the beginning of the year, the average values (arithmetic) of usage level are: 57.61 % on export direction and 39.91 % on import direction.

Market for Allocation of Cross-Border Capacities



Transelectrica®
Societate Administrată în Sistem Dualist

Usage Level of NTC on Romanian – Serbian border



Serbia (monthly averages values, MW)	jan.17	feb.17	mar.17	apr.17	may.17	jun.17	jul.17	aug.17	sept.17	oct.17	nov.17	dec.17
RS NTC Exp (-)	-550	-579	-598	-548	-602	-322	-369	-395	-418			
RS Cross-border Schedules Exp (-)	-520	-549	-586	-496	-464	-314	-356	-359	-345			
RS NTC Imp (+)	700	779	772	762	732	592	616	761	348			
RS Cross-border Schedules Imp (+)	24	76	69	88	196	59	48	89	126			

The level of usage was calculated as ratio between total cross-border schedules (capacity nominated on long and short term) and NTC. From the beginning of the year, the average values (arithmetic) of usage level are: 91.36 % on export direction and 14.02 % on import direction.

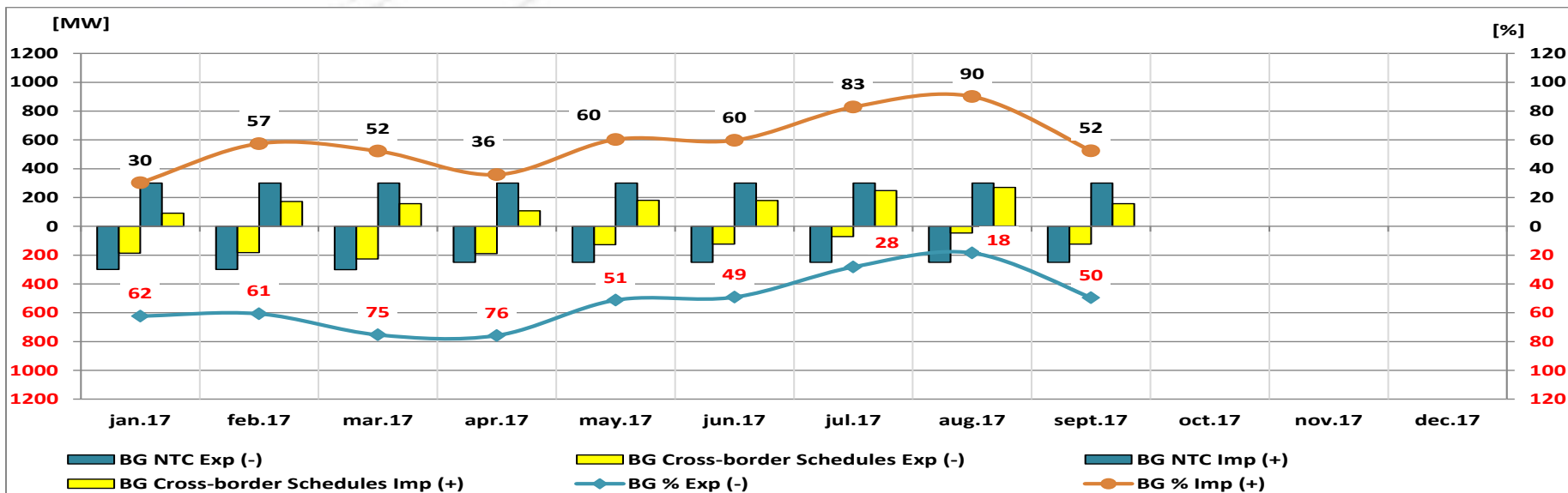


Transelectrica®
Societate Administrată în Sistem Dualist

Market for Allocation of Cross-Border Capacities

Usage Level of NTC on Romanian – Bulgarian border

CET



Bulgaria (monthly averages values, MW)	jan.17	feb.17	mar.17	apr.17	may.17	jun.17	jul.17	aug.17	sept.17	oct.17	nov.17	dec.17
BG NTC Exp (-)	-300	-300	-300	-250	-250	-250	-250	-250	-250			
BG Cross-border Schedules Exp (-)	-187	-182	-226	-190	-128	-123	-71	-46	-124			
BG NTC Imp (+)	300	300	300	300	300	300	300	300	300			
BG Cross-border Schedules Imp (+)	91	172	157	108	181	179	248	270	157			

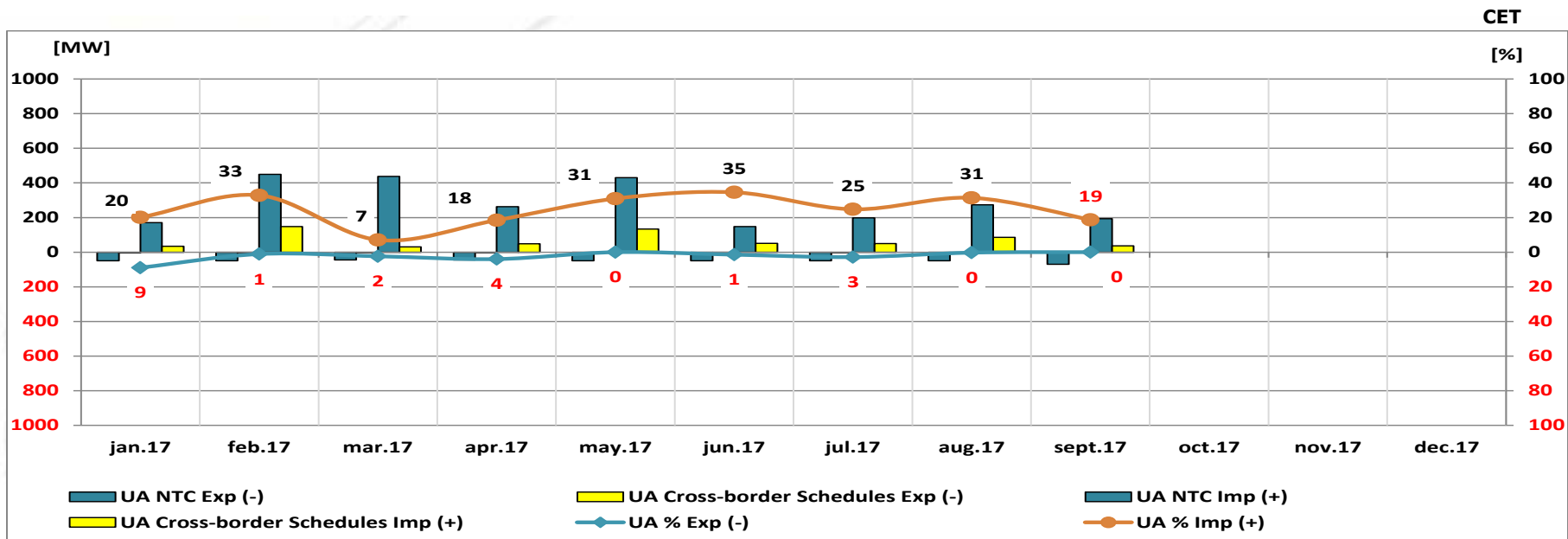
The level of usage was calculated as ratio between total cross-border schedules (capacity nominated on long and short term) and NTC. From the beginning of the year, the average values (arithmetic) of usage level are: 52.33 % on export direction and 57.9 % on import direction.



Transelectrica®
Societate Administrată în Sistem Dualist

Market for Allocation of Cross-Border Capacities

Usage Level of NTC on Romanian – Ukrainian border



Ukraine (monthly averages values, MW)	jan.17	feb.17	mar.17	apr.17	may.17	jun.17	jul.17	aug.17	sept.17	oct.17	nov.17	dec.17
UA NTC Exp (-)	-50	-50	-45	-45	-50	-50	-50	-50	-70			
UA Cross-border Schedules Exp (-)	-4	-1	-1	-2	0	-1	-1	0	0			
UA NTC Imp (+)	171	450	438	263	431	148	198	274	193			
UA Cross-border Schedules Imp (+)	34	148	31	49	133	51	49	86	36			

The level of usage was calculated as ratio between total cross-border schedules (capacity nominated on long and short term) and NTC. From the beginning of the year, the average values (arithmetic) of usage level are: 2.33 % on export direction and 24.32 % on import direction.



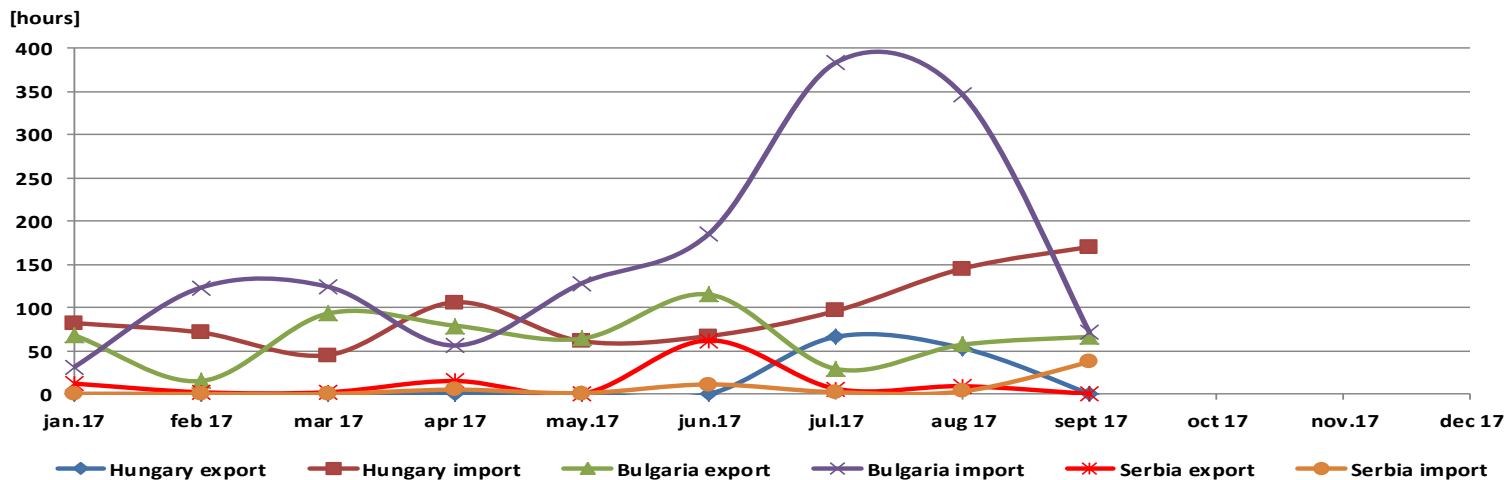
Transelectrica®
Societate Administrată în Sistem Dualist

Market for Allocation of Cross-Border Capacities

Maximization of NTC Usage

CET

Number of hours in which the sum of nominated cross-border schedules is higher than NTC



Number of hours	jan.17	feb 17	mar 17	apr 17	may.17	jun.17	jul.17	aug 17	sept 17	oct 17	nov.17	dec 17
Hungary export	0	0	0	1	0	0	66	53	0			
Hungary import	82	71	45	106	61	67	96	145	170			
Bulgaria export	68	15	93	79	64	115	29	57	66			
Bulgaria import	31	123	124	56	128	185	383	346	71			
Serbia export	12	2	2	15	0	62	6	9	0			
Serbia import	0	0	0	5	1	11	2	3	37			

By making efficient use of the interconnection (applying “netting” principle in daily and intra-day offered capacity calculation) there are some hours in which sum of nominated cross-border schedules is higher than the NTC.

Market for Allocation of Cross-Border Capacities



Synthesis (C1, C3, HHI) on type of auction and total values

September 2017

Border	Auction												Total		
	Yearly			Monthly			Daily			Intraday			C1 [%]	C3 [%]	HHI
	C1 [%]	C3 [%]	HHI	C1 [%]	C3 [%]	HHI	C1 [%]	C3 [%]	HHI	C1 [%]	C3 [%]	HHI			
Hungary import	22.06	55.59	1490	36.25	82.50	2791	-	-	-	42.69	90.93	3137	23.32	55.47	1316
Hungary export	30.86	55.71	1498	27.50	70.83	2058	-	-	-	45.81	92.06	3513	29.01	53.23	1370
Bulgaria import	43.00	92.00	3564	18.75	49.38	1274	45.61	73.61	2676	-	-	-	36.75	61.95	1851
Bulgaria export	41.00	76.00	2472	29.17	71.67	2133	44.92	84.18	3038	-	-	-	33.22	64.39	1818
Serbia import	46.67	93.33	3844	52.81	83.39	3404	38.37	82.52	2536	46.67	93.29	3478	26.91	65.24	1770
Serbia export	39.50	70.00	2273	33.06	72.91	2074	39.88	83.68	2752	89.05	100.00	8031	24.82	55.32	1350
Ukraine import	50.00	100.00	4808	48.38	74.65	2894	-	-	-	-	-	-	48.33	78.07	2957
Ukraine export	48.00	100.00	3728	75.76	100.00	6033	-	-	-	-	-	-	61.67	88.06	4241
Moldavia import	-	-	-	-	-	-	-	-	-	-	-	-	-	-	-

Note:

- Starting with 20.11.2014, on Hungarian border the implicit daily allocation is done through the market coupling mechanism of CZ-SK-HU day-ahead electricity markets.
- Starting with 01.01.2015, intraday auctions are no longer organized on the Bulgarian border, since the Bulgarian market rules do not allow intraday cross-border exchanges.



Transelectrica®
Societate Administrată în Sistem Dualist

Email: Monitorizare.Piata@transelectrica.ro

Fax: 021 3035630