



Transelectrica®
Societate Administrată în Sistem Dualist

MARKET MONITORING REPORT

Market for Allocation of Cross-Border Capacities

October 2017



ANRE - Romanian Energy Regulatory Authority
HHI - Herfindahl-Hirschman Index
BRP - Balance Responsible Party
BM - Balancing Market
DAM - Day Ahead Market
TSO - Transmission System Operator
DU – Dispatchable Unit
PN – Physical Notification
NDC - National Dispatching Center
C1 – The market share of the largest market participant
C3 – Total market share of top 3 market participants
NPS – Minimum number of residual generators
TTC – Total Transfer Capacity
NTC – Net Transfer Capacity
ATC – Available Transfer Capacity



Transelectrica®
Societate Administrată în Sistem Dualist

According to the Commercial Code, Transelectrica, the Romanian Transmission System Operator, operates and monitors the activity of 3 types of markets: Balancing Market, Ancillary Services Market and Market for Allocation of Cross-Border Capacities.

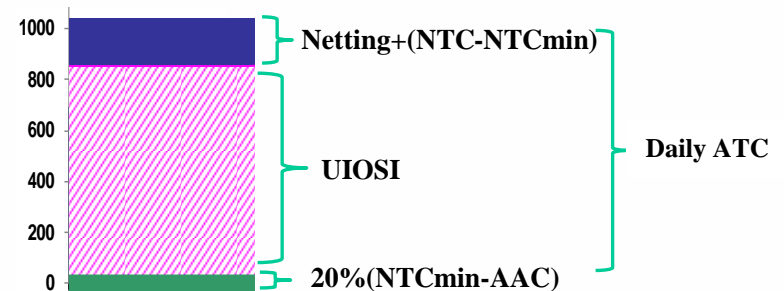
Using the records from the markets data bases, Transelectrica prepares daily, weekly and monthly monitoring reports. A part of the data included in these reports (those data which are not confidential) is published on the website **www.transelectrica.ro**



Transelectrica®

Societate Administrată în Sistem Dualist

- According to the agreements between Transelectrica and neighbors for year 2017 :
 - ✓ on the Bulgarian border, the bilateral coordinated allocation is done for 100% of total capacity by Transelectrica for long term auctions and by ESO EAD for daily auctions. The “netting” principle is applied to daily allocation, Starting with 01.01.2015, intraday auctions are no longer organized on the Bulgarian border, since the Bulgarian market rules are not allowing intraday cross-border exchanges, modifications of the notified schedules after 15:30 (CET) in D-1 for day D are prohibited.
 - ✓ on the Hungarian border, the bilateral coordinated allocation, is done for 100% of total capacity by MAVIR for long term auctions (based on Allocation Rules for Forward Capacity Allocation (HAR) and border specific Annex) and by Transelectrica for intra-day auctions. Implicit daily allocations are held since the CZ-SK-HU-RO day-ahead market coupling. In the event of decoupling, MAVIR is in charge with the explicit daily auctions (shadow auctions) for RO-HU border. The “netting” is applied to daily and intra-day allocation.
 - ✓ on the Serbian border, the bilateral coordinated allocation, is done for 100% of total capacity by EMS (Serbia) for daily auctions and by Transelectrica for long term daily and intra-day auctions. The “netting” is applied to daily and intra-day allocation. Starting with 01.01.2017 it was introduced UIOSI („ use it or sell it”) principle.
 - ✓ due to consultation with interconnection partners and regulators and taking into account auction participant opinions, on the Hungarian and Bulgarian borders it was agreed:
 - ✓ reservation of a percentage of interconnection capacity for short term auction, offered capacity being calculated as 80% of the minimum of available capacities of all periods of the month;
 - ✓ introduction of UIOSI („ use it or sell it”) principle.





Societate Administrată în Sistem Dualist

- Transelectrica's auctions are held on Damas platform, with euro currency trading.
- Long term auction results on the Hungarian border and daily auction results on the Bulgarian and Serbian borders (auction prices, allocated capacities) are provided by the respective TSO's.
- The intra-day allocation is done in six auction sessions for time intervals: 00:00-04:00, 04:00-08:00, 08:00-12:00, 12:00-16:00, 16:00-20:00, 20:00-00:00 CET.
- Usage of allocated capacity on Ukrainian and Moldavian border is restricted by Ukrainian TSO agreement and respectively by the approval of the distribution operator of the passive consumption islands.
- In October, auctions were held as:
 - import Hungary: 01.10.2017; 02 – 29.10.2017; 30 – 31.10.2017;
 - export Hungary: 01.10.2017; 02 – 06.10.2017; 07 – 08.10.2017; 09 – 19.10.2017; 20.10.2017; 21 – 22.10.2017; 23 – 27.10.2017; 28 – 29.10.2017; 30 – 31.10.2017;
 - import/export Bulgaria*: 01 – 31.10.2017;
 - import Serbia: 01.10.2017; 02 – 19.10.2017; 20 – 29.10.2017; 30 – 31.10.2017;
 - export Serbia: 01.10.2017; 02 – 08.10.2017; 09 – 13.10.2017; 14 – 19.10.2017; 20.10.2017; 21 – 22.10.2017; 23 – 27.10.2017; 28 – 31.10.2017;
 - import Ukraine: 02 – 15.10.2017; 16 – 19.10.2017; 20.10.2017; 21 – 22.10.2017; 23 – 27.10.2017; 28 – 29.10.2017.
- In October there were no auctions held on Moldavian border. ATC was zero at monthly auction on export direction to Ukraine (02 – 31.10.2017) and on import direction from Ukraine (30 – 31.10.2017), due to full allocation of capacity at yearly auction. On 01.10.2017, the 400 kV OHL Rosiori – Mukacevo was out of operation for planned maintenance program, so transfer capacity was not available on the Ukrainian border.
- Due to lack of request from participants, 140 MW capacity was not allocated at monthly auction (during the period 28 – 29.10.2017), on import direction from Ukraine.

* according to the allocation rules, monthly offered capacity was calculated taking into account the minimum of NTC's monthly value.

Market for Allocation of Cross-Border Capacities



Monthly auction Results of 01 – 31 October 2017

	Prices [euro/MWh]	Capacities [MW]								
	Results	TTC	NTC	ATC	AAC	Reserved	Offered	Requested	Allocated	Final Rights*
Hungary export										
01 October 2017	0.87	700	600	250	350	0	200	1355	200	550
02 - 06 October 2017	0.87	550	450	100	350	0	80	1355	80	430
07 - 08 October 2017	0.87	600	500	150	350	0	120	1355	120	470
09 - 19 October 2017	0.87	500	400	50	350	0	40	1355	40	390
20 October 2017	0.87	550	450	100	350	0	80	1355	80	430
21 - 22 October 2017	0.87	750	650	300	350	0	240	1355	239	589
23 - 27 October 2017	0.87	500	400	50	350	0	40	1355	40	390
28 - 29 October 2017	0.87	750	650	300	350	0	240	1355	239	589
30 - 31 October 2017	0.87	700	600	250	350	0	200	1355	200	550
Hungary import										
01 October 2017	0.31	500	400	51	349	0	40	1089	40	389
02 - 29 October 2017	0.31	800	700	351	349	0	280	1089	280	629
30 - 31 October 2017	0.31	500	400	51	349	0	40	1089	40	389
Bulgaria export										
01 - 31 October 2017	0.68	350	250	150	100	-	120	534	120	220
Bulgaria import										
01 - 31 October 2017	2.10	400	300	200	100	-	160	614	160	260

* final rights = monthly allocated capacity + yearly allocated capacity after withdrawals.



Transelectrica®

Societate Administrată în Sistem Dualist

Market for Allocation of Cross-Border Capacities

Monthly auction Results of 01 – 31 October 2017

	Prices [euro/MWh]	Capacities [MW]								
	Results	TTC	NTC	ATC	AAC	Reserved	Offered	Requested	Allocated	Final Rights*
Serbia export										
01 October 2017	0.31	750	650	450	200	-	450	678	450	650
02 - 08 October 2017	0.61	600	500	300	200	-	300	695	300	500
09 - 13 October 2017	0.78	500	400	200	200	-	200	621	200	400
14 - 19 October 2017	1.12	450	350	150	200	-	150	558	150	350
20 October 2017	0.79	500	400	200	200	-	200	656	200	400
21 - 22 October 2017	0.47	700	600	400	200	-	400	716	400	600
23 - 27 October 2017	1.32	400	300	100	200	-	100	509	100	300
28 - 31 October 2017	0.43	700	600	400	200	-	400	708	400	600
Serbia import										
01 October 2017	0.01	650	550	400	150	-	400	525	400	550
02 - 19 October 2017	0.01	800	700	550	150	-	550	640	550	700
20 - 29 October 2017	0.01	900	800	650	150	-	650	660	650	800
30 - 31 October 2017	0.01	450	350	200	150	-	200	300	200	350
Ukraine export										
01 October 2017	-	0	0	-	-	-	-	-	-	-
02 - 31 October 2017	-	150	50	0	50	-	0	-	-	50
Ukraine import										
01 October 2017	-	0	0	-	-	-	-	-	-	-
02 - 15 October 2017	0.67	200	100	50	50	-	50	170	50	100
16 - 19 October 2017	0.18	350	250	200	50	-	200	260	200	250
20 October 2017	0.31	300	200	150	50	-	150	235	150	200
21 - 22 October 2017	0.15	250	150	100	50	-	100	208	100	150
23 - 27 October 2017	0.12	300	200	150	50	-	150	232	150	200
28 - 29 October 2017	0.00	600	500	450	50	-	450	310	310	360
30 - 31 October 2017	-	150	50	0	50	-	0	-	-	50
Moldavia export										
01 - 31 October 2017	-	-	-	-	-	-	-	-	-	-
Moldavia import										
01 - 31 October 2017	-	-	-	-	-	-	-	-	-	-
RO_Vulcanesti	-	-	-	-	-	-	-	-	-	-
01 - 31 October 2017	-	-	-	-	-	-	-	-	-	-
RO_Costesti	-	-	-	-	-	-	-	-	-	-
01 - 31 October 2017	-	-	-	-	-	-	-	-	-	-
RO_Cioara	-	-	-	-	-	-	-	-	-	-

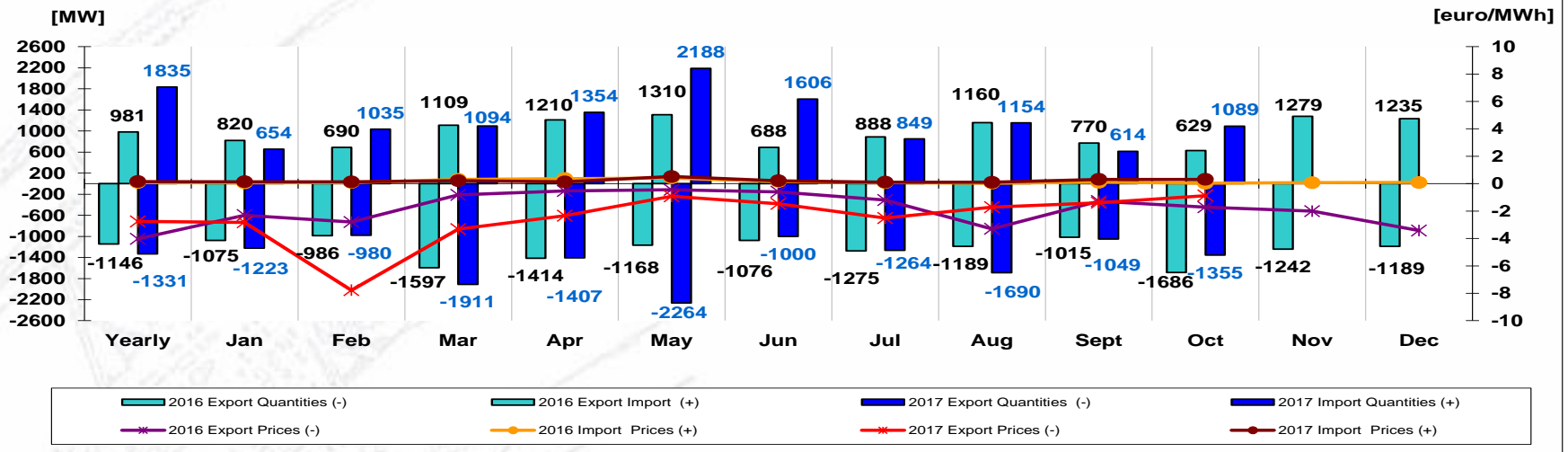
- final rights = monthly allocated capacity + yearly allocated capacity after withdrawals.



Transelectrica®
Societate Administrată în Sistem Dualist

Market for Allocation of Cross-Border Capacities

Weighted average of requested capacities correlated with auction clearing price (weighted with allocated capacities) on Hungarian border



Border	yearly	Jan. 17	Feb.17	Mar.17	Apr.17	May 17	Jun. 17	Jul. 17	Aug. 17	Sept. 17	Oct. 17	Nov.17	Dec. 17
Hungary export	2.76	2.82	7.78	3.32	2.34	0.92	1.47	2.51	1.72	1.39	0.87		
Hungary import	0.15	0.14	0.13	0.22	0.13	0.52	0.21	0.11	0.10	0.31	0.31		

Border	yearly	Jan. 16	Feb.16	Mar.16	Apr.16	May 16	Jun. 16	Jul. 16	Aug. 16	Sept. 16	Oct. 16	Nov.16	Dec. 16
Hungary export	4.03	2.30	2.80	0.82	0.53	0.45	0.60	1.20	3.30	1.28	1.72	2.01	3.42
Hungary import	0.08	0.06	0.08	0.31	0.37	0.41	0.15	0.07	0.04	0.10	0.03	0.07	0.09

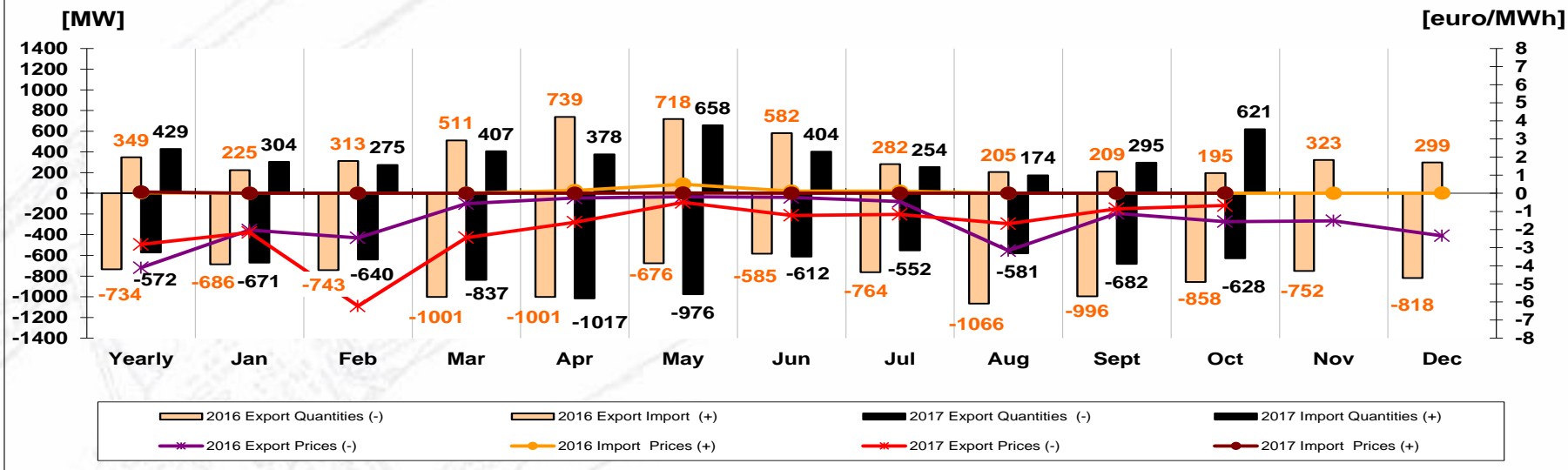
- Compared with previous year, in October 2017 the auction price decreased while offered capacity and capacity request were lower. On import direction, monthly auction price maintained the same level as in September 2017 but was higher than in October 2016.



Transelectrica®
Societate Administrată în Sistem Dualist

Market for Allocation of Cross-Border Capacities

Weighted average of requested capacities correlated with auction clearing price (weighted with allocated capacities) on Serbian border



Border	yearly	Jan. 17	Feb.17	Mar.17	Apr.17	May 17	Jun. 17	Jul. 17	Aug. 17	Sept. 17	Oct. 17	Nov.17	Dec. 17
Serbia export	2.82	2.16	6.23	2.45	1.60	0.50	1.22	1.16	1.68	0.86	0.67		
Serbia import	0.07	0.00	0.00	0.00	0.00	0.01	0.00	0.00	0.00	0.01	0.01		

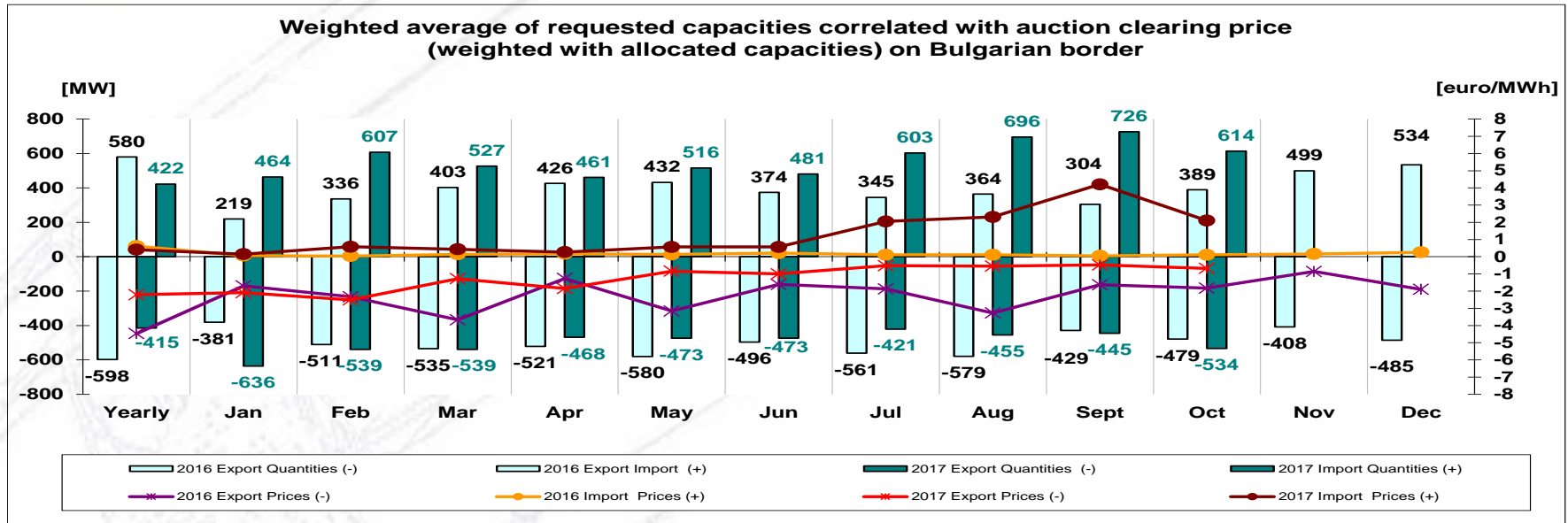
Border	yearly	Jan. 16	Feb.16	Mar.16	Apr.16	May 16	Jun. 16	Jul. 16	Aug. 16	Sept. 16	Oct. 16	Nov.16	Dec. 16
Serbia export	4.11	2.03	2.46	0.57	0.26	0.19	0.23	0.46	3.17	1.11	1.56	1.52	2.34
Serbia import	0.03	0.00	0.01	0.01	0.15	0.50	0.12	0.12	0.00	0.00	0.00	0.00	0.01

- Compared with the previous year, in October 2017 the auction price decreased on export direction, while offered capacity and capacity request were lower. In October 2017 monthly auction price was low on import direction.



Transelectrica®
Societate Administrată în Sistem Dualist

Market for Allocation of Cross-Border Capacities



Border	yearly	Jan. 17	Feb.17	Mar.17	Apr.17	May 17	Jun. 17	Jul. 17	Aug. 17	Sept. 17	Oct. 17	Nov.17	Dec. 17
Bulgaria export	2.21	2.09	2.51	1.28	1.85	0.84	1.00	0.52	0.55	0.48	0.68		
Bulgaria import	0.41	0.15	0.58	0.43	0.27	0.57	0.57	2.05	2.31	4.21	2.10		

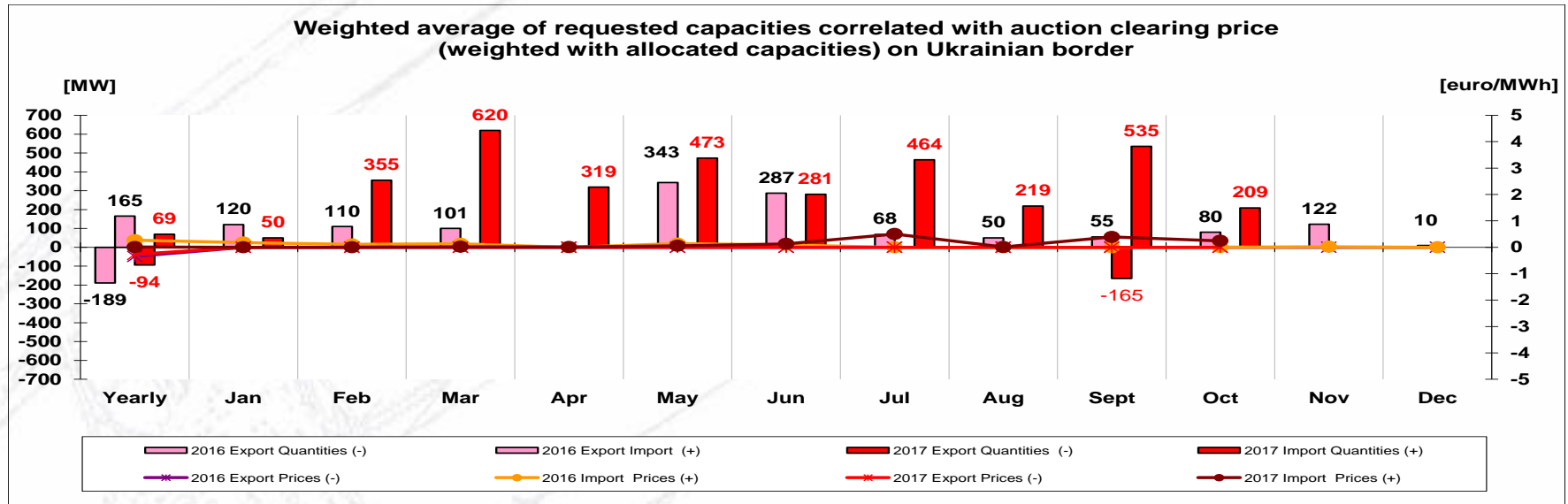
Border	yearly	Jan. 16	Feb.16	Mar.16	Apr.16	May 16	Jun. 16	Jul. 16	Aug. 16	Sept. 16	Oct. 16	Nov.16	Dec. 16
Bulgaria export	4.47	1.70	2.33	3.67	1.27	3.16	1.61	1.87	3.27	1.63	1.83	0.86	1.90
Bulgaria import	0.62	0.06	0.04	0.14	0.17	0.13	0.21	0.11	0.11	0.05	0.11	0.16	0.26

- Compared with the previous year, in October 2017 the auction price decreased on export direction, while offered capacity did not vary and capacity request was higher. On import direction, the auction price decreased compared with the previous month and increased in October 2017 compared with similar month of previous year, while offered capacity did not vary and capacity request was higher.

Market for Allocation of Cross-Border Capacities



Transelectrica®
Societate Administrată în Sistem Dualist



Border	yearly	Jan. 17	Feb.17	Mar.17	Apr.17	May 17	Jun. 17	Jul. 17	Aug. 17	Sept. 17	Oct. 17	Nov.17	Dec. 17
Ukraine export	0.27	-	-	-	-	-	-	-	-	0.00	-	-	-
Ukraine import	0.01	0.00	0.00	0.02	0.01	0.06	0.13	0.50	0.01	0.39	0.24	-	-

Border	yearly	Jan. 16	Feb.16	Mar.16	Apr.16	May 16	Jun. 16	Jul. 16	Aug. 16	Sept. 16	Oct. 16	Nov.16	Dec. 16
Ukraine export	0.35	-	-	-	-	-	-	-	-	-	-	-	-
Ukraine import	0.27	0.18	0.11	0.13	-	0.14	0.09	0.00	0.00	0.00	0.01	0.02	0.00

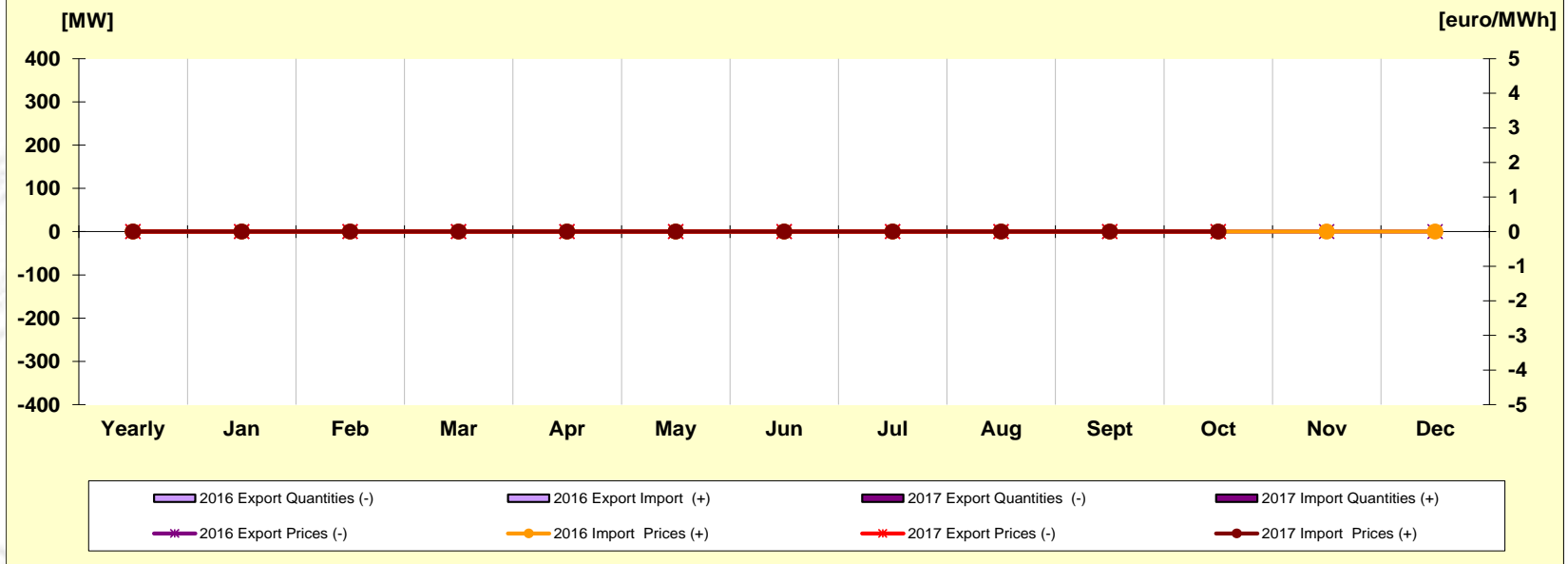
- Compared with the previous year, in October 2017 capacity request increased on import direction and auction price maintained low, while offered capacity was higher. On export direction offered capacity was zero, due to full allocation of capacity at yearly auction.

Market for Allocation of Cross-Border Capacities



Transelectrica®
Societate Administrată în Sistem Dualist

**Weighted average of requested capacities correlated with auction clearing price
(weighted with allocated capacities) on Moldavian border**



Border	yearly	Jan. 17	Feb.17	Mar.17	Apr.17	May 17	Jun. 17	Jul. 17	Aug. 17	Sept. 17	Oct. 17	Nov.17	Dec. 17
Moldavia export	-	-	-	-	-	-	-	-	-	-	-	-	-
Moldavia import	-	-	-	-	-	-	-	-	-	-	-	-	-

Border	yearly	Jan. 16	Feb.16	Mar.16	Apr.16	May 16	Jun. 16	Jul. 16	Aug. 16	Sept. 16	Oct. 16	Nov.16	Dec. 16
Moldavia export	-	-	-	-	-	-	-	-	-	-	-	-	-
Moldavia import	-	-	-	-	-	-	-	-	-	-	-	-	-

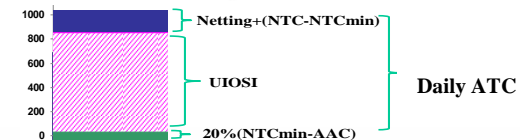
Market for Allocation of Cross-Border Capacities



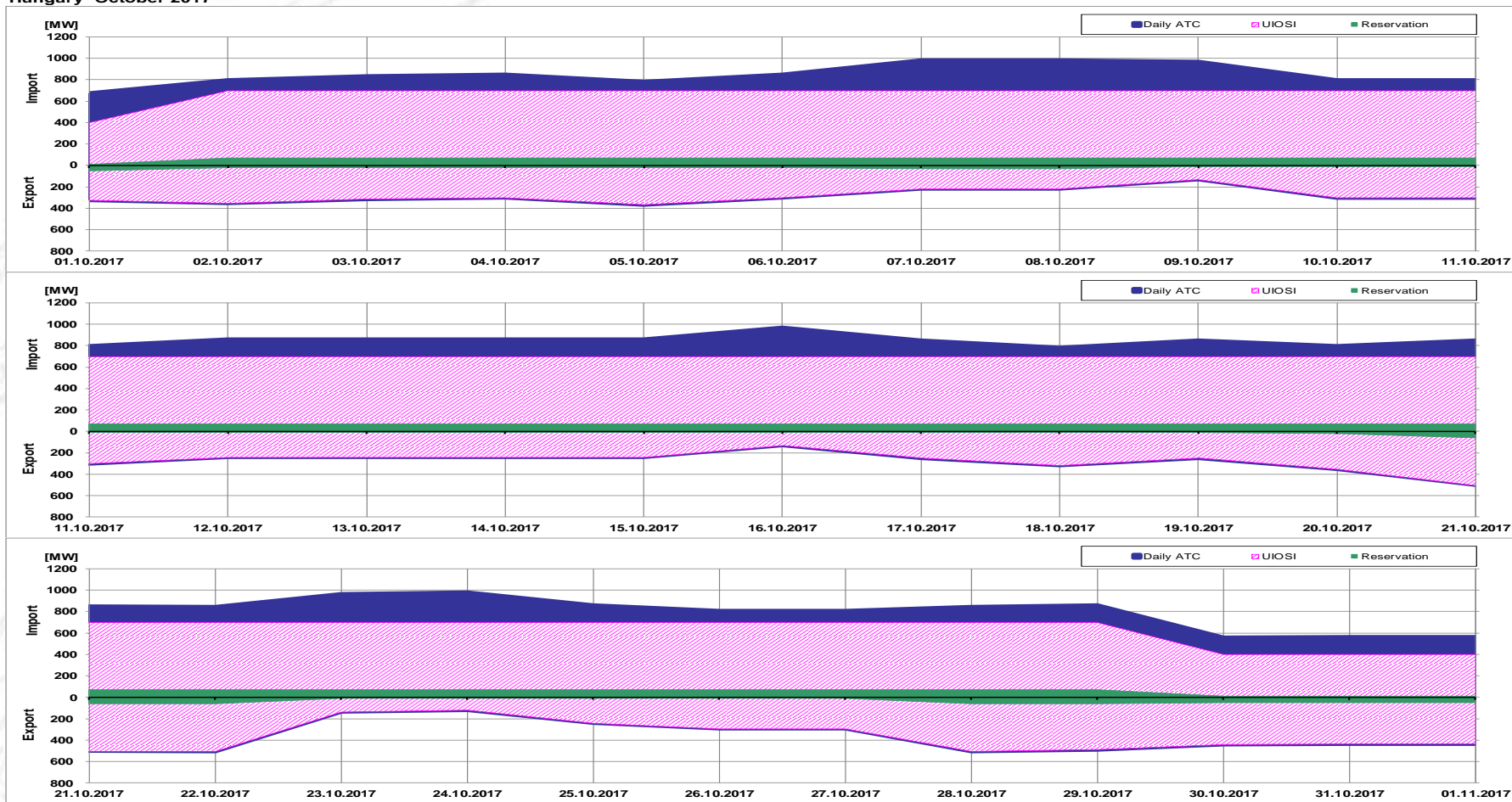
Transelectrica®
Societate Administrată în Sistem Dualist

Daily implicit Auctions on Romanian – Hungarian border

Reserved Capacity [MW] average value		Unused Capacity [MW] average value	
RO-HU	HU-RO	RO-HU	HU-RO
65	24	286	607



Hungary October 2017

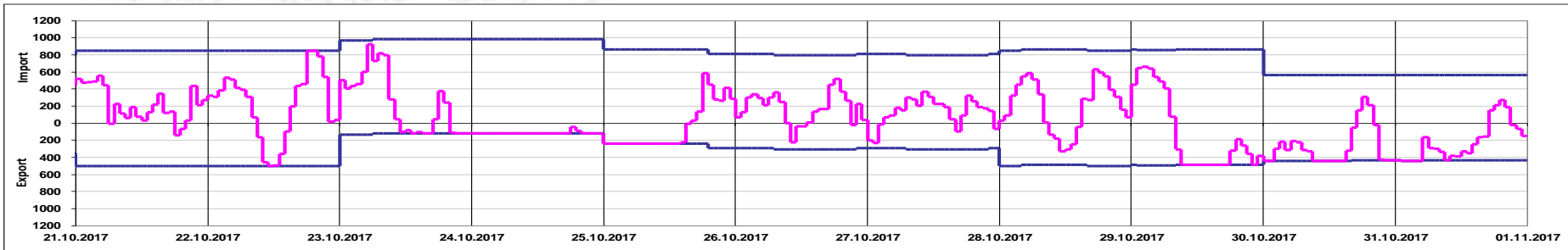
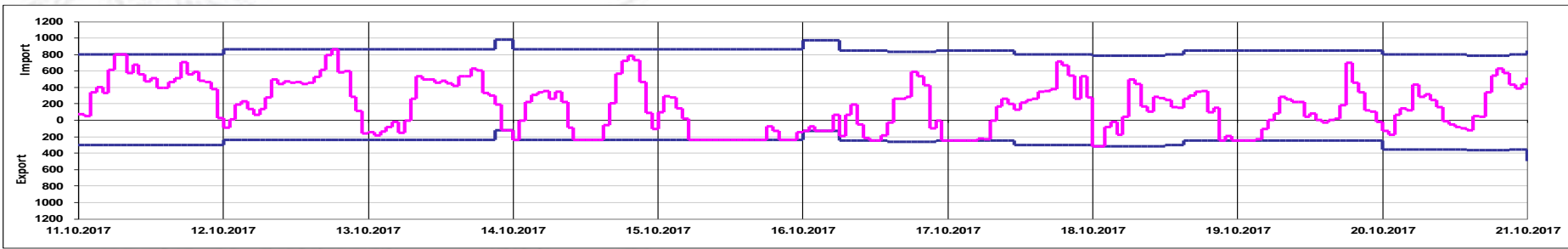
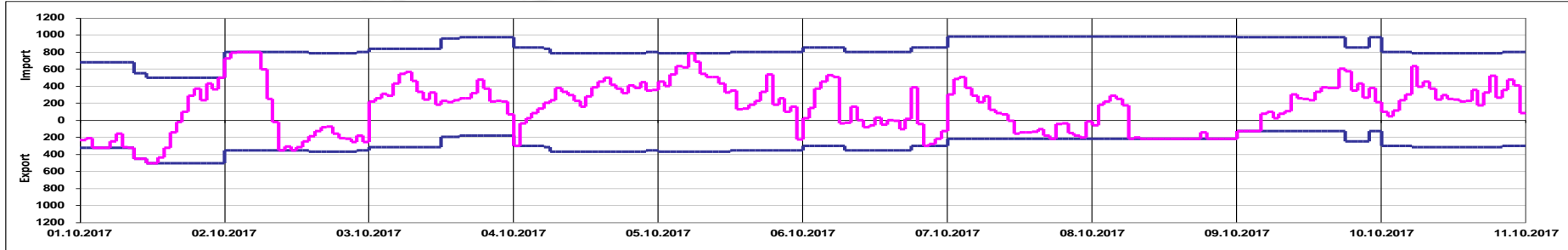




Transelectrica®
Societate Administrată în Sistem Dualist

Daily implicit Auctions on Romanian – Hungarian border

Hungary October 2017



Offered Capacity on Daily Auction [MW]

Net Position Border RO – HU [MWh]

Public



Transelectrica®
Societate Administrată în Sistem Dualist

Market for Allocation of Cross-Border Capacities

Daily implicit Auctions on Romanian – Hungarian border

DAM Prices RO [Euro/MWh]

Day	1	2	3	4	5	6	7	8	9	10	11	12	13	14	15	16	17	18	19	20	21	22	23	24	25	Max
1	20.87	18.26	19.07	16.31	17.83	18.74	17.00	24.00	27.99	28.70	26.80	27.55	27.39	27.20	25.05	25.13	25.77	30.90	39.00	52.64	42.57	29.92	22.70	19.57		52.64
2	11.15	5.00	3.48	3.26	6.52	11.30	40.88	59.00	49.79	51.31	49.79	49.79	51.97	51.10	49.79	51.05	51.01	57.97	76.68	86.97	64.90	52.01	38.92	32.57		86.97
3	33.17	26.01	21.10	21.08	28.31	44.98	58.05	64.58	65.23	62.40	59.58	59.58	60.00	58.24	57.73	58.05	57.34	55.88	61.61	72.62	62.81	51.02	43.35	31.04		72.62
4	34.66	24.09	18.57	18.97	23.15	39.02	50.06	54.96	58.45	56.42	56.01	56.03	56.03	54.91	54.12	54.38	54.05	60.60	95.03	101.00	72.10	60.33	59.52	52.01		101.00
5	47.07	41.73	30.96	30.77	37.67	50.15	60.08	65.88	71.74	64.76	62.58	61.98	59.77	58.03	52.44	51.58	49.93	49.93	58.02	75.41	56.04	36.00	33.14	30.00		75.41
6	26.65	16.39	6.99	8.74	16.38	33.21	52.81	60.92	63.79	63.56	63.63	63.04	60.74	60.99	60.11	59.93	60.74	62.70	63.14	68.89	53.96	48.02	37.06	28.84		68.89
7	28.13	19.03	14.02	12.94	12.50	15.92	21.93	39.90	42.16	42.19	41.49	41.29	38.07	33.20	28.83	22.28	27.07	36.70	50.61	58.07	46.13	33.72	6.55	0.22		58.07
8	4.37	1.09	1.09	0.22	1.09	1.09	7.86	18.96	28.84	28.84	26.22	21.85	15.29	10.93	6.99	11.14	15.29	35.87	50.09	58.33	51.40	41.07	30.37	30.37		58.33
9	15.29	16.38	20.10	24.47	27.10	40.01	62.70	69.59	69.69	61.89	60.62	61.02	61.02	60.08	60.04	61.07	62.70	69.37	100.00	109.23	93.94	64.88	61.07	58.33		109.23
10	53.07	48.24	42.96	41.58	46.00	54.84	73.98	77.02	90.02	84.35	74.06	71.87	69.95	68.89	68.16	69.51	72.36	90.00	93.69	111.63	76.24	63.52	57.50	51.81		111.63
11	44.55	39.19	33.20	33.20	37.06	52.97	64.88	69.68	82.09	71.87	67.74	65.42	63.27	62.91	61.02	60.76	61.30	69.46	83.41	100.00	71.87	62.08	54.01	53.09		100.00
12	38.27	33.24	26.68	26.07	31.05	41.97	62.45	70.94	68.22	66.10	60.14	58.39	56.13	55.66	56.76	60.03	58.02	58.03	71.95	88.27	64.95	63.38	58.77	52.03		88.27
13	33.15	30.97	28.01	27.70	29.07	36.54	57.64	70.00	69.13	65.10	65.93	61.08	59.97	58.07	56.02	56.09	59.09	59.97	67.04	75.02	61.67	59.01	35.33	30.97		75.02
14	42.03	34.63	31.91	29.75	30.93	33.10	44.29	49.87	50.04	50.00	40.95	33.10	29.05	30.93	33.10	40.08	46.02	53.01	100.10	102.36	73.83	57.02	51.06	45.08		102.36
15	34.52	33.12	28.01	26.99	26.49	21.79	19.47	13.51	15.25	8.72	8.72	8.72	8.72	8.72	10.90	17.43	21.79	30.94	49.90	55.25	49.90	33.12	26.99	31.04		55.25
16	23.97	25.45	21.79	18.96	22.23	31.19	51.11	59.36	64.72	62.04	55.19	41.40	48.81	49.90	52.04	60.02	60.82	71.69	78.67	87.17	64.98	57.58	56.97	34.98		87.17
17	27.98	19.61	17.87	16.34	16.34	30.94	43.96	54.48	51.13	54.09	58.17	60.06	60.13	59.36	62.11	62.54	64.07	70.51	91.12	100.00	71.54	57.40	51.21	50.98		100.00
18	39.04	35.33	33.15	32.86	36.28	44.05	58.05	73.71	73.99	69.08	64.77	63.39	64.77	64.14	63.92	62.59	60.09	64.77	75.02	83.39	67.07	62.81	54.36	39.04		83.39
19	34.71	33.19	33.19	33.30	33.57	44.54	56.76	68.91	75.92	71.83	66.01	65.94	64.61	64.84	63.09	64.84	66.26	73.20	74.01	78.66	65.24	60.00	51.31	45.05		78.66
20	37.01	35.93	33.16	33.16	35.54	46.42	63.26	75.94	76.13	71.01	69.59	68.08	64.92	60.09	60.08	60.16	65.54	73.95	85.08	90.48	71.98	65.53	62.18	56.01		90.48
21	57.09	50.09	46.58	46.14	45.40	47.99	89.00	95.05	100.17	100.17	95.97	89.05	80.10	69.90	65.33	73.82	89.07	111.06	124.13	124.13	116.07	76.00	69.47	49.72		124.13
22	40.20	33.06	24.36	20.01	18.69	18.92	17.46	26.54	33.06	34.39	40.89	36.03	38.67	35.20	39.03	40.98	41.34	49.81	86.72	86.72	54.94	48.63	40.02	34.58		86.72
23	26.96	24.24	23.86	23.51	24.06	29.25	42.02	51.50	55.99	52.70	51.75	49.97	50.01	49.81	48.10	49.81	50.21	56.17	66.00	69.98	56.50	25.10	8.70	2.39		69.98
24	30.89	21.53	14.06	11.31	14.06	33.06	46.55	40.02	49.81	49.81	40.24	39.59	40.02	33.06	26.54	19.58	22.19	45.02	60.00	58.06	33.06	8.70	4.35	0.22		60.00
25	4.35	4.35	4.35	4.35	4.61	22.18	40.88	58.71	51.10	50.01	49.80	40.88	54.65	49.80	49.80	53.81	61.97	73.71	79.95	85.04	72.67	60.02	59.20	54.04		85.04
26	49.07	36.23	30	30.01	33.96	46.07	59.81	80.77	88.66	78.46	70.24	66.32	64.70	65.03	67.92	75.91	95.00	100.05	110.02	99.03	75.71	61.25	55.29	53.02		110.02
27	47.26	33.06	28.71	29.12	33.06	47.95	70.04	81.97	87.09	80.39	77.63	81.75	86.02	73.07	63.95	63.96	62.26	72.01	87.95	80.00	70.08	59.64	54.93	43.05		87.95
28	41.31	30.89	20.01	14.06	11.31	5.91	9.79	15.22	28.28	30.50	28.28	33.10	40.81	39.55	37.88	38.00	43.77	51.10	71.56	67.99	60.47	53.93	47.37	27.54		71.56
29	42.19	41.06	21.33	17.31	17.83	13.05	13.05	19.94	44.33	30.45	13.05	6.52	4.35	4.35	4.35	5.44	11.09	49.80	56.99	43.06	33.20	22.10	20.01	6.96	4.00	56.99
30	4.35	4.35	2.00	2.17	6.52	21.25	52.41	58.04	57.41	26.53	11.09	9.23	10.87	15.01	27.01	46.79	58.80	68.02	65.92	60.03	50.88	46.42	38.93	17.83		68.02
31	19.50	15.66	15.44	15.66	22.18	31.40	36.62	55.73	60.15	53.72	46.09	39.38	36.65	35.23	36.30	38.00	54.15	67.44	69.38	66.08	54.28	57.39	58.21	46.06		69.38

Average 47.20 EUR/MWh

Public



Transelectrica®
Societate Administrată în Sistem Dualist

Market for Allocation of Cross-Border Capacities

Daily implicit Auctions on Romanian – Hungarian border

Congestion Prices [Euro/MWh]

Day	1	2	3	4	5	6	7	8	9	10	11	12	13	14	15	16	17	18	19	20	21	22	23	24	25	Max
1	-	-	-	3.32	2.01	-	-	-	2.95	4.10	5.78	6.24	3.51	-	-	-	-	-	-	-	-	-	-	-	4.42	6.24
2	-	-	3.40	3.22	6.43	5.75	-	-	-	4.61	-	0.75	-	-	-	-	-	-	-	-	-	-	-	-	-	6.43
3	-	-	-	-	-	-	-	-	-	-	-	-	-	-	-	-	-	-	-	-	-	-	-	-	-	0.00
4	1.46	-	-	-	-	-	-	-	-	-	-	-	-	-	-	-	-	-	-	-	-	-	-	-	-	1.46
5	-	-	-	-	-	4.03	-	-	-	-	-	-	-	-	-	-	-	-	-	-	-	-	-	-	-	4.03
6	-	-	-	-	-	-	-	-	-	-	-	-	-	-	-	-	-	-	-	-	-	4.28	-	-	-	4.28
7	-	-	-	-	-	-	-	-	-	-	-	-	-	-	-	-	-	2.57	-	-	-	-	-	-	-	2.57
8	-	-	-	-	-	-	2.05	-	6.89	15.12	18.81	26.42	28.39	29.99	30.94	26.40	24.66	4.22	-	1.18	1.54	3.34	8.63	2.63	-	30.94
9	12.77	10.72	5.99	1.56	-	-	-	-	-	-	-	-	-	-	-	-	-	-	-	-	-	-	-	-	-	12.77
10	-	-	-	-	-	-	-	-	-	-	-	-	-	-	-	-	-	-	-	-	-	-	-	-	-	0.00
11	-	-	-	-	-	-	6.81	2.64	-	-	-	-	-	-	-	-	-	-	-	-	-	-	-	-	-	6.81
12	-	-	-	-	-	-	-	-	-	-	-	-	-	-	-	-	-	-	0.02	-	-	-	-	-	-	0.02
13	-	-	-	-	-	-	-	-	-	-	-	-	-	-	-	-	-	-	-	-	-	-	-	19.84	17.44	19.84
14	0.93	-	-	-	-	-	-	-	-	-	6.08	12.03	12.04	7.14	6.66	-	-	-	-	-	-	-	-	-	-	12.04
15	-	-	-	-	-	5.33	7.87	17.92	22.56	28.89	30.04	27.77	24.58	23.55	15.17	8.59	5.80	10.98	-	-	2.35	17.96	15.06	-	-	30.04
16	6.07	-	1.14	4.54	3.85	-	-	-	-	-	-	9.65	1.11	-	-	-	-	-	-	-	-	-	-	-	10.92	10.92
17	4.02	8.38	7.82	8.17	7.92	-	-	-	-	-	-	-	-	-	-	-	-	-	-	-	-	-	-	-	-	8.38
18	3.37	3.80	-	-	-	-	-	-	-	-	-	-	-	-	-	-	-	-	-	-	-	-	-	-	6.02	6.02
19	1.29	1.84	0.75	-	-	-	-	-	-	-	-	-	-	-	-	-	-	-	-	-	-	-	-	-	-	1.84
20	-	-	-	-	-	-	-	-	-	-	-	-	-	-	-	-	-	-	-	-	-	-	-	-	-	0.00
21	-	-	-	-	-	-	-	-	-	-	-	-	-	-	-	-	-	-	-	-	-	-	-	-	-	0.00
22	-	-	-	-	-	-	-	-	-	-	-	2.87	-	-	-	-	-	-	26.63	26.64	-	-	-	-	-	26.64
23	-	-	-	-	-	-	-	-	-	-	-	-	-	-	0.14	0.70	-	-	-	-	-	-	22.94	32.57	33.89	33.89
24	4.11	12.57	19.38	21.19	18.94	1.54	0.06	17.11	9.43	5.17	13.59	13.36	13.64	18.63	24.52	30.33	27.42	4.71	-	-	19.91	37.60	30.36	23.82	37.60	
25	21.40	13.59	10.47	10.71	13.36	7.88	4.25	2.31	9.04	10.17	8.07	16.19	3.67	0.20	-	-	-	-	-	-	-	-	-	-	-	21.40
26	-	-	-	-	-	-	-	-	-	-	-	-	-	-	-	-	-	-	-	-	-	-	-	-	-	0.00
27	-	-	-	-	-	-	-	-	-	-	-	-	-	-	-	-	-	-	-	-	-	-	-	-	-	0.00
28	-	-	-	-	-	-	-	-	-	-	-	-	-	-	-	-	-	-	-	-	-	-	-	-	-	0.00
29	-	-	-	-	-	-	-	-	-	14.12	37.02	43.57	45.73	45.71	44.22	36.18	31.99	0.14	-	-	-	-	-	4.02	6.04	45.73
30	4.14	0.15	-	-	-	-	-	-	-	30.73	43.93	47.01	48.17	37.63	22.95	-	-	-	-	-	-	-	0.94	12.08	-	48.17
31	12.50	14.84	11.92	11.20	5.83	-	-	-	-	4.96	-	-	-	-	-	-	-	-	-	-	-	-	-	-	-	14.84

Average 13.25 EUR/MWh

Public

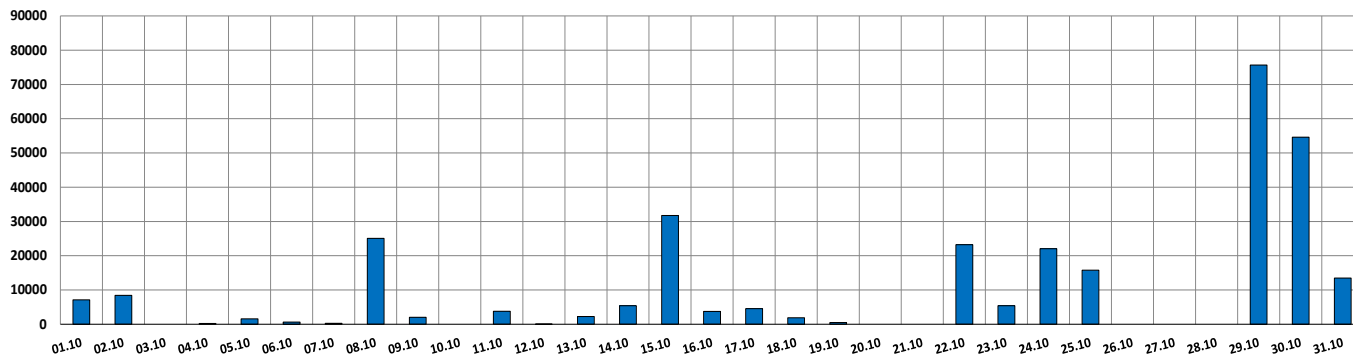


Transelectrica®
Societate Administrată în Sistem Dualist

Market for Allocation of Cross-Border Capacities

Daily implicit Auctions on Romanian – Hungarian border

Congestion Income RO



Day	Congestion Income border RO-HU [Euro]	Congestion Income RO [Euro]
01.10	14224	7112
02.10	16889	8445
03.10	0	0
04.10	438	219
05.10	3155	1578
06.10	1284	642
07.10	558	279
08.10	50173	25086
09.10	4035	2018
10.10	0	0
11.10	7541	3771
12.10	17	9
13.10	4474	2237
14.10	10771	5386
15.10	63461	31730
16.10	7448	3724
17.10	9078	4539
18.10	3778	1889
19.10	970	485
20.10	0	0
21.10	0	0
22.10	46463	23231
23.10	10829	5414
24.10	44087	22043
25.10	31514	15757
26.10	0	0
27.10	0	0
28.10	0	0
29.10	151283	75641
30.10	109184	54592
31.10	26924	13462
Total	618577	309288

Daily Income [Euro]		Remuneration UIOSI [Euro]	
RO-HU	HU-RO	RO-HU	HU-RO
545646	72931	491986	55543
618577		547529	

TSO Income (Z-R) [Euro]	RO TSO Income (Z-R) [Euro]
71048	35524

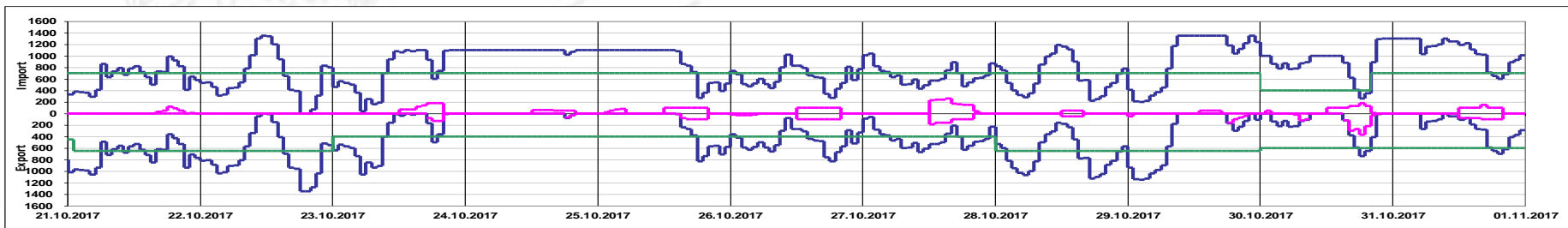
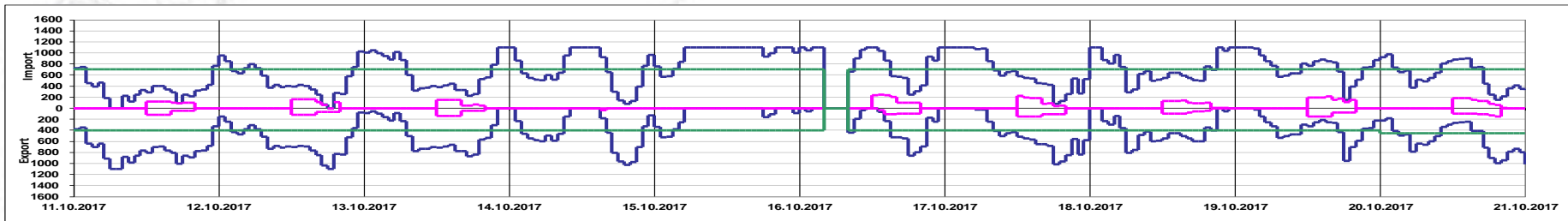
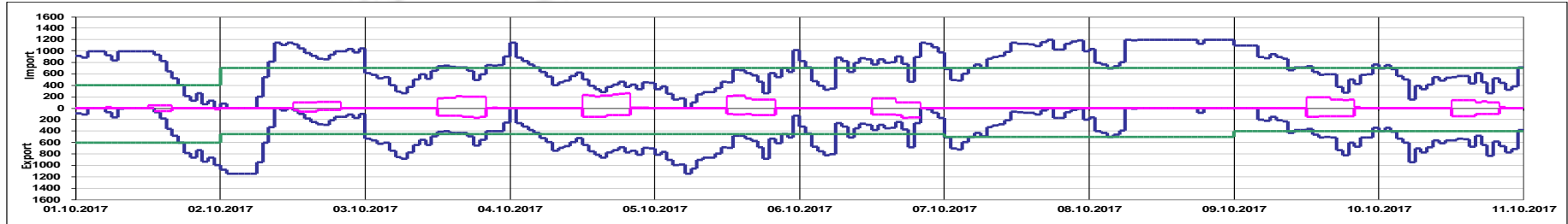


Transelectrica®
Societate Administrată în Sistem Dualist

Market for Allocation of Cross-Border Capacities

Intraday Auctions on Romanian – Hungarian border

Hungary October 2017



Offered Capacity on Intraday Auction Import (+) / Export (-) [MW]

Allocated Capacity on Intraday Auction Import (+) / Export (-) [MW]

Net Transfer Capacity (NTC) Import (+) / Export (-) [MW]

Note: Due to unavailability of Damas platform, intraday auction was canceled for 16.10.2017, session 2 (04:00 – 08:00 CET).



Transelectrica®
Societate Administrată în Sistem Dualist

Market for Allocation of Cross-Border Capacities

Intraday Auctions on Romanian – Hungarian border

Auction Price [Euro/MWh] - Export

Day	1	2	3	4	5	6	7	8	9	10	11	12	13	14	15	16	17	18	19	20	21	22	23	24	25	Max
1	0.00	0.00	0.00	-	-	0.00	0.00	0.00	-	-	-	-	-	0.00	0.00	0.00	0.00	0.00	0.00	0.00	0.00	0.00	0.00	0.00	0.00	0.00
2	0.00	0.00	0.00	0.00	0.00	0.00	0.00	0.00	0.00	0.00	-	0.00	-	0.00	0.00	0.00	0.00	0.00	0.00	0.00	0.00	0.00	0.00	0.00	0.00	0.00
3	0.00	0.00	0.00	0.00	0.00	0.00	0.00	0.00	0.00	0.00	0.00	0.00	0.00	0.00	0.00	0.00	0.00	0.00	0.00	0.00	0.00	0.00	0.00	0.00	0.00	0.00
4	-	0.00	0.00	0.00	0.00	0.00	0.00	0.00	0.00	0.00	0.00	0.00	0.00	0.00	0.00	0.00	0.00	0.00	0.00	0.00	0.00	0.00	0.00	0.00	0.00	0.00
5	0.00	0.00	0.00	0.00	0.00	0.00	0.00	0.00	0.00	0.00	0.00	0.00	0.00	0.00	0.00	0.00	0.00	0.00	0.00	0.00	0.00	0.00	0.00	0.00	0.00	0.00
6	0.00	0.00	0.00	0.00	0.00	0.00	0.00	0.00	0.00	0.00	0.00	0.00	0.00	0.00	0.00	0.00	0.00	0.00	0.00	0.00	0.00	-	0.00	0.00	0.00	0.00
7	0.00	0.00	0.00	0.00	0.00	0.00	0.00	0.00	0.00	0.00	0.00	0.00	0.00	0.00	0.00	0.00	0.00	-	0.00	0.00	0.00	0.00	0.00	0.00	0.00	0.00
8	0.00	0.00	0.00	0.00	0.00	0.00	-	0.00	-	-	-	-	-	-	-	-	-	-	0.00	-	-	-	-	-	-	0.00
9	-	-	-	-	0.00	0.00	0.00	0.00	0.00	0.00	0.00	0.00	0.00	0.00	0.00	0.00	0.00	0.00	0.00	0.00	0.00	0.00	0.00	0.00	0.00	0.00
10	0.00	0.00	0.00	0.00	0.00	0.00	0.00	0.00	0.00	0.00	0.00	0.00	0.00	0.00	0.00	0.00	0.00	0.00	0.00	0.00	0.00	0.00	0.00	0.00	0.00	0.00
11	0.00	0.00	0.00	0.00	0.00	0.00	0.00	0.00	0.00	0.00	0.00	0.00	0.00	0.00	0.00	0.00	0.00	0.00	0.00	0.00	0.00	0.00	0.00	0.00	0.00	0.00
12	0.00	0.00	0.00	0.00	0.00	0.00	0.00	0.00	0.00	0.00	0.00	0.00	0.00	0.00	0.00	0.00	0.00	0.00	0.00	0.00	0.00	0.00	0.00	0.00	0.00	0.00
13	0.00	0.00	0.00	0.00	0.00	0.00	0.00	0.00	0.00	0.00	0.00	0.00	0.00	0.00	0.00	0.00	0.00	0.00	0.00	0.00	0.00	0.00	0.00	0.00	0.00	0.00
14	-	0.00	0.00	0.00	0.00	0.00	0.00	0.00	0.00	0.00	-	-	-	-	-	0.00	0.00	0.00	0.00	0.00	0.00	0.00	0.00	0.00	0.00	0.00
15	0.00	0.00	0.00	0.00	0.00	-	-	-	-	-	-	-	-	-	-	-	-	-	0.00	0.00	-	-	-	-	0.00	0.00
16	-	0.00	-	-	-	-	-	-	0.00	0.00	0.00	-	-	0.00	0.00	0.00	0.00	0.00	0.00	0.00	0.00	0.00	0.00	0.00	0.00	0.00
17	-	-	-	-	-	0.00	0.00	0.00	0.00	0.00	0.00	0.00	0.00	0.00	0.00	0.00	0.00	0.00	0.00	0.00	0.00	0.00	0.00	0.00	0.00	0.00
18	-	-	0.00	0.00	0.00	0.00	0.00	0.00	0.00	0.00	0.00	0.00	0.00	0.00	0.00	0.00	0.00	0.00	0.00	0.00	0.00	0.00	0.00	0.00	0.00	0.00
19	-	-	-	0.00	0.00	0.00	0.00	0.00	0.00	0.00	0.00	0.00	0.00	0.00	0.00	0.00	0.00	0.00	0.00	0.00	0.00	0.00	0.00	0.00	0.00	0.00
20	0.00	0.00	0.00	0.00	0.00	0.00	0.00	0.00	0.00	0.00	0.00	0.00	0.00	0.00	0.00	0.00	0.00	0.00	0.00	0.00	0.00	0.00	0.00	0.00	0.00	0.00
21	0.00	0.00	0.00	0.00	0.00	0.00	0.00	0.00	0.00	0.00	0.00	0.00	0.00	0.00	0.00	0.00	0.00	0.00	0.00	0.00	0.00	0.00	0.00	0.00	0.00	0.00
22	0.00	0.00	0.00	0.00	0.00	0.00	0.00	0.00	0.00	0.00	0.00	-	0.00	0.00	0.00	0.00	0.00	0.00	0.00	0.00	0.00	0.00	0.00	0.00	0.00	0.00
23	0.00	0.00	0.00	0.00	0.00	0.00	0.00	0.00	0.00	0.00	0.00	0.00	0.00	0.00	0.00	-	-	0.00	0.00	0.00	0.00	-	-	-	-	0.00
24	-	-	-	-	-	-	-	-	-	-	-	-	-	-	-	-	-	-	0.00	0.02	-	-	-	-	-	0.02
25	-	-	-	-	-	-	-	-	-	-	-	-	-	-	0.00	0.00	0.00	0.00	0.00	0.00	0.00	0.00	0.00	0.00	0.00	0.00
26	0.00	0.00	0.00	0.00	0.00	0.00	0.00	0.00	0.00	0.00	0.00	0.00	0.00	0.00	0.00	0.00	0.00	0.00	0.00	0.00	0.00	0.00	0.00	0.00	0.00	0.00
27	0.00	0.00	0.00	0.00	0.00	0.00	0.00	0.00	0.00	0.00	0.00	0.00	0.00	0.00	0.00	0.00	0.00	0.00	0.00	0.00	0.00	0.00	0.00	0.00	0.00	0.00
28	0.00	0.00	0.00	0.00	0.00	0.00	0.00	0.00	0.00	0.00	0.00	0.00	0.00	0.00	0.00	0.00	0.00	0.00	0.00	0.00	0.00	0.00	0.00	0.00	0.00	0.00
29	0.00	0.00	0.00	0.00	0.00	0.00	0.00	0.00	0.00	0.00	0.00	-	-	-	-	-	-	-	0.00	0.00	0.00	0.00	-	-	-	0.00
30	-	-	0.00	0.00	0.00	0.00	0.00	0.00	0.00	0.00	-	-	-	-	-	0.02	0.00	0.00	0.00	0.00	0.00	0.00	0.00	-	-	0.02
31	-	-	-	-	-	0.00	0.00	0.00	0.00	-	0.00	0.00	0.00	0.00	0.00	0.00	0.00	0.00	0.00	0.00	0.00	0.00	0.00	0.00	0.00	0.00

Hungary October 2017

Note: Due to unavailability of Damas platform, intraday auction was canceled for 16.10.2017, session 2 (04:00 – 08:00 CET).

Public



Transelectrica®
Societate Administrată în Sistem Dualist

Market for Allocation of Cross-Border Capacities

Intraday Auctions on Romanian – Hungarian border

Auction Price [Euro/MWh] - Import

Day	1	2	3	4	5	6	7	8	9	10	11	12	13	14	15	16	17	18	19	20	21	22	23	24	Max		
1	0.00	0.00	0.00	0.00	0.00	0.00	0.00	0.00	0.00	0.00	0.00	0.00	0.00	0.00	0.00	0.00	0.00	0.00	0.00	0.00	0.00	0.00	0.00	-		0.00	
2	0.00	0.00	-	-	-	-	0.00	0.00	0.00	0.00	0.00	0.00	0.00	0.00	0.00	0.00	0.00	0.00	0.00	0.00	0.00	0.00	0.00	0.00	0.00		0.00
3	0.00	0.00	0.00	0.00	0.00	0.00	0.00	0.00	0.00	0.00	0.00	0.00	0.00	0.00	0.00	0.00	0.00	0.00	0.00	0.00	0.00	0.00	0.00	0.00	0.00	0.00	0.00
4	0.00	0.00	0.00	0.00	0.00	0.00	0.00	0.00	0.00	0.00	0.00	0.00	0.00	0.00	0.00	0.00	0.00	0.00	0.00	0.00	0.00	0.00	0.00	0.00	0.00	0.00	0.00
5	0.00	0.00	0.00	0.00	0.00	-	0.00	0.00	0.00	0.00	0.00	0.00	0.00	0.00	0.00	0.00	0.00	0.00	0.00	0.00	0.00	0.00	0.00	0.00	0.00	0.00	0.00
6	0.00	0.00	0.00	0.00	0.00	0.00	0.00	0.00	0.00	0.00	0.00	0.00	0.00	0.00	0.00	0.00	0.00	0.00	0.00	0.00	0.00	0.00	0.00	0.00	0.00	0.00	0.00
7	0.00	0.00	0.00	0.00	0.00	0.00	0.00	0.00	0.00	0.00	0.00	0.00	0.00	0.00	0.00	0.00	0.00	0.00	0.00	0.00	0.00	0.00	0.00	0.00	0.00	0.00	0.00
8	0.00	0.00	0.00	0.00	0.00	0.00	0.00	0.00	0.00	0.00	0.00	0.00	0.00	0.00	0.00	0.00	0.00	0.00	0.00	0.00	0.00	0.00	0.00	0.00	0.00	0.00	0.00
9	0.00	0.00	0.00	0.00	0.00	0.00	0.00	0.00	0.00	0.00	0.00	0.00	0.00	0.00	0.00	0.00	0.00	0.00	0.00	0.00	0.00	0.00	0.00	0.00	0.00	0.00	0.00
10	0.00	0.00	0.00	0.00	0.00	0.00	0.00	0.00	0.00	0.00	0.00	0.00	0.00	0.00	0.00	0.00	0.00	0.00	0.00	0.00	0.00	0.00	0.00	0.00	0.00	0.00	0.00
11	0.00	0.00	0.00	0.00	0.00	0.00	-	-	0.00	0.00	0.00	0.00	0.00	0.00	0.00	0.00	0.00	0.01	0.00	0.00	0.00	0.00	0.00	0.00	0.00	0.01	0.01
12	0.00	0.00	0.00	0.00	0.00	0.00	0.00	0.00	0.00	0.00	0.00	0.00	0.00	0.00	0.00	0.00	0.00	0.00	-	0.00	0.00	0.00	0.00	0.00	0.00	0.00	0.00
13	0.00	0.00	0.00	0.00	0.00	0.00	0.00	0.00	0.00	0.00	0.00	0.00	0.00	0.00	0.00	0.00	0.00	0.00	0.00	0.00	0.00	0.00	0.00	0.00	0.00	0.00	0.00
14	0.00	0.00	0.00	0.00	0.00	0.00	0.00	0.00	0.00	0.00	0.00	0.00	0.00	0.00	0.00	0.00	0.00	0.00	0.00	0.00	0.00	0.00	0.00	0.00	0.00	0.00	0.00
15	0.00	0.00	0.00	0.00	0.00	0.00	0.00	0.00	0.00	0.00	0.00	0.00	0.00	0.00	0.00	0.00	0.00	0.00	0.00	0.00	0.00	0.00	0.00	0.00	0.00	0.00	0.00
16	0.00	0.00	0.00	0.00	-	-	-	-	0.00	0.00	0.00	0.00	0.00	0.00	0.00	0.00	0.00	0.00	0.00	0.00	0.00	0.00	0.00	0.00	0.00	0.00	0.00
17	0.00	0.00	0.00	0.00	0.00	0.00	0.00	0.00	0.00	0.00	0.00	0.00	0.00	0.00	0.00	0.00	0.00	0.00	0.00	0.00	0.00	0.00	0.00	0.00	0.00	0.00	0.00
18	0.00	0.00	0.00	0.00	0.00	0.00	0.00	0.00	0.00	0.00	0.00	0.00	0.00	0.00	0.00	0.00	0.00	0.00	0.00	0.00	0.00	0.00	0.00	0.00	0.00	0.00	0.00
19	0.00	0.00	0.00	0.00	0.00	0.00	0.00	0.00	0.00	0.00	0.00	0.00	0.00	0.00	0.00	0.00	0.00	0.00	0.00	0.00	0.00	0.00	0.00	0.00	0.00	0.00	0.00
20	0.00	0.00	0.00	0.00	0.00	0.00	0.00	0.00	0.00	0.00	0.00	0.00	0.00	0.00	0.00	0.00	0.00	0.00	0.00	0.00	0.00	0.00	0.00	0.00	0.00	0.00	0.00
21	0.00	0.00	0.00	0.00	0.00	0.00	0.00	0.00	0.00	0.00	0.00	0.00	0.00	0.00	0.00	0.00	0.00	0.00	0.00	0.00	0.00	0.00	0.00	0.00	0.00	0.00	0.00
22	0.00	0.00	0.00	0.00	0.00	0.00	0.00	0.00	0.00	0.00	0.00	0.00	0.00	0.00	0.00	0.00	0.00	0.00	-	-	0.00	0.00	0.00	0.00	0.00	0.00	0.00
23	0.00	0.00	0.00	0.00	0.00	0.00	0.00	0.00	0.00	0.00	0.00	0.00	0.00	0.00	0.00	0.00	0.00	0.00	0.00	0.00	0.00	0.00	0.00	0.00	0.00	0.00	0.00
24	0.00	0.00	0.00	0.00	0.00	0.00	0.00	0.00	0.00	0.00	0.00	0.00	0.00	0.00	0.00	0.00	0.00	0.00	0.00	0.00	0.00	0.00	0.00	0.00	0.00	0.00	0.00
25	0.00	0.00	0.00	0.00	0.00	0.00	0.00	0.00	0.00	0.00	0.00	0.00	0.00	0.00	0.00	0.00	0.00	0.00	0.00	0.00	0.00	0.00	0.00	0.00	0.00	0.00	0.00
26	0.00	0.00	0.00	0.00	0.00	0.00	0.00	0.00	0.00	0.00	0.00	0.00	0.00	0.00	0.00	0.00	0.00	0.00	0.00	0.00	0.00	0.00	0.00	0.00	0.00	0.00	0.00
27	0.00	0.00	0.00	0.00	0.00	0.00	0.00	0.00	0.00	0.00	0.00	0.00	0.00	0.00	0.00	0.00	0.00	0.00	0.00	0.00	0.00	0.00	0.00	0.00	0.00	0.00	0.00
28	0.00	0.00	0.00	0.00	0.00	0.00	0.00	0.00	0.00	0.00	0.00	0.00	0.00	0.00	0.00	0.00	0.00	0.00	0.00	0.00	0.00	0.00	0.00	0.00	0.00	0.00	0.00
29	0.00	0.00	0.00	0.00	0.00	0.00	0.00	0.00	0.00	0.00	0.00	0.00	0.00	0.00	0.00	0.00	0.00	0.00	0.00	0.00	0.00	0.00	0.00	0.00	0.00	0.00	0.00
30	0.00	0.00	0.00	0.00	0.00	0.00	0.00	0.00	0.00	0.00	0.00	0.00	0.00	0.00	0.00	0.00	0.00	0.00	0.00	0.00	0.00	0.00	0.00	0.00	0.00	0.00	0.00
31	0.00	0.00	0.00	0.00	0.00	0.00	0.00	0.00	0.00	0.00	0.00	0.00	0.00	0.00	0.00	0.00	0.00	0.00	0.00	0.00	0.00	0.00	0.00	0.00	0.00	0.00	0.00

Hungary October 2017

Note: Due to unavailability of Damas platform, intraday auction was canceled for 16.10.2017, session 2 (04:00 – 08:00 CET).

Public

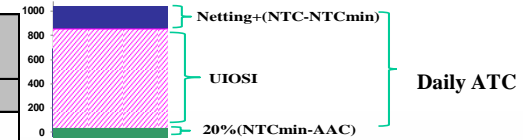
Market for Allocation of Cross-Border Capacities



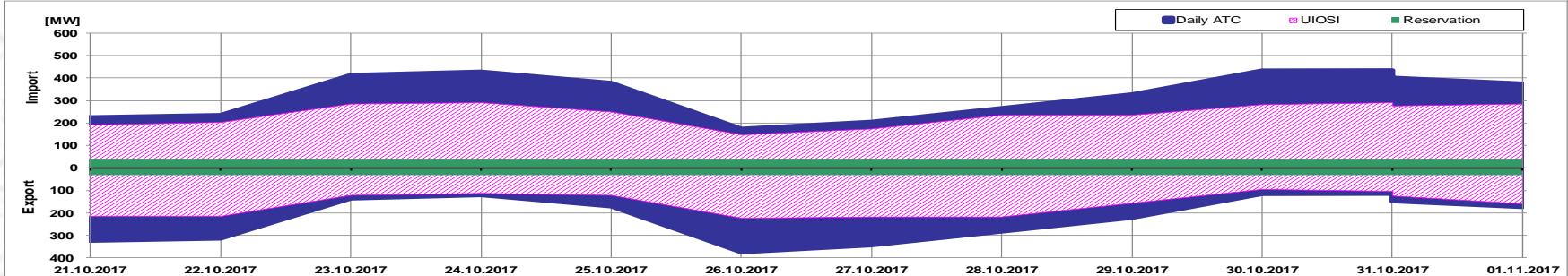
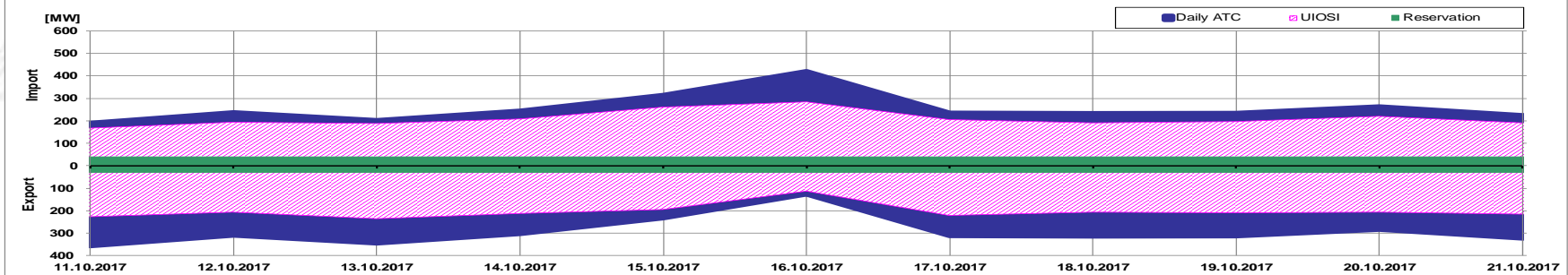
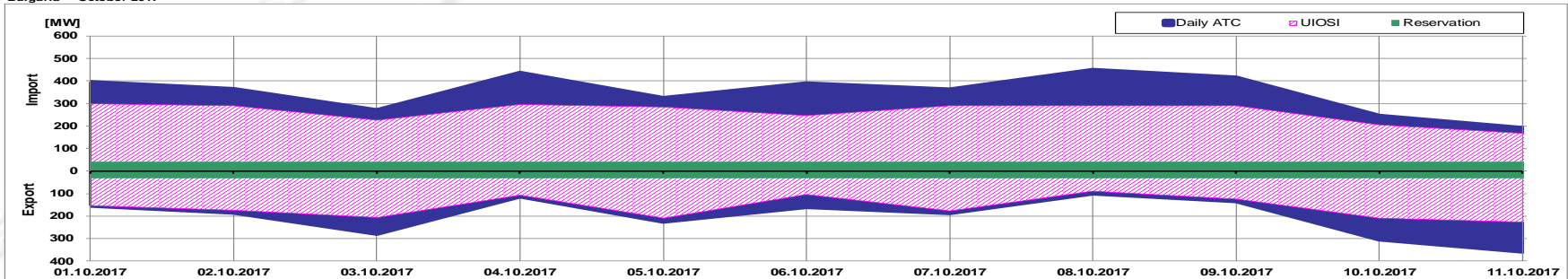
Transelectrica[®]
Societate Administrată în Sistem Dualist

Daily Auctions on Romanian – Bulgarian border

Reserved Capacity [MW] average value		Unused Capacity [MW] average value	
RO-BG	BG-RO	RO-BG	BG-RO
30	40	166	189



Bulgaria October 2017



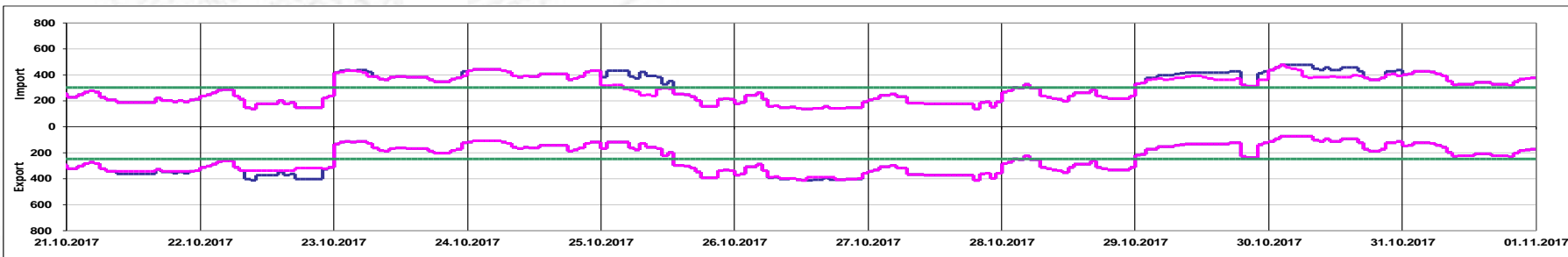
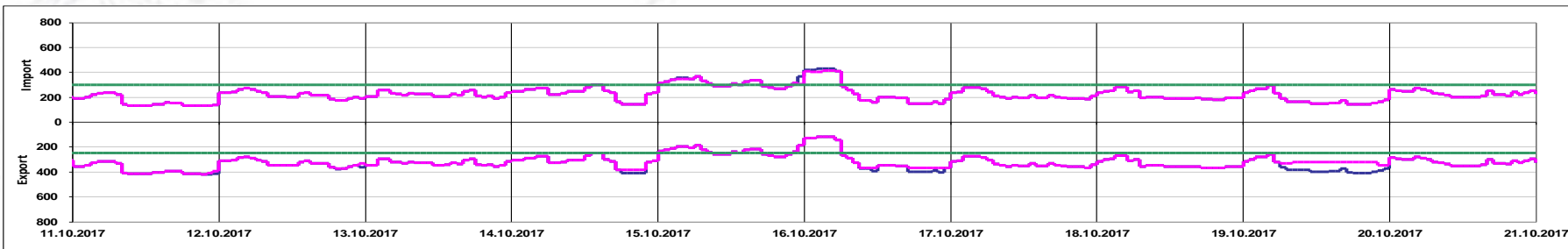
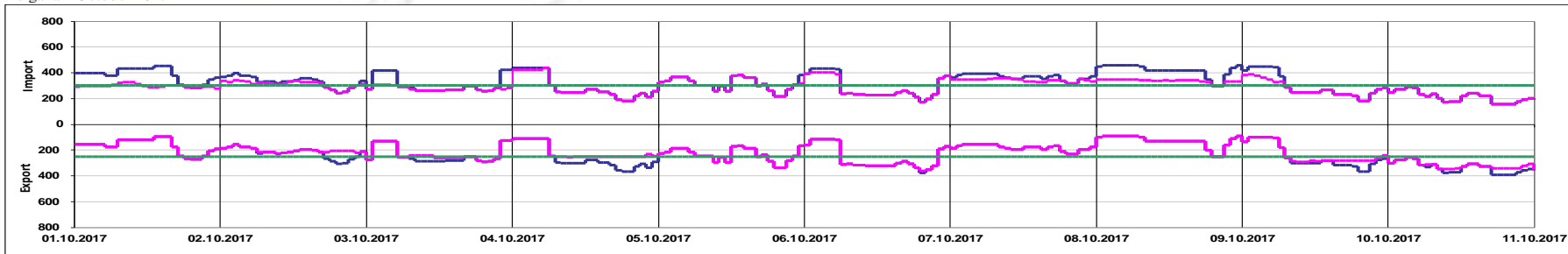


Transelectrica®
Societate Administrată în Sistem Dualist

Market for Allocation of Cross-Border Capacities

Daily Auctions on Romanian – Bulgarian border

Bulgaria October 2017



Offered Capacity on Daily Auction Import (+) / Export (-) [MW]

Allocated Capacity on Daily Auction Import (+) / Export (-) [MW]

Net Transfer Capacity (NTC) Import (+) / Export (-) [MW]

Public

Market for Allocation of Cross-Border Capacities



Transelectrica®
Societate Administrată în Sistem Dualist

Daily Auctions on Romanian – Bulgarian border

Auction Price [Euro/MWh] – Export

Day	1	2	3	4	5	6	7	8	9	10	11	12	13	14	15	16	17	18	19	20	21	22	23	24	Max	
1	1.25	1.51	2.65	2.87	2.87	0.88	0.55	0.77	0.77	2.10	2.10	2.10	2.10	2.11	2.10	2.11	0.38	0.07	0.07	0.07	0.07	0.13	0.64	0.88	2.87	
2	5.17	5.17	10.55	5.17	5.17	0.26	0.00	0.01	0.01	0.00	0.01	0.00	0.01	0.02	0.02	0.01	0.00	0.00	0.00	0.00	0.00	0.00	0.00	0.02	10.55	
3	0.07	3.10	3.10	3.10	3.10	0.03	0.01	0.00	0.00	0.00	0.00	0.00	0.00	0.00	0.00	0.00	0.04	0.04	0.03	0.01	0.03	0.04	2.87	2.87	3.10	
4	0.21	1.23	2.56	2.56	0.22	0.22	0.01	0.00	0.00	0.00	0.00	0.00	0.00	0.00	0.00	0.00	0.00	0.00	0.00	0.00	0.00	0.00	0.00	0.00	2.56	
5	0.22	0.22	0.55	0.55	0.76	0.22	0.05	0.05	0.07	0.03	0.05	0.03	0.11	0.11	0.07	0.07	0.05	0.07	0.05	0.03	0.03	0.06	0.11	0.55	0.76	
6	1.03	2.56	2.56	2.53	2.56	1.03	0.03	0.02	0.01	0.01	0.01	0.02	0.02	0.02	0.02	0.03	0.03	0.03	0.03	0.00	0.01	0.06	0.56	2.56	2.56	
7	6.86	8.75	15.00	15.00	15.00	9.63	7.65	7.12	6.88	6.88	6.88	5.88	8.88	8.88	8.88	5.88	8.88	8.88	5.85	3.70	3.70	9.85	14.57	11.01	15.00	
8	3.33	5.33	5.33	5.33	4.88	3.33	6.84	5.00	1.55	1.76	1.55	2.45	5.83	3.20	3.00	3.00	2.34	2.00	0.31	0.03	0.03	1.20	3.00	10.00	10.00	
9	0.54	0.88	0.88	0.88	0.88	0.88	0.11	0.03	0.00	0.00	0.00	0.00	0.00	0.03	0.03	0.00	0.00	0.00	0.00	0.00	0.00	0.00	0.00	0.00	0.88	
10	0.01	0.02	0.02	0.02	0.02	0.01	0.00	0.01	0.00	0.00	0.00	0.00	0.01	0.01	0.01	0.01	0.01	0.00	0.00	0.00	0.00	0.00	0.00	0.00	0.02	
11	0.03	0.03	0.03	0.03	0.03	0.03	0.03	0.03	0.03	0.01	0.01	0.01	0.01	0.03	0.03	0.03	0.03	0.03	0.03	0.01	0.01	0.01	0.01	0.00	0.00	0.03
12	0.03	0.03	0.03	0.03	0.03	0.03	0.03	0.07	0.03	0.03	0.03	0.03	0.03	0.05	0.05	0.03	0.03	0.03	0.01	0.00	0.01	0.03	0.01	0.00	0.07	
13	0.03	0.03	0.07	0.07	0.05	0.03	0.01	0.03	0.05	0.05	0.05	0.01	0.01	0.01	0.03	0.03	0.05	0.05	0.01	0.01	0.01	0.01	0.01	0.01	0.07	
14	0.14	0.08	0.10	0.07	0.10	0.07	0.02	0.04	0.04	0.05	0.14	0.14	0.42	0.56	0.74	0.05	0.04	0.00	0.00	0.00	0.00	0.00	0.04	0.04	0.74	
15	0.16	0.32	0.53	0.69	0.69	0.26	0.38	0.16	0.14	0.55	0.79	0.79	1.02	1.02	2.56	2.73	1.02	0.52	0.07	0.06	0.06	0.23	0.39	1.26	2.73	
16	2.94	2.60	2.56	2.56	2.24	0.18	0.06	0.05	0.03	0.00	0.00	0.00	0.02	0.02	0.02	0.02	0.02	0.00	0.00	0.00	0.00	0.00	0.00	0.00	2.94	
17	0.07	0.07	0.11	0.11	0.11	0.06	0.05	0.03	0.03	0.02	0.02	0.02	0.02	0.03	0.02	0.02	0.03	0.02	0.02	0.01	0.01	0.01	0.01	0.01	0.11	
18	0.05	0.06	0.06	0.06	0.06	0.05	0.04	0.02	0.02	0.02	0.02	0.02	0.02	0.02	0.02	0.02	0.02	0.02	0.02	0.02	0.02	0.02	0.03	0.03	0.06	
19	0.02	0.03	0.03	0.03	0.05	0.02	0.00	0.00	0.00	0.00	0.00	0.00	0.00	0.00	0.00	0.00	0.00	0.00	0.00	0.00	0.00	0.00	0.00	0.00	0.05	
20	0.06	0.06	0.06	0.06	0.06	0.06	0.05	0.04	0.03	0.03	0.02	0.02	0.02	0.02	0.02	0.03	0.04	0.03	0.03	0.03	0.03	0.03	0.04	0.05	0.06	
21	0.02	0.02	0.02	0.03	0.03	0.03	0.01	0.00	0.00	0.00	0.00	0.00	0.00	0.00	0.00	0.00	0.01	0.00	0.00	0.00	0.00	0.00	0.00	0.01	0.03	
22	0.01	0.03	0.03	0.04	0.04	0.04	0.01	0.01	0.00	0.00	0.00	0.00	0.00	0.00	0.00	0.00	0.00	0.00	0.00	0.00	0.00	0.00	0.01	0.01	0.04	
23	0.55	0.56	0.56	0.56	2.97	0.56	0.56	0.27	0.09	0.26	0.53	0.37	0.53	0.53	0.37	0.13	0.13	0.07	0.05	0.05	0.05	0.07	0.56	1.25	2.97	
24	25.07	23.18	22.90	23.19	23.31	29.00	14.70	14.70	10.07	14.63	15.80	15.73	15.54	18.36	18.30	18.89	15.85	16.51	5.05	2.10	5.05	20.60	31.64	31.98	31.98	
25	13.67	14.54	15.48	15.28	18.23	7.65	2.55	6.30	2.52	2.24	1.55	0.33	0.39	0.17	0.17	0.17	0.17	0.08	0.08	0.08	0.07	0.15	0.09	0.07	18.23	
26	0.01	0.01	0.03	0.03	0.05	0.01	0.00	0.00	0.00	0.00	0.01	0.01	0.01	0.00	0.00	0.00	0.00	0.00	0.03	0.01	0.01	0.01	0.00	0.01	0.05	
27	0.05	0.05	0.06	0.06	0.06	0.06	0.06	0.03	0.03	0.03	0.03	0.03	0.03	0.03	0.03	0.03	0.03	0.03	0.05	0.03	0.05	0.05	0.03	0.03	0.06	
28	0.06	0.06	0.09	0.07	0.11	0.07	0.07	0.03	0.03	0.03	0.05	0.03	0.06	0.06	0.06	0.06	0.07	0.05	0.05	0.05	0.05	0.05	0.05	0.05	0.11	
29	1.10	1.23	1.43	2.24	4.18	5.00	5.00	5.00	5.00	5.00	5.00	5.00	5.00	5.00	8.43	7.34	6.68	7.00	5.00	1.10	1.10	1.10	5.00	5.00	8.43	
30	5.00	5.00	5.00	5.00	6.00	8.00	13.60	5.00	4.00	7.00	8.07	10.00	8.00	9.95	8.79	5.65	2.43	1.00	1.00	1.00	1.00	2.09	5.00	4.00	13.60	
31	1.10	0.44	0.77	0.77	1.10	1.10	0.77	0.56	0.24	0.07	0.07	0.03	0.03	0.07	0.07	0.07	0.07	0.03	0.03	0.03	0.07	0.34	0.42	0.34	1.10	

Bulgaria October 2017



Transelectrica®
Societate Administrată în Sistem Dualist

Market for Allocation of Cross-Border Capacities

Daily Auctions on Romanian – Bulgarian border

Auction Price [Euro/MWh] – Import

Day	1	2	3	4	5	6	7	8	9	10	11	12	13	14	15	16	17	18	19	20	21	22	23	24	Max
1	0.00	0.00	0.00	0.00	0.00	0.00	0.00	0.00	0.00	0.00	0.00	0.00	0.00	0.00	0.00	0.00	0.00	0.00	0.04	0.11	0.07	0.00	0.00	0.00	0.11
2	0.00	0.00	0.00	0.00	0.00	0.00	0.00	0.00	0.00	0.00	0.00	0.03	0.00	0.00	0.00	0.00	0.00	0.08	1.36	2.26	0.53	0.08	0.03	0.00	2.26
3	0.03	0.00	0.00	0.00	0.00	0.03	0.01	0.00	0.01	0.01	0.01	0.03	0.03	0.01	0.03	0.03	0.01	0.01	0.07	0.04	0.04	0.01	0.00	0.00	0.07
4	0.00	0.00	0.00	0.00	0.00	0.01	0.07	0.42	1.56	3.23	2.02	4.45	2.06	2.06	2.06	2.56	4.56	4.56	6.78	12.12	2.56	0.26	0.56	0.07	12.12
5	0.07	0.07	0.03	0.03	0.03	0.01	0.03	0.06	0.07	0.21	0.10	0.33	0.07	0.03	0.03	0.07	0.16	0.07	0.33	1.33	0.50	0.07	0.07	0.00	1.33
6	0.01	0.00	0.00	0.00	0.00	0.00	0.03	0.46	0.56	0.56	0.56	0.56	0.56	0.56	0.56	0.46	0.46	0.56	1.56	10.69	2.38	0.55	0.03	0.01	10.69
7	0.00	0.00	0.00	0.00	0.00	0.00	0.00	0.00	0.00	0.00	0.01	0.00	0.00	0.00	0.00	0.00	0.00	0.00	0.01	0.07	0.04	0.00	0.00	0.00	0.07
8	0.00	0.00	0.00	0.00	0.00	0.00	0.00	0.00	0.00	0.00	0.00	0.00	0.00	0.00	0.00	0.00	0.00	0.00	0.00	0.07	0.04	0.00	0.00	0.00	0.07
9	0.00	0.00	0.00	0.00	0.00	0.00	0.00	0.07	1.50	1.12	0.55	0.74	0.74	0.41	0.41	1.13	1.50	3.32	3.52	2.21	0.93	0.56	0.14		3.52
10	1.03	0.45	0.33	0.28	0.33	0.33	2.11	6.32	7.12	6.91	7.21	6.78	6.33	5.52	4.23	5.89	5.70	6.52	14.31	15.00	11.79	5.93	3.95	2.40	15.00
11	2.55	2.55	2.13	1.40	1.11	0.73	2.49	6.33	9.21	11.03	9.71	10.64	9.71	9.21	9.21	9.21	10.81	18.21	23.17	29.51	14.63	8.70	6.33	6.00	29.51
12	1.55	1.55	1.55	1.55	1.40	0.55	0.77	0.77	2.48	3.80	3.11	3.11	1.53	0.87	0.77	1.40	2.55	4.30	6.00	10.50	8.10	1.55	1.61	1.55	10.50
13	2.22	2.22	0.33	0.33	0.70	0.55	1.55	1.28	1.55	1.78	2.47	2.55	1.63	1.63	0.79	1.33	0.79	1.33	3.86	7.84	3.78	1.55	1.55	1.55	7.84
14	0.33	0.33	0.33	0.33	0.33	0.33	1.55	0.77	1.50	1.55	1.01	1.01	0.55	0.19	0.19	1.01	1.01	3.33	6.66	9.12	9.12	6.35	1.88	1.55	9.12
15	0.05	0.03	0.03	0.00	0.00	0.03	0.04	0.08	0.07	0.11	0.08	0.11	0.05	0.07	0.03	0.03	0.03	0.07	0.19	1.26	0.39	0.07	0.04	0.00	1.26
16	0.00	0.00	0.00	0.00	0.00	0.02	0.03	0.33	1.06	1.81	2.35	1.72	1.06	1.06	1.06	1.72	2.65	6.65	8.96	14.56	7.42	5.67	0.56	0.41	14.56
17	0.55	0.55	0.37	0.37	0.50	0.50	0.88	1.10	2.00	2.00	2.85	3.90	2.25	1.55	2.25	3.12	3.12	3.65	10.00	10.10	8.88	5.49	3.90	1.79	10.10
18	4.21	3.69	2.02	2.02	2.55	2.55	5.20	6.00	3.69	5.15	4.75	5.06	5.13	4.36	5.65	5.23	5.67	6.00	12.13	15.69	11.11	5.69	6.40	4.56	15.69
19	1.36	1.06	1.23	0.88	0.55	2.34	1.24	2.19	2.19	2.19	2.98	4.55	4.55	3.69	2.98	2.98	2.48	2.48	2.56	7.48	5.67	5.67	5.55	3.69	7.48
20	0.55	0.62	0.62	0.62	0.55	0.55	0.62	2.22	2.53	2.90	4.02	4.94	4.70	4.48	4.40	3.98	2.56	3.69	3.69	6.48	2.56	3.48	2.56	1.61	6.48
21	3.20	2.65	2.02	2.02	1.20	2.02	2.02	2.55	3.69	4.00	4.55	5.55	5.00	4.55	4.55	3.79	3.69	5.55	7.65	12.00	8.35	5.31	5.31	5.31	12.00
22	3.00	2.22	1.55	0.65	0.65	0.65	3.00	4.00	4.55	4.77	5.23	6.77	6.77	5.22	5.22	5.22	5.22	6.55	10.15	10.15	9.99	6.55	3.00	2.14	10.15
23	0.00	0.00	0.00	0.01	0.00	0.00	0.00	0.03	0.03	0.03	0.06	0.03	0.03	0.03	0.03	0.03	0.07	0.09	1.03	1.69	0.27	0.07	0.06	0.00	1.69
24	0.03	0.03	0.03	0.03	0.03	0.03	0.03	0.03	0.03	0.07	0.07	0.07	0.09	0.09	0.03	0.03	0.03	0.03	0.13	0.13	0.11	0.03	0.03	0.03	0.13
25	0.00	0.00	0.00	0.00	0.00	0.00	0.00	0.00	0.00	0.00	0.00	0.00	0.00	0.07	0.25	0.86	3.20	7.35	19.42	11.67	6.41	2.23	1.22	1.22	19.42
26	4.75	4.41	2.55	2.55	3.00	6.54	5.25	5.52	12.34	10.69	10.00	7.00	5.05	4.57	4.25	4.75	10.69	4.75	11.31	13.78	5.08	5.66	4.11	3.08	13.78
27	5.55	5.00	3.33	3.33	3.00	5.54	4.00	6.12	8.45	7.98	7.65	7.65	6.12	6.12	6.19	8.47	10.00	14.33	15.67	15.10	8.00	8.60	7.00	5.55	15.67
28	2.56	1.50	1.23	1.23	0.90	1.23	1.25	1.80	2.55	3.69	4.20	4.44	2.56	2.55	2.56	2.56	3.69	6.50	11.11	11.91	11.91	7.14	5.75	4.44	11.91
29	0.06	0.03	0.00	0.00	0.00	0.00	0.00	0.00	0.00	0.00	0.00	0.00	0.00	0.00	0.00	0.00	0.00	0.00	0.00	1.00	1.00	0.06	0.00	0.00	1.00
30	0.04	0.03	0.02	0.00	0.00	0.00	0.00	0.00	0.00	0.00	0.00	0.00	0.00	0.00	0.00	0.00	0.00	0.03	0.10	0.14	0.03	0.00	0.00	0.00	0.14
31	0.07	0.07	0.04	0.04	0.04	0.03	0.41	0.41	0.79	0.76	0.53	0.76	0.53	0.41	0.41	0.76	2.20	2.60	3.01	2.00	2.48	2.60	2.22	2.00	3.01

Bulgaria October 2017

Public

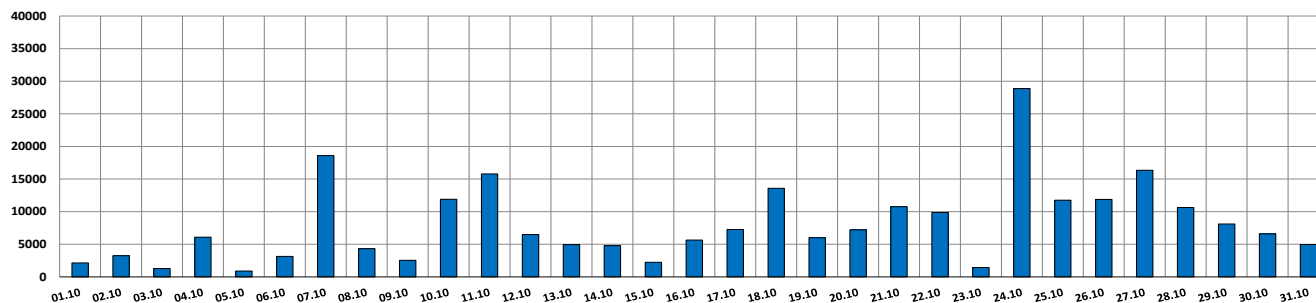
Market for Allocation of Cross-Border Capacities



Transelectrica®
Societate Administrată în Sistem Dualist

Daily Allocation on Romanian – Bulgarian border

Congestion Income RO



Day	Congestion Income border RO-BG [Euro]	Congestion Income RO [Euro]
01.10	4301	2151
02.10	6472	3236
03.10	2575	1287
04.10	12168	6084
05.10	1784	892
06.10	6268	3134
07.10	37211	18606
08.10	8631	4316
09.10	5098	2549
10.10	23823	11911
11.10	31560	15780
12.10	12987	6493
13.10	9907	4953
14.10	9562	4781
15.10	4494	2247
16.10	11281	5641
17.10	14557	7278
18.10	27159	13580
19.10	12033	6016
20.10	14436	7218
21.10	21500	10750
22.10	19769	9885
23.10	2875	1437
24.10	57750	28875
25.10	23530	11765
26.10	23762	11881
27.10	32705	16353
28.10	21278	10639
29.10	16225	8112
30.10	13168	6584
31.10	9931	4965
Total	498800	249400

Daily Income [Euro]		Remuneration UIOSI [Euro]	
RO-BG	BG-RO	RO-BG	BG-RO
173666	325134	123221	232241
498800		355462	

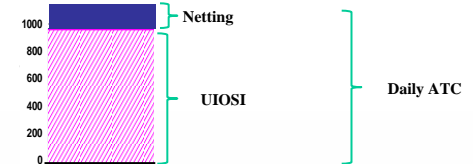
TSO Income (Z-R) [Euro]	RO TSO Income (Z-R) [Euro]
143338	71669

Market for Allocation of Cross-Border Capacities

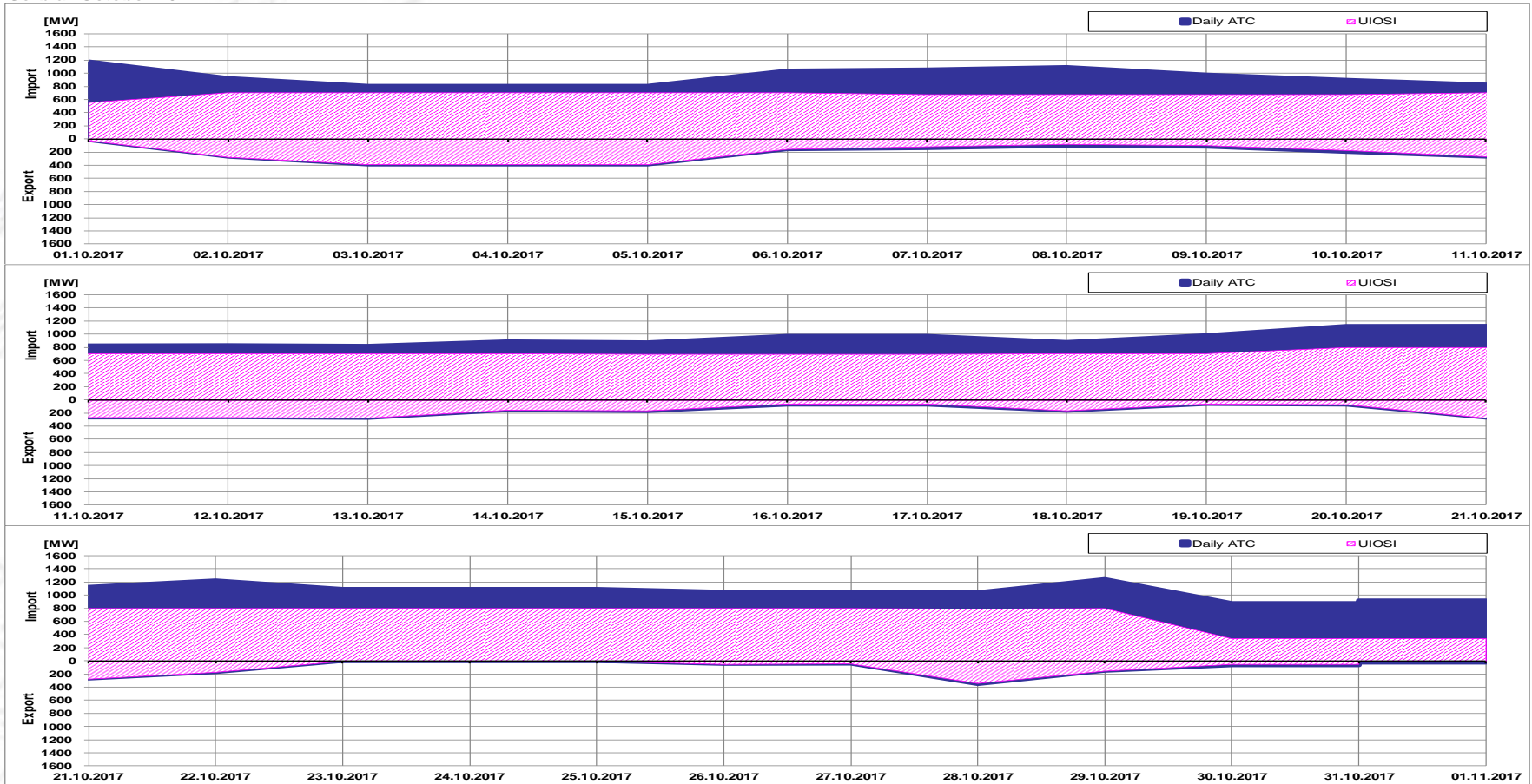


Daily Auctions on Romanian – Serbian border

Unused Capacity [MW] average value	
RO-RS	RS-RO
179	683



Serbia October 2017



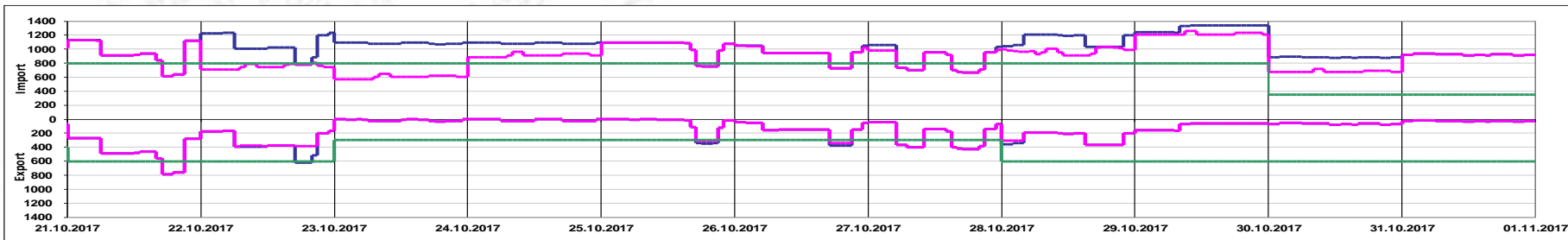
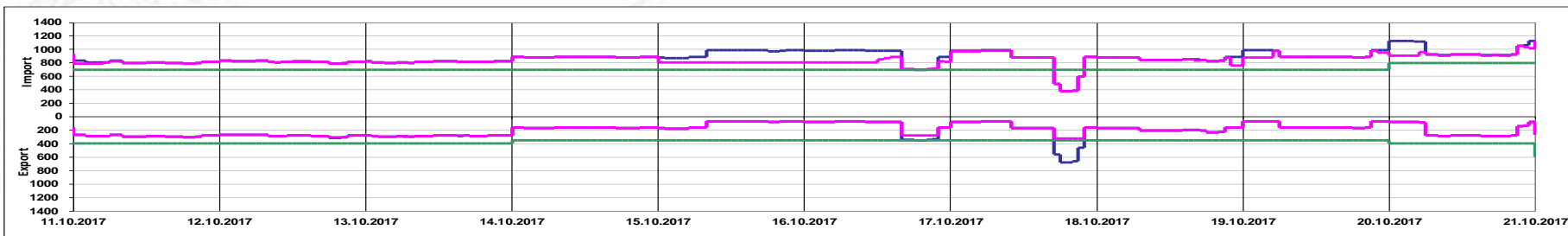
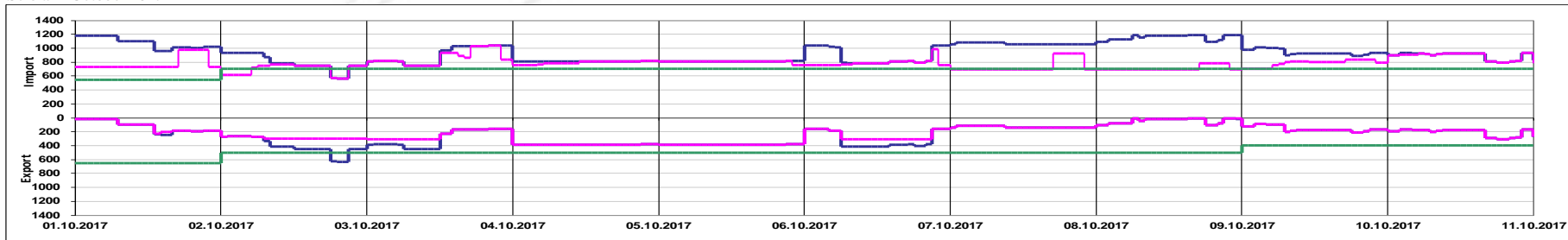


Transelectrica®
Societate Administrată în Sistem Dualist

Market for Allocation of Cross-Border Capacities

Daily Auctions on Romanian – Serbian border

Serbia October 2017



Offered Capacity on Daily Auction Import (+) / Export (-) [MW]

Allocated Capacity on Daily Auction Import (+) / Export (-) [MW]

Net Transfer Capacity (NTC) Import (+) / Export (-) [MW]

Market for Allocation of Cross-Border Capacities



Transelectrica®
Societate Administrată în Sistem Dualist

Daily Auctions on Romanian – Serbian border

Auction Price [Euro/MWh] – Export

Day	1	2	3	4	5	6	7	8	9	10	11	12	13	14	15	16	17	18	19	20	21	22	23	24	Max
1	0.69	1.25	2.25	2.65	1.00	0.69	0.69	0.09	0.09	0.09	0.09	0.09	0.09	0.00	0.00	0.00	0.03	0.03	0.03	0.03	0.03	0.03	0.03	0.03	2.65
2	0.03	0.03	0.03	0.03	0.03	0.03	0.03	0.00	0.00	0.00	0.00	0.00	0.00	0.00	0.00	0.00	0.00	0.00	0.00	0.00	0.00	0.00	0.00	0.00	0.03
3	0.00	0.00	0.00	0.00	0.00	0.00	0.00	0.00	0.00	0.00	0.00	0.00	0.05	0.05	0.09	0.09	0.09	0.09	0.09	0.09	0.09	0.11	0.11	0.11	0.11
4	0.10	0.10	0.10	0.10	0.10	0.10	0.03	0.03	0.03	0.03	0.03	0.03	0.03	0.03	0.03	0.03	0.03	0.03	0.03	0.03	0.03	0.03	0.10	0.10	0.10
5	0.04	0.04	0.04	0.04	0.04	0.04	0.03	0.03	0.03	0.03	0.03	0.03	0.03	0.03	0.03	0.03	0.03	0.03	0.03	0.03	0.03	0.03	0.05	0.05	0.05
6	0.62	0.62	0.62	0.62	0.43	0.43	0.00	0.00	0.00	0.00	0.00	0.00	0.00	0.00	0.00	0.00	0.00	0.00	0.00	0.00	0.00	1.21	1.50	1.50	1.50
7	2.16	4.33	4.33	4.33	4.33	6.00	1.80	1.80	1.80	1.80	1.96	1.80	1.80	1.80	1.80	3.75	4.55	2.01	4.56	7.50	7.50	1.80	3.00	4.25	7.50
8	0.11	0.11	0.15	0.15	0.15	0.15	0.55	0.00	0.31	0.31	0.31	0.31	0.55	0.55	0.55	0.55	0.55	0.55	0.43	0.43	0.15	0.55	0.55	0.55	0.55
9	0.55	0.55	0.61	0.61	0.43	0.43	0.43	0.10	0.10	0.11	0.11	0.11	0.11	0.11	0.11	0.11	0.11	0.11	0.07	0.07	0.10	0.15	0.15	0.15	0.61
10	0.44	0.44	0.55	0.55	0.55	0.55	0.44	0.44	0.44	0.31	0.31	0.31	0.31	0.31	0.31	0.31	0.22	0.22	0.15	0.15	0.22	0.22	0.55	0.55	0.55
11	0.55	0.55	0.39	0.39	0.39	0.39	0.44	0.17	0.11	0.11	0.11	0.11	0.15	0.15	0.15	0.11	0.11	0.11	0.11	0.11	0.11	0.17	0.17	0.17	0.55
12	1.25	1.25	1.15	1.15	1.15	1.15	1.25	0.55	0.37	0.28	0.28	0.28	0.28	0.28	0.28	0.28	0.28	0.28	0.22	0.22	0.22	0.31	0.44	0.44	1.25
13	0.66	0.66	0.66	0.66	0.66	0.66	0.55	0.44	0.31	0.22	0.22	0.22	0.22	0.22	0.22	0.22	0.22	0.22	0.22	0.22	0.28	0.37	0.61	0.75	0.75
14	1.45	1.45	1.45	1.45	1.45	1.45	1.25	1.25	1.12	0.87	1.30	4.94	5.27	4.92	2.54	1.12	0.88	0.69	0.69	0.69	0.69	0.88	1.15	1.15	5.27
15	0.26	0.56	0.26	0.26	0.26	0.36	0.36	6.00	6.00	6.00	6.00	6.00	7.00	5.00	5.00	4.00	2.57	2.57	2.06	2.06	2.57	2.57	5.00	3.00	7.00
16	8.57	7.57	6.57	6.00	6.00	12.00	2.00	3.00	2.57	2.57	3.00	3.00	3.00	2.00	1.00	1.00	0.00	0.00	0.00	0.00	0.00	0.00	0.11	0.11	12.00
17	1.88	1.88	3.31	3.31	2.95	3.31	3.31	3.31	3.31	3.31	0.55	0.55	0.28	0.28	0.28	0.28	0.28	0.00	0.00	0.00	0.00	0.00	0.55	0.55	3.31
18	0.56	0.56	0.56	0.56	0.56	0.56	0.46	0.11	0.11	0.11	0.16	0.16	0.16	0.16	0.26	0.26	0.26	0.16	0.11	0.11	0.11	0.26	0.26	0.26	0.56
19	1.17	1.17	1.17	1.17	1.17	0.56	0.19	0.19	0.19	0.19	0.19	0.19	0.17	0.17	0.17	0.17	0.17	0.17	0.17	0.17	0.17	1.17	1.17	1.17	1.17
20	0.57	0.57	0.57	0.57	0.57	0.57	0.08	0.07	0.06	0.06	0.07	0.07	0.07	0.07	0.07	0.07	0.07	0.07	0.07	0.07	0.07	0.14	0.26	1.25	1.25
21	0.33	0.33	0.33	0.33	0.33	0.33	0.22	0.16	0.16	0.16	0.16	0.16	0.19	0.16	0.20	0.20	0.20	0.09	0.01	0.01	0.01	0.01	0.33	0.33	0.37
22	0.17	0.17	0.09	0.09	0.17	0.17	0.01	0.00	0.00	0.00	0.00	0.00	0.01	0.01	0.01	0.01	0.01	0.00	0.00	0.00	0.00	0.07	0.07	0.08	0.17
23	0.50	0.50	0.50	0.50	0.50	0.38	1.50	1.55	1.55	1.55	1.71	3.77	1.80	3.50	3.50	3.50	3.50	1.50	1.50	1.80	1.80	3.00	5.00	3.50	5.00
24	13.93	12.99	12.72	20.55	20.55	20.55	13.77	12.58	7.06	4.12	4.58	3.29	4.66	4.68	4.68	4.68	4.68	5.77	3.00	3.00	5.77	5.77	5.77	4.68	20.55
25	5.55	5.55	5.55	5.55	5.55	5.00	4.00	3.00	2.00	1.00	1.00	1.00	1.00	1.00	0.55	0.13	0.09	0.00	0.00	0.00	0.00	0.09	2.00	2.00	5.55
26	1.00	1.00	1.00	1.00	1.00	0.50	0.50	0.50	0.50	0.50	0.50	0.50	0.50	0.50	0.50	0.50	0.50	0.00	0.00	0.00	0.00	0.50	0.50	0.55	1.00
27	0.74	0.74	0.74	0.74	0.74	0.11	0.11	0.07	0.06	0.06	0.55	0.55	0.55	0.55	0.55	0.06	0.03	0.03	0.03	0.03	0.07	0.55	0.55	0.74	0.74
28	0.00	0.00	0.00	0.00	0.22	0.55	0.57	0.57	0.57	0.57	0.57	0.57	0.57	0.57	0.43	0.07	0.01	0.01	0.01	0.01	0.01	0.01	0.43	0.40	0.57
29	0.56	0.56	0.17	0.17	0.77	0.77	0.77	0.65	3.60	4.00	5.55	7.50	9.00	11.50	13.50	11.50	12.50	7.50	3.60	3.60	3.60	5.00	5.00	3.60	3.60
30	4.17	4.17	5.00	5.00	5.00	3.65	4.17	3.65	5.00	5.00	10.00	12.00	12.00	15.00	12.52	5.55	5.55	2.50	2.50	2.50	2.50	4.17	5.55	5.55	15.00
31	2.78	2.78	3.16	3.16	2.78	1.28	1.00	2.57	2.57	4.00	4.50	4.00	4.00	2.90	1.75	1.28	1.75	1.75	1.75	1.75	0.55	0.55	0.55	0.55	4.50

Serbia October 2017

Public



Transelectrica®
Societate Administrată în Sistem Dualist

Market for Allocation of Cross-Border Capacities

Daily Auctions on Romanian – Serbian border

Auction Price [Euro/MWh] – Import

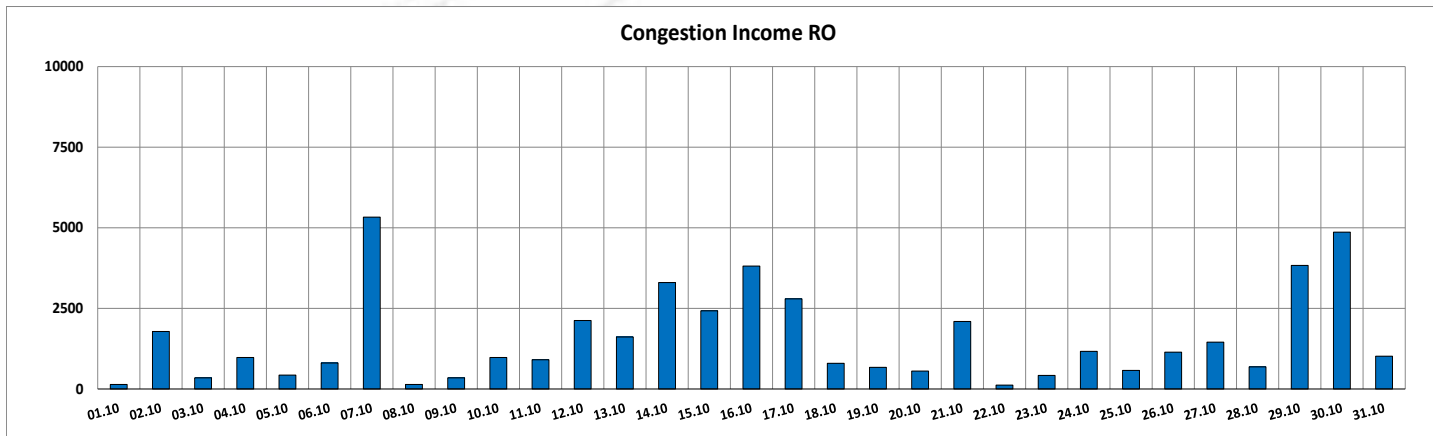
Day	1	2	3	4	5	6	7	8	9	10	11	12	13	14	15	16	17	18	19	20	21	22	23	24	Max		
1	0.00	0.00	0.00	0.00	0.00	0.00	0.00	0.00	0.00	0.00	0.00	0.00	0.00	0.00	0.00	0.00	0.00	0.00	0.00	0.00	0.00	0.00	0.00	0.00	0.00		
2	0.00	0.00	0.00	0.00	0.00	0.00	0.00	0.00	0.00	0.00	0.00	0.00	0.00	0.00	0.00	0.00	0.00	0.00	0.55	1.55	1.55	1.55	0.55	0.00	0.00	1.55	
3	0.04	0.04	0.04	0.04	0.04	0.04	0.04	0.05	0.05	0.05	0.05	0.05	0.00	0.00	0.00	0.00	0.00	0.01	0.02	0.03	0.02	0.01	0.00	0.00	0.00	0.05	
4	0.00	0.00	0.00	0.00	0.00	0.00	0.00	0.00	0.00	0.00	0.00	0.01	0.01	0.02	0.02	0.02	0.03	0.33	0.33	0.33	0.33	0.33	0.33	0.02	0.02	0.33	
5	0.01	0.01	0.01	0.01	0.01	0.02	0.02	0.03	0.03	0.03	0.04	0.01	0.01	0.01	0.01	0.01	0.01	0.10	0.10	0.10	0.10	0.05	0.04	0.00	0.00	0.10	
6	0.00	0.00	0.00	0.00	0.00	0.00	0.00	0.00	0.00	0.00	0.00	0.00	0.01	0.01	0.03	0.03	0.03	0.02	0.02	0.01	0.15	0.06	0.05	0.04	0.00	0.00	0.15
7	0.00	0.00	0.00	0.00	0.00	0.00	0.00	0.00	0.00	0.00	0.00	0.00	0.00	0.00	0.00	0.00	0.00	0.00	0.00	0.00	0.00	0.00	0.00	0.00	0.00	0.00	
8	0.00	0.00	0.00	0.00	0.00	0.00	0.00	0.00	0.00	0.00	0.00	0.00	0.00	0.00	0.00	0.00	0.00	0.00	0.00	0.00	0.00	0.00	0.00	0.00	0.00	0.00	
9	0.00	0.00	0.00	0.00	0.00	0.00	0.00	0.00	0.00	0.00	0.00	0.00	0.00	0.00	0.00	0.00	0.00	0.00	0.00	0.00	0.00	0.00	0.00	0.00	0.00	0.00	
10	0.01	0.01	0.00	0.00	0.00	0.00	0.01	0.01	0.02	0.01	0.01	0.01	0.01	0.01	0.01	0.01	0.01	0.02	0.02	0.03	0.02	0.02	0.02	0.01	0.01	0.03	
11	0.00	0.00	0.00	0.00	0.00	0.01	0.01	0.01	0.02	0.02	0.02	0.01	0.01	0.01	0.01	0.01	0.02	0.02	0.05	0.05	0.05	0.05	0.02	0.01	0.01	0.05	
12	0.02	0.02	0.02	0.02	0.02	0.02	0.02	0.02	0.02	0.03	0.03	0.03	0.02	0.02	0.02	0.02	0.02	0.03	0.03	0.05	0.05	0.05	0.03	0.03	0.02	0.02	0.05
13	0.01	0.02	0.02	0.02	0.02	0.02	0.02	0.02	0.03	0.03	0.02	0.02	0.02	0.02	0.02	0.02	0.03	0.04	0.05	0.05	0.05	0.03	0.01	0.01	0.01	0.05	
14	0.01	0.01	0.01	0.01	0.01	0.01	0.01	0.01	0.01	0.01	0.01	0.00	0.00	0.00	0.00	0.00	0.00	0.01	0.01	0.01	0.01	0.01	0.01	0.01	0.01	0.01	
15	0.00	0.00	0.00	0.00	0.00	0.00	0.00	0.00	0.00	0.00	0.00	0.00	0.00	0.00	0.00	0.00	0.00	0.00	0.00	0.00	0.00	0.00	0.00	0.00	0.00	0.00	
16	0.00	0.00	0.00	0.00	0.00	0.00	0.00	0.00	0.00	0.00	0.00	0.00	0.00	0.00	0.00	0.00	0.04	0.36	1.00	1.00	1.00	1.00	0.36	0.00	0.00	1.00	
17	0.03	0.03	0.03	0.03	0.03	0.03	0.03	0.03	0.03	0.03	0.03	0.04	0.04	0.04	0.04	0.04	0.05	0.55	1.65	1.65	1.65	1.65	0.33	0.04	0.04	1.65	
18	0.01	0.01	0.01	0.01	0.01	0.03	0.03	0.03	0.03	0.04	0.04	0.03	0.01	0.01	0.01	0.01	0.00	0.02	0.04	0.04	0.03	0.00	0.00	0.00	0.00	0.04	
19	0.00	0.00	0.00	0.00	0.00	0.01	0.02	0.02	0.02	0.02	0.02	0.02	0.02	0.02	0.02	0.02	0.01	0.02	0.02	0.02	0.02	0.02	0.01	0.00	0.00	0.02	
20	0.00	0.00	0.00	0.00	0.00	0.00	0.02	0.03	0.03	0.04	0.02	0.02	0.02	0.02	0.02	0.02	0.03	0.04	0.04	0.04	0.04	0.04	0.01	0.00	0.00	0.04	
21	0.05	0.05	0.05	0.05	0.05	0.05	0.11	0.11	0.11	0.11	0.11	0.11	0.11	0.08	0.08	0.08	0.11	0.35	0.35	0.35	0.35	0.07	0.05	0.05	0.00	0.35	
22	0.00	0.00	0.00	0.00	0.00	0.00	0.00	0.00	0.00	0.00	0.00	0.00	0.00	0.00	0.00	0.00	0.00	0.01	0.01	0.01	0.00	0.00	0.00	0.00	0.00	0.01	
23	0.00	0.00	0.00	0.00	0.00	0.00	0.00	0.00	0.00	0.00	0.00	0.00	0.00	0.00	0.00	0.00	0.00	0.00	0.00	0.00	0.00	0.00	0.00	0.00	0.00	0.00	
24	0.00	0.00	0.00	0.00	0.00	0.00	0.00	0.00	0.00	0.00	0.00	0.00	0.00	0.00	0.00	0.00	0.00	0.00	0.00	0.00	0.00	0.00	0.00	0.00	0.00	0.00	
25	0.02	0.02	0.02	0.02	0.02	0.02	0.02	0.02	0.02	0.03	0.03	0.02	0.02	0.02	0.02	0.02	0.04	0.10	0.10	0.10	0.10	0.10	0.05	0.03	0.03	0.10	
26	0.00	0.00	0.01	0.01	0.01	0.02	0.03	0.03	0.04	0.04	0.01	0.01	0.01	0.01	0.01	0.01	0.01	0.22	0.22	0.22	0.22	0.22	0.03	0.01	0.00	0.22	
27	0.00	0.00	0.00	0.00	0.00	0.06	0.07	0.08	0.17	0.17	0.03	0.01	0.01	0.01	0.01	0.02	0.07	0.08	0.44	0.53	0.53	0.37	0.02	0.01	0.00	0.53	
28	0.00	0.00	0.00	0.00	0.00	0.00	0.00	0.00	0.00	0.00	0.00	0.00	0.00	0.00	0.00	0.00	0.00	0.00	0.00	0.00	0.00	0.00	0.00	0.00	0.00	0.00	
29	0.00	0.00	0.00	0.00	0.00	0.00	0.00	0.00	0.00	0.00	0.00	0.00	0.00	0.00	0.00	0.00	0.00	0.00	0.00	0.00	0.00	0.00	0.00	0.00	0.00	0.00	
30	0.00	0.00	0.00	0.00	0.00	0.00	0.00	0.00	0.00	0.00	0.00	0.00	0.00	0.00	0.00	0.00	0.00	0.00	0.00	0.00	0.00	0.00	0.00	0.00	0.00	0.00	
31	0.02	0.02	0.02	0.02	0.02	0.02	0.02	0.02	0.04	0.04	0.02	0.03	0.03	0.02	0.02	0.03	0.04	0.04	0.04	0.04	0.04	0.04	0.04	0.03	0.03	0.04	

Serbia October 2017

Market for Allocation of Cross-Border Capacities



Daily Allocation on Romanian – Serbian border



Day	Congestion Income border RO-RS [Euro]	Congestion Income RO [Euro]
01.10	277	139
02.10	3561	1781
03.10	686	343
04.10	1956	978
05.10	862	431
06.10	1613	807
07.10	10663	5332
08.10	283	142
09.10	692	346
10.10	1949	974
11.10	1815	908
12.10	4252	2126
13.10	3226	1613
14.10	6603	3302
15.10	4851	2425
16.10	7622	3811
17.10	5588	2794
18.10	1590	795
19.10	1340	670
20.10	1108	554
21.10	4191	2096
22.10	237	119
23.10	840	420
24.10	2329	1164
25.10	1151	575
26.10	2285	1142
27.10	2902	1451
28.10	1372	686
29.10	7666	3833
30.10	9724	4862
31.10	2034	1017
Total	95268	47634

Daily Income [Euro]		Remuneration UIOSI [Euro]	
RO-RS	RS-RO	RO-RS	RS-RO
73864	21404	67729	16770
95268		84499	

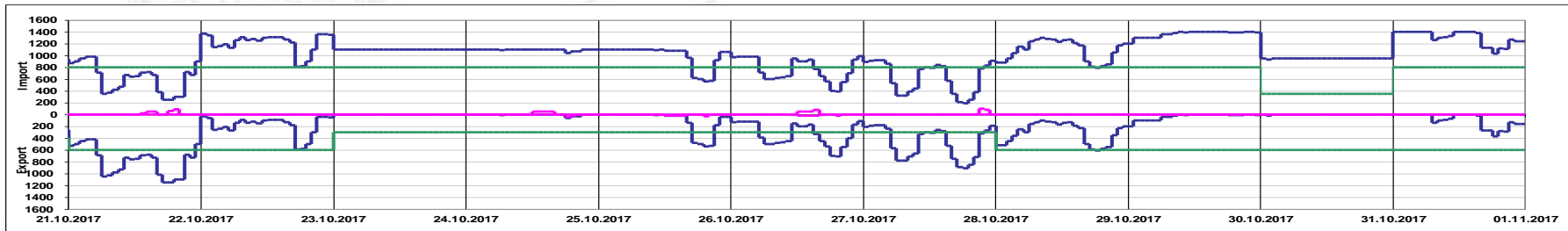
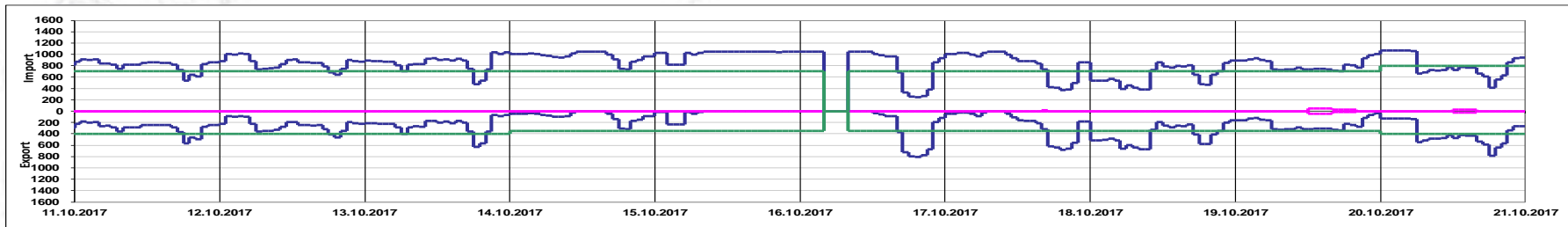
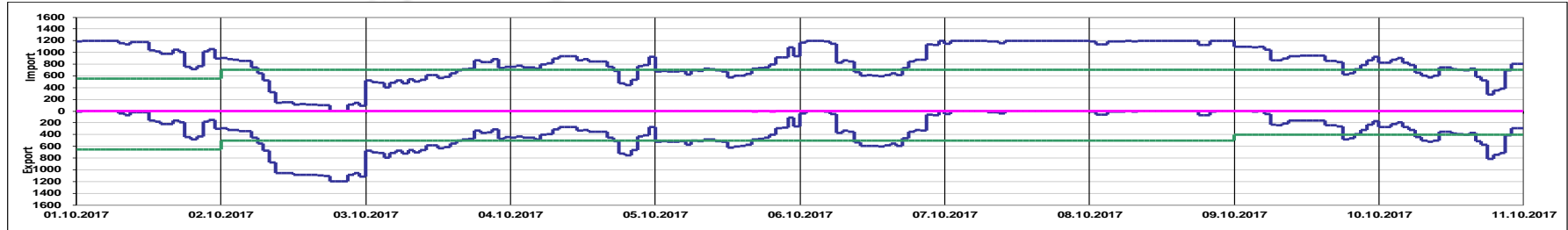
TSO Income (Z-R) [Euro]	RO TSO Income (Z-R) [Euro]
10768	5384



Transelectrica®
Societate Administrată în Sistem Dualist

Intraday Auctions on Romanian – Serbian border

Serbia October 2017



Offered Capacity on Intraday Auction Import (+) / Export (-) [MW]

Allocated Capacity on Intraday Auction Import (+) / Export (-) [MW]

Net Transfer Capacity (NTC) Import (+) / Export (-) [MW]

Note: Due to unavailability of Damas platform, intraday auction was canceled for 16.10.2017, session 2 (04:00 – 08:00 CET).

Market for Allocation of Cross-Border Capacities



Transelectrica®
Societate Administrată în Sistem Dualist

Intraday Auctions on Romanian – Serbian border

Auction Price [Euro/MWh] - Export

Day	1	2	3	4	5	6	7	8	9	10	11	12	13	14	15	16	17	18	19	20	21	22	23	24	25	Max
1	0.00	0.00	0.00	0.00	0.00	-	-	0.00	0.00	0.00	0.00	0.00	0.00	0.00	0.00	0.00	0.00	0.00	0.00	0.00	0.00	0.00	0.00	0.00	0.00	0.00
2	0.00	0.00	0.00	0.00	0.00	0.00	0.00	0.00	0.00	0.00	0.00	0.00	0.00	0.00	0.00	0.00	0.00	0.00	0.00	0.00	0.00	0.00	0.00	0.00	0.00	0.00
3	0.00	0.00	0.00	0.00	0.00	0.00	0.00	0.00	0.00	0.00	0.00	0.00	0.00	0.00	0.00	0.00	0.00	0.00	0.00	0.00	0.00	0.00	0.00	0.00	0.00	0.00
4	0.00	0.00	0.00	0.00	0.00	0.00	0.00	0.00	0.00	0.00	0.00	0.00	0.00	0.00	0.00	0.00	0.00	0.00	0.00	0.00	0.00	0.00	0.00	0.00	0.00	0.00
5	0.00	0.00	0.00	0.00	0.00	0.00	0.00	0.00	0.00	0.00	0.00	0.00	0.00	0.00	0.00	0.00	0.00	0.00	0.00	0.00	0.00	0.00	0.00	0.00	0.00	0.00
6	0.00	0.00	-	-	0.00	0.00	0.00	0.00	0.00	0.00	0.00	0.00	0.00	0.00	0.00	0.00	0.00	0.00	0.00	0.00	0.00	0.00	0.00	0.00	0.00	0.00
7	0.00	-	-	-	-	0.00	-	0.00	0.00	0.00	-	0.00	0.00	0.00	0.00	-	-	-	-	-	-	0.00	-	-	-	0.00
8	0.00	0.00	0.00	0.00	0.00	0.00	-	0.00	-	-	-	-	-	-	-	-	-	-	0.00	0.00	0.00	-	-	0.00	-	0.00
9	-	-	-	0.00	-	0.00	0.00	0.00	0.00	0.00	0.00	0.00	0.00	0.00	0.00	0.00	0.00	0.00	0.00	0.00	0.00	0.00	0.00	0.00	0.00	0.00
10	0.00	0.00	0.00	0.00	0.00	0.00	0.00	0.00	0.00	0.00	0.00	0.00	0.00	0.00	0.00	0.00	0.00	0.00	0.00	0.00	0.00	0.00	0.00	0.00	0.00	0.00
11	0.00	0.00	0.00	0.00	0.00	0.00	0.00	0.00	0.00	0.00	0.00	0.00	0.00	0.00	0.00	0.00	0.00	0.00	0.00	0.00	0.00	0.00	0.00	0.00	0.00	0.00
12	0.00	0.00	0.00	0.00	0.00	0.00	0.00	0.00	0.00	0.00	0.00	0.00	0.00	0.00	0.00	0.00	0.00	0.00	0.00	0.00	0.00	0.00	0.00	0.00	0.00	0.00
13	0.00	0.00	0.00	0.00	0.00	0.00	0.00	0.00	0.00	0.00	0.00	0.00	0.00	0.00	0.00	0.00	0.00	0.00	0.00	0.00	0.00	0.00	0.00	0.00	0.00	0.00
14	0.00	0.00	0.00	0.00	0.00	0.00	0.00	0.00	0.00	0.00	0.00	0.00	-	-	-	-	0.00	0.00	0.00	0.00	0.00	0.00	0.00	0.00	0.00	0.00
15	0.00	0.00	0.00	0.00	0.00	0.00	0.00	0.00	-	-	-	-	-	-	-	-	-	-	-	-	0.00	0.00	0.00	-	-	0.00
16	-	-	-	-	-	-	-	-	-	-	-	-	0.00	0.00	0.00	0.00	0.00	0.00	0.00	0.00	0.00	0.00	0.00	0.00	0.00	0.00
17	0.00	0.00	0.00	0.00	0.00	0.00	0.00	0.00	0.00	-	0.00	0.00	0.00	0.00	0.00	0.00	0.00	0.00	0.00	0.00	0.00	0.00	0.00	0.00	0.00	0.00
18	0.00	0.00	0.00	0.00	0.00	0.00	0.00	0.00	0.00	0.00	0.00	0.00	0.00	0.00	0.00	0.00	0.00	0.00	0.00	0.00	0.00	0.00	0.00	0.00	0.00	0.00
19	0.00	0.00	0.00	0.00	0.00	0.00	0.00	0.00	0.00	0.00	0.00	0.00	0.00	0.00	0.00	0.00	0.00	0.00	0.00	0.00	0.00	0.00	0.00	0.00	0.00	0.00
20	0.00	0.00	0.00	0.00	0.00	0.00	0.00	0.00	0.00	0.00	0.00	0.00	0.00	0.00	0.00	0.00	0.00	0.00	0.00	0.00	0.00	0.00	0.00	0.00	0.00	0.00
21	0.00	0.00	0.00	0.00	0.00	0.00	0.00	0.00	0.00	0.00	0.00	0.00	0.00	0.00	0.00	0.00	0.00	0.00	0.00	0.00	0.00	0.00	0.00	0.00	0.00	0.00
22	0.00	0.00	0.00	0.00	0.00	0.00	0.00	0.00	0.00	0.00	0.00	0.00	0.00	0.00	0.00	0.00	0.00	0.00	0.00	0.00	0.00	0.00	0.00	0.00	0.00	0.00
23	-	-	-	-	-	-	-	-	-	-	-	-	-	-	-	-	-	-	-	-	-	-	-	-	-	0.00
24	-	-	-	-	-	-	0.00	-	-	-	-	-	-	-	-	-	-	-	-	0.00	0.00	0.00	-	-	-	0.00
25	0.00	0.00	0.00	0.00	0.00	0.00	-	-	-	-	0.00	-	0.02	0.00	0.00	0.00	0.00	0.00	0.00	0.00	0.00	0.00	0.00	0.00	0.00	0.02
26	0.00	0.00	0.00	0.00	0.00	0.00	0.00	0.00	0.00	0.00	0.00	0.00	0.00	0.00	0.00	0.00	0.00	0.00	0.00	0.00	0.00	0.00	0.00	0.00	0.00	0.00
27	0.00	0.00	0.00	0.00	0.00	0.00	0.00	0.00	0.00	0.00	0.00	0.00	0.00	0.00	0.00	0.00	0.00	0.00	0.00	0.00	0.00	0.00	0.00	0.00	0.00	0.00
28	0.00	0.00	0.00	0.00	0.00	0.00	0.00	0.00	0.00	0.00	0.00	0.00	0.00	0.00	0.00	0.00	0.00	0.00	0.00	0.00	0.00	0.00	0.00	0.00	0.00	0.00
29	0.00	0.00	0.00	0.00	0.00	0.00	0.00	0.00	0.00	-	0.00	-	-	-	-	-	-	-	0.00	0.00	0.00	-	-	0.00	0.00	0.00
30	-	0.00	-	-	-	-	-	-	-	-	-	-	-	-	-	-	-	-	-	-	-	-	-	-	-	0.00
31	-	-	-	-	-	-	-	0.00	0.00	0.00	0.00	-	-	-	-	0.00	0.00	0.00	0.00	0.00	0.00	0.00	0.00	0.00	0.00	0.00

Serbia October 2017

Note: Due to unavailability of Damas platform, intraday auction was canceled for 16.10.2017, session 2 (04:00 – 08:00 CET).

Public



Transelectrica®
Societate Administrată în Sistem Dualist

Market for Allocation of Cross-Border Capacities

Intraday Auctions on Romanian – Serbian border

Auction Price [Euro/MWh] - Import

Day	1	2	3	4	5	6	7	8	9	10	11	12	13	14	15	16	17	18	19	20	21	22	23	24	25	Max
1	0.00	0.00	0.00	0.00	0.00	0.00	0.00	0.00	0.00	0.00	0.00	0.00	0.00	0.00	0.00	0.00	0.00	0.00	0.00	0.00	0.00	0.00	0.00	0.00	0.00	0.00
2	0.00	0.00	0.00	0.00	0.00	0.00	0.00	0.00	0.00	0.00	0.00	0.00	0.00	0.00	0.00	0.00	0.00	0.00	0.00	0.00	0.00	0.00	0.00	0.00	0.00	0.00
3	0.00	0.00	0.00	0.00	0.00	0.00	0.00	0.00	0.00	0.00	0.00	0.00	0.00	0.00	0.00	0.00	0.00	0.00	0.00	0.00	0.00	0.00	0.00	0.00	0.00	0.00
4	0.00	0.00	0.00	0.00	0.00	0.00	0.00	0.00	0.00	0.00	0.00	0.00	0.00	0.00	0.00	0.00	0.00	0.00	0.00	0.00	0.00	0.00	0.00	0.00	0.00	0.00
5	0.00	0.00	0.00	0.00	0.00	0.00	0.00	0.00	0.00	0.00	0.00	0.00	0.00	0.00	0.00	0.00	0.00	0.00	0.00	0.00	0.00	0.00	0.00	0.00	0.00	0.00
6	0.00	0.00	0.00	0.00	0.00	0.00	0.00	0.00	0.00	0.00	0.00	0.00	0.00	0.00	0.00	0.00	0.00	0.00	0.00	0.00	0.00	0.00	0.00	0.00	0.00	0.00
7	0.00	0.00	0.00	0.00	0.00	0.00	0.00	0.00	0.00	0.00	0.00	0.00	0.00	0.00	0.00	0.00	0.00	0.00	0.00	0.00	0.00	0.00	0.00	0.00	0.00	0.00
8	0.00	0.00	0.00	0.00	0.00	0.00	0.00	0.00	0.00	0.00	0.00	0.00	0.00	0.00	0.00	0.00	0.00	0.00	0.00	0.00	0.00	0.00	0.00	0.00	0.00	0.00
9	0.00	0.00	0.00	0.00	0.00	0.00	0.00	0.00	0.00	0.00	0.00	0.00	0.00	0.00	0.00	0.00	0.00	0.00	0.00	0.00	0.00	0.00	0.00	0.00	0.00	0.00
10	0.00	0.00	0.00	0.00	0.00	0.00	0.00	0.00	0.00	0.00	0.00	0.00	0.00	0.00	0.00	0.00	0.00	0.00	0.00	0.00	0.00	0.00	0.00	0.00	0.00	0.00
11	0.00	0.00	0.00	0.00	0.00	0.00	0.00	0.00	0.00	0.00	0.00	0.00	0.00	0.00	0.00	0.00	0.00	0.00	0.00	0.00	0.00	0.00	0.00	0.00	0.00	0.00
12	0.00	0.00	0.00	0.00	0.00	0.00	0.00	0.00	0.00	0.00	0.00	0.00	0.00	0.00	0.00	0.00	0.00	0.00	0.00	0.00	0.00	0.00	0.00	0.00	0.00	0.00
13	0.00	0.00	0.00	0.00	0.00	0.00	0.00	0.00	0.00	0.00	0.00	0.00	0.00	0.00	0.00	0.00	0.00	0.00	0.00	0.00	0.00	0.00	0.00	0.00	0.00	0.00
14	0.00	0.00	0.00	0.00	0.00	0.00	0.00	0.00	0.00	0.00	0.00	0.00	0.00	0.00	0.00	0.00	0.00	0.00	0.00	0.00	0.00	0.00	0.00	0.00	0.00	0.00
15	0.00	0.00	0.00	0.00	0.00	0.00	0.00	0.00	0.00	0.00	0.00	0.00	0.00	0.00	0.00	0.00	0.00	0.00	0.00	0.00	0.00	0.00	0.00	0.00	0.00	0.00
16	0.00	0.00	0.00	0.00	-	-	-	-	0.00	0.00	0.00	0.00	0.00	0.00	0.00	0.00	0.00	0.00	0.00	0.00	0.00	0.00	0.00	0.00	0.00	0.00
17	0.00	0.00	0.00	0.00	0.00	0.00	0.00	0.00	0.00	0.00	0.00	0.00	0.00	0.00	0.00	0.00	0.00	0.00	0.00	0.00	0.00	0.00	0.00	0.00	0.00	0.00
18	0.00	0.00	0.00	0.00	0.00	0.00	0.00	0.00	0.00	0.00	0.00	0.00	0.00	0.00	0.00	0.00	0.00	0.00	0.00	0.00	0.00	0.00	0.00	0.00	0.00	0.00
19	0.00	0.00	0.00	0.00	0.00	0.00	0.00	0.00	0.00	0.00	0.00	0.00	0.00	0.00	0.00	0.00	0.00	0.00	0.00	0.00	0.00	0.00	0.00	0.00	0.00	0.00
20	0.00	0.00	0.00	0.00	0.00	0.00	0.00	0.00	0.00	0.00	0.00	0.00	0.00	0.00	0.00	0.00	0.00	0.00	0.00	0.00	0.00	0.00	0.00	0.00	0.00	0.00
21	0.00	0.00	0.00	0.00	0.00	0.00	0.00	0.00	0.00	0.00	0.00	0.00	0.00	0.00	0.00	0.00	0.00	0.00	0.00	0.00	0.00	0.00	0.00	0.00	0.00	0.00
22	0.00	0.00	0.00	0.00	0.00	0.00	0.00	0.00	0.00	0.00	0.00	0.00	0.00	0.00	0.00	0.00	0.00	0.00	0.00	0.00	0.00	0.00	0.00	0.00	0.00	0.00
23	0.00	0.00	0.00	0.00	0.00	0.00	0.00	0.00	0.00	0.00	0.00	0.00	0.00	0.00	0.00	0.00	0.00	0.00	0.00	0.00	0.00	0.00	0.00	0.00	0.00	0.00
24	0.00	0.00	0.00	0.00	0.00	0.00	0.00	0.00	0.00	0.00	0.00	0.00	0.00	0.00	0.00	0.00	0.00	0.00	0.00	0.00	0.00	0.00	0.00	0.00	0.00	0.00
25	0.00	0.00	0.00	0.00	0.00	0.00	0.00	0.00	0.00	0.00	0.00	0.00	0.00	0.00	0.00	0.00	0.00	0.00	0.00	0.00	0.00	0.00	0.00	0.00	0.00	0.00
26	0.00	0.00	0.00	0.00	0.00	0.00	0.00	0.00	0.00	0.00	0.00	0.00	0.00	0.00	0.00	0.00	0.00	0.00	0.00	0.00	0.00	0.00	0.00	0.00	0.00	0.00
27	0.00	0.00	0.00	0.00	0.00	0.00	0.00	0.00	0.00	0.00	0.00	0.00	0.00	0.00	0.00	0.00	0.00	0.00	0.00	0.00	0.00	0.00	0.00	0.00	0.00	0.00
28	0.00	0.00	0.00	0.00	0.00	0.00	0.00	0.00	0.00	0.00	0.00	0.00	0.00	0.00	0.00	0.00	0.00	0.00	0.00	0.00	0.00	0.00	0.00	0.00	0.00	0.00
29	0.00	0.00	0.00	0.00	0.00	0.00	0.00	0.00	0.00	0.00	0.00	0.00	0.00	0.00	0.00	0.00	0.00	0.00	0.00	0.00	0.00	0.00	0.00	0.00	0.00	0.00
30	0.00	0.00	0.00	0.00	0.00	0.00	0.00	0.00	0.00	0.00	0.00	0.00	0.00	0.00	0.00	0.00	0.00	0.00	0.00	0.00	0.00	0.00	0.00	0.00	0.00	0.00
31	0.00	0.00	0.00	0.00	0.00	0.00	0.00	0.00	0.00	0.00	0.00	0.00	0.00	0.00	0.00	0.00	0.00	0.00	0.00	0.00	0.00	0.00	0.00	0.00	0.00	0.00

Serbia October 2017

Note: Due to unavailability of Damas platform, intraday auction was canceled for 16.10.2017, session 2 (04:00 – 08:00 CET).

Public



Transelectrica®
Societate Administrată în Sistem Dualist

Market for Allocation of Cross-Border Capacities

Statistics on Monthly Auction

October 2017		1	2	3	4	5	6	7	8	9	10	11	12	13	14	15	16	17	18	19	20	21	22	23	24	25	26	27	28	29	30	31
Hungary export	Number of Capacity Traders	20	20	20	20	20	20	20	20	20	20	20	20	20	20	20	20	20	20	20	20	20	20	20	20	20	20	20	20	20	20	
	Number of Capacity Holders	9	9	9	9	9	9	9	9	9	9	9	9	9	9	9	9	9	9	9	9	9	9	9	9	9	9	9	9	9	9	
	Number of Bids	115	115	115	115	115	115	115	115	115	115	115	115	115	115	115	115	115	115	115	115	115	115	115	115	115	115	115	115	115	115	
Hungary import	Number of Capacity Traders	14	14	14	14	14	14	14	14	14	14	14	14	14	14	14	14	14	14	14	14	14	14	14	14	14	14	14	14	14	14	
	Number of Capacity Holders	6	6	6	6	6	6	6	6	6	6	6	6	6	6	6	6	6	6	6	6	6	6	6	6	6	6	6	6	6	6	
	Number of Bids	78	78	78	78	78	78	78	78	78	78	78	78	78	78	78	78	78	78	78	78	78	78	78	78	78	78	78	78	78	78	
Bulgaria export	Number of Capacity Traders	17	17	17	17	17	17	17	17	17	17	17	17	17	17	17	17	17	17	17	17	17	17	17	17	17	17	17	17	17	17	
	Number of Capacity Holders	8	8	8	8	8	8	8	8	8	8	8	8	8	8	8	8	8	8	8	8	8	8	8	8	8	8	8	8	8	8	
	Number of Bids	69	69	69	69	69	69	69	69	69	69	69	69	69	69	69	69	69	69	69	69	69	69	69	69	69	69	69	69	69	69	
Bulgaria import	Number of Capacity Traders	15	15	15	15	15	15	15	15	15	15	15	15	15	15	15	15	15	15	15	15	15	15	15	15	15	15	15	15	15	15	
	Number of Capacity Holders	10	10	10	10	10	10	10	10	10	10	10	10	10	10	10	10	10	10	10	10	10	10	10	10	10	10	10	10	10	10	
	Number of Bids	70	70	70	70	70	70	70	70	70	70	70	70	70	70	70	70	70	70	70	70	70	70	70	70	70	70	70	70	70	70	
Serbia export	Number of Capacity Traders	13	14	14	14	14	14	14	14	14	14	14	14	14	14	14	14	14	14	14	14	14	14	14	14	14	14	14	14	14	14	
	Number of Capacity Holders	9	8	8	8	8	8	8	8	8	8	8	8	8	8	5	5	5	5	5	5	5	7	9	9	5	5	5	5	9	9	
	Number of Bids	48	50	50	50	50	50	50	50	48	48	48	48	48	49	49	49	49	49	49	49	49	47	47	48	48	48	48	49	49	49	
Serbia import	Number of Capacity Traders	7	7	7	7	7	7	7	7	7	7	7	7	7	7	7	7	7	7	7	7	7	7	7	7	7	7	7	7	7	7	
	Number of Capacity Holders	7	7	7	7	7	7	7	7	7	7	7	7	7	7	7	7	7	7	7	7	7	7	7	7	7	7	7	7	7	7	
	Number of Bids	17	17	17	17	17	17	17	17	17	17	17	17	17	17	17	17	17	17	17	17	17	17	17	17	17	17	17	17	17	17	
Ukraine export	Number of Capacity Traders	-	-	-	-	-	-	-	-	-	-	-	-	-	-	-	-	-	-	-	-	-	-	-	-	-	-	-	-	-		
	Number of Capacity Holders	-	-	-	-	-	-	-	-	-	-	-	-	-	-	-	-	-	-	-	-	-	-	-	-	-	-	-	-	-		
	Number of Bids	-	-	-	-	-	-	-	-	-	-	-	-	-	-	-	-	-	-	-	-	-	-	-	-	-	-	-	-	-	-	
Ukraine import	Number of Capacity Traders	-	8	8	8	8	8	8	8	8	8	8	8	8	8	8	7	7	7	7	7	7	7	7	7	7	7	7	7	7		
	Number of Capacity Holders	-	2	2	2	2	2	2	2	2	2	2	2	2	2	2	5	5	5	5	5	4	5	5	6	6	6	6	6	7		
	Number of Bids	-	17	17	17	17	17	17	17	17	17	17	17	17	17	17	21	21	21	21	21	20	17	17	17	17	17	17	17	17		
Moldavia import RO_Cioara	Number of Capacity Traders	-	-	-	-	-	-	-	-	-	-	-	-	-	-	-	-	-	-	-	-	-	-	-	-	-	-	-	-	-		
	Number of Capacity Holders	-	-	-	-	-	-	-	-	-	-	-	-	-	-	-	-	-	-	-	-	-	-	-	-	-	-	-	-	-		
	Number of Bids	-	-	-	-	-	-	-	-	-	-	-	-	-	-	-	-	-	-	-	-	-	-	-	-	-	-	-	-	-		
Moldavia import RO_Costesti	Number of Capacity Traders	-	-	-	-	-	-	-	-	-	-	-	-	-	-	-	-	-	-	-	-	-	-	-	-	-	-	-	-	-		
	Number of Capacity Holders	-	-	-	-	-	-	-	-	-	-	-	-	-	-	-	-	-	-	-	-	-	-	-	-	-	-	-	-	-		
	Number of Bids	-	-	-	-	-	-	-	-	-	-	-	-	-	-	-	-	-	-	-	-	-	-	-	-	-	-	-	-	-		
Moldavia import RO_Vulcanesti	Number of Capacity Traders	-	-	-	-	-	-	-	-	-	-	-	-	-	-	-	-	-	-	-	-	-	-	-	-	-	-	-	-	-		
	Number of Capacity Holders	-	-	-	-	-	-	-	-	-	-	-	-	-	-	-	-	-	-	-	-	-	-	-	-	-	-	-	-	-		
	Number of Bids	-	-	-	-	-	-	-	-	-	-	-	-	-	-	-	-	-	-	-	-	-	-	-	-	-	-	-	-	-		

October 2017	Maximum	Minimum
Number of Capacity Traders	20	7
Number of Capacity Holders	10	2
Number of Bids	115	17

Public

Market for Allocation of Cross-Border Capacities



Transelectrica®
Societate Administrată în Sistem Dualist

Statistics on Daily Auctions

October 2017		Daily Auctions																														
		1	2	3	4	5	6	7	8	9	10	11	12	13	14	15	16	17	18	19	20	21	22	23	24	25	26	27	28	29	30	31
Serbia Export	Maximum Number of Capacity Traders	5	4	7	7	8	8	11	3	3	7	8	8	9	9	7	7	8	7	8	8	7	5	4	8	7	9	8	9	6	7	7
	Maximum Number of Capacity Holders	4	4	7	5	6	6	5	3	3	4	6	5	5	5	5	5	6	4	4	5	6	4	3	2	6	7	6	8	5	4	4
	Maximum Number of Bids	12	12	17	16	18	16	30	11	14	21	23	23	25	27	17	13	15	20	20	22	25	18	7	11	13	17	17	18	14	14	9
Serbia Import	Maximum Number of Capacity Traders	4	6	9	8	8	9	7	4	6	9	8	8	8	8	5	6	8	9	8	8	8	6	4	7	9	8	9	8	5	4	8
	Maximum Number of Capacity Holders	4	6	8	8	8	9	7	4	6	9	8	7	7	8	5	6	7	8	8	8	7	5	4	7	7	8	9	8	5	4	6
	Maximum Number of Bids	21	23	30	29	31	28	22	18	20	27	25	28	27	24	18	24	30	25	27	27	30	19	15	22	30	27	31	25	25	17	26
Bulgaria Export	Maximum Number of Capacity Traders	6	5	9	9	12	11	11	9	6	8	8	7	11	9	8	8	11	10	9	10	8	7	7	13	14	10	10	10	7	9	11
	Maximum Number of Capacity Holders	5	5	7	7	9	7	7	8	5	8	7	7	10	7	7	6	9	9	8	9	7	7	6	7	10	10	8	9	6	7	9
	Maximum Number of Bids	16	12	18	17	22	23	24	18	14	17	17	16	20	19	20	19	19	21	20	21	19	18	16	26	24	21	21	21	16	17	18
Bulgaria Import	Maximum Number of Capacity Traders	7	6	8	9	9	10	8	5	8	12	12	13	12	12	7	10	12	13	13	13	14	10	8	9	12	13	14	11	6	8	13
	Maximum Number of Capacity Holders	7	6	7	8	8	8	8	5	7	8	7	9	10	8	7	8	9	10	10	11	10	7	7	7	8	10	10	8	6	8	9
	Maximum Number of Bids	17	15	18	20	22	22	18	13	22	33	29	29	29	25	17	24	32	34	34	33	34	23	21	24	26	33	33	32	14	19	27

Note: In the table are presented the daily maximum hourly values.

Market for Allocation of Cross-Border Capacities



Transelectrica®
Societate Administrată în Sistem Dualist

Statistics on Intraday Auctions

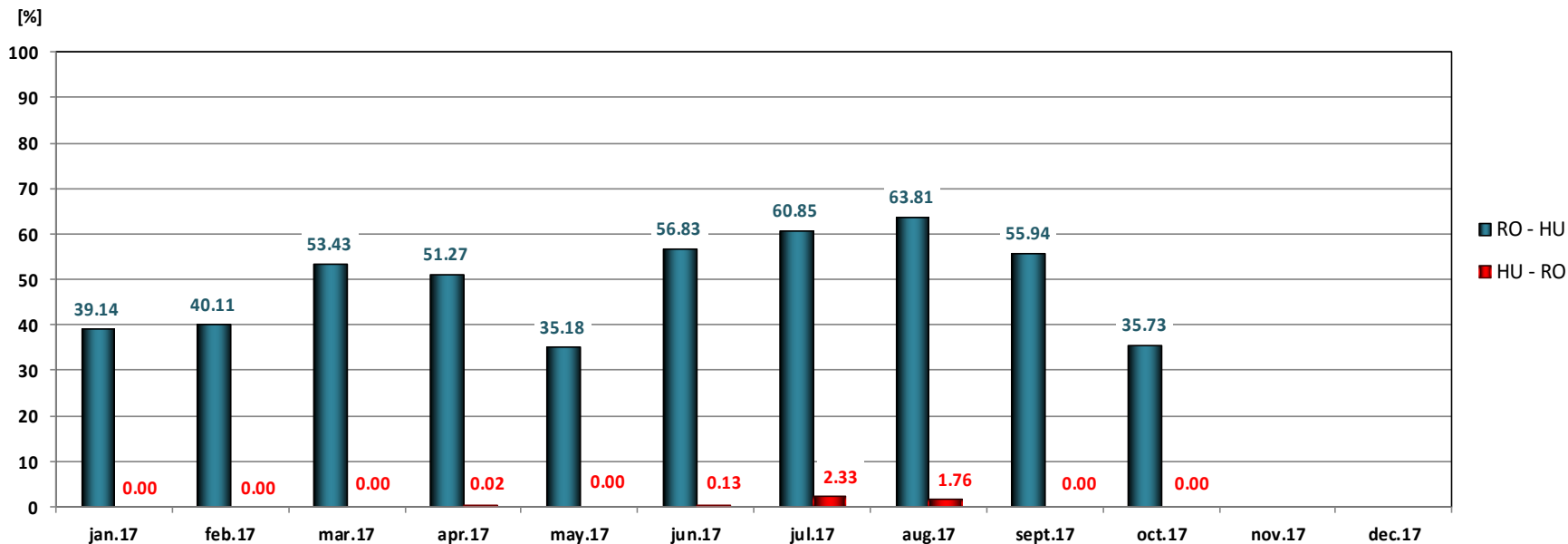
October 2017	Intraday Auctions	1	2	3	4	5	6	7	8	9	10	11	12	13	14	15	16	17	18	19	20	21	22	23	24	25	26	27	28	29	30	31
Hungary Export	Maximum Number of Capacity Traders	1	2	3	3	3	3	0	0	3	3	3	3	3	1	0	3	3	2	3	3	1	0	2	2	2	2	3	1	1	3	2
	Maximum Number of Capacity Holders	1	2	3	3	3	3	-	-	3	3	3	3	3	1	-	3	3	2	3	3	1	-	2	2	2	2	3	1	1	3	2
Hungary Import	Maximum Number of Capacity Traders	1	3	4	4	4	4	0	0	3	3	3	4	3	0	0	4	4	3	4	4	1	0	3	2	2	2	4	1	1	3	3
	Maximum Number of Capacity Holders	1	3	4	4	4	4	-	-	3	3	3	4	3	-	-	4	4	3	4	4	1	-	3	2	2	2	4	1	1	3	3
Serbia Export	Maximum Number of Capacity Traders	0	0	0	0	1	0	0	0	0	0	0	0	0	0	0	0	1	1	1	1	0	0	0	1	2	1	0	0	0	0	
	Maximum Number of Capacity Holders	-	-	-	-	1	-	-	-	-	-	-	-	-	-	-	-	1	1	1	1	-	-	-	1	2	1	-	-	-	-	-
Serbia Import	Maximum Number of Capacity Traders	0	0	0	0	0	0	0	0	0	0	0	0	0	0	0	0	1	0	1	1	2	0	0	1	0	1	1	0	0	0	
	Maximum Number of Capacity Holders	-	-	-	-	-	-	-	-	-	-	-	-	-	-	-	-	1	-	1	1	2	-	-	1	-	1	1	-	-	-	

Note: In the table are presented the daily maximum hourly values.

Long term Auction on Romanian – Hungarian border

Usage Level of Allocated Capacity

Usage Level of Yearly and Monthly Allocated Capacity on Romanian - Hungarian border



CET

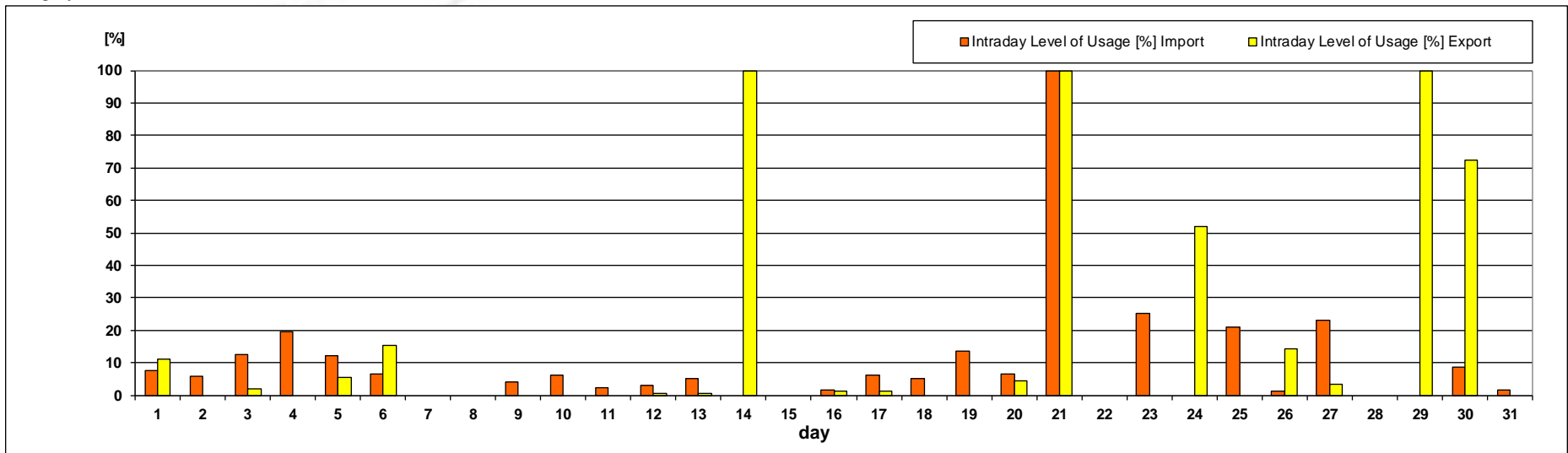
Usage level of yearly and monthly allocated capacity was calculated as ratio between nominated capacity and sum of allocated capacity at yearly and monthly auctions. From the beginning of the year, the average values (arithmetic) of usage level are: 49.23 % on export direction and 0.42 % on import direction.

Market for Allocation of Cross-Border Capacities



Intraday Auctions on Romanian – Hungarian border Usage Level of Intraday Allocated Capacity

Hungary October 2017



Intraday Level of Usage [%]

October 2017	1	2	3	4	5	6	7	8	9	10	11	12	13	14	15	16	17	18	19	20	21	22	23	24	25	26	27	28	29	30	31
Import	7.41	5.80	12.67	19.56	12.13	6.39	-	-	4.16	6.22	2.18	2.87	5.28	-	-	1.67	6.20	5.17	13.48	6.68	100.00	-	25.19	0.00	21.10	1.38	22.93	0.00	0.00	8.64	1.73
Export	11.24	0.00	2.02	0.00	5.33	15.43	-	-	0.00	0.00	0.00	0.64	0.66	100.00	-	1.35	1.06	0.00	0.00	4.34	100.00	-	0.00	52.08	0.00	14.22	3.36	0.00	100.00	72.40	0.00

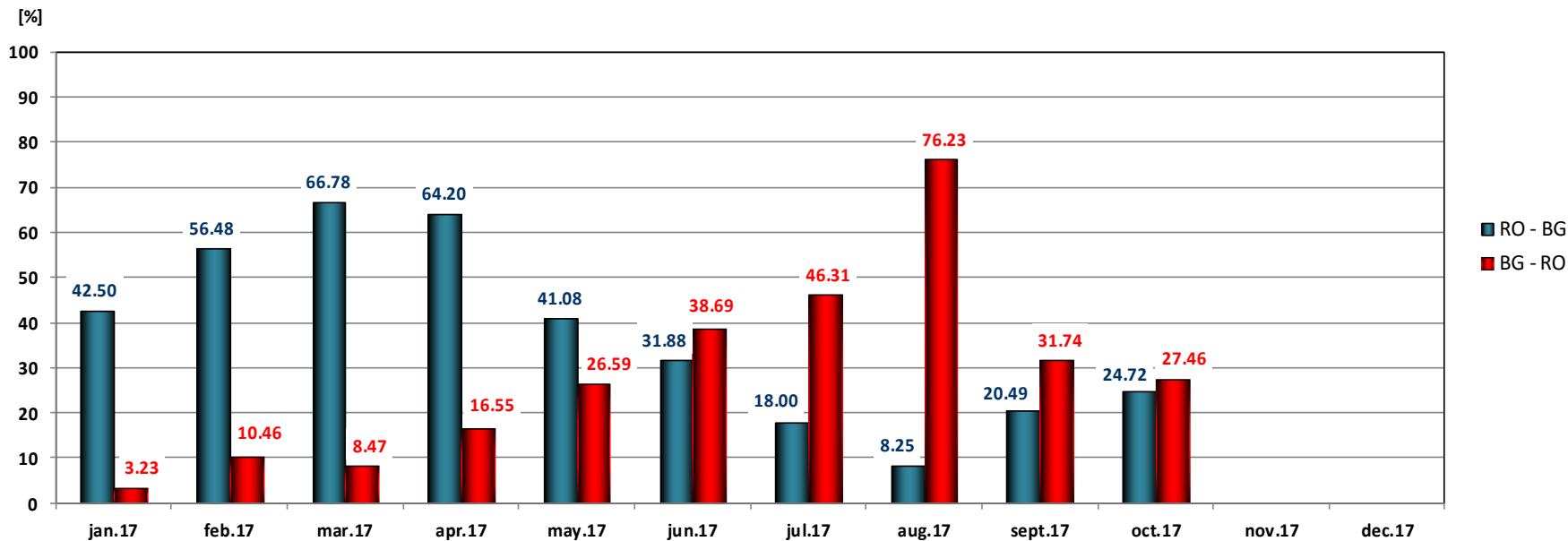
Level of usage of intraday allocated capacity, calculated at monthly level, as ratio between sum of nominated intraday capacities and sum of intraday allocated capacities, has the following values:

- Import 10.98 [%]
- Export 11.16 [%]

Long term Auction on Romanian – Bulgarian border

Usage Level of Allocated Capacity

Usage Level of Yearly and Monthly Allocated Capacity on Romanian - Bulgarian border

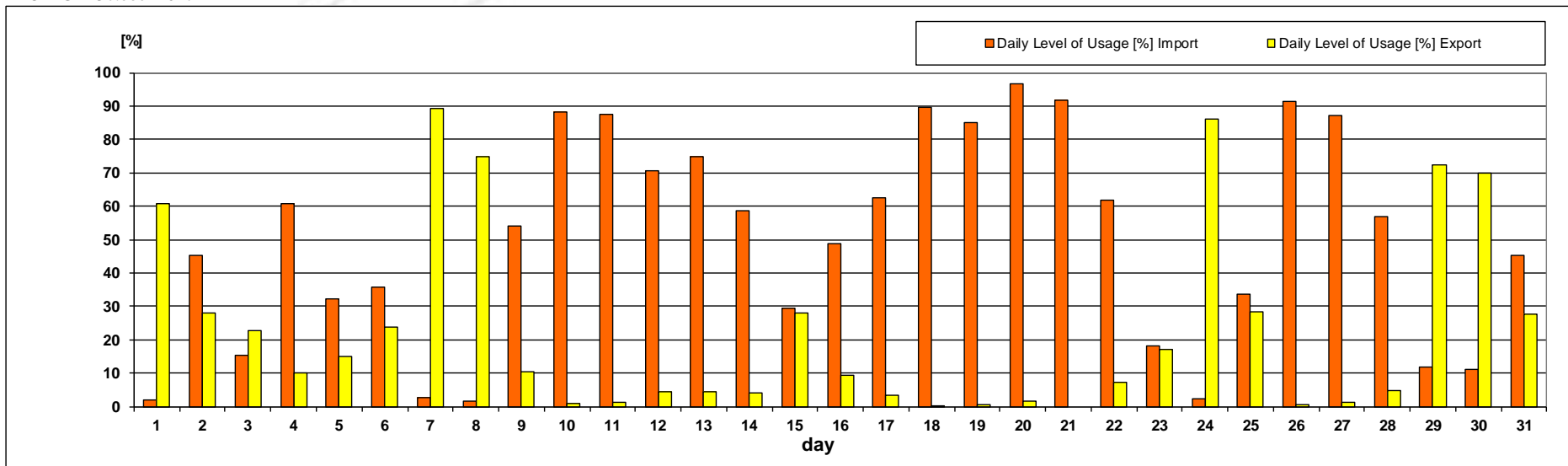


CET

Usage level of yearly and monthly allocated capacity was calculated as ratio between nominated capacity and sum of allocated capacity at yearly and monthly auctions. From the beginning of the year, the average values (arithmetic) of usage level are: 37.44 % on export direction and 28.57 % on import direction.

Daily Auctions on Romanian – Bulgarian border Usage Level of Daily Allocated Capacity

RO-BG October 2017



Daily Level of Usage [%]

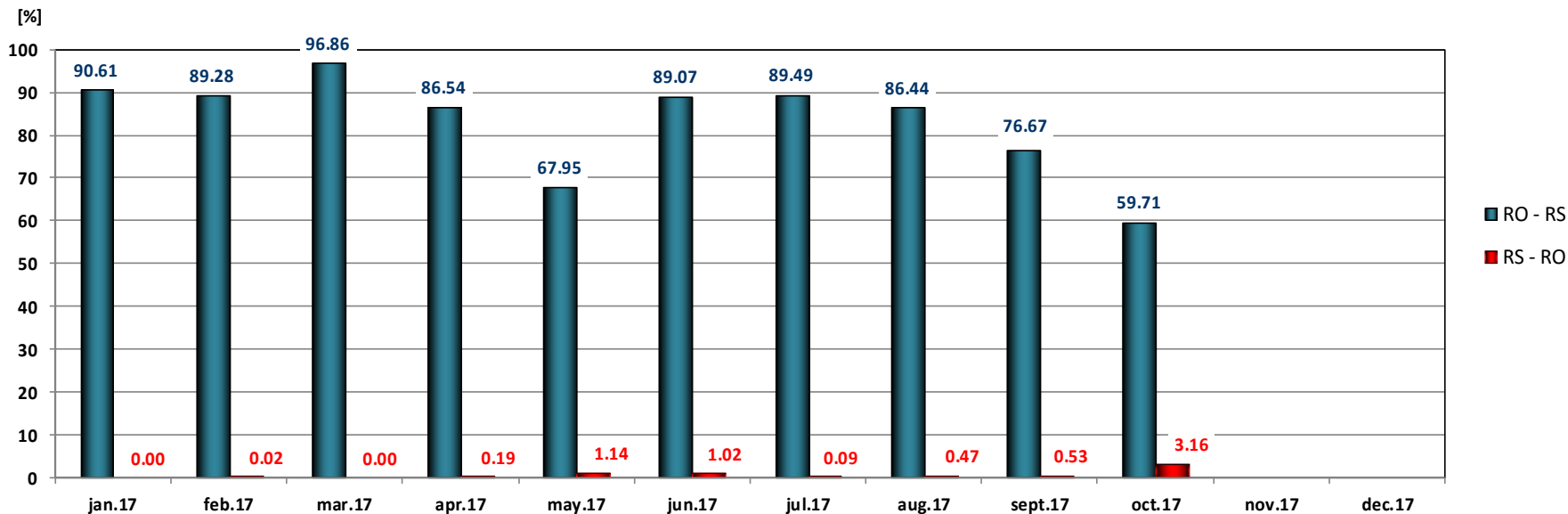
October 2017	1	2	3	4	5	6	7	8	9	10	11	12	13	14	15	16	17	18	19	20	21	22	23	24	25	26	27	28	29	30	31
Import	1.80	45.27	15.37	60.73	32.38	35.59	2.79	1.74	54.09	88.06	87.51	70.60	74.78	58.55	29.38	48.85	62.53	89.54	85.11	96.55	91.56	61.88	18.26	2.31	33.56	91.38	87.22	56.91	11.91	11.07	45.34
Export	60.82	27.93	22.69	10.08	15.11	23.86	89.36	74.80	10.43	0.75	1.12	4.34	4.38	3.98	28.16	9.24	3.34	0.22	0.61	1.53	0.00	7.39	17.01	86.22	28.34	0.55	1.13	4.76	72.51	69.88	27.62

Level of usage of daily allocated capacity, calculated at monthly level, as ratio between sum of nominated daily capacities and sum of daily allocated capacities, has the following values:

- Import 43.32 [%]
- Export 15.93 [%]

Long term Auction on Romanian – Serbian border Usage Level of Allocated Capacity

Usage Level of Yearly and Monthly Allocated Capacity on Romanian - Serbian border



CET

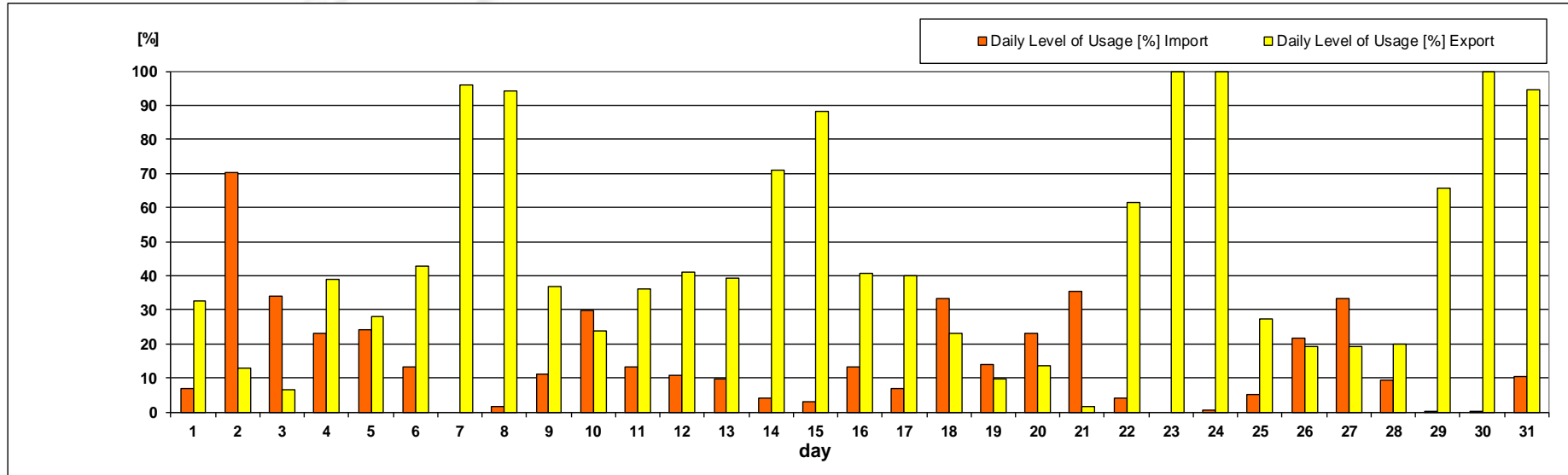
Usage level of yearly and monthly allocated capacity was calculated as ratio between nominated capacity and sum of allocated capacity at yearly and monthly auctions. From the beginning of the year, the average values (arithmetic) of usage level are: 83.26 % on export direction and 0.66 % on import direction.

Market for Allocation of Cross-Border Capacities



Daily Auctions on Romanian – Serbian border Usage Level of Daily Allocated Capacity

Serbia October 2017



Daily Level of Usage [%]

October 2017	1	2	3	4	5	6	7	8	9	10	11	12	13	14	15	16	17	18	19	20	21	22	23	24	25	26	27	28	29	30	31
Import	7.01	70.18	33.87	23.03	23.94	13.10	0.00	1.41	11.13	29.82	13.28	10.59	9.84	3.96	2.91	13.09	6.81	33.39	13.78	22.91	35.32	3.99	0.00	0.59	4.98	21.68	33.31	9.32	0.33	0.09	10.41
Export	32.52	12.79	6.59	38.86	28.15	42.89	95.98	94.18	36.87	23.74	36.25	41.17	39.33	70.79	88.23	40.72	39.91	23.03	9.58	13.72	1.61	61.31	100.00	100.00	27.45	19.32	19.16	19.73	65.78	100.00	94.38

Level of usage of daily allocated capacity, calculated at monthly level, as ratio between sum of nominated daily capacities and sum of daily allocated capacities, has the following values:

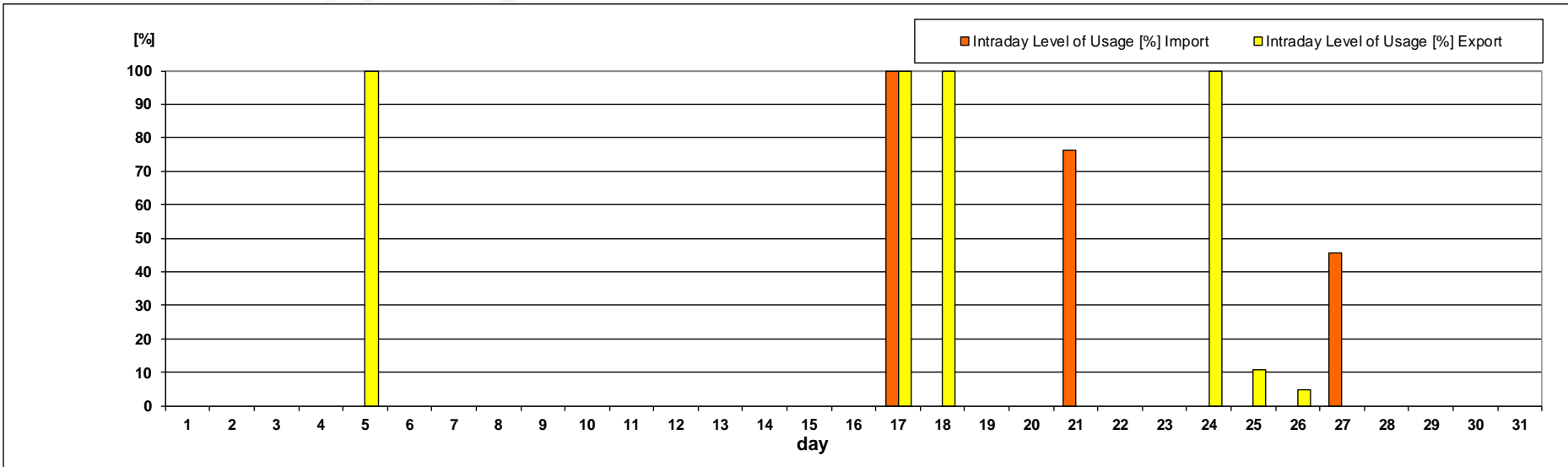
- Import 14.87 [%]
- Export 34.16 [%]

Market for Allocation of Cross-Border Capacities



Intraday Auctions on Romanian – Serbian border Usage Level of Intraday Allocated Capacity

Serbia October 2017



Intraday Level of Usage [%]

October 2017	1	2	3	4	5	6	7	8	9	10	11	12	13	14	15	16	17	18	19	20	21	22	23	24	25	26	27	28	29	30	31
Import	-	-	-	-	-	-	-	-	-	-	-	-	-	-	-	-	100.00	-	0.00	0.00	76.28	-	-	0.00	-	0.00	45.56	-	-	-	-
Export	-	-	-	-	100.00	-	-	-	-	-	-	-	-	-	-	-	100.00	100.00	0.00	0.00	-	-	-	100.00	10.64	4.90	-	-	-	-	-

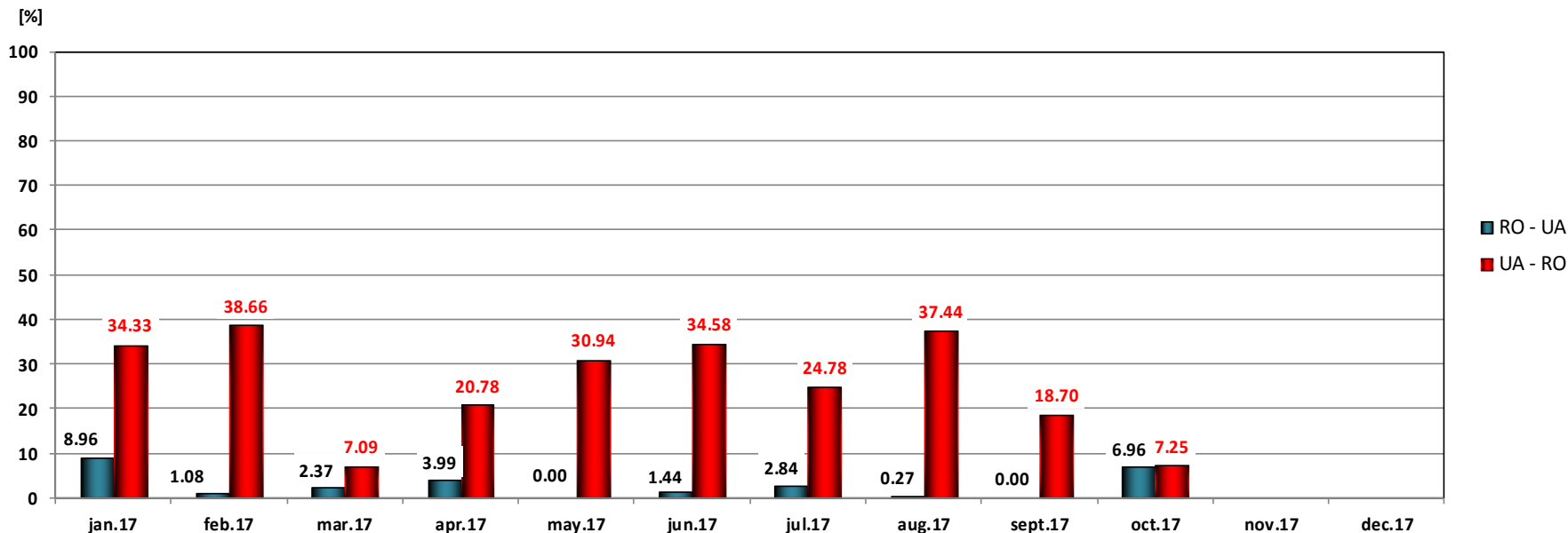
Level of usage of intraday allocated capacity, calculated at monthly level, as ratio between sum of nominated intraday capacities and sum of intraday allocated capacities, has the following values:

- Import 22.80 [%]
- Export 15.43 [%]

Long term Auction on Romanian – Ukrainian border

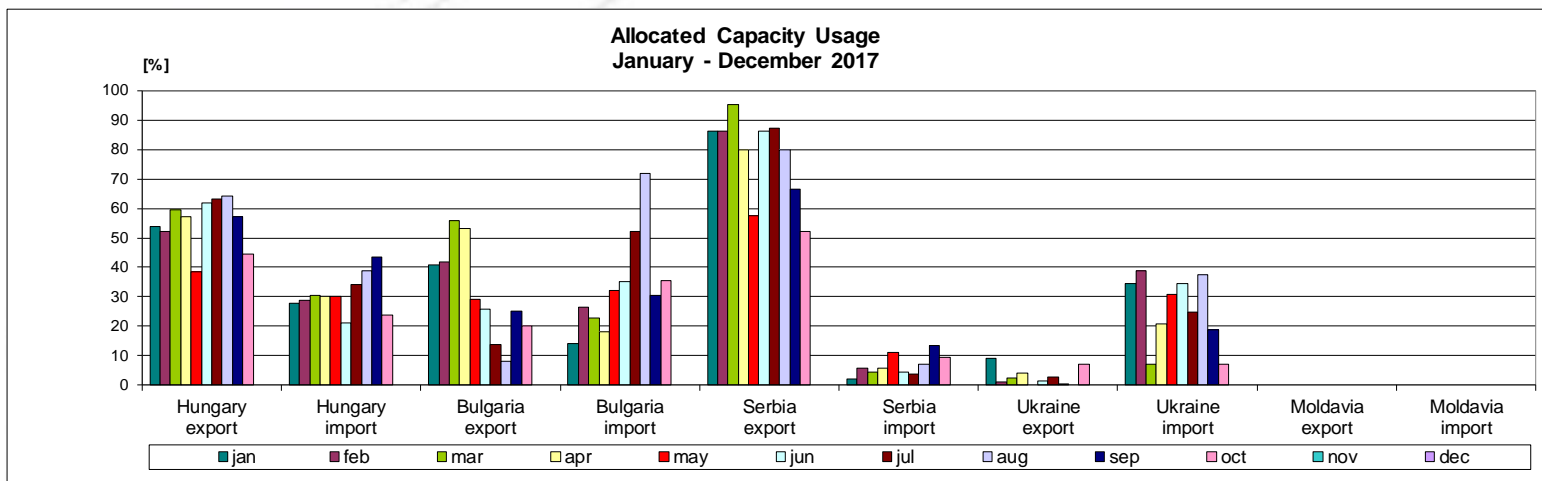
Usage Level of Allocated Capacity

Usage Level of Yearly and Monthly Allocated Capacity on Romanian - Ukrainian border



CET

Usage level of yearly and monthly allocated capacity was calculated as ratio between nominated capacity and sum of allocated capacity at yearly and monthly auctions. From the beginning of the year, the average values (arithmetic) of usage level are: 4.14 % on export direction and 26.69 % on import direction.



[%]	Hungary export	Hungary import	Bulgaria export	Bulgaria import	Serbia export	Serbia import	Ukraine export	Ukraine import	Moldavia export	Moldavia import
jan	54.00	27.90	40.92	14.26	86.37	2.06	8.96	34.33	-	-
feb	52.10	28.88	41.96	26.52	86.13	5.71	1.08	38.66	-	-
mar	59.59	30.37	55.74	22.71	95.28	4.56	2.37	7.09	-	-
apr	57.19	30.24	53.10	18.01	79.88	5.91	3.99	20.78	-	-
may	38.37	30.22	29.29	32.12	57.44	11.13	0.00	30.94	-	-
jun	61.76	21.02	25.92	35.16	86.38	4.31	1.44	34.58	-	-
jul	63.06	34.20	13.63	52.20	87.06	3.64	2.84	24.78	-	-
aug	64.26	38.71	8.16	71.76	79.92	7.08	0.27	37.44	-	-
sep	57.13	43.43	25.07	30.54	66.52	13.45	0.00	18.70	-	-
oct	44.45	23.81	19.96	35.53	52.03	9.55	6.96	7.25	-	-
nov										
dec										
average	55.19	30.88	31.38	33.88	77.70	6.74	2.79	25.46	-	-

Type B

The allocated capacity level of usage on one border and direction represents the percentage ratio between the energy associated with the commercial transactions, nominated during a month, and the energy associated with the allocated capacity by the Romanian and by the neighbouring side, to all participants who have or not counterparties on the other side of the border.

In October 2017, the highest level of usage on export direction was obtained on Serbian border and the highest level of usage on import direction was obtained on Bulgarian border.

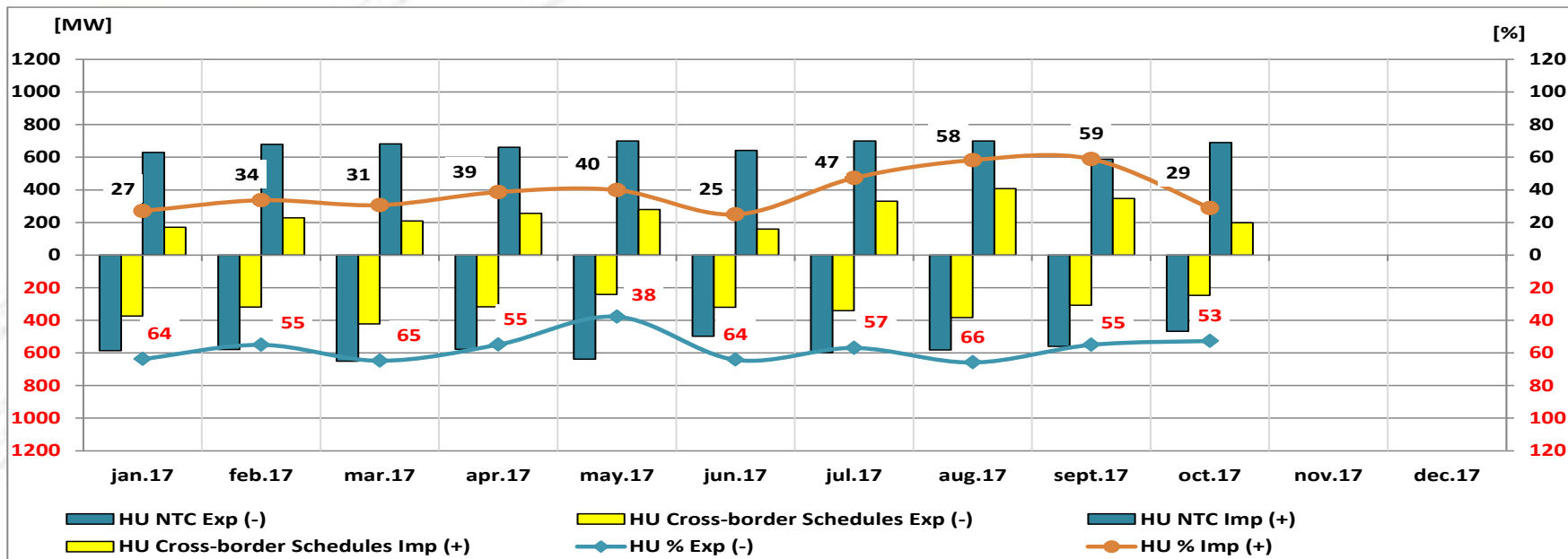


Transelectrica®
Societate Administrată în Sistem Dualist

Market for Allocation of Cross-Border Capacities

Usage Level of NTC on Romanian – Hungarian border

CET



Hungary (monthly averages values, MW)	jan.17	feb.17	mar.17	apr.17	may.17	jun.17	jul.17	aug.17	sept.17	oct.17	nov.17	dec.17
HU NTC Exp (-)	-585	-579	-651	-578	-639	-498	-598	-582	-560	-468		
HU Cross-border Schedules Exp (-)	-373	-319	-422	-318	-242	-320	-341	-384	-308	-247		
HU NTC Imp (+)	629	679	682	662	700	642	700	700	588	690		
HU Cross-border Schedules Imp (+)	170	229	209	256	279	160	331	408	347	199		

The level of usage was calculated as ratio between total cross-border schedules (capacity nominated on long and short term) and NTC. From the beginning of the year, the average values (arithmetic) of usage level are: 57.12 % on export direction and 38.8 % on import direction.

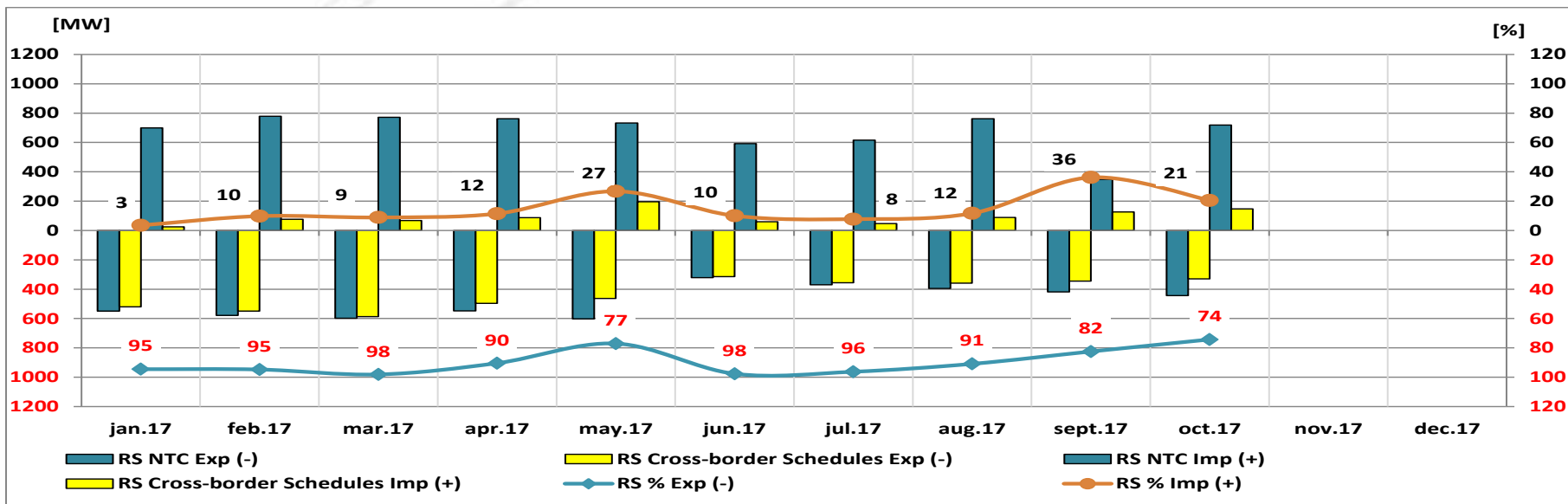


Transelectrica®
Societate Administrată în Sistem Dualist

Market for Allocation of Cross-Border Capacities

Usage Level of NTC on Romanian – Serbian border

CET



Serbia (monthly averages values, MW)	jan.17	feb.17	mar.17	apr.17	may.17	jun.17	jul.17	aug.17	sept.17	oct.17	nov.17	dec.17
RS NTC Exp (-)	-550	-579	-598	-548	-602	-322	-369	-395	-418	-444		
RS Cross-border Schedules Exp (-)	-520	-549	-586	-496	-464	-314	-356	-359	-345	-330		
RS NTC Imp (+)	700	779	772	762	732	592	616	761	348	719		
RS Cross-border Schedules Imp (+)	24	76	69	88	196	59	48	89	126	148		

The level of usage was calculated as ratio between total cross-border schedules (capacity nominated on long and short term) and NTC. From the beginning of the year, the average values (arithmetic) of usage level are: 89.65 % on export direction and 14.67 % on import direction.

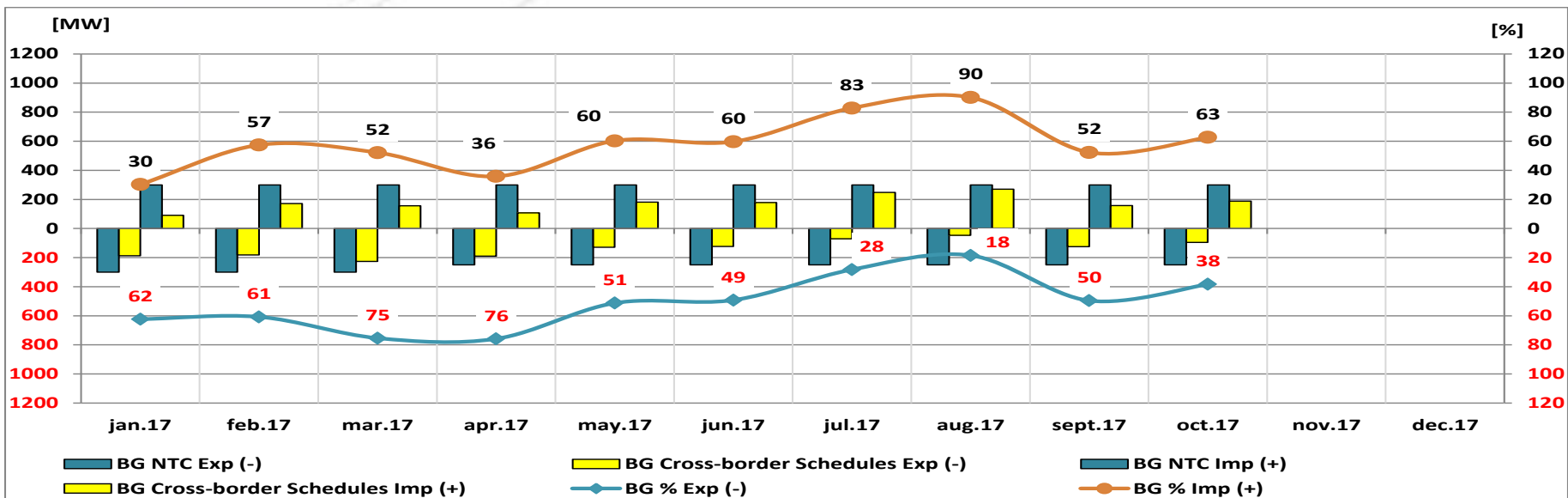


Transelectrica®
Societate Administrată în Sistem Dualist

Market for Allocation of Cross-Border Capacities

Usage Level of NTC on Romanian – Bulgarian border

CET



Bulgaria (monthly averages values, MW)	jan.17	feb.17	mar.17	apr.17	may.17	jun.17	jul.17	aug.17	sept.17	oct.17	nov.17	dec.17
BG NTC Exp (-)	-300	-300	-300	-250	-250	-250	-250	-250	-250	-250		
BG Cross-border Schedules Exp (-)	-187	-182	-226	-190	-128	-123	-71	-46	-124	-96		
BG NTC Imp (+)	300	300	300	300	300	300	300	300	300	300		
BG Cross-border Schedules Imp (+)	91	172	157	108	181	179	248	270	157	188		

The level of usage was calculated as ratio between total cross-border schedules (capacity nominated on long and short term) and NTC.
From the beginning of the year, the average values (arithmetic) of usage level are: 50.92 % on export direction and 58.38 % on import direction.

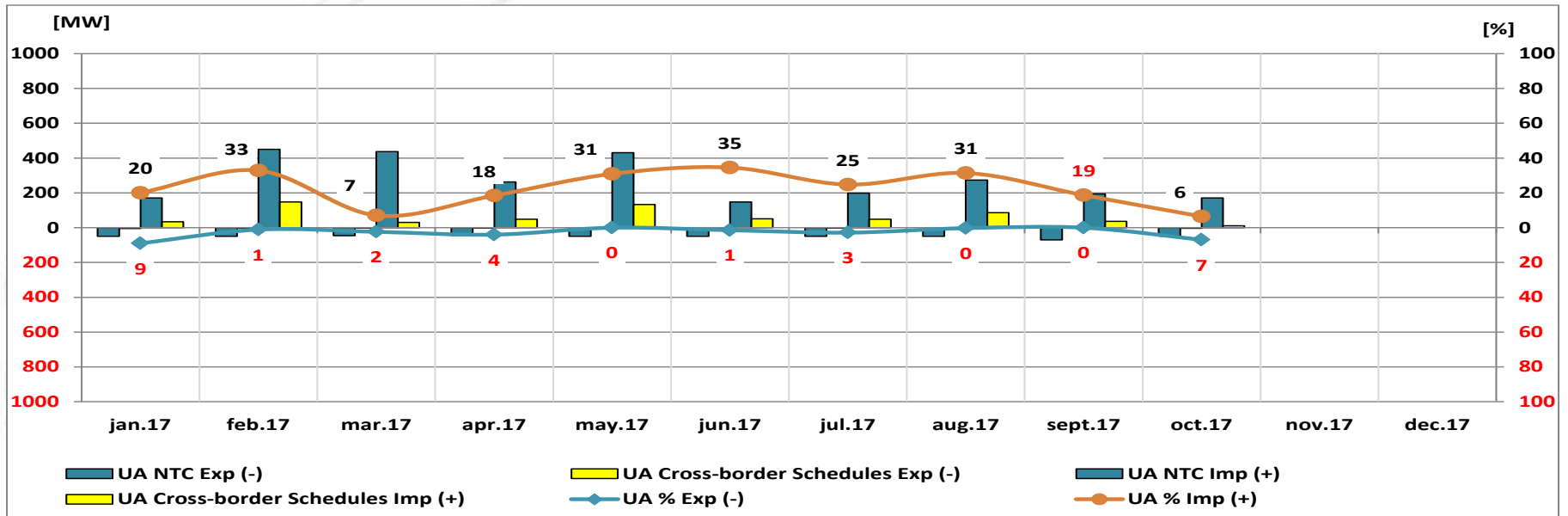


Transelectrica®
Societate Administrată în Sistem Dualist

Market for Allocation of Cross-Border Capacities

Usage Level of NTC on Romanian – Ukrainian border

CET



Ukraine (monthly averages values, MW)	jan.17	feb.17	mar.17	apr.17	may.17	jun.17	jul.17	aug.17	sept.17	oct.17	nov.17	dec.17
UA NTC Exp (-)	-50	-50	-45	-45	-50	-50	-50	-50	-70	-48		
UA Cross-border Schedules Exp (-)	-4	-1	-1	-2	0	-1	-1	0	0	-3		
UA NTC Imp (+)	171	450	438	263	431	148	198	274	193	171		
UA Cross-border Schedules Imp (+)	34	148	31	49	133	51	49	86	36	11		

The level of usage was calculated as ratio between total cross-border schedules (capacity nominated on long and short term) and NTC. From the beginning of the year, the average values (arithmetic) of usage level are: 2.79 % on export direction and 22.54 % on import direction.



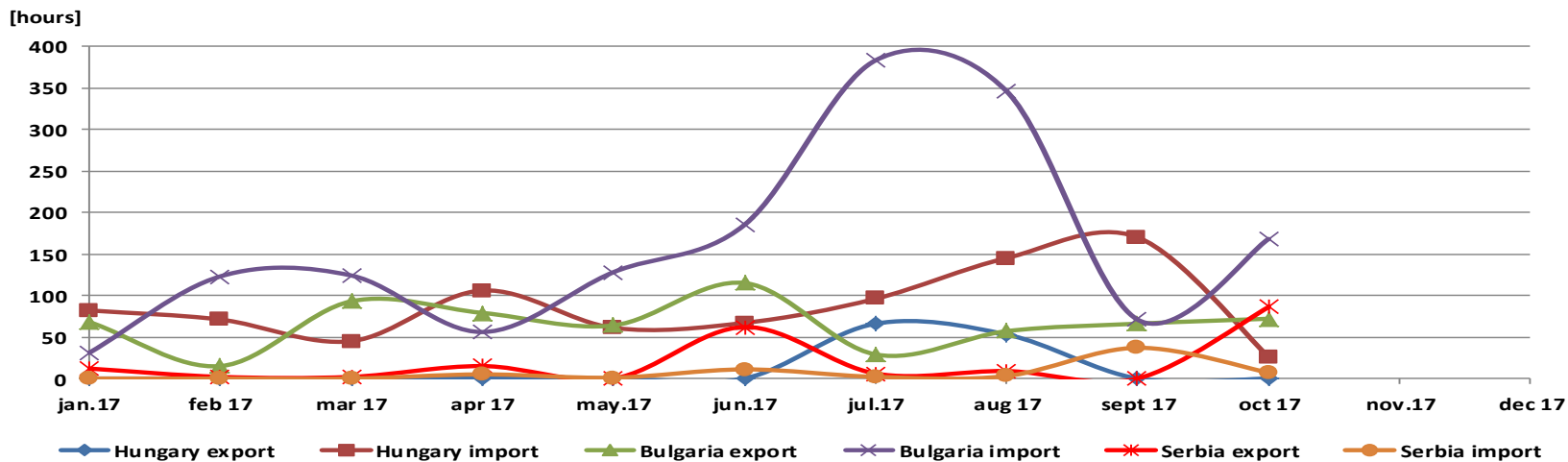
Transelectrica®
Societate Administrată în Sistem Dualist

Market for Allocation of Cross-Border Capacities

Maximization of NTC Usage

CET

Number of hours in which the sum of nominated cross-border schedules is higher than NTC



Number of hours	jan.17	feb 17	mar 17	apr 17	may.17	jun.17	jul.17	aug 17	sept 17	oct 17	nov.17	dec 17
Hungary export	0	0	0	1	0	0	66	53	0	0		
Hungary import	82	71	45	106	61	67	96	145	170	26		
Bulgaria export	68	15	93	79	64	115	29	57	66	72		
Bulgaria import	31	123	124	56	128	185	383	346	71	168		
Serbia export	12	2	2	15	0	62	6	9	0	86		
Serbia import	0	0	0	5	1	11	2	3	37	7		

By making efficient use of the interconnection (applying “netting” principle in daily and intra-day offered capacity calculation) there are some hours in which sum of nominated cross-border schedules is higher than the NTC.

Market for Allocation of Cross-Border Capacities



Synthesis (C1, C3, HHI) on type of auction and total values

October 2017

Border	Auction												Total		
	Yearly			Monthly			Daily			Intraday					
	C1 [%]	C3 [%]	HHI	C1 [%]	C3 [%]	HHI	C1 [%]	C3 [%]	HHI	C1 [%]	C3 [%]	HHI	C1 [%]	C3 [%]	HHI
Hungary import	22.06	55.59	1490	26.80	76.80	2207	-	-	-	32.47	83.36	2671	18.14	45.74	1093
Hungary export	30.86	55.71	1498	39.81	68.72	2237	-	-	-	37.52	98.05	3295	25.20	47.24	1114
Bulgaria import	43.00	92.00	3564	26.88	55.63	1487	38.81	71.36	2284	-	-	-	31.84	61.47	1679
Bulgaria export	41.00	76.00	2472	41.67	75.83	2342	41.97	79.45	2781	-	-	-	33.36	64.30	1738
Serbia import	46.67	93.33	3844	53.08	90.21	3841	32.75	77.04	2202	47.83	93.57	3935	36.26	67.04	2005
Serbia export	39.50	70.00	2273	26.83	56.90	1594	30.64	73.45	2216	66.81	97.82	5259	19.85	47.89	1155
Ukraine import	50.00	100.00	4808	37.50	83.07	2736	-	-	-	-	-	-	40.83	78.91	2540
Ukraine export	48.00	100.00	3728	-	-	-	-	-	-	-	-	-	48.00	100.00	3728
Moldavia import	-	-	-	-	-	-	-	-	-	-	-	-	-	-	-

Note:

- Starting with 20.11.2014, on Hungarian border the implicit daily allocation is done through the market coupling mechanism of CZ-SK-HU day-ahead electricity markets.
- Starting with 01.01.2015, intraday auctions are no longer organized on the Bulgarian border, since the Bulgarian market rules do not allow intraday cross-border exchanges.



Transelectrica®
Societate Administrată în Sistem Dualist

Email: Monitorizare.Piata@transelectrica.ro

Fax: 021 3035630