

MARKET MONITORING REPORT

Market for Allocation of Cross-Border Capacities

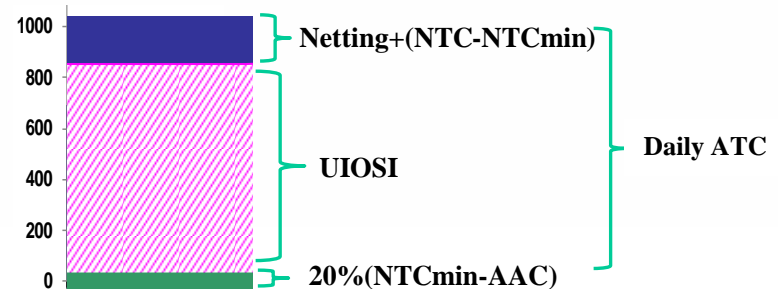
December 2017

ANRE - Romanian Energy Regulatory Authority
HHI - Herfindahl-Hirschman Index
BRP - Balance Responsible Party
BM - Balancing Market
DAM - Day Ahead Market
TSO - Transmission System Operator
DU – Dispatchable Unit
PN – Physical Notification
NDC - National Dispatching Center
C1 – The market share of the largest market participant
C3 – Total market share of top 3 market participants
NPS – Minimum number of residual generators
TTC – Total Transfer Capacity
NTC – Net Transfer Capacity
ATC – Available Transfer Capacity

According to the Commercial Code, Transelectrica, the Romanian Transmission System Operator, operates and monitors the activity of 3 types of markets: Balancing Market, Ancillary Services Market and Market for Allocation of Cross-Border Capacities.

Using the records from the markets data bases, Transelectrica prepares daily, weekly and monthly monitoring reports. A part of the data included in these reports (those data which are not confidential) is published on the website **www.transelectrica.ro**

- According to the agreements between Transelectrica and neighbors for year 2017 :
 - ✓ on the Bulgarian border, the bilateral coordinated allocation is done for 100% of total capacity by Transelectrica for long term auctions and by ESO EAD for daily auctions. The “netting” principle is applied to daily allocation. Starting with 01.01.2015, intraday auctions are no longer organized on the Bulgarian border, since the Bulgarian market rules are not allowing intraday cross-border exchanges, modifications of the notified schedules after 15:30 (CET) in D-1 for day D are prohibited.
 - ✓ on the Hungarian border, the bilateral coordinated allocation, is done for 100% of total capacity by MAVIR for long term auctions (based on Allocation Rules for Forward Capacity Allocation (HAR) and border specific Annex) and by Transelectrica for intra-day auctions. Implicit daily allocations are held since the CZ-SK-HU-RO day-ahead market coupling. In the event of decoupling, MAVIR is in charge with the explicit daily auctions (shadow auctions) for RO-HU border. The “netting” is applied to daily and intra-day allocation.
 - ✓ on the Serbian border, the bilateral coordinated allocation, is done for 100% of total capacity by EMS (Serbia) for daily auctions and by Transelectrica for long term daily and intra-day auctions. The “netting” is applied to daily and intra-day allocation. Starting with 01.01.2017 it was introduced UIOSI („ use it or sell it”) principle.
 - ✓ due to consultation with interconnection partners and regulators and taking into account auction participant opinions, on the Hungarian and Bulgarian borders it was agreed:
 - ✓ reservation of a percentage of interconnection capacity for short term auction, offered capacity being calculated as 80% of the minimum of available capacities of all periods of the month;
 - ✓ introduction of UIOSI („ use it or sell it”) principle.



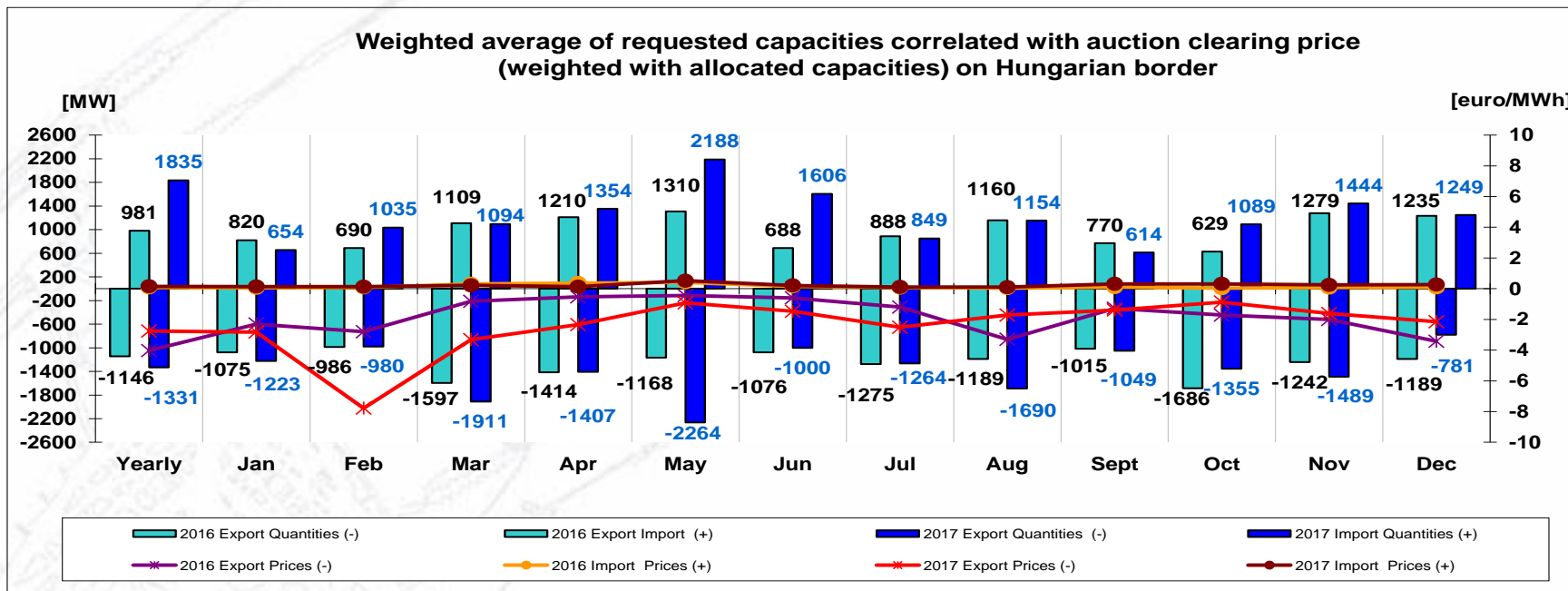
- Transelectrica's auctions are held on Damas platform, with euro currency trading.
- Long term auction results on the Hungarian border and daily auction results on the Bulgarian and Serbian borders (auction prices, allocated capacities) are provided by the respective TSO's.
- The intra-day allocation is done in six auction sessions for time intervals: 00:00-04:00, 04:00-08:00, 08:00-12:00, 12:00-16:00, 16:00-20:00, 20:00-00:00 CET.
- Usage of allocated capacity on Ukrainian and Moldavian border is restricted by Ukrainian TSO agreement and respectively by the approval of the distribution operator of the passive consumption islands.
- In December, auctions were held as:
 - import/export Hungary*: 01 – 31.12.2017;
 - import/export Bulgaria*: 01 – 31.12.2017;
 - import Serbia: 01 – 17.12.2017; 18 – 19.12.2017; 20 – 31.12.2017;
 - export Serbia: 01 – 10.12.2017; 11 – 15.12.2017; 16 – 31.12.2017;
 - import Ukraine: 01 – 03.12.2017; 09 – 31.12.2017.
- In December there were no auctions held on Moldavian border. On export direction to Ukraine (during the period 01 – 31.12.2018) and on import direction from Ukraine (during the period 04 - 08.12.2017), ATC was zero at monthly auction due to full allocation of capacity at yearly auction.
- Due to lack of request from participants, there was capacity not allocated at monthly auction as it follows:
 - on import direction from Serbia:
 - 165 MW during the periods 01 – 17.12.2017 and 20 – 31.12.2017;
 - 265 MW during the period 18 – 19.12.2017.

* according to the allocation rules, monthly offered capacity was calculated taking into account the minimum of NTC's monthly value.

Monthly auction Results of 01 – 31 December 2017

	Prices [euro/MWh]	Capacities [MW]								
	Results	TTC	NTC	ATC	AAC	Reserved	Offered	Requested	Allocated	Final Rights*
Hungary export										
01 - 10 December 2017	2.15	700	600	250	350	0	80	781	80	430
11 - 15 December 2017	2.15	550	450	100	350	0	80	781	80	430
16 - 31 December 2017	2.15	700	600	250	350	0	80	781	80	430
Hungary import										
01 - 31 December 2017	0.27	800	700	351	349	0	280	1249	278	627
Bulgaria export										
01 - 31 December 2017	0.48	350	250	150	100	-	120	479	120	220
Bulgaria import										
01 - 31 December 2017	6.21	400	300	200	100	-	160	454	160	260
Serbia export										
01 - 10 December 2017	1.67	650	550	350	200	-	350	783	350	550
11 - 15 December 2017	2.37	450	350	150	200	-	150	567	150	350
16 - 31 December 2017	1.62	650	550	350	200	-	350	783	350	550
Serbia import										
01 - 17 December 2017	0.00	800	700	550	150	-	550	385	385	535
18 - 19 December 2017	0.00	900	800	650	150	-	650	385	385	535
20 - 31 December 2017	0.00	800	700	550	150	-	550	385	385	535
Ukraine export										
01 - 31 December 2017	-	150	50	0	50	-	0	-	-	50
Ukraine import										
01 - 03 December 2017	0.55	200	100	50	50	-	50	70	50	100
04 - 08 December 2017	-	150	50	0	50	-	0	-	-	50
09 - 31 December 2017	0.55	200	100	50	50	-	50	75	50	100
Moldavia export										
01 - 31 December 2017	-	-	-	-	-	-	-	-	-	-
Moldavia import										
01 - 31 December 2017	-	-	-	-	-	-	-	-	-	-
RO_Vulcanesti	-	-	-	-	-	-	-	-	-	-
01 - 31 December 2017	-	-	-	-	-	-	-	-	-	-
RO_Costesti	-	-	-	-	-	-	-	-	-	-
01 - 31 December 2017	-	-	-	-	-	-	-	-	-	-
RO_Cioara	-	-	-	-	-	-	-	-	-	-

* final rights = monthly allocated capacity + yearly allocated capacity after withdrawals.

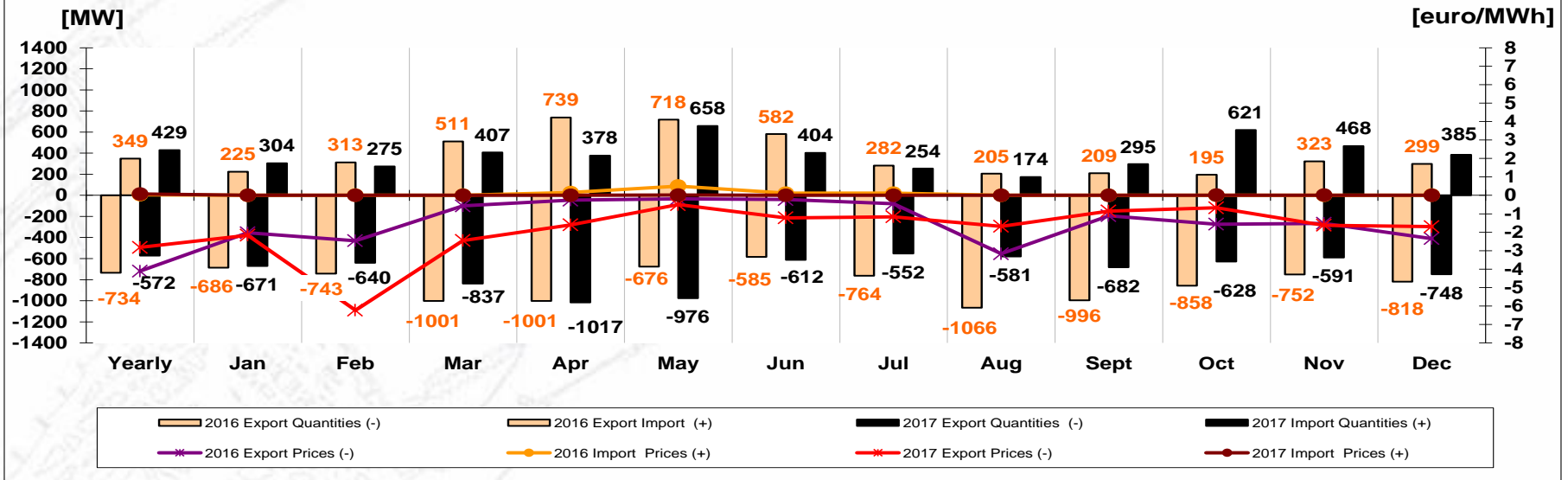


Border	yearly	Jan. 17	Feb.17	Mar.17	Apr.17	May 17	Jun. 17	Jul. 17	Aug. 17	Sept. 17	Oct. 17	Nov.17	Dec. 17
Hungary export	2.76	2.82	7.78	3.32	2.34	0.92	1.47	2.51	1.72	1.39	0.87	1.62	2.15
Hungary import	0.15	0.14	0.13	0.22	0.13	0.52	0.21	0.11	0.10	0.31	0.31	0.25	0.27

Border	yearly	Jan. 16	Feb.16	Mar.16	Apr.16	May 16	Jun. 16	Jul. 16	Aug. 16	Sept. 16	Oct. 16	Nov.16	Dec. 16
Hungary export	4.03	2.30	2.80	0.82	0.53	0.45	0.60	1.20	3.30	1.28	1.72	2.01	3.42
Hungary import	0.08	0.06	0.08	0.31	0.37	0.41	0.15	0.07	0.04	0.10	0.03	0.07	0.09

- Compared with previous year, in December 2017 the auction price slightly decreased on export direction, while offered capacity and capacity request were lower. In December 2017, monthly auction price maintained low on import direction.

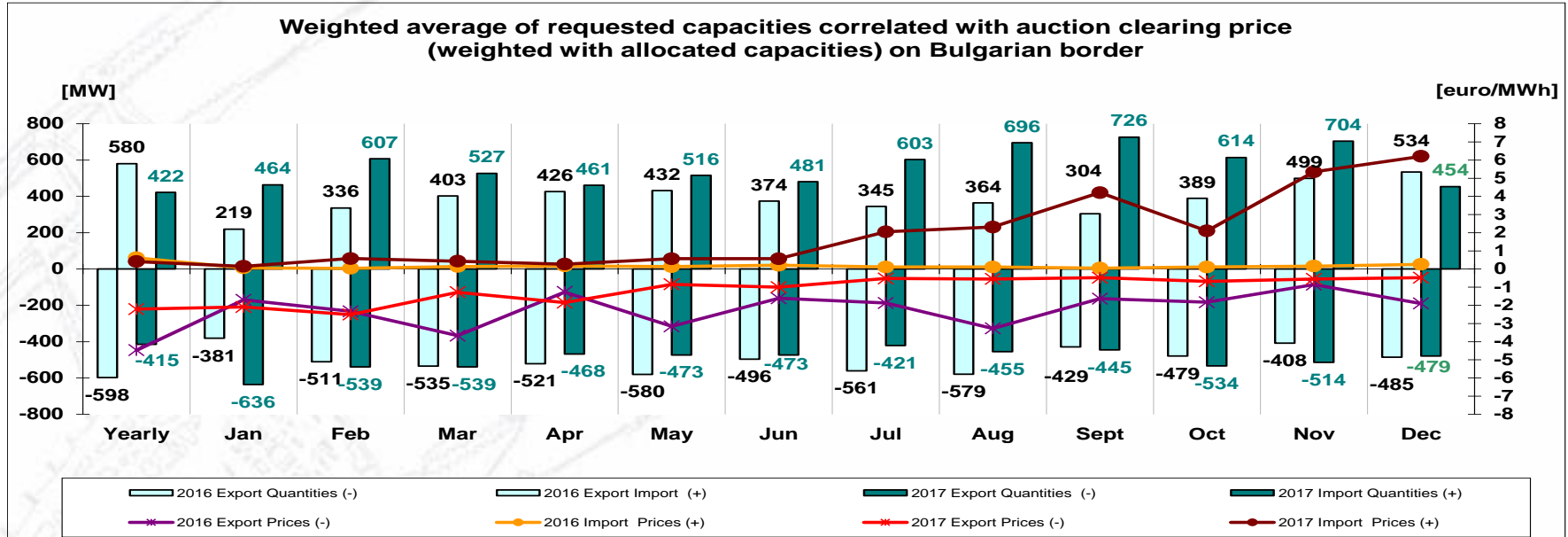
Weighted average of requested capacities correlated with auction clearing price (weighted with allocated capacities) on Serbian border



Border	yearly	Jan. 17	Feb.17	Mar.17	Apr.17	May 17	Jun. 17	Jul. 17	Aug. 17	Sept. 17	Oct. 17	Nov.17	Dec. 17
Serbia export	2.82	2.16	6.23	2.45	1.60	0.50	1.22	1.16	1.68	0.86	0.67	1.62	1.69
Serbia import	0.07	0.00	0.00	0.00	0.00	0.01	0.00	0.00	0.00	0.01	0.01	0.01	0.00

Border	yearly	Jan. 16	Feb.16	Mar.16	Apr.16	May 16	Jun. 16	Jul. 16	Aug. 16	Sept. 16	Oct. 16	Nov.16	Dec. 16
Serbia export	4.11	2.03	2.46	0.57	0.26	0.19	0.23	0.46	3.17	1.11	1.56	1.52	2.34
Serbia import	0.03	0.00	0.01	0.01	0.15	0.50	0.12	0.12	0.00	0.00	0.00	0.00	0.01

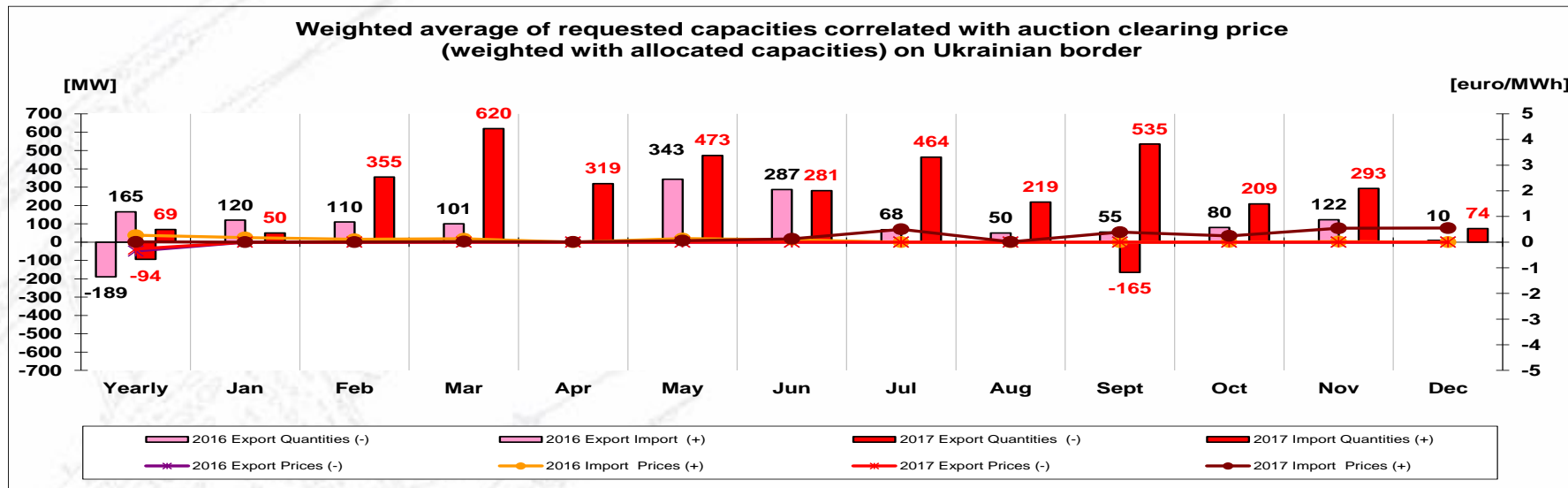
- Compared with the previous year, in December 2017 the auction price decreased on export direction, while offered capacity and capacity request were lower. In December 2017 monthly auction price was zero on import direction.



Border	yearly	Jan. 17	Feb.17	Mar.17	Apr.17	May 17	Jun. 17	Jul. 17	Aug. 17	Sept. 17	Oct. 17	Nov.17	Dec. 17
Bulgaria export	2.21	2.09	2.51	1.28	1.85	0.84	1.00	0.52	0.55	0.48	0.68	0.55	0.48
Bulgaria import	0.41	0.15	0.58	0.43	0.27	0.57	0.57	2.05	2.31	4.21	2.10	5.35	6.21

Border	yearly	Jan. 16	Feb.16	Mar.16	Apr.16	May 16	Jun. 16	Jul. 16	Aug. 16	Sept. 16	Oct. 16	Nov.16	Dec. 16
Bulgaria export	4.47	1.70	2.33	3.67	1.27	3.16	1.61	1.87	3.27	1.63	1.83	0.86	1.90
Bulgaria import	0.62	0.06	0.04	0.14	0.17	0.13	0.21	0.11	0.11	0.05	0.11	0.16	0.26

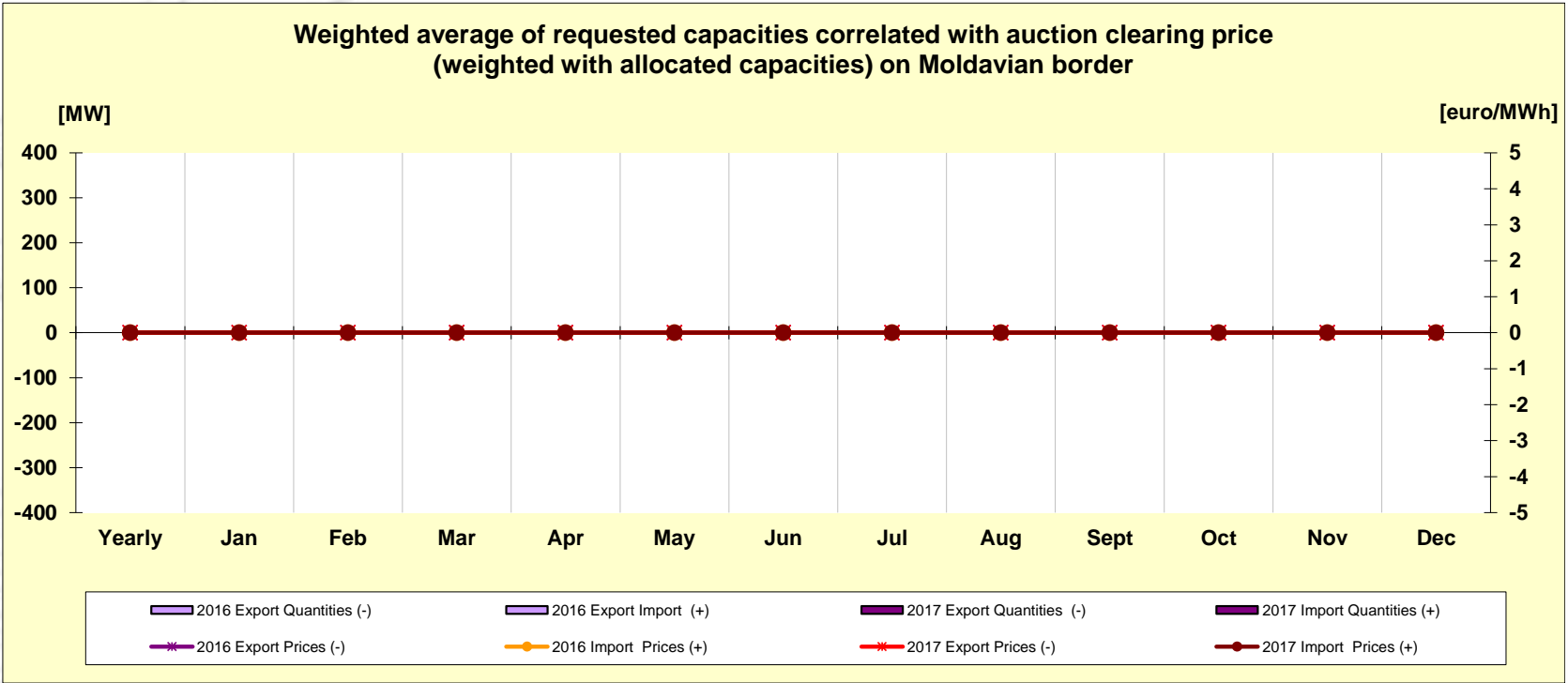
- Compared with the previous year, in December 2017 the auction price decreased on export direction, while offered capacity maintained the same level and capacity request was lower. Compared with the previous months of 2017 and with September 2016, the auction price significantly increased on import direction, while offered capacity maintained the same value and capacity request was lower.



Border	yearly	Jan. 17	Feb.17	Mar.17	Apr.17	May 17	Jun. 17	Jul. 17	Aug. 17	Sept. 17	Oct. 17	Nov.17	Dec. 17
Ukraine export	0.27	-	-	-	-	-	-	-	-	0.00	-	-	-
Ukraine import	0.01	0.00	0.00	0.02	0.01	0.06	0.13	0.50	0.01	0.39	0.24	0.54	0.55

Border	yearly	Jan. 16	Feb.16	Mar.16	Apr.16	May 16	Jun. 16	Jul. 16	Aug. 16	Sept. 16	Oct. 16	Nov.16	Dec. 16
Ukraine export	0.35	-	-	-	-	-	-	-	-	-	-	-	-
Ukraine import	0.27	0.18	0.11	0.13	-	0.14	0.09	0.00	0.00	0.00	0.01	0.02	0.00

- Compared with the previous year, in December 2017 capacity request increased on import direction and auction price was higher, while offered capacity was lower. On export direction offered capacity was zero, due to full allocation of capacity at yearly auction.

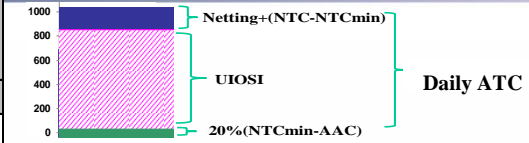


Border	yearly	Jan. 17	Feb.17	Mar.17	Apr.17	May 17	Jun. 17	Jul. 17	Aug. 17	Sept. 17	Oct. 17	Nov.17	Dec. 17
Moldavia export	-	-	-	-	-	-	-	-	-	-	-	-	-
Moldavia import	-	-	-	-	-	-	-	-	-	-	-	-	-

Border	yearly	Jan. 16	Feb.16	Mar.16	Apr.16	May 16	Jun. 16	Jul. 16	Aug. 16	Sept. 16	Oct. 16	Nov.16	Dec. 16
Moldavia export	-	-	-	-	-	-	-	-	-	-	-	-	-
Moldavia import	-	-	-	-	-	-	-	-	-	-	-	-	-

Daily implicit Auctions on Romanian – Hungarian border

Reserved Capacity [MW] average value		Unused Capacity [MW] average value	
RO-HU	HU-RO	RO-HU	HU-RO
20	71	276	627

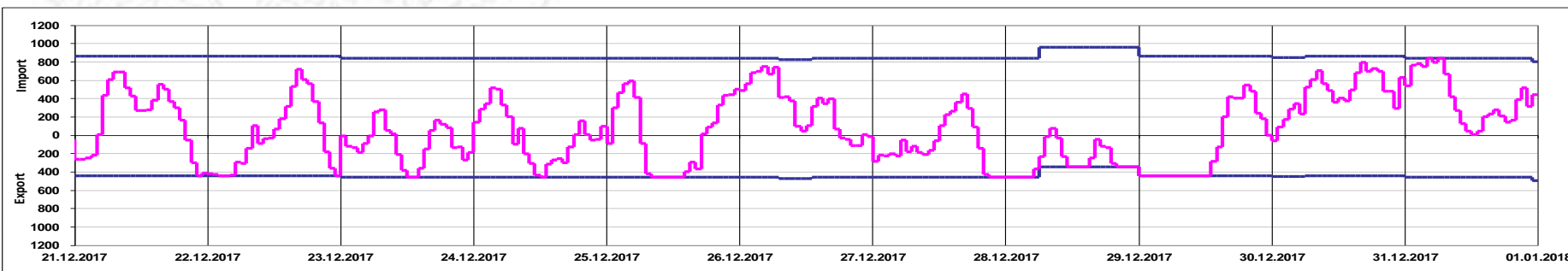
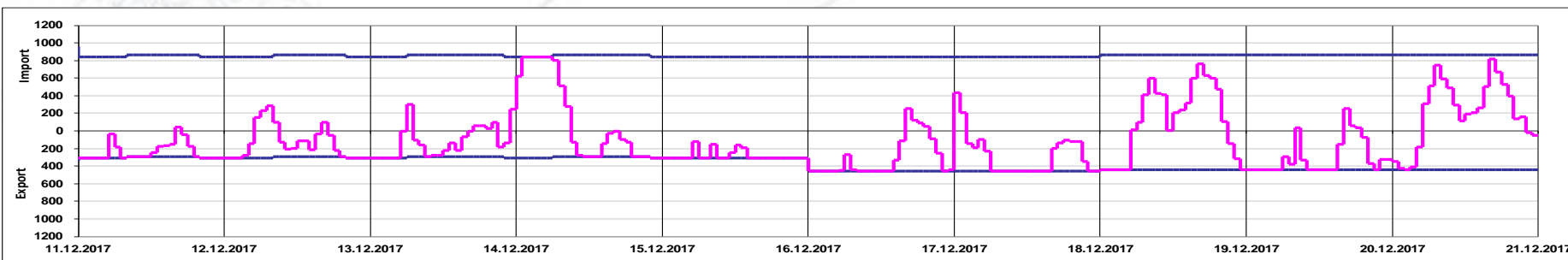
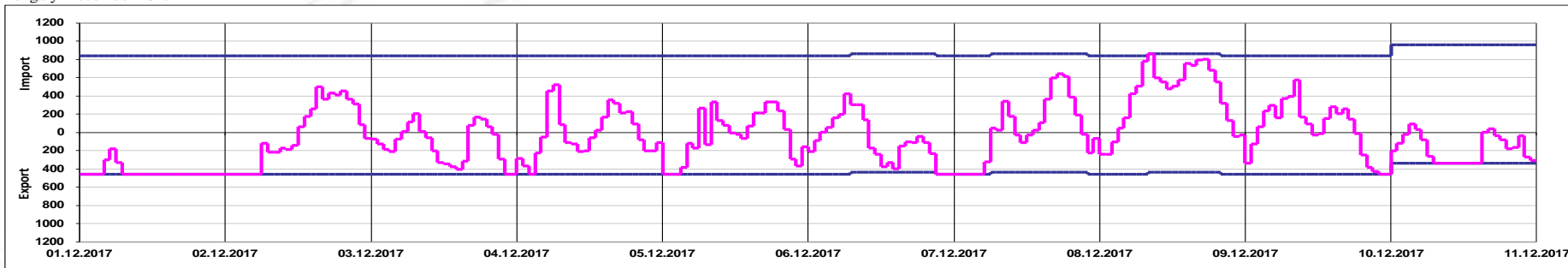


Hungary December 2017



Daily implicit Auctions on Romanian – Hungarian border

Hungary December 2017



Offered Capacity on Daily Auction [MW]

Net Position Border RO – HU [MWh]

Public

Daily implicit Auctions on Romanian – Hungarian border

DAM Prices RO [Euro/MWh]

Day	1	2	3	4	5	6	7	8	9	10	11	12	13	14	15	16	17	18	19	20	21	22	23	24	Max
1	19.82	21.97	26.28	30.00	35.62	38.44	53.70	68.72	73.03	81.50	75.18	74.86	73.03	70.87	64.84	70.87	78.22	73.03	59.89	49.33	27.55	11.20	11.85	7.54	81.50
2	12.91	10.77	8.62	10.99	13.14	28.00	36.01	39.86	47.05	47.18	47.45	48.79	44.32	40.90	38.80	42.65	63.98	65.06	65.00	57.52	50.09	42.65	35.07	29.20	65.06
3	30.10	27.37	26.09	24.99	24.82	24.48	24.58	30.23	36.05	38.34	38.53	40.28	39.10	36.94	34.74	33.44	38.77	45.90	48.30	42.44	35.92	35.78	24.99	12.90	48.30
4	19.80	15.96	13.46	11.17	13.00	24.29	40.59	63.69	59.89	56.01	56.62	57.05	57.55	60.10	60.18	69.47	94.41	104.98	85.05	71.07	54.50	40.33	38.26	29.08	104.98
5	23.70	17.23	22.68	24.10	25.00	38.56	53.85	74.94	83.95	74.03	74.97	71.02	64.46	62.28	63.98	75.00	101.25	63.98	50.91	48.59	40.85	36.01	31.02	19.00	101.25
6	24.17	19.82	15.07	13.30	17.79	35.43	38.01	49.13	58.00	48.05	50.72	48.69	49.42	47.12	49.42	49.42	61.94	61.94	53.07	51.58	42.52	38.42	30.43	21.15	61.94
7	12.95	10.79	8.63	10.79	19.42	35.39	44.45	64.09	61.93	51.71	58.08	60.10	61.93	60.77	61.64	68.23	80.00	88.68	85.13	75.52	69.29	52.09	51.57	32.37	88.68
8	36.70	30.04	26.05	23.06	33.63	51.56	60.02	64.00	71.03	63.04	60.06	61.96	61.96	60.88	59.23	60.14	64.83	69.17	69.82	65.17	61.96	57.64	59.55	49.44	71.03
9	48.18	38.07	32.07	29.05	34.32	42.52	48.78	57.04	60.65	60.04	55.55	55.02	51.59	47.27	40.37	44.68	55.01	53.86	49.43	42.52	32.38	14.98	6.48	4.10	60.65
10	12.45	8.64	7.78	8.00	10.27	10.14	11.68	10.80	9.50	6.48	6.48	6.48	6.48	6.69	14.03	30.12	51.60	52.20	52.59	52.14	41.92	32.19	27.60	9.74	52.59
11	6.48	6.48	8.85	11.01	12.95	31.04	44.58	50.74	61.97	60.02	49.44	53.55	62.00	60.90	59.88	58.88	61.72	60.66	55.51	49.44	30.06	12.80	12.95	6.48	62.00
12	23.75	21.59	20.60	18.10	17.40	23.50	34.02	45.00	48.09	44.98	40.91	41.50	42.53	42.97	47.90	48.37	55.23	55.60	53.88	49.44	42.13	29.80	17.27	6.69	55.60
13	12.95	10.79	8.63	9.71	16.19	29.00	40.58	60.50	66.03	57.00	52.82	57.08	60.04	56.12	59.99	60.00	74.02	74.10	74.09	75.33	59.57	49.43	49.09	34.02	75.33
14	29.90	12.94	12.94	12.94	17.26	29.98	42.49	57.59	59.38	53.28	49.99	45.08	47.24	47.24	45.90	50.11	59.32	59.00	51.29	49.39	40.55	31.06	31.06	19.41	59.38
15	12.95	12.95	17.27	21.59	19.86	33.80	44.47	57.63	62.92	60.01	59.58	57.77	56.10	54.40	53.32	49.43	60.01	53.32	44.47	36.05	9.71	1.08	0.47	0.23	62.92
16	14.68	12.73	11.01	12.73	18.78	28.89	29.90	31.06	27.97	27.97	27.97	31.94	32.38	36.69	35.50	38.92	44.82	49.51	44.36	39.93	36.18	32.38	26.98	28.10	49.51
17	25.01	23.01	22.80	11.65	10.07	8.85	14.67	20.93	23.69	21.58	17.22	17.70	18.77	21.58	21.58	36.03	44.12	46.30	45.89	41.79	38.89	31.80	27.03	18.77	46.30
18	4.32	4.32	4.32	8.63	12.73	26.92	42.98	57.30	57.03	58.97	55.99	60.00	58.90	59.72	60.98	62.80	75.52	89.99	69.96	62.04	58.21	45.54	40.26	29.99	89.99
19	26.95	25.95	21.58	21.58	29.99	38.62	56.90	80.90	84.00	79.00	76.98	73.87	68.83	68.83	68.83	74.55	79.95	87.60	84.20	74.34	69.90	53.94	47.25	39.96	87.60
20	41.50	38.29	34.80	36.21	38.00	42.00	55.70	75.10	78.80	77.00	76.10	76.10	74.32	71.10	69.50	70.03	74.93	79.50	76.49	70.33	60.36	46.00	40.65	34.00	79.50
21	35.50	33.50	32.15	32.50	33.29	35.30	43.18	63.85	84.52	62.62	58.94	59.86	57.47	53.70	53.45	60.69	82.53	79.27	64.32	51.34	45.99	40.18	34.41	32.01	84.52
22	31.66	29.88	21.61	16.21	28.01	30.74	38.46	47.01	52.46	51.04	49.04	49.49	49.00	45.03	43.55	42.86	49.46	50.55	47.32	44.52	41.04	39.02	35.22	30.04	52.46
23	28.00	23.22	16.31	16.18	14.49	17.86	23.73	35.79	45.05	40.98	38.39	33.06	27.52	27.52	34.62	42.40	53.45	60.94	64.06	59.96	59.35	40.98	35.89	24.18	64.06
24	15.05	6.47	1.08	0.21	0.11	0.21	0.22	4.31	2.16	8.62	10.34	12.50	12.93	11.21	12.93	25.07	46.33	49.08	40.52	35.09	36.21	36.21	25.65	10.78	49.08
25	6.47	0.22	0.11	0.11	0.10	0.21	2.16	7.76	8.84	10.34	10.34	10.78	12.93	12.93	23.49	39.97	52.12	40.71	44.03	45.03	40.30	40.09	43.95	37.00	52.12
26	27.93	17.07	13	7.03	4.31	4.31	0.22	2.16	3.03	4.31	8.62	10.78	12.07	10.34	8.62	12.93	12.93	27.37	21.95	19.94	21.55	21.42	25.05	19.07	27.93
27	14.35	11.66	9.71	8.62	9.00	11.50	18.18	27.86	30.01	34.80	35.00	38.00	39.36	39.30	40.00	40.90	45.48	48.97	46.00	43.40	40.08	20.90	25.05	12.93	48.97
28	25.65	20.90	16.81	16.81	20.90	26.88	31.03	38.36	41.50	41.98	41.97	40.52	40.30	29.74	29.74	36.50	41.75	41.72	40.30	35.12	14.01	6.47	4.31	1.08	41.98
29	0.21	0.21	0.21	0.21	0.21	0.21	0.21	6.45	12.90	13.97	13.97	17.20	27.10	27.52	30.17	33.79	40.20	42.57	40.42	38.27	29.98	28.26	28.07	17.85	42.57
30	13.95	10.59	9.43	8.49	9.03	10.38	10.36	13.44	24.05	32.99	33.16	38.13	36.12	32.84	31.82	36.77	46.18	47.60	38.27	30.07	29.89	25.59	20.05	4.30	47.60
31	2.15	0.21	0.64	2.15	3.22	2.15	4.29	10.73	15.02	25.50	18.67	12.45	10.30	6.44	6.44	12.66	28.03	36.61	29.81	17.17	10.30	6.44	10.30	15.05	36.61

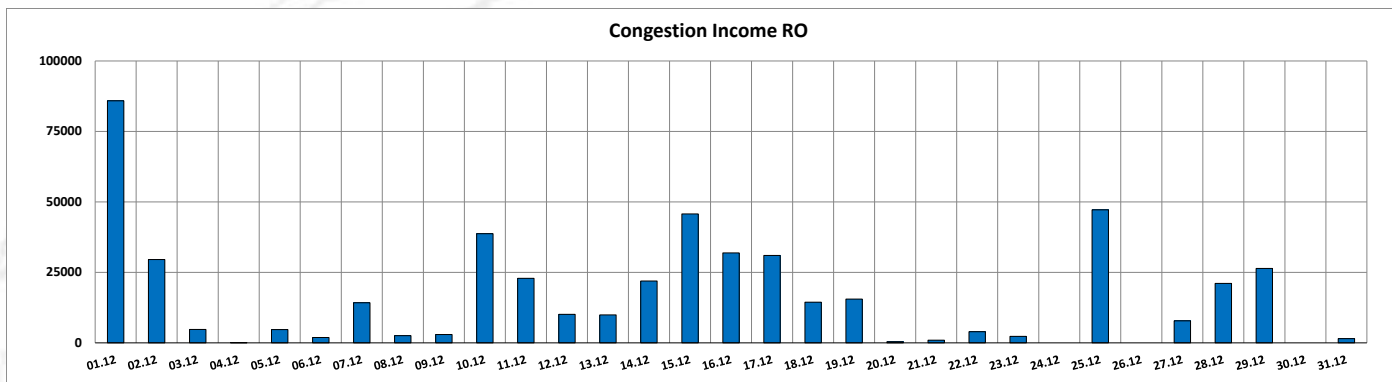
Average **36.87 EUR/MWh**

Congestion Prices [Euro/MWh]

Day	1	2	3	4	5	6	7	8	9	10	11	12	13	14	15	16	17	18	19	20	21	22	23	24	Max	
1	18.18	14.79	9.22	4.00	-	-	-	11.80	16.53	7.30	10.31	7.37	5.89	6.13	13.26	9.76	8.12	26.17	33.92	32.57	33.68	40.18	33.10	30.97	40.18	
2	27.17	25.24	26.28	22.26	20.59	6.90	-	-	-	-	-	-	-	-	-	-	-	-	-	-	-	-	-	-	-	27.17
3	-	-	-	-	-	-	-	-	-	-	-	-	-	-	-	-	-	-	-	-	-	-	-	7.60	13.09	13.09
4	-	-	0.32	-	-	-	-	-	-	-	-	-	-	-	-	-	-	-	-	-	-	-	-	-	-	0.32
5	7.74	9.92	2.74	-	-	-	-	-	-	-	-	-	-	-	-	-	-	-	-	-	-	-	-	-	-	9.92
6	-	-	-	-	-	-	-	-	-	-	-	-	-	-	-	-	-	-	-	-	-	-	0.87	3.52	3.87	3.87
7	15.13	14.57	14.37	13.01	4.74	-	-	-	-	-	-	-	-	-	-	-	-	-	-	-	-	-	-	-	-	15.13
8	-	-	-	-	-	-	-	-	5.97	-	-	-	-	-	-	-	-	-	-	-	-	-	-	-	-	5.97
9	-	-	-	-	-	-	-	-	-	-	-	-	-	-	-	-	-	-	-	-	-	-	8.97	3.87	8.97	
10	-	-	-	-	-	-	-	15.94	26.55	39.69	41.63	39.67	29.89	23.11	9.94	-	-	-	-	-	-	-	-	-	-	41.63
11	8.46	8.52	2.81	1.39	7.97	-	-	9.68	2.03	3.79	12.52	9.89	-	-	-	-	-	-	-	0.29	12.80	26.45	20.62	22.22	26.45	
12	1.65	2.17	-	-	-	-	-	-	-	-	-	-	-	-	-	-	-	-	-	0.46	5.78	10.74	20.72	23.69	23.69	
13	15.95	15.31	13.85	12.39	6.51	-	-	-	-	-	-	-	-	-	-	-	-	-	-	-	-	-	-	-	-	15.95
14	-	0.67	4.31	5.69	8.91	15.79	-	-	-	-	-	4.92	3.85	0.05	-	-	-	-	-	-	0.11	7.36	10.94	7.83	12.45	15.79
15	17.26	16.06	10.63	5.44	8.34	-	2.83	1.59	-	0.28	0.02	-	-	-	0.63	10.44	3.70	17.63	22.21	23.75	40.86	42.51	39.03	31.77	42.51	
16	16.66	17.91	18.57	15.97	8.13	-	-	-	9.06	13.73	15.21	10.95	7.65	0.31	-	-	-	-	-	-	-	-	-	4.69	-	18.57
17	-	-	-	-	-	-	8.34	4.07	4.31	12.22	20.62	23.29	22.13	14.92	14.11	2.77	-	-	-	-	-	-	-	3.29	4.72	23.29
18	18.68	15.79	15.65	6.32	7.17	-	-	-	-	-	-	-	-	-	-	-	-	-	-	-	-	-	-	-	2.01	18.68
19	12.05	10.05	13.23	12.42	5.10	2.28	-	-	-	-	-	2.13	2.47	2.27	2.72	-	-	-	-	-	-	-	5.74	-	-	13.23
20	-	-	1.72	-	-	-	-	-	-	-	-	-	-	-	-	-	-	-	-	-	-	-	-	-	-	1.72
21	-	-	-	-	-	-	-	-	-	-	-	-	-	-	-	-	-	-	-	-	-	-	-	4.33	-	4.33
22	-	-	6.39	11.60	-	-	-	-	-	-	-	-	-	-	-	-	-	-	-	-	-	-	-	-	0.03	11.60
23	-	-	-	-	-	-	-	-	-	-	-	-	6.58	3.48	-	-	-	-	-	-	-	-	-	-	-	6.58
24	-	-	-	-	-	-	-	-	-	-	-	-	-	-	-	-	-	-	-	-	-	-	-	-	-	0.00
25	-	-	-	-	-	-	-	-	34.29	34.95	39.20	38.67	35.98	22.15	-	-	-	-	-	-	-	-	-	-	-	39.20
26	-	-	-	-	-	-	-	-	-	-	-	-	-	-	-	-	-	-	-	-	-	-	-	-	-	0.00
27	-	-	-	-	-	-	-	-	-	-	-	-	-	-	-	-	-	-	-	-	-	-	14.33	7.59	12.05	14.33
28	4.65	6.91	8.69	7.30	2.87	-	-	-	-	-	-	1.14	0.08	9.04	5.74	-	-	-	-	-	15.89	18.53	19.66	12.44	19.66	
29	7.40	4.93	2.87	2.71	3.20	6.79	12.70	17.51	16.27	16.73	16.17	11.82	0.98	-	-	-	-	-	-	-	-	-	-	-	-	17.51
30	-	-	-	-	-	-	-	-	-	-	-	-	-	-	-	-	-	-	-	-	-	-	-	-	-	0.00
31	-	-	-	-	0.16	-	3.35	-	-	-	-	-	-	-	-	-	-	-	-	-	-	-	-	-	-	3.35

Average 12.42 EUR/MWh

Daily implicit Auctions on Romanian – Hungarian border

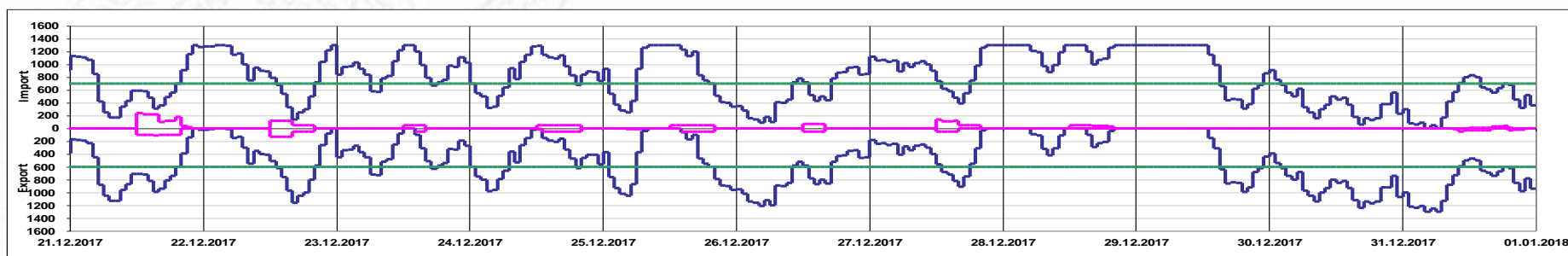
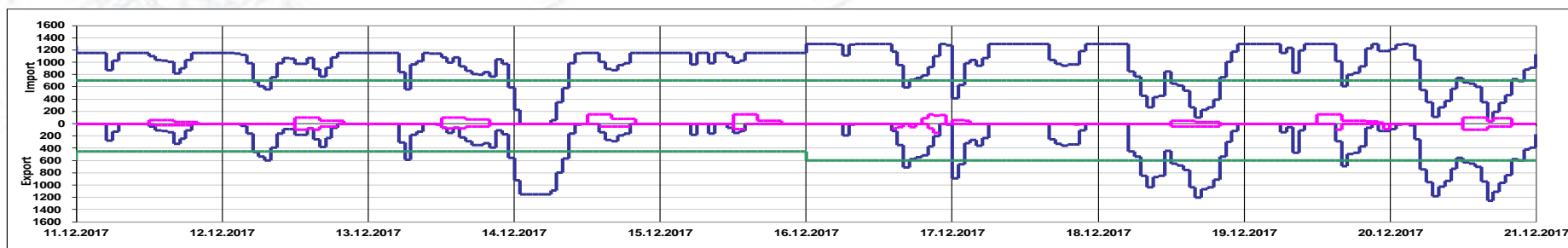
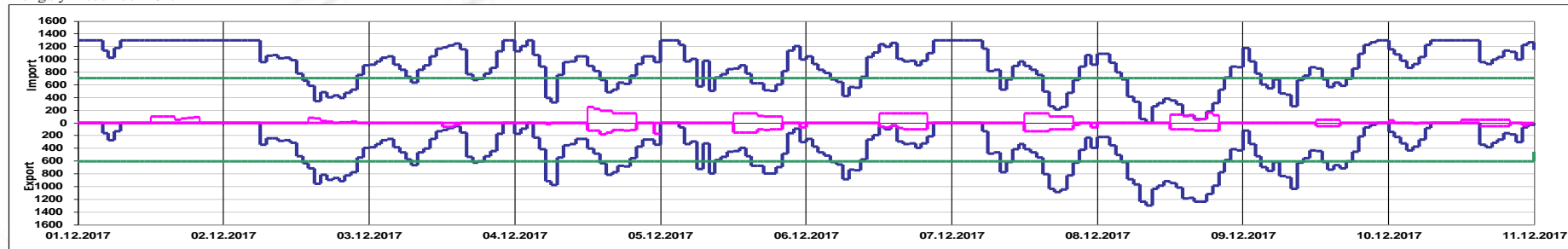


Day	Congestion Income border RO-HU [Euro]	Congestion Income RO [Euro]
01.12	171695	85848
02.12	59082	29541
03.12	9517	4759
04.12	147	74
05.12	9384	4692
06.12	3800	1900
07.12	28437	14219
08.12	5134	2567
09.12	5906	2953
10.12	77436	38718
11.12	45756	22878
12.12	20206	10103
13.12	19843	9922
14.12	43894	21947
15.12	91444	45722
16.12	63866	31933
17.12	62003	31002
18.12	28873	14436
19.12	31002	15501
20.12	757	378
21.12	1905	953
22.12	7929	3964
23.12	4628	2314
24.12	0	0
25.12	94410	47205
26.12	0	0
27.12	15626	7813
28.12	42215	21108
29.12	52835	26418
30.12	0	0
31.12	2948	1474
Total	1000681	500340

Daily Income [Euro]		Remuneration UIOSI [Euro]	
RO-HU	HU-RO	RO-HU	HU-RO
962887	37793	649818	28121
1000681		677939	

TSO Income (Z-R) [Euro]	RO TSO Income (Z-R) [Euro]
322742	161371

Hungary December 2017



Offered Capacity on Intraday Auction Import (+) / Export (-) [MW]

Allocated Capacity on Intraday Auction Import (+) / Export (-) [MW]

Net Transfer Capacity (NTC) Import (+) / Export (-) [MW]

Auction Price [Euro/MWh] - Export

Day	1	2	3	4	5	6	7	8	9	10	11	12	13	14	15	16	17	18	19	20	21	22	23	24	Max	
1	-	-	-	-	0.00	0.00	0.00	-	-	-	-	-	-	-	-	-	-	-	-	-	-	-	-	-	0.00	
2	-	-	-	-	-	-	0.00	0.00	0.00	0.00	0.00	0.00	0.00	0.00	0.00	0.00	0.00	0.00	0.00	0.00	0.00	0.00	0.00	0.00	0.00	
3	0.00	0.00	0.00	0.00	0.00	0.00	0.00	0.00	0.00	0.00	0.00	0.00	0.00	0.00	0.00	0.00	0.00	0.00	0.00	0.00	0.00	0.00	0.00	-	0.00	
4	0.00	0.00	-	0.00	0.00	0.00	0.00	0.00	0.00	0.00	0.00	0.00	0.00	0.00	0.00	0.00	0.00	0.00	0.00	0.00	0.00	0.00	0.00	0.00	0.00	
5	-	-	-	0.00	0.00	0.00	0.00	0.00	0.00	0.00	0.00	0.00	0.00	0.00	0.00	0.00	0.00	0.00	0.00	0.00	0.00	0.00	0.00	0.00	0.00	
6	0.00	0.00	0.00	0.00	0.00	0.00	0.00	0.00	0.00	0.00	0.00	0.00	0.01	0.00	0.10	0.00	0.00	0.00	0.00	0.00	0.00	0.00	0.00	-	0.10	
7	-	-	-	-	-	0.00	0.00	0.00	0.00	0.00	0.00	0.00	0.00	0.00	0.00	0.00	0.00	0.00	0.00	0.00	0.00	0.00	0.00	0.00	0.00	
8	0.00	0.00	0.00	0.00	0.00	0.00	0.00	0.00	0.00	0.00	0.00	0.00	0.00	0.00	0.00	0.00	0.00	0.00	0.00	0.00	0.00	0.00	0.00	0.00	0.00	
9	0.00	0.00	0.00	0.00	0.00	0.00	0.00	0.00	0.00	0.00	0.00	0.00	0.00	0.00	0.00	0.00	0.00	0.00	0.00	0.00	0.00	0.00	0.00	-	0.00	
10	0.00	0.00	0.00	0.00	0.00	0.00	0.00	-	-	-	-	-	-	-	-	0.00	0.00	0.00	0.00	0.00	0.00	0.00	0.00	0.00	0.00	
11	-	-	-	-	-	0.00	0.00	-	-	-	-	-	0.00	0.00	0.00	0.00	0.00	0.00	0.00	0.00	-	-	-	-	0.00	
12	-	-	0.00	0.00	0.00	0.00	0.00	0.00	0.00	0.00	0.00	0.00	0.00	0.01	0.00	0.00	0.00	0.00	0.00	-	-	-	-	-	0.01	
13	-	-	-	-	-	0.00	0.00	0.00	0.00	0.00	0.00	0.00	0.10	0.00	0.10	0.00	0.00	0.00	0.00	0.00	0.00	0.00	0.00	0.00	0.10	
14	0.00	0.00	0.00	0.00	0.00	0.00	0.00	0.00	0.00	0.00	-	-	-	0.00	0.00	0.00	0.00	0.00	0.00	-	-	-	-	-	0.00	
15	-	-	-	-	-	0.00	-	-	0.00	-	-	0.00	0.00	0.00	-	-	-	-	-	-	-	-	-	-	-	0.00
16	-	-	-	-	-	0.00	0.00	0.00	-	-	-	-	-	-	0.00	0.00	0.00	0.00	0.00	0.00	0.00	0.00	0.00	-	0.00	
17	0.00	0.00	0.00	0.00	0.00	0.00	-	-	-	-	-	-	-	-	-	0.00	0.00	0.00	0.00	0.00	0.00	0.00	0.00	-	0.00	
18	-	-	-	-	-	0.00	0.00	0.00	0.00	0.00	0.00	0.00	0.00	0.00	0.00	0.00	0.00	0.00	0.00	0.00	0.00	0.00	0.00	0.00	0.00	
19	-	-	-	-	-	-	0.00	0.00	0.00	0.00	0.00	-	-	-	-	0.00	0.00	0.00	0.00	0.00	0.00	0.00	-	0.00	0.00	
20	0.00	0.00	-	0.00	0.00	0.00	0.00	0.00	0.00	0.00	0.00	0.00	0.00	0.00	0.00	0.00	0.00	0.00	0.00	0.00	0.00	0.00	0.00	0.00	0.00	
21	0.00	0.00	0.00	0.00	0.00	0.00	0.00	0.00	0.00	0.00	0.00	0.00	0.00	0.00	0.00	0.00	0.00	0.00	0.00	0.00	0.00	0.00	0.00	-	0.00	
22	0.00	0.00	-	-	0.00	0.00	0.00	0.00	0.00	0.00	0.00	0.00	0.00	0.00	0.00	0.00	0.00	0.00	0.00	0.00	0.00	0.00	0.00	-	0.00	
23	0.00	0.00	0.00	0.00	0.00	0.00	0.00	0.00	0.00	0.00	0.00	0.00	-	-	0.00	0.00	0.00	0.00	0.00	0.00	0.00	0.00	0.00	0.00	0.00	
24	0.00	0.00	0.00	0.00	0.00	0.00	0.00	0.00	0.00	0.00	0.00	0.00	0.00	0.00	0.00	0.00	0.00	0.00	0.00	0.00	0.00	0.00	0.00	0.00	0.00	
25	0.00	0.00	0.00	0.00	0.00	0.00	0.00	0.00	0.00	-	-	-	-	0.00	0.00	0.00	0.00	0.00	0.00	0.00	0.00	0.00	0.00	0.00	0.00	
26	0.00	0.00	0.00	0.00	0.00	0.00	0.00	0.00	0.00	0.00	0.00	0.00	0.00	0.00	0.00	0.00	0.00	0.00	0.00	0.00	0.00	0.00	0.00	0.00	0.00	
27	0.00	0.00	0.00	0.00	0.00	0.00	0.00	0.00	0.00	0.00	0.00	0.00	0.00	0.00	0.00	0.00	0.00	0.00	0.00	0.00	0.00	0.00	-	-	0.00	
28	-	-	-	-	-	0.00	0.00	0.00	0.00	0.00	0.00	-	-	-	-	0.00	0.00	0.00	0.00	0.00	0.00	-	-	-	0.00	
29	-	-	-	-	-	-	-	-	-	-	-	-	-	-	0.00	0.00	0.00	0.00	0.00	0.00	0.00	0.00	0.00	0.00	0.00	
30	0.00	0.00	0.00	0.00	0.00	0.00	0.00	0.00	0.00	0.00	0.00	0.00	0.00	0.00	0.00	0.00	0.00	0.00	0.00	0.00	0.00	0.00	0.00	0.00	0.00	
31	0.00	0.00	0.00	0.00	0.00	0.00	0.00	0.00	0.00	0.00	0.00	0.00	0.00	0.00	0.00	0.00	0.00	0.00	0.00	0.00	0.00	0.00	0.00	0.00	0.00	

Hungary December 2017

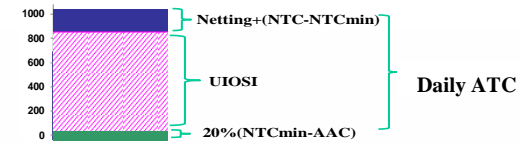
Auction Price [Euro/MWh] - Import

Day	1	2	3	4	5	6	7	8	9	10	11	12	13	14	15	16	17	18	19	20	21	22	23	24	Max	
1	0.00	0.00	0.00	0.00	0.00	0.00	0.00	0.00	0.00	0.00	0.00	0.00	0.00	0.00	0.00	0.00	0.00	0.00	0.00	0.00	0.00	0.00	0.00	0.00	0.00	0.00
2	0.00	0.00	0.00	0.00	0.00	0.00	0.00	0.00	0.00	0.00	0.00	0.00	0.00	0.00	0.00	0.00	0.00	0.00	0.00	0.00	0.00	0.00	0.00	0.00	0.00	0.00
3	0.00	0.00	0.00	0.00	0.00	0.00	0.00	0.00	0.00	0.00	0.00	0.00	0.00	0.00	0.00	0.00	0.00	0.00	0.00	0.00	0.00	0.00	0.00	0.00	0.00	0.00
4	0.00	0.00	0.00	0.00	0.00	0.00	0.00	0.00	0.00	0.00	0.00	0.00	0.00	0.00	0.00	0.00	0.00	0.00	0.00	0.00	0.00	0.00	0.00	0.00	0.00	0.00
5	0.00	0.00	0.00	0.00	0.00	0.00	0.00	0.00	0.00	0.00	0.00	0.00	0.00	0.00	0.00	0.00	0.00	0.00	0.00	0.00	0.00	0.00	0.00	0.00	0.00	0.00
6	0.00	0.00	0.00	0.00	0.00	0.00	0.00	0.00	0.00	0.00	0.00	0.00	0.00	0.00	0.00	0.00	0.00	0.00	0.00	0.00	0.00	0.00	0.00	0.00	0.00	0.00
7	0.00	0.00	0.00	0.00	0.00	0.00	0.00	0.00	0.00	0.00	0.00	0.00	0.00	0.00	0.00	0.00	0.00	0.00	0.00	0.00	0.00	0.00	0.00	0.00	0.00	0.00
8	0.00	0.00	0.00	0.00	0.00	0.00	0.00	0.00	0.00	0.00	0.00	0.00	0.00	0.00	0.01	0.01	0.00	0.01	0.00	0.00	0.00	0.00	0.00	0.00	0.00	0.01
9	0.00	0.00	0.00	0.00	0.00	0.00	0.00	0.00	0.00	0.00	0.00	0.00	0.00	0.00	0.00	0.00	0.00	0.00	0.00	0.00	0.00	0.00	0.00	0.00	0.00	0.00
10	0.00	0.00	0.00	0.00	0.00	0.00	0.00	0.00	0.00	0.00	0.00	0.00	0.00	0.00	0.00	0.00	0.00	0.00	0.00	0.00	0.00	0.00	0.00	0.00	0.00	0.00
11	0.00	0.00	0.00	0.00	0.00	0.00	0.00	0.00	0.00	0.00	0.00	0.00	0.00	0.00	0.00	0.00	0.00	0.00	0.00	0.00	0.00	0.00	0.00	0.00	0.00	0.00
12	0.00	0.00	0.00	0.00	0.00	0.00	0.00	0.00	0.00	0.00	0.00	0.00	0.00	0.00	0.00	0.00	0.00	0.00	0.00	0.00	0.00	0.00	0.00	0.00	0.00	0.00
13	0.00	0.00	0.00	0.00	0.00	0.00	0.00	0.00	0.00	0.00	0.00	0.00	0.00	0.00	0.00	0.00	0.00	0.00	0.00	0.00	0.00	0.00	0.00	0.00	0.00	0.00
14	0.00	-	-	-	-	-	0.00	0.00	0.00	0.00	0.00	0.00	0.00	0.00	0.00	0.00	0.00	0.00	0.00	0.00	0.00	0.00	0.00	0.00	0.00	0.00
15	0.00	0.00	0.00	0.00	0.00	0.00	0.00	0.00	0.00	0.00	0.00	0.00	0.00	0.00	0.00	0.00	0.00	0.00	0.00	0.00	0.00	0.00	0.00	0.00	0.00	0.00
16	0.00	0.00	0.00	0.00	0.00	0.00	0.00	0.00	0.00	0.00	0.00	0.00	0.00	0.00	0.00	0.00	0.00	0.00	0.00	0.00	0.00	0.00	0.00	0.00	0.00	0.00
17	0.00	0.00	0.00	0.00	0.00	0.00	0.00	0.00	0.00	0.00	0.00	0.00	0.00	0.00	0.00	0.00	0.00	0.00	0.00	0.00	0.00	0.00	0.00	0.00	0.00	0.00
18	0.00	0.00	0.00	0.00	0.00	0.00	0.00	0.00	0.00	0.00	0.00	0.00	0.00	0.00	0.00	0.00	0.00	0.00	0.00	0.00	0.00	0.00	0.00	0.00	0.00	0.00
19	0.00	0.00	0.00	0.00	0.00	0.00	0.00	0.00	0.00	0.00	0.00	0.00	0.00	0.00	0.00	0.00	0.00	0.00	0.00	0.00	0.00	0.00	0.00	0.00	0.00	0.00
20	0.00	0.00	0.00	0.00	0.00	0.00	0.00	0.00	0.00	0.00	0.00	0.00	0.00	0.00	0.00	0.00	0.00	0.00	0.00	0.00	0.00	0.00	0.00	0.00	0.00	0.10
21	0.00	0.00	0.00	0.00	0.00	0.00	0.00	0.00	0.00	0.00	0.00	0.00	0.00	0.00	0.00	0.00	0.00	0.00	0.00	0.00	0.00	0.00	0.00	0.00	0.00	0.00
22	0.00	0.00	0.00	0.00	0.00	0.00	0.00	0.00	0.00	0.00	0.00	0.00	0.00	0.00	0.00	0.00	0.00	0.00	0.00	0.00	0.00	0.00	0.00	0.00	0.00	0.00
23	0.00	0.00	0.00	0.00	0.00	0.00	0.00	0.00	0.00	0.00	0.00	0.00	0.00	0.00	0.00	0.00	0.00	0.00	0.00	0.00	0.00	0.00	0.00	0.00	0.00	0.00
24	0.00	0.00	0.00	0.00	0.00	0.00	0.00	0.00	0.00	0.00	0.00	0.00	0.00	0.00	0.00	0.00	0.00	0.00	0.00	0.00	0.00	0.00	0.00	0.00	0.00	0.00
25	0.00	0.00	0.00	0.00	0.00	0.00	0.00	0.00	0.00	0.00	0.00	0.00	0.00	0.00	0.00	0.00	0.00	0.00	0.00	0.00	0.00	0.00	0.00	0.00	0.00	0.00
26	0.00	0.00	0.00	0.00	0.00	0.00	0.00	0.00	0.00	0.00	0.00	0.00	0.00	0.00	0.00	0.00	0.00	0.00	0.00	0.00	0.00	0.00	0.00	0.00	0.00	0.00
27	0.00	0.00	0.00	0.00	0.00	0.00	0.00	0.00	0.00	0.00	0.00	0.00	0.00	0.00	0.00	0.00	0.00	0.00	0.00	0.00	0.00	0.00	0.00	0.00	0.00	0.00
28	0.00	0.00	0.00	0.00	0.00	0.00	0.00	0.00	0.00	0.00	0.00	0.00	0.00	0.00	0.00	0.00	0.00	0.00	0.00	0.00	0.00	0.00	0.00	0.00	0.00	0.00
29	0.00	0.00	0.00	0.00	0.00	0.00	0.00	0.00	0.00	0.00	0.00	0.00	0.00	0.00	0.00	0.00	0.00	0.00	0.00	0.00	0.00	0.00	0.00	0.00	0.00	0.00
30	0.00	0.00	0.00	0.00	0.00	0.00	0.00	0.00	0.00	0.00	0.00	0.00	0.00	0.00	0.00	0.00	0.00	0.00	0.00	0.00	0.00	0.00	0.00	0.00	0.00	0.00
31	0.00	0.00	0.00	0.00	0.00	-	0.00	-	0.00	0.00	0.00	0.00	0.00	0.00	0.00	0.00	0.00	0.00	0.00	0.00	0.00	0.00	0.00	0.00	0.00	0.00

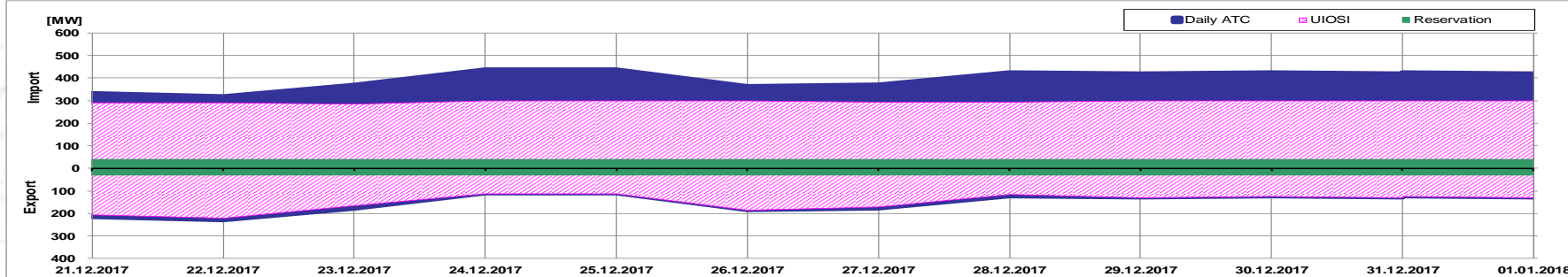
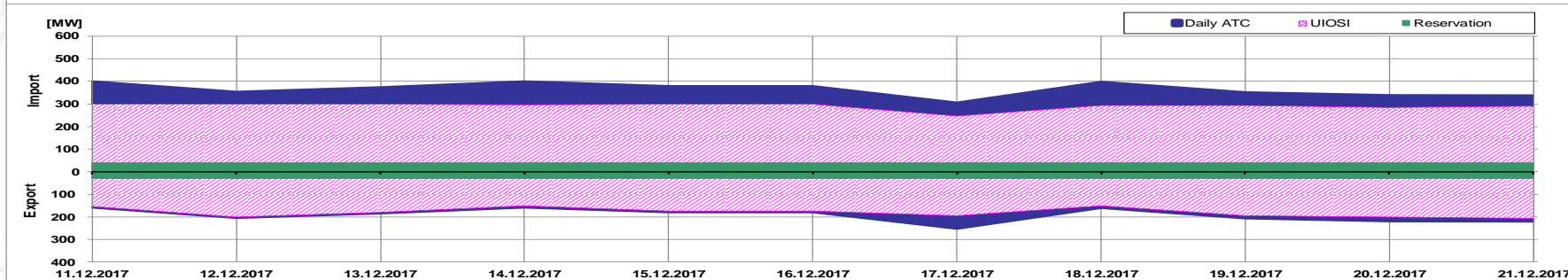
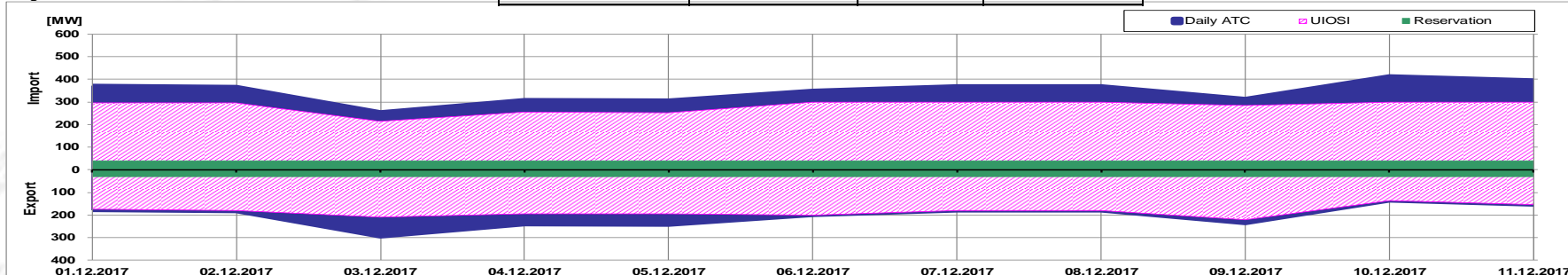
Hungary December 2017

Daily Auctions on Romanian – Bulgarian border

Reserved Capacity [MW] average value		Unused Capacity [MW] average value	
RO-BG	BG-RO	RO-BG	BG-RO
30	40	159	240

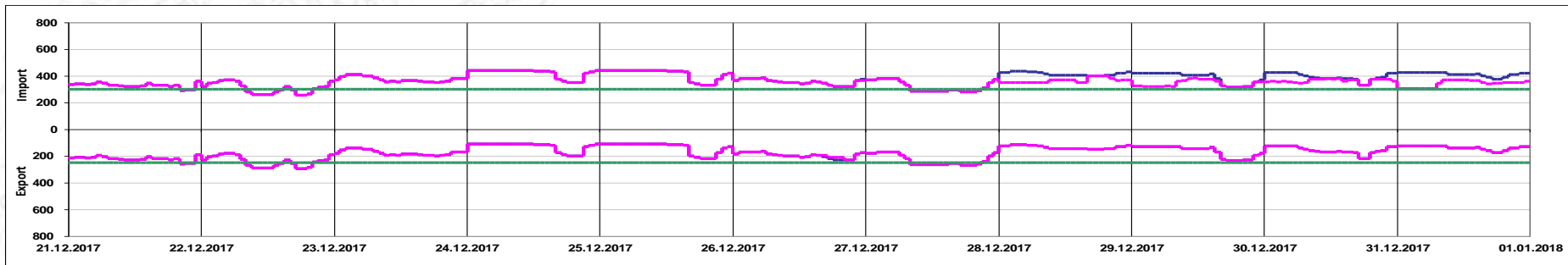
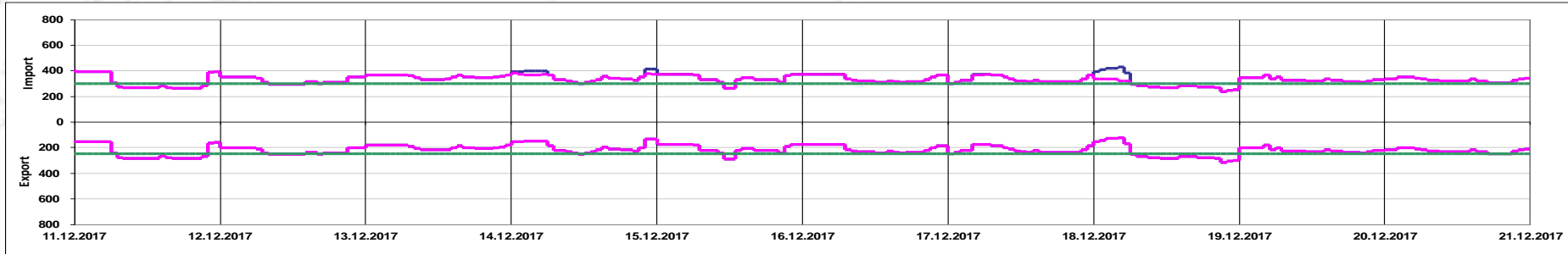
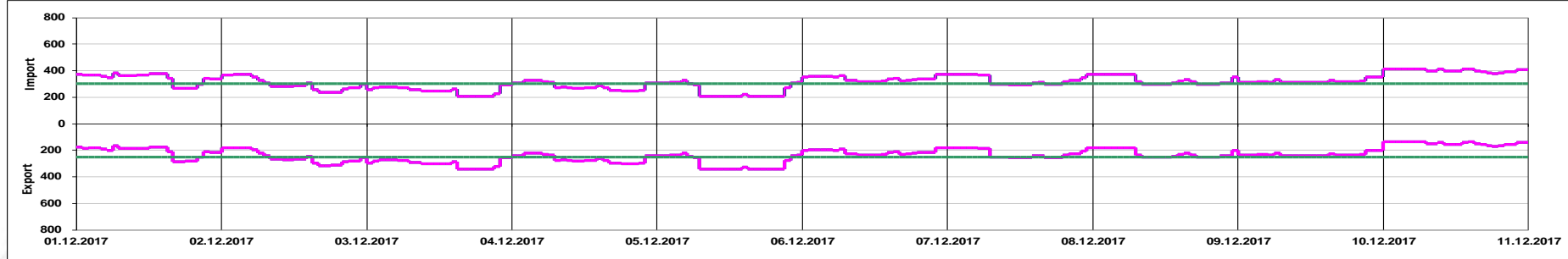


Bulgaria December 2017



Daily Auctions on Romanian – Bulgarian border

Bulgaria December 2017



Offered Capacity on Daily Auction Import (+) / Export (-) [MW]

Allocated Capacity on Daily Auction Import (+) / Export (-) [MW]

Net Transfer Capacity (NTC) Import (+) / Export (-) [MW]

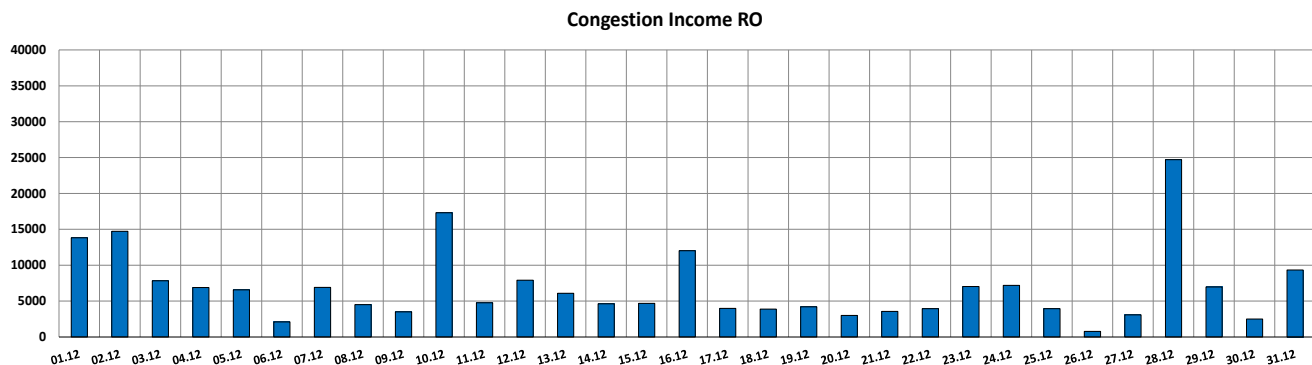
Auction Price [Euro/MWh] – Export

Day	1	2	3	4	5	6	7	8	9	10	11	12	13	14	15	16	17	18	19	20	21	22	23	24	Max	
1	12.39	16.13	8.50	3.55	4.02	3.55	6.25	3.55	3.55	3.55	2.12	2.12	4.81	6.01	3.55	3.52	0.33	0.33	0.23	1.25	2.02	6.72	10.00	14.70	16.13	
2	8.47	10.55	9.26	8.26	10.83	6.71	6.52	5.00	3.52	3.02	0.72	0.55	0.55	0.55	0.08	0.08	0.08	0.08	0.08	0.08	0.08	0.08	0.08	0.08	0.08	10.83
3	0.13	0.19	0.19	0.19	0.19	0.19	0.19	0.13	0.31	0.33	0.33	0.55	0.85	0.99	0.55	0.06	0.06	0.06	0.06	0.06	0.06	0.06	0.07	0.33	0.33	0.99
4	4.87	4.00	4.00	4.00	4.00	3.70	2.00	1.00	1.00	1.56	1.56	1.15	1.09	1.09	1.56	1.53	1.00	0.66	0.53	0.53	0.23	0.24	2.49	4.16	4.87	
5	1.15	1.15	2.00	2.00	2.00	1.15	0.22	0.19	0.19	0.19	0.19	0.19	0.19	0.13	0.19	0.13	0.09	0.09	0.09	0.09	0.09	0.22	0.27	0.88	2.00	
6	1.08	0.78	0.78	0.78	0.78	0.76	0.44	0.44	0.44	0.44	0.44	0.44	0.44	0.44	0.44	0.44	0.27	0.19	0.19	0.27	0.44	0.50	1.15	1.00	1.15	
7	5.00	5.00	5.00	5.00	5.00	3.50	1.26	0.44	0.38	0.32	0.32	0.26	0.26	0.26	0.32	0.32	0.32	0.32	0.32	0.44	0.44	0.88	1.26	1.26	5.00	
8	5.25	5.25	5.25	5.25	2.57	1.80	0.88	0.22	0.19	0.13	0.19	0.19	0.13	0.19	0.22	0.22	0.22	0.19	0.19	0.19	0.19	0.19	0.22	0.26	0.26	5.25
9	0.12	0.12	0.12	0.14	0.14	0.12	0.14	0.07	0.07	0.07	0.07	0.07	0.07	0.07	0.10	0.22	0.20	0.20	0.22	0.34	0.52	0.77	5.25	5.25	5.25	
10	10.69	10.69	10.69	10.69	10.69	9.00	12.32	8.48	12.00	12.00	18.00	14.44	14.46	12.74	12.00	5.48	4.00	4.00	4.00	4.00	4.00	3.00	7.30	12.00	18.00	
11	5.28	5.28	5.28	5.28	3.91	2.55	0.56	0.39	0.35	0.24	0.17	0.17	0.17	0.17	0.17	0.17	0.17	0.12	0.12	0.12	0.17	0.35	0.56	0.65	5.28	
12	3.70	5.28	4.56	5.67	5.67	4.88	4.80	1.12	1.01	0.71	0.65	0.65	0.65	0.65	0.71	1.12	0.80	0.56	0.56	0.56	1.23	7.41	5.67	5.67	7.41	
13	5.28	5.28	7.55	7.55	5.67	4.22	4.51	0.82	0.77	0.54	0.44	0.38	0.38	0.55	0.65	0.55	0.38	0.42	0.38	0.38	0.42	0.65	0.82	0.82	7.55	
14	3.93	4.58	8.33	8.33	8.33	4.68	0.65	0.32	0.32	0.32	0.31	0.31	0.32	0.32	0.52	0.56	0.32	0.32	0.52	0.52	0.32	0.56	4.25	5.34	8.33	
15	2.50	2.50	2.50	2.50	2.50	2.50	0.88	0.65	0.52	0.44	0.43	0.22	0.22	0.38	0.44	0.44	0.38	0.43	0.44	0.44	0.88	4.55	5.69	6.11	6.11	
16	14.77	14.77	14.77	14.77	14.77	7.25	9.55	4.68	2.00	0.52	0.52	2.42	2.00	2.34	0.52	0.52	0.32	0.32	0.32	0.39	1.24	1.24	7.22	8.25	14.77	
17	0.07	0.15	0.15	0.15	1.56	1.56	1.56	0.26	0.56	0.26	0.15	0.15	0.15	0.07	0.15	0.07	0.07	0.07	0.07	0.07	0.07	1.89	3.58	9.18	10.90	
18	7.65	7.65	9.00	9.00	10.12	3.69	0.26	0.16	0.16	0.16	0.16	0.07	0.06	0.06	0.06	0.06	0.06	0.05	0.06	0.06	0.06	0.05	0.06	0.07	10.12	
19	1.24	1.25	1.25	1.66	1.66	0.56	0.67	0.56	0.67	0.56	0.56	0.56	0.56	0.56	0.56	0.56	0.56	0.50	0.45	0.45	0.45	0.45	0.54	0.67	1.66	
20	1.66	2.56	3.69	2.22	1.99	1.66	0.56	0.56	0.56	0.56	0.56	0.56	0.56	0.56	0.56	0.56	0.50	0.41	0.41	0.41	0.41	0.56	0.56	0.56	3.69	
21	1.23	1.23	1.23	1.23	1.23	1.23	0.69	0.69	0.69	0.69	0.56	0.40	0.40	0.45	0.69	0.57	0.56	0.40	0.45	0.54	0.55	1.23	1.66	4.18	4.18	
22	1.23	1.56	2.56	2.56	2.56	1.56	1.25	1.02	0.32	0.32	0.32	0.26	0.26	0.26	0.32	0.32	0.32	0.26	0.26	0.32	0.36	0.91	1.06	1.06	2.56	
23	1.78	1.78	1.96	3.33	4.23	4.04	2.22	2.22	2.22	3.98	3.98	5.51	4.08	4.16	5.55	3.97	2.95	1.92	1.78	1.78	1.36	1.36	2.40	3.33	5.55	
24	2.56	2.56	2.56	5.56	5.56	8.11	5.56	2.56	3.46	8.11	8.11	8.11	7.55	8.11	8.10	7.55	2.56	0.87	0.83	0.83	0.56	0.26	1.56	3.56	8.11	
25	1.88	1.88	1.88	1.88	1.88	1.88	1.88	1.88	1.88	1.88	1.88	1.88	1.88	1.88	1.88	1.88	0.66	0.13	0.13	0.13	0.13	0.13	0.24	0.66	1.88	
26	0.03	0.06	0.06	0.06	0.07	0.21	0.07	0.03	0.25	0.22	0.22	0.25	0.22	0.22	0.25	0.00	0.00	0.00	0.00	0.00	0.03	0.03	0.07	0.07	0.25	
27	0.56	1.00	2.00	2.00	2.00	1.00	0.77	0.56	0.08	0.08	0.08	0.08	0.08	0.08	0.08	0.03	0.03	0.03	0.03	0.03	0.09	0.56	1.00	2.20	2.20	
28	14.04	17.06	14.69	17.14	17.14	17.14	14.14	14.14	14.14	13.75	14.65	15.89	15.63	13.48	14.77	17.42	13.24	12.12	12.12	12.12	14.14	21.45	20.20	20.12	21.45	
29	15.53	15.53	15.53	16.00	14.86	9.18	4.52	3.92	3.00	0.96	0.87	0.62	0.62	0.62	0.62	0.55	0.17	0.17	0.17	0.26	0.30	0.33	0.33	0.52	16.00	
30	2.15	3.30	4.77	4.77	4.77	4.77	4.38	1.24	0.79	0.39	0.27	0.27	0.39	0.55	0.39	0.39	0.13	0.11	0.11	0.13	0.13	0.19	1.13	2.15	4.77	
31	5.00	8.00	10.00	10.00	10.00	10.00	10.00	10.20	3.55	3.55	3.55	5.43	10.34	13.00	8.00	1.55	0.55	0.52	0.55	0.52	1.41	0.52	7.01	10.45	13.00	

Bulgaria December 2017

Auction Price [Euro/MWh] – Import

Day	1	2	3	4	5	6	7	8	9	10	11	12	13	14	15	16	17	18	19	20	21	22	23	24	Max	
1	0.26	0.26	0.26	0.26	0.34	0.34	0.34	0.34	0.49	0.52	0.55	0.55	0.49	0.49	0.49	0.52	0.99	1.02	1.02	0.72	0.55	0.52	0.27	0.27	1.02	
2	0.22	0.22	0.22	0.22	0.22	0.22	0.30	0.30	0.77	0.77	1.88	1.55	1.53	1.53	1.88	3.77	4.82	5.55	5.55	5.55	5.65	5.55	3.77	2.45	5.65	
3	0.55	0.54	0.38	0.38	0.38	0.51	0.55	0.77	0.99	0.99	0.99	0.55	0.55	0.55	0.99	6.65	6.75	10.00	10.00	10.00	8.84	0.99	0.50	0.50	10.00	
4	0.07	0.07	0.06	0.06	0.06	0.06	0.07	0.30	0.27	0.38	0.30	0.30	0.30	0.30	0.30	0.36	0.36	0.55	0.55	0.55	0.90	0.36	0.24	0.17	0.90	
5	0.33	0.33	0.33	0.33	0.33	0.33	0.56	1.75	2.00	3.27	3.27	3.27	3.27	2.55	1.71	1.39	3.27	5.10	3.55	3.14	3.03	0.88	0.66	0.66	5.10	
6	0.09	0.09	0.09	0.09	0.09	0.09	0.07	0.22	0.43	0.37	0.37	0.53	0.24	0.22	0.15	0.22	0.22	0.18	0.13	0.13	0.18	0.13	0.07	0.06	0.53	
7	0.50	0.50	0.50	0.50	0.50	0.50	0.55	0.77	1.25	1.50	1.50	1.50	1.50	1.50	1.25	0.80	0.85	0.85	0.85	0.80	0.65	0.65	0.55	0.55	1.50	
8	0.18	0.22	0.22	0.22	0.18	0.18	0.22	0.38	0.55	0.56	0.85	0.87	0.85	0.65	0.55	0.55	0.56	0.60	0.60	0.54	0.54	0.53	0.27	0.22	0.87	
9	0.26	0.26	0.26	0.26	0.26	0.26	0.27	0.55	0.65	0.88	0.88	0.94	0.94	0.94	0.88	0.55	0.55	0.55	0.55	0.55	0.55	0.55	0.54	0.22	0.18	0.94
10	0.06	0.06	0.06	0.06	0.06	0.06	0.06	0.06	0.06	0.06	0.06	0.07	0.07	0.06	0.06	0.09	0.56	0.78	1.23	0.78	0.06	0.06	0.06	0.06	1.23	
11	0.07	0.07	0.07	0.07	0.07	0.07	0.27	0.26	0.80	0.80	1.43	1.60	1.43	1.43	0.80	0.45	0.80	0.80	1.16	1.16	1.16	0.17	0.07	0.07	1.60	
12	0.13	0.09	0.09	0.07	0.07	0.07	0.09	0.15	0.52	0.55	0.55	0.55	0.55	0.55	0.52	0.15	0.32	0.52	0.52	0.52	0.52	0.26	0.26	0.13	0.55	
13	0.10	0.10	0.10	0.10	0.10	0.10	0.12	0.12	0.52	0.52	0.52	1.00	0.52	0.52	0.32	0.22	0.89	0.89	0.45	0.45	0.45	0.32	0.26	0.26	1.00	
14	0.00	0.00	0.00	0.00	0.00	0.00	0.03	0.07	0.07	0.42	0.36	0.36	0.36	0.36	0.07	0.03	0.07	0.07	0.07	0.07	0.12	0.03	0.00	0.00	0.42	
15	0.09	0.09	0.09	0.09	0.09	0.09	0.12	0.13	0.33	0.38	0.50	0.88	0.87	0.50	0.32	0.33	0.33	0.33	0.33	0.33	0.33	0.33	0.24	0.11	0.11	0.88
16	0.03	0.03	0.03	0.03	0.03	0.03	0.06	0.13	0.17	0.17	0.17	0.17	0.17	0.17	0.17	0.17	0.17	0.17	0.17	0.17	0.17	0.17	0.12	0.07	0.06	0.17
17	0.06	0.06	0.06	0.06	0.00	0.00	0.06	0.06	0.06	0.07	0.13	0.19	0.19	0.24	0.45	0.50	0.32	0.32	0.32	0.25	0.35	0.25	0.06	0.06	0.50	
18	0.00	0.00	0.00	0.00	0.00	0.00	0.06	0.06	0.06	0.07	0.07	0.07	0.19	0.19	0.21	0.21	0.21	0.22	0.22	0.21	0.21	0.52	0.26	0.26	0.52	
19	0.52	0.52	0.52	0.52	0.27	0.52	0.22	0.65	0.65	0.65	0.65	0.65	0.65	0.65	0.22	0.65	0.65	0.65	0.65	0.65	0.65	0.72	1.05	0.92	0.35	1.05
20	0.21	0.21	0.15	0.15	0.15	0.09	0.06	0.07	0.13	0.13	0.13	0.15	0.15	0.15	0.08	0.11	0.15	0.15	0.15	0.15	0.15	0.15	0.08	0.15	0.08	0.21
21	0.09	0.09	0.09	0.09	0.09	0.06	0.26	0.26	0.26	0.50	0.53	0.53	0.53	0.50	0.26	0.26	0.26	0.32	0.32	0.32	0.32	0.53	0.32	0.26	0.06	0.53
22	0.32	0.26	0.26	0.26	0.26	0.26	0.32	0.36	0.56	0.65	0.65	0.65	0.65	0.63	0.32	0.26	0.65	0.77	0.77	0.77	0.65	0.65	0.32	0.26	0.77	
23	0.16	0.16	0.09	0.09	0.12	0.14	0.15	0.16	0.16	0.16	0.16	0.16	0.16	0.23	0.16	0.18	0.18	0.23	0.18	0.18	0.23	0.16	0.16	0.16	0.23	
24	0.16	0.16	0.16	0.16	0.16	0.16	0.16	0.16	0.16	0.16	0.16	0.16	0.16	0.16	0.16	0.16	0.16	0.25	0.36	0.36	0.36	0.36	0.16	0.16	0.36	
25	0.09	0.09	0.09	0.09	0.09	0.09	0.12	0.29	0.36	0.45	0.45	0.45	0.45	0.36	0.29	0.18	1.23	1.23	1.23	1.23	1.23	0.56	0.36	0.12	1.23	
26	0.03	0.00	0.00	0.00	0.03	0.03	0.12	0.12	0.18	0.26	0.26	0.23	0.18	0.15	0.12	0.09	0.26	0.29	0.29	0.23	0.15	0.15	0.03	0.00	0.29	
27	0.14	0.14	0.14	0.14	0.14	0.12	0.15	0.36	0.44	0.44	0.44	0.44	0.44	0.44	0.44	0.36	0.88	1.56	1.56	1.56	0.88	0.36	0.15	0.11	1.56	
28	0.00	0.00	0.00	0.00	0.00	0.00	0.00	0.00	0.00	0.00	0.00	0.00	0.00	0.00	0.00	0.00	0.01	0.01	0.02	0.00	0.00	0.00	0.00	0.00	0.02	
29	0.00	0.00	0.00	0.00	0.00	0.00	0.00	0.00	0.00	0.00	0.00	0.00	0.00	0.00	0.00	0.00	0.02	0.07	0.07	0.07	0.02	0.02	0.02	0.00	0.07	
30	0.00	0.00	0.00	0.00	0.00	0.00	0.00	0.00	0.00	0.00	0.00	0.00	0.00	0.00	0.00	0.00	0.00	0.02	0.02	0.00	0.00	0.00	0.00	0.00	0.02	
31	0.00	0.00	0.00	0.00	0.00	0.00	0.00	0.00	0.00	0.00	0.00	0.00	0.00	0.00	0.00	0.00	0.00	0.00	0.00	0.00	0.00	0.00	0.00	0.00	0.00	0.00

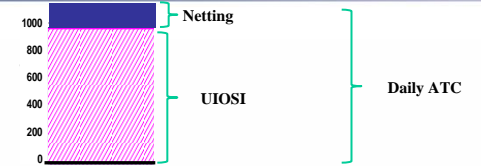


Day	Congestion Income border RO-BG [Euro]	Congestion Income RO [Euro]
01.12	27663	13832
02.12	29462	14731
03.12	15660	7830
04.12	13766	6883
05.12	13148	6574
06.12	4219	2110
07.12	13804	6902
08.12	9004	4502
09.12	7022	3511
10.12	34625	17312
11.12	9550	4775
12.12	15817	7908
13.12	12189	6094
14.12	9233	4616
15.12	9378	4689
16.12	24039	12020
17.12	7983	3992
18.12	7774	3887
19.12	8420	4210
20.12	6020	3010
21.12	7122	3561
22.12	7894	3947
23.12	14058	7029
24.12	14379	7189
25.12	7875	3937
26.12	1561	781
27.12	6158	3079
28.12	49421	24710
29.12	13934	6967
30.12	4988	2494
31.12	18683	9341
Total	424848	212424

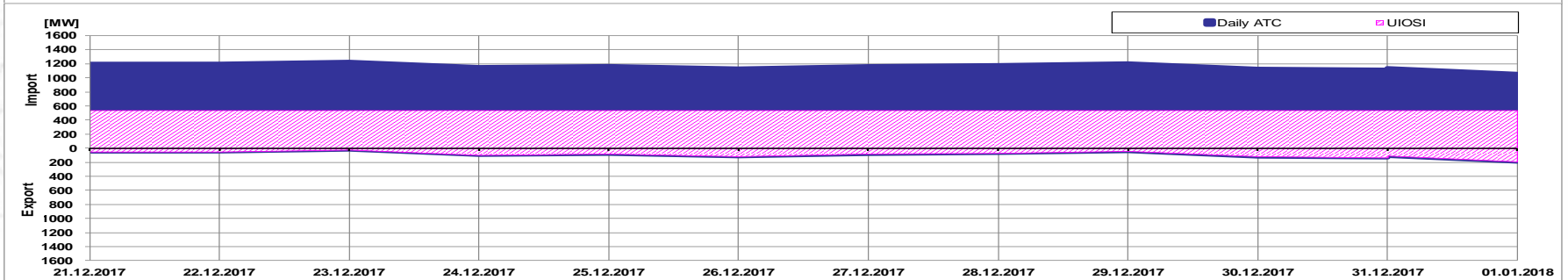
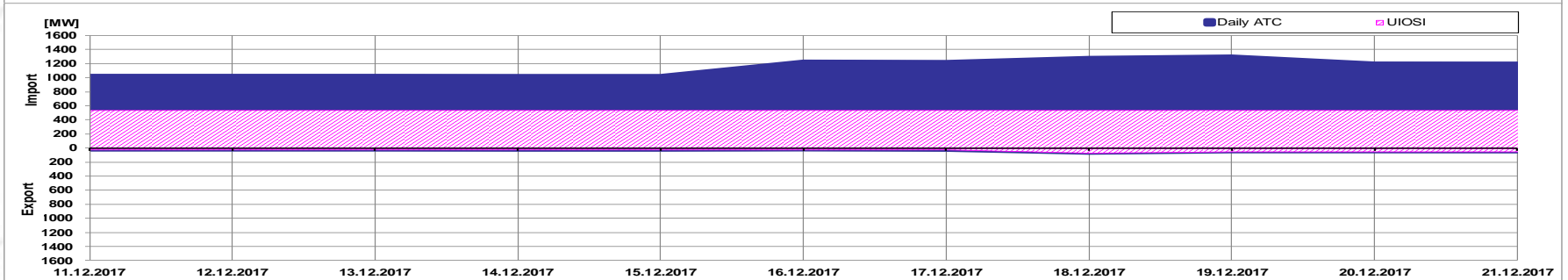
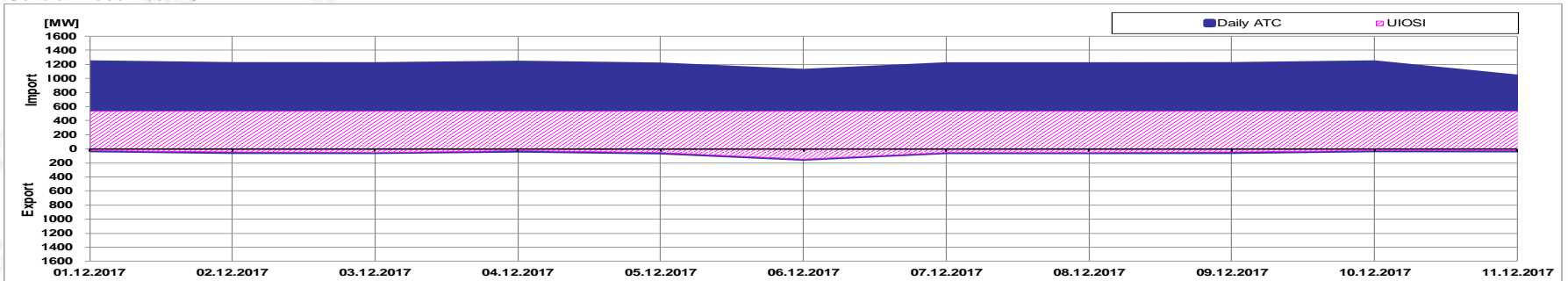
Daily Income [Euro]		Remuneration UIOSI [Euro]	
RO-BG	BG-RO	RO-BG	BG-RO
324685	100163	252475	73750
424848		326225	

TSO Income (Z-R) [Euro]	RO TSO Income (Z-R) [Euro]
98623	49311

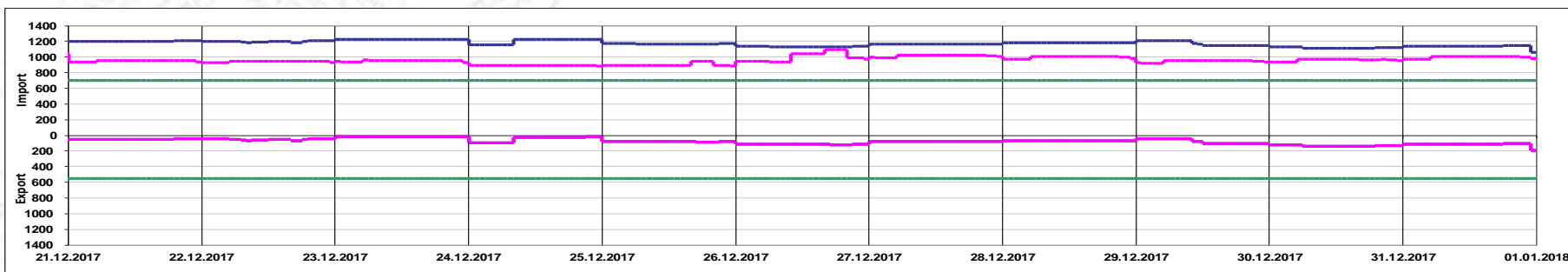
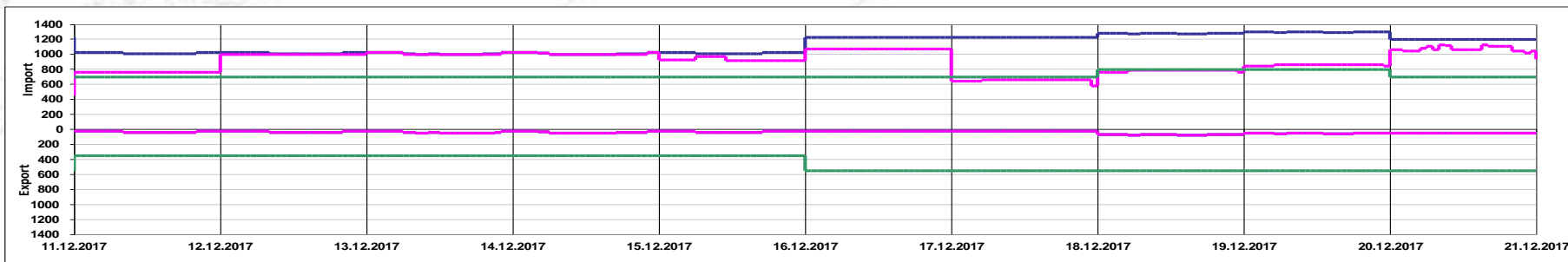
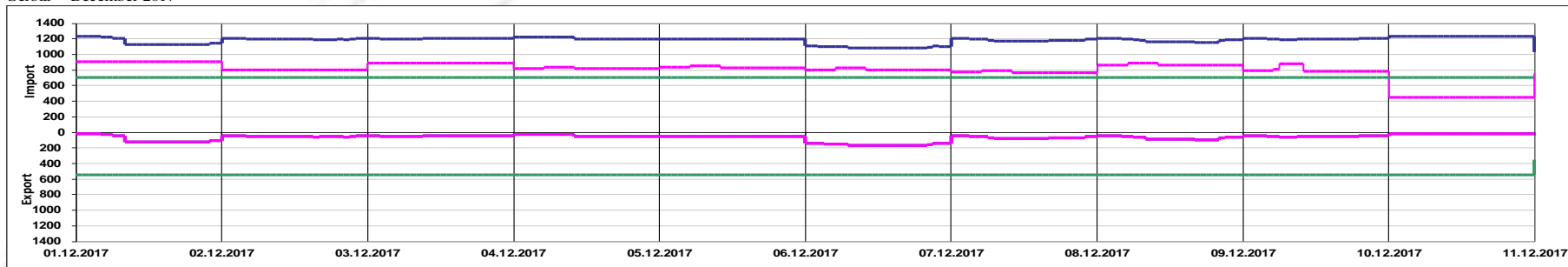
Unused Capacity [MW] average value	
RO-RS	RS-RO
61	535



Serbia December 2017



Serbia December 2017



Offered Capacity on Daily Auction Import (+) / Export (-) [MW]

Allocated Capacity on Daily Auction Import (+) / Export (-) [MW]

Net Transfer Capacity (NTC) Import (+) / Export (-) [MW]

Auction Price [Euro/MWh] – Export

Day	1	2	3	4	5	6	7	8	9	10	11	12	13	14	15	16	17	18	19	20	21	22	23	24	Max	
1	14.23	13.55	11.03	8.88	7.17	4.58	11.83	15.09	7.17	7.17	7.17	7.17	7.17	7.17	7.17	7.17	7.17	7.17	7.17	7.17	8.09	18.80	22.47	21.22	22.47	
2	21.60	22.26	22.53	20.03	17.87	13.36	13.13	14.91	12.29	12.28	9.71	9.64	8.68	7.63	2.38	0.88	1.08	2.19	0.88	1.77	1.77	1.77	2.77	1.81	22.53	
3	0.99	0.99	0.99	0.99	0.99	0.99	0.99	0.99	1.53	3.17	3.17	4.30	5.43	5.45	5.55	2.00	1.23	1.23	1.23	1.23	3.17	3.17	6.72	9.06	9.06	
4	8.00	6.00	4.00	3.50	3.50	3.50	3.17	1.53	2.55	3.00	2.55	2.55	2.55	2.55	2.55	2.55	2.33	2.33	2.33	2.33	2.55	2.55	2.55	5.02	8.00	
5	2.50	2.50	2.10	2.10	1.17	1.15	1.15	1.15	1.15	1.15	1.15	1.15	1.15	1.15	1.15	1.15	1.15	1.15	1.15	1.17	1.48	2.10	2.50	2.50	2.50	
6	1.10	1.10	1.10	1.10	1.10	1.10	1.10	0.44	0.44	0.44	1.10	1.10	1.10	1.10	1.10	1.15	1.15	1.15	1.15	1.10	0.88	1.10	1.10	1.10	1.15	
7	2.02	2.02	2.02	2.01	2.01	2.01	0.88	0.44	0.44	0.44	0.44	0.44	0.44	0.44	0.61	1.15	1.15	1.15	1.15	1.15	0.88	1.15	1.15	1.15	2.02	
8	3.55	3.55	3.55	3.51	3.51	3.51	1.15	1.15	1.15	1.15	1.15	1.15	1.15	1.15	1.15	1.15	1.15	1.15	1.15	1.15	1.17	1.17	2.12	2.12	3.55	
9	4.25	4.25	4.25	4.25	4.25	4.25	0.85	0.65	0.65	0.85	0.85	0.85	0.85	0.85	0.85	1.17	1.17	1.17	1.17	1.17	2.50	2.50	3.89	3.89	4.25	
10	2.55	2.55	2.55	2.37	2.55	2.55	1.15	1.15	1.15	1.15	7.56	7.56	7.56	7.56	6.58	2.96	1.32	1.32	1.32	1.32	1.32	1.15	1.15	1.15	7.56	
11	3.19	3.19	3.19	3.19	3.19	2.55	2.00	1.15	1.15	1.15	1.15	1.15	1.15	1.15	1.15	1.15	1.15	1.15	1.15	1.15	0.65	2.00	2.00	2.00	3.19	
12	4.56	4.56	3.12	4.24	2.23	2.22	2.22	0.21	0.11	0.11	0.11	0.21	0.21	0.21	0.21	0.21	0.11	0.11	0.11	0.11	2.22	4.56	4.56	4.56	4.56	
13	4.56	4.56	4.12	4.56	2.70	0.87	0.57	0.22	0.22	0.22	0.22	0.22	0.22	0.22	0.22	0.22	0.22	0.22	0.22	0.22	0.22	0.36	0.57	0.87	4.56	
14	1.56	1.56	1.56	1.56	1.01	1.56	0.07	0.07	0.07	0.07	0.11	0.11	0.11	0.11	0.11	0.11	0.22	0.22	0.22	0.22	0.36	1.74	7.56	6.18	7.18	7.56
15	5.46	5.60	3.00	3.00	3.00	2.74	0.57	0.57	0.57	0.57	0.99	0.99	0.59	0.59	0.59	0.59	0.59	5.00	4.32	5.00	6.75	13.08	15.45	17.36	17.36	
16	14.00	12.85	13.71	14.00	11.00	9.50	3.00	7.28	8.30	8.93	8.30	10.22	9.86	5.19	4.77	4.50	4.50	4.50	4.50	4.50	4.50	4.50	7.00	7.00	14.00	
17	0.07	0.07	0.07	0.07	0.07	0.07	0.07	0.07	0.07	0.07	0.07	0.07	0.07	0.07	0.07	0.07	0.07	0.07	0.07	0.07	0.07	0.07	0.07	0.07	0.07	
18	7.00	7.00	7.00	7.00	7.00	3.88	3.88	5.11	3.00	3.00	3.00	0.55	0.55	0.55	0.55	0.55	0.55	0.55	0.55	0.55	0.55	0.55	0.55	0.55	7.00	
19	2.00	2.00	2.00	2.00	2.00	2.00	0.96	0.82	0.70	0.70	0.70	0.70	0.70	0.70	0.70	0.62	0.62	0.62	0.62	0.70	0.70	0.70	0.70	0.70	2.00	
20	1.13	1.13	1.13	1.13	1.13	1.13	0.37	0.37	0.37	0.37	0.37	0.37	0.37	0.37	0.37	0.37	0.37	0.37	0.37	0.37	0.37	0.37	0.37	0.37	1.13	
21	1.13	1.13	1.13	1.13	1.13	1.11	0.37	0.37	0.37	0.37	0.37	0.37	0.37	0.37	0.37	0.37	0.37	0.37	0.37	0.37	0.55	0.55	0.55	0.55	1.13	
22	1.11	1.11	2.11	2.57	2.20	2.19	2.19	2.39	1.86	1.51	1.34	0.85	0.82	0.82	0.69	0.51	0.45	0.45	0.51	0.51	0.51	0.51	0.51	0.51	2.57	
23	2.00	2.00	2.00	2.00	2.00	2.00	2.00	2.00	2.00	2.00	2.00	6.88	6.88	6.88	6.88	6.88	6.88	2.00	2.00	2.00	2.00	2.00	2.00	2.00	6.88	
24	1.56	1.56	1.75	1.75	1.75	1.75	1.75	1.56	1.56	1.56	1.56	1.56	1.56	1.56	1.56	1.56	1.56	1.56	1.56	1.56	1.56	1.56	1.56	1.56	1.75	
25	0.36	0.36	0.36	0.36	0.36	0.36	0.36	0.36	0.36	0.36	0.36	0.36	0.36	0.36	0.36	0.36	0.36	0.36	0.36	0.36	0.36	0.36	0.36	0.36	0.36	
26	1.25	1.25	1.25	1.25	1.25	1.25	1.25	0.66	1.56	1.56	1.56	1.56	1.56	1.56	1.56	0.66	0.66	0.66	0.66	0.66	0.66	1.06	1.25	1.25	1.56	
27	1.20	2.12	2.12	3.00	3.00	2.12	1.25	1.25	1.01	1.01	1.01	1.01	1.01	1.01	1.01	0.77	0.77	0.77	0.77	1.20	1.20	3.87	3.87	4.00	4.00	
28	3.57	3.57	3.57	3.01	3.01	3.57	3.57	3.57	5.53	5.72	5.75	6.41	7.00	7.00	7.00	7.00	7.55	8.55	14.00	15.60	16.09	18.50	18.50	14.65	18.50	
29	5.00	5.55	5.55	6.00	6.52	3.60	3.55	3.57	3.55	3.55	2.11	1.55	1.20	0.88	0.88	0.64	0.64	0.64	0.64	0.64	0.64	0.89	0.89	1.14	6.52	
30	0.50	0.50	0.50	0.50	0.50	0.50	0.33	0.33	0.33	0.33	0.33	0.33	0.33	0.33	0.33	0.33	0.33	0.33	0.33	0.33	0.33	0.33	0.33	0.33	0.50	
31	0.33	0.33	0.33	0.33	0.33	0.33	0.33	0.33	0.33	0.33	0.33	0.33	0.33	0.33	0.33	0.33	0.33	0.33	0.33	0.33	0.33	0.33	0.33	0.33	0.33	

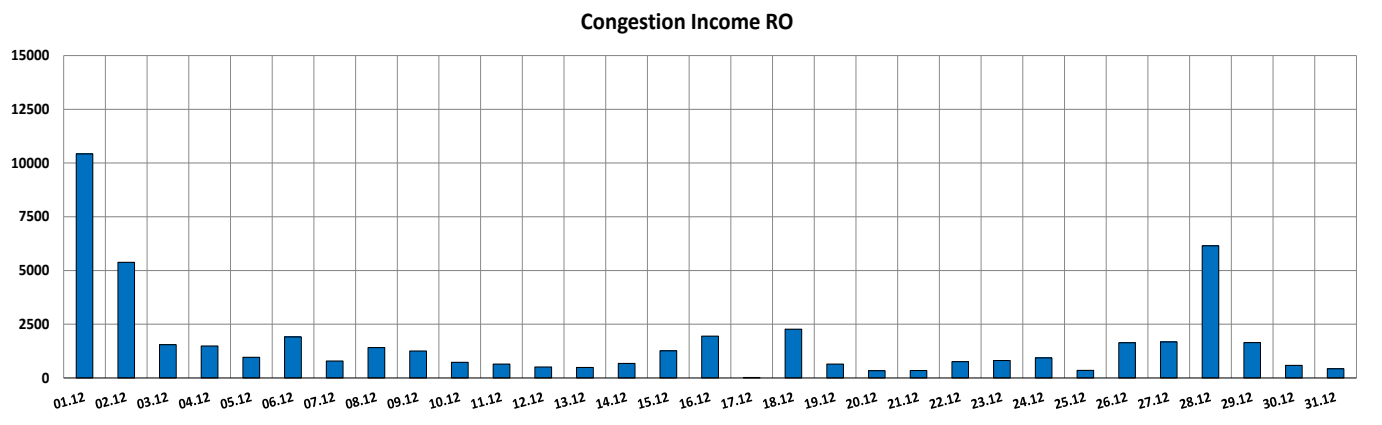
Serbia December 2017

Auction Price [Euro/MWh] – Import

Day	1	2	3	4	5	6	7	8	9	10	11	12	13	14	15	16	17	18	19	20	21	22	23	24	Max
1	0.00	0.00	0.00	0.00	0.00	0.00	0.00	0.00	0.00	0.00	0.00	0.00	0.00	0.00	0.00	0.00	0.00	0.00	0.00	0.00	0.00	0.00	0.00	0.00	0.00
2	0.00	0.00	0.00	0.00	0.00	0.00	0.00	0.00	0.00	0.00	0.00	0.00	0.00	0.00	0.00	0.00	0.00	0.00	0.00	0.00	0.00	0.00	0.00	0.00	0.00
3	0.00	0.00	0.00	0.00	0.00	0.00	0.00	0.00	0.00	0.00	0.00	0.00	0.00	0.00	0.00	0.00	0.00	0.00	0.00	0.00	0.00	0.00	0.00	0.00	0.00
4	0.00	0.00	0.00	0.00	0.00	0.00	0.00	0.00	0.00	0.00	0.00	0.00	0.00	0.00	0.00	0.00	0.00	0.00	0.00	0.00	0.00	0.00	0.00	0.00	0.00
5	0.00	0.00	0.00	0.00	0.00	0.00	0.00	0.00	0.00	0.00	0.00	0.00	0.00	0.00	0.00	0.00	0.00	0.00	0.00	0.00	0.00	0.00	0.00	0.00	0.00
6	0.00	0.00	0.00	0.00	0.00	0.00	0.00	0.00	0.00	0.00	0.00	0.00	0.00	0.00	0.00	0.00	0.00	0.00	0.00	0.00	0.00	0.00	0.00	0.00	0.00
7	0.00	0.00	0.00	0.00	0.00	0.00	0.00	0.00	0.00	0.00	0.00	0.00	0.00	0.00	0.00	0.00	0.00	0.00	0.00	0.00	0.00	0.00	0.00	0.00	0.00
8	0.00	0.00	0.00	0.00	0.00	0.00	0.00	0.00	0.00	0.00	0.00	0.00	0.00	0.00	0.00	0.00	0.00	0.00	0.00	0.00	0.00	0.00	0.00	0.00	0.00
9	0.00	0.00	0.00	0.00	0.00	0.00	0.00	0.00	0.00	0.00	0.00	0.00	0.00	0.00	0.00	0.00	0.00	0.00	0.00	0.00	0.00	0.00	0.00	0.00	0.00
10	0.00	0.00	0.00	0.00	0.00	0.00	0.00	0.00	0.00	0.00	0.00	0.00	0.00	0.00	0.00	0.00	0.00	0.00	0.00	0.00	0.00	0.00	0.00	0.00	0.00
11	0.00	0.00	0.00	0.00	0.00	0.00	0.00	0.00	0.00	0.00	0.00	0.00	0.00	0.00	0.00	0.00	0.00	0.00	0.00	0.00	0.00	0.00	0.00	0.00	0.00
12	0.00	0.00	0.00	0.00	0.00	0.00	0.00	0.00	0.00	0.00	0.00	0.00	0.00	0.00	0.00	0.00	0.00	0.00	0.00	0.00	0.00	0.00	0.00	0.00	0.00
13	0.01	0.01	0.01	0.01	0.01	0.01	0.01	0.01	0.01	0.01	0.01	0.01	0.01	0.01	0.01	0.01	0.01	0.01	0.01	0.01	0.01	0.01	0.01	0.01	0.01
14	0.01	0.01	0.01	0.01	0.01	0.01	0.02	0.02	0.02	0.02	0.01	0.01	0.01	0.01	0.01	0.01	0.01	0.01	0.01	0.01	0.01	0.01	0.01	0.01	0.02
15	0.00	0.00	0.00	0.00	0.00	0.00	0.00	0.00	0.00	0.00	0.00	0.00	0.00	0.00	0.00	0.00	0.00	0.00	0.00	0.00	0.00	0.00	0.00	0.00	0.00
16	0.00	0.00	0.00	0.00	0.00	0.00	0.00	0.00	0.00	0.00	0.00	0.00	0.00	0.00	0.00	0.00	0.00	0.00	0.00	0.00	0.00	0.00	0.00	0.00	0.00
17	0.00	0.00	0.00	0.00	0.00	0.00	0.00	0.00	0.00	0.00	0.00	0.00	0.00	0.00	0.00	0.00	0.00	0.00	0.00	0.00	0.00	0.00	0.00	0.00	0.00
18	0.00	0.00	0.00	0.00	0.00	0.00	0.00	0.00	0.00	0.00	0.00	0.00	0.00	0.00	0.00	0.00	0.00	0.00	0.00	0.00	0.00	0.00	0.00	0.00	0.00
19	0.00	0.00	0.00	0.00	0.00	0.00	0.00	0.00	0.00	0.00	0.00	0.00	0.00	0.00	0.00	0.00	0.00	0.00	0.00	0.00	0.00	0.00	0.00	0.00	0.00
20	0.00	0.00	0.00	0.00	0.00	0.00	0.00	0.00	0.00	0.00	0.00	0.00	0.00	0.00	0.00	0.00	0.00	0.00	0.00	0.00	0.00	0.00	0.00	0.00	0.00
21	0.00	0.00	0.00	0.00	0.00	0.00	0.00	0.00	0.00	0.00	0.00	0.00	0.00	0.00	0.00	0.00	0.00	0.00	0.00	0.00	0.00	0.00	0.00	0.00	0.00
22	0.00	0.00	0.00	0.00	0.00	0.00	0.00	0.00	0.00	0.00	0.00	0.00	0.00	0.00	0.00	0.00	0.00	0.00	0.00	0.00	0.00	0.00	0.00	0.00	0.00
23	0.00	0.00	0.00	0.00	0.00	0.00	0.00	0.00	0.00	0.00	0.00	0.00	0.00	0.00	0.00	0.00	0.00	0.00	0.00	0.00	0.00	0.00	0.00	0.00	0.00
24	0.00	0.00	0.00	0.00	0.00	0.00	0.00	0.00	0.00	0.00	0.00	0.00	0.00	0.00	0.00	0.00	0.00	0.00	0.00	0.00	0.00	0.00	0.00	0.00	0.00
25	0.00	0.00	0.00	0.00	0.00	0.00	0.00	0.00	0.00	0.00	0.00	0.00	0.00	0.00	0.00	0.00	0.00	0.00	0.00	0.00	0.00	0.00	0.00	0.00	0.00
26	0.00	0.00	0.00	0.00	0.00	0.00	0.00	0.00	0.00	0.00	0.00	0.00	0.00	0.00	0.00	0.00	0.00	0.00	0.00	0.00	0.00	0.00	0.00	0.00	0.00
27	0.00	0.00	0.00	0.00	0.00	0.00	0.00	0.00	0.00	0.00	0.00	0.00	0.00	0.00	0.00	0.00	0.00	0.00	0.00	0.00	0.00	0.00	0.00	0.00	0.00
28	0.00	0.00	0.00	0.00	0.00	0.00	0.00	0.00	0.00	0.00	0.00	0.00	0.00	0.00	0.00	0.00	0.00	0.00	0.00	0.00	0.00	0.00	0.00	0.00	0.00
29	0.00	0.00	0.00	0.00	0.00	0.00	0.00	0.00	0.00	0.00	0.00	0.00	0.00	0.00	0.00	0.00	0.00	0.00	0.00	0.00	0.00	0.00	0.00	0.00	0.00
30	0.00	0.00	0.00	0.00	0.00	0.00	0.00	0.00	0.00	0.00	0.00	0.00	0.00	0.00	0.00	0.00	0.00	0.00	0.00	0.00	0.00	0.00	0.00	0.00	0.00
31	0.00	0.00	0.00	0.00	0.00	0.00	0.00	0.00	0.00	0.00	0.00	0.00	0.00	0.00	0.00	0.00	0.00	0.00	0.00	0.00	0.00	0.00	0.00	0.00	0.00

Serbia December 2017

Daily Allocation on Romanian – Serbian border

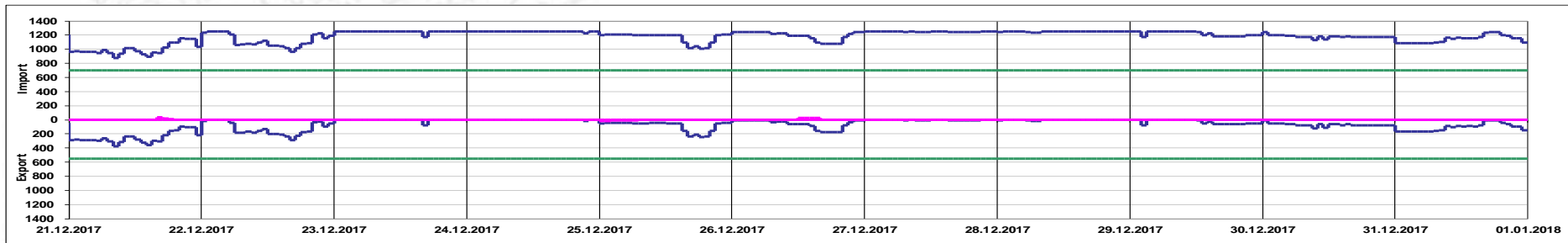
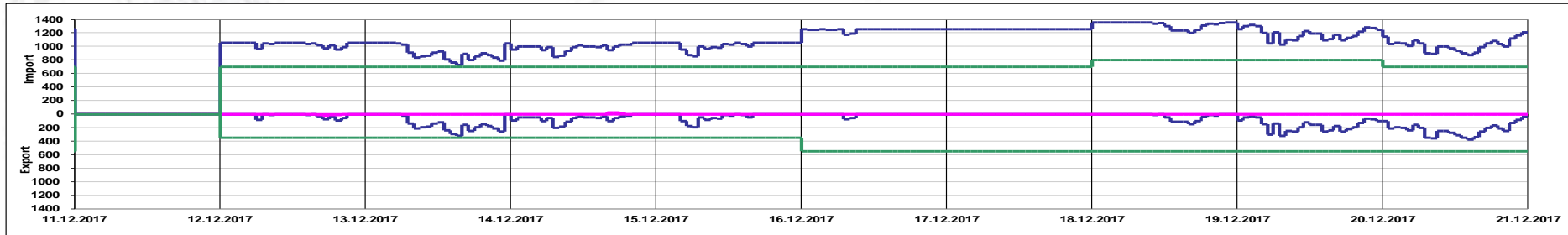
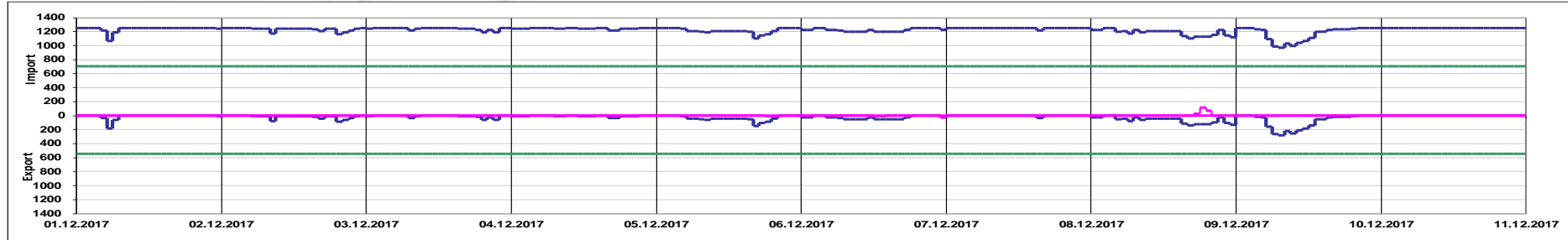


Day	Congestion Income border RO-RS [Euro]	Congestion Income RO [Euro]
01.12	20848	10424
02.12	10756	5378
03.12	3098	1549
04.12	2979	1490
05.12	1921	961
06.12	3822	1911
07.12	1575	788
08.12	2818	1409
09.12	2510	1255
10.12	1461	730
11.12	1292	646
12.12	1016	508
13.12	980	490
14.12	1351	675
15.12	2525	1263
16.12	3888	1944
17.12	44	22
18.12	4543	2271
19.12	1291	645
20.12	677	339
21.12	695	347
22.12	1512	756
23.12	1623	811
24.12	1867	933
25.12	699	350
26.12	3267	1633
27.12	3345	1673
28.12	12294	6147
29.12	3288	1644
30.12	1173	587
31.12	858	429
Total	100014	50007

Daily Income [Euro]		Remuneration UIOSI [Euro]	
RO-RS	RS-RO	RO-RS	RS-RO
99490	524	99324	278
100014		99602	

TSO Income (Z-R) [Euro]	RO TSO Income (Z-R) [Euro]
412	206

Serbia December 2017



Offered Capacity on Intraday Auction Import (+) / Export (-) [MW]

Allocated Capacity on Intraday Auction Import (+) / Export (-) [MW]

Net Transfer Capacity (NTC) Import (+) / Export (-) [MW]

- On Serbian TSO's request, intraday auctions were canceled for 11.12.2017 to accomplish the transition to a new IT system (MMS).

Auction Price [Euro/MWh] - Export

Day	1	2	3	4	5	6	7	8	9	10	11	12	13	14	15	16	17	18	19	20	21	22	23	24	Max	
1	0.00	-	-	-	0.00	0.00	0.00	-	-	-	-	-	-	-	-	-	-	-	-	-	-	-	-	-	0.00	0.00
2	-	-	-	-	-	0.00	0.00	0.00	0.00	0.00	0.00	0.00	0.00	0.00	0.00	0.00	0.00	0.00	0.00	0.00	0.00	0.00	0.00	0.00	0.00	0.00
3	0.00	-	-	-	-	-	-	0.00	0.00	-	-	-	-	-	-	0.00	0.00	0.00	0.00	0.00	0.00	0.00	0.00	-	-	0.00
4	0.00	0.00	0.00	-	-	-	-	0.00	0.00	-	-	0.00	0.00	0.00	-	-	0.00	0.00	0.00	0.00	0.00	0.00	-	-	-	0.00
5	-	-	-	-	0.00	0.00	0.00	0.00	0.00	0.00	0.00	0.00	0.00	0.00	0.00	0.00	0.00	0.00	0.00	0.00	0.00	-	-	-	-	0.00
6	0.00	0.00	-	-	0.00	0.00	0.00	0.00	0.00	0.00	0.00	0.00	0.00	0.00	0.00	0.00	0.00	0.00	-	-	-	-	-	-	0.00	0.00
7	-	-	-	-	-	-	-	-	-	-	-	-	-	-	-	0.00	-	-	-	-	-	-	-	-	-	0.00
8	0.00	0.00	0.00	-	0.00	0.00	0.00	0.00	0.00	0.00	0.00	0.00	0.00	0.00	0.00	0.00	0.00	0.00	0.00	0.00	0.00	0.00	0.00	0.00	0.00	0.00
9	-	-	-	0.00	0.00	0.00	0.00	0.00	0.00	0.00	0.00	0.00	0.00	0.00	0.00	0.00	0.00	0.00	0.00	0.00	0.00	-	-	-	-	0.00
10	-	-	-	-	-	-	-	-	-	-	-	-	-	-	-	-	-	-	-	-	-	-	-	-	-	-
11	-	-	-	-	-	-	-	-	-	-	-	-	-	-	-	-	-	-	-	-	-	-	-	-	-	-
12	-	-	-	-	-	-	0.00	0.00	0.00	0.00	0.00	0.00	-	-	0.00	0.00	0.00	0.00	0.00	0.00	0.00	0.00	-	-	-	0.00
13	-	-	-	-	-	0.00	0.00	0.00	0.00	0.00	0.00	0.00	0.00	0.00	0.00	0.00	0.00	0.00	0.00	0.00	0.00	0.00	0.00	0.00	0.00	0.00
14	0.00	0.00	0.00	0.00	0.00	0.00	0.00	0.00	0.00	0.00	0.00	0.00	0.00	0.00	0.00	0.00	0.00	0.00	0.00	0.00	0.00	-	-	-	-	0.00
15	-	-	-	-	0.00	0.00	0.00	0.00	0.00	0.00	0.00	0.00	0.00	-	0.00	0.00	-	-	-	-	-	-	-	-	-	0.00
16	-	0.00	0.00	-	0.00	0.00	-	0.00	0.00	-	-	-	-	-	-	-	-	-	-	-	-	-	-	-	-	0.00
17	-	-	-	-	-	-	-	-	-	-	-	-	-	-	-	-	-	-	-	-	-	-	-	-	-	-
18	-	-	-	-	-	-	-	-	-	-	0.00	0.00	0.00	0.00	0.00	0.00	0.00	0.00	0.00	0.00	0.00	0.00	0.00	-	-	0.00
19	0.00	0.00	0.00	0.00	0.00	0.00	0.00	0.00	0.00	0.00	0.00	0.00	0.00	0.00	0.00	0.00	0.00	0.00	0.00	0.00	0.00	0.00	0.00	0.00	0.00	0.00
20	0.00	0.00	0.00	0.00	0.00	0.00	0.00	0.00	0.00	0.00	0.00	0.00	0.00	0.00	0.00	0.00	0.00	0.00	0.00	0.00	0.00	0.00	0.00	0.00	0.00	0.00
21	0.00	0.00	0.00	0.00	0.00	0.00	0.00	0.00	0.00	0.00	0.00	0.00	0.00	0.00	0.00	0.00	0.00	0.00	0.00	0.00	0.00	0.00	0.00	0.00	0.00	0.00
22	0.00	-	-	-	-	0.00	0.00	0.00	0.00	0.00	0.00	0.00	0.00	0.00	0.00	0.00	0.00	0.00	0.00	0.00	0.00	0.00	0.00	0.00	0.00	0.00
23	-	-	-	-	-	-	-	-	-	-	-	-	-	-	-	-	0.00	-	-	-	-	-	-	-	-	0.00
24	-	-	-	-	-	-	-	-	-	-	-	-	-	-	-	-	-	-	-	-	-	-	-	0.00	-	0.00
25	0.00	0.00	0.00	0.00	0.00	0.00	0.00	0.00	0.00	0.00	0.00	0.00	0.00	0.00	0.00	0.00	0.00	0.00	0.00	0.00	0.00	0.00	0.00	0.00	0.00	0.00
26	0.00	0.00	0.00	0.00	0.00	0.00	0.00	0.00	0.00	0.00	0.00	0.00	0.00	0.00	0.00	0.00	0.00	0.00	0.00	0.00	0.00	0.00	0.00	0.00	0.00	0.00
27	-	-	-	-	-	-	-	0.00	-	0.00	0.00	0.00	-	-	0.00	0.00	0.00	0.00	0.00	0.00	0.00	0.00	-	0.00	0.00	0.00
28	0.00	-	-	-	-	0.00	0.00	0.00	-	-	-	-	-	-	-	-	-	-	-	-	-	-	-	-	-	0.00
29	-	-	0.00	-	-	-	-	-	-	-	-	-	0.00	0.00	0.00	0.00	0.00	0.00	0.00	0.00	0.00	0.00	0.00	0.00	0.00	0.00
30	0.00	0.00	0.00	0.00	0.00	0.00	0.00	0.00	0.00	0.00	0.00	0.00	0.00	0.00	0.00	0.00	0.00	0.00	0.00	0.00	0.00	0.00	0.00	0.00	0.00	0.00
31	0.00	0.00	0.00	0.00	0.00	0.00	0.00	0.00	0.00	0.00	0.00	0.00	0.00	0.00	0.00	0.00	0.00	0.00	0.00	0.00	0.00	0.00	0.00	0.00	0.00	0.00

Serbia December 2017

- On Serbian TSO's request, intraday auctions were canceled for 11.12.2017 to accomplish the transition to a new IT system (MMS).

Auction Price [Euro/MWh] - Import

Day	1	2	3	4	5	6	7	8	9	10	11	12	13	14	15	16	17	18	19	20	21	22	23	24	Max	
1	0.00	0.00	0.00	0.00	0.00	0.00	0.00	0.00	0.00	0.00	0.00	0.00	0.00	0.00	0.00	0.00	0.00	0.00	0.00	0.00	0.00	0.00	0.00	0.00	0.00	0.00
2	0.00	0.00	0.00	0.00	0.00	0.00	0.00	0.00	0.00	0.00	0.00	0.00	0.00	0.00	0.00	0.00	0.00	0.00	0.00	0.00	0.00	0.00	0.00	0.00	0.00	0.00
3	0.00	0.00	0.00	0.00	0.00	0.00	0.00	0.00	0.00	0.00	0.00	0.00	0.00	0.00	0.00	0.00	0.00	0.00	0.00	0.00	0.00	0.00	0.00	0.00	0.00	0.00
4	0.00	0.00	0.00	0.00	0.00	0.00	0.00	0.00	0.00	0.00	0.00	0.00	0.00	0.00	0.00	0.00	0.00	0.00	0.00	0.00	0.00	0.00	0.00	0.00	0.00	0.00
5	0.00	0.00	0.00	0.00	0.00	0.00	0.00	0.00	0.00	0.00	0.00	0.00	0.00	0.00	0.00	0.00	0.00	0.00	0.00	0.00	0.00	0.00	0.00	0.00	0.00	0.00
6	0.00	0.00	0.00	0.00	0.00	0.00	0.00	0.00	0.00	0.00	0.00	0.00	0.00	0.00	0.00	0.00	0.00	0.00	0.00	0.00	0.00	0.00	0.00	0.00	0.00	0.00
7	0.00	0.00	0.00	0.00	0.00	0.00	0.00	0.00	0.00	0.00	0.00	0.00	0.00	0.00	0.00	0.00	0.00	0.00	0.00	0.00	0.00	0.00	0.00	0.00	0.00	0.00
8	0.00	0.00	0.00	0.00	0.00	0.00	0.00	0.00	0.00	0.00	0.00	0.00	0.00	0.00	0.00	0.00	0.00	0.00	0.00	0.00	0.00	0.00	0.00	0.00	0.00	0.00
9	0.00	0.00	0.00	0.00	0.00	0.00	0.00	0.00	0.00	0.00	0.00	0.00	0.00	0.00	0.00	0.00	0.00	0.00	0.00	0.00	0.00	0.00	0.00	0.00	0.00	0.00
10	0.00	0.00	0.00	0.00	0.00	0.00	0.00	0.00	0.00	0.00	0.00	0.00	0.00	0.00	0.00	0.00	0.00	0.00	0.00	0.00	0.00	0.00	0.00	0.00	0.00	0.00
11	-	-	-	-	-	-	-	-	-	-	-	-	-	-	-	-	-	-	-	-	-	-	-	-	-	-
12	0.00	0.00	0.00	0.00	0.00	0.00	0.00	0.00	0.00	0.00	0.00	0.00	0.00	0.00	0.00	0.00	0.00	0.00	0.00	0.00	0.00	0.00	0.00	0.00	0.00	0.00
13	0.00	0.00	0.00	0.00	0.00	0.00	0.00	0.00	0.00	0.00	0.00	0.00	0.00	0.00	0.00	0.00	0.00	0.00	0.00	0.00	0.00	0.00	0.00	0.00	0.00	0.00
14	0.00	0.00	0.00	0.00	0.00	0.00	0.00	0.00	0.00	0.00	0.00	0.00	0.00	0.00	0.00	0.00	0.00	0.00	0.00	0.00	0.00	0.00	0.00	0.00	0.00	0.00
15	0.00	0.00	0.00	0.00	0.00	0.00	0.00	0.00	0.00	0.00	0.00	0.00	0.00	0.00	0.00	0.00	0.00	0.00	0.00	0.00	0.00	0.00	0.00	0.00	0.00	0.00
16	0.00	0.00	0.00	0.00	0.00	0.00	0.00	0.00	0.00	0.00	0.00	0.00	0.00	0.00	0.00	0.00	0.00	0.00	0.00	0.00	0.00	0.00	0.00	0.00	0.00	0.00
17	0.00	0.00	0.00	0.00	0.00	0.00	0.00	0.00	0.00	0.00	0.00	0.00	0.00	0.00	0.00	0.00	0.00	0.00	0.00	0.00	0.00	0.00	0.00	0.00	0.00	0.00
18	0.00	0.00	0.00	0.00	0.00	0.00	0.00	0.00	0.00	0.00	0.00	0.00	0.00	0.00	0.00	0.00	0.00	0.00	0.00	0.00	0.00	0.00	0.00	0.00	0.00	0.00
19	0.00	0.00	0.00	0.00	0.00	0.00	0.00	0.00	0.00	0.00	0.00	0.00	0.00	0.00	0.00	0.00	0.00	0.00	0.00	0.00	0.00	0.00	0.00	0.00	0.00	0.00
20	0.00	0.00	0.00	0.00	0.00	0.00	0.00	0.00	0.00	0.00	0.00	0.00	0.00	0.00	0.00	0.00	0.00	0.00	0.00	0.00	0.00	0.00	0.00	0.00	0.00	0.00
21	0.00	0.00	0.00	0.00	0.00	0.00	0.00	0.00	0.00	0.00	0.00	0.00	0.00	0.00	0.00	0.00	0.00	0.00	0.00	0.00	0.00	0.00	0.00	0.00	0.00	0.00
22	0.00	0.00	0.00	0.00	0.00	0.00	0.00	0.00	0.00	0.00	0.00	0.00	0.00	0.00	0.00	0.00	0.00	0.00	0.00	0.00	0.00	0.00	0.00	0.00	0.00	0.00
23	0.00	0.00	0.00	0.00	0.00	0.00	0.00	0.00	0.00	0.00	0.00	0.00	0.00	0.00	0.00	0.00	0.00	0.00	0.00	0.00	0.00	0.00	0.00	0.00	0.00	0.00
24	0.00	0.00	0.00	0.00	0.00	0.00	0.00	0.00	0.00	0.00	0.00	0.00	0.00	0.00	0.00	0.00	0.00	0.00	0.00	0.00	0.00	0.00	0.00	0.00	0.00	0.00
25	0.00	0.00	0.00	0.00	0.00	0.00	0.00	0.00	0.00	0.00	0.00	0.00	0.00	0.00	0.00	0.00	0.00	0.00	0.00	0.00	0.00	0.00	0.00	0.00	0.00	0.00
26	0.00	0.00	0.00	0.00	0.00	0.00	0.00	0.00	0.00	0.00	0.00	0.00	0.00	0.00	0.00	0.00	0.00	0.00	0.00	0.00	0.00	0.00	0.00	0.00	0.00	0.00
27	0.00	0.00	0.00	0.00	0.00	0.00	0.00	0.00	0.00	0.00	0.00	0.00	0.00	0.00	0.00	0.00	0.00	0.00	0.00	0.00	0.00	0.00	0.00	0.00	0.00	0.00
28	0.00	0.00	0.00	0.00	0.00	0.00	0.00	0.00	0.00	0.00	0.00	0.00	0.00	0.00	0.00	0.00	0.00	0.00	0.00	0.00	0.00	0.00	0.00	0.00	0.00	0.00
29	0.00	0.00	0.00	0.00	0.00	0.00	0.00	0.00	0.00	0.00	0.00	0.00	0.00	0.00	0.00	0.00	0.00	0.00	0.00	0.00	0.00	0.00	0.00	0.00	0.00	0.00
30	0.00	0.00	0.00	0.00	0.00	0.00	0.00	0.00	0.00	0.00	0.00	0.00	0.00	0.00	0.00	0.00	0.00	0.00	0.00	0.00	0.00	0.00	0.00	0.00	0.00	0.00
31	0.00	0.00	0.00	0.00	0.00	0.00	0.00	0.00	0.00	0.00	0.00	0.00	0.00	0.00	0.00	0.00	0.00	0.00	0.00	0.00	0.00	0.00	0.00	0.00	0.00	0.00

Serbia December 2017

- On Serbian TSO's request, intraday auctions were canceled for 11.12.2017 to accomplish the transition to a new IT system (MMS).

Public

Statistics on Monthly Auction

December 2017		1	2	3	4	5	6	7	8	9	10	11	12	13	14	15	16	17	18	19	20	21	22	23	24	25	26	27	28	29	30	31
Hungary export	Number of Capacity Traders	18	18	18	18	18	18	18	18	18	18	18	18	18	18	18	18	18	18	18	18	18	18	18	18	18	18	18	18	18	18	18
	Number of Capacity Holders	8	8	8	8	8	8	8	8	8	8	8	8	8	8	8	8	8	8	8	8	8	8	8	8	8	8	8	8	8	8	8
	Number of Bids	90	90	90	90	90	90	90	90	90	90	90	90	90	90	90	90	90	90	90	90	90	90	90	90	90	90	90	90	90	90	90
Hungary import	Number of Capacity Traders	13	13	13	13	13	13	13	13	13	13	13	13	13	13	13	13	13	13	13	13	13	13	13	13	13	13	13	13	13	13	
	Number of Capacity Holders	10	10	10	10	10	10	10	10	10	10	10	10	10	10	10	10	10	10	10	10	10	10	10	10	10	10	10	10	10	10	10
	Number of Bids	73	73	73	73	73	73	73	73	73	73	73	73	73	73	73	73	73	73	73	73	73	73	73	73	73	73	73	73	73	73	73
Bulgaria export	Number of Capacity Traders	15	15	15	15	15	15	15	15	15	15	15	15	15	15	15	15	15	15	15	15	15	15	15	15	15	15	15	15	15	15	
	Number of Capacity Holders	10	10	10	10	10	10	10	10	10	10	10	10	10	10	10	10	10	10	10	10	10	10	10	10	10	10	10	10	10	10	10
	Number of Bids	61	61	61	61	61	61	61	61	61	61	61	61	61	61	61	61	61	61	61	61	61	61	61	61	61	61	61	61	61	61	61
Bulgaria import	Number of Capacity Traders	15	15	15	15	15	15	15	15	15	15	15	15	15	15	15	15	15	15	15	15	15	15	15	15	15	15	15	15	15	15	
	Number of Capacity Holders	9	9	9	9	9	9	9	9	9	9	9	9	9	9	9	9	9	9	9	9	9	9	9	9	9	9	9	9	9	9	9
	Number of Bids	67	67	67	67	67	67	67	67	67	67	67	67	67	67	67	67	67	67	67	67	67	67	67	67	67	67	67	67	67	67	67
Serbia export	Number of Capacity Traders	13	13	13	13	13	13	13	13	13	13	13	13	13	13	13	13	13	13	13	13	13	13	13	13	13	13	13	13	13	13	
	Number of Capacity Holders	9	9	9	9	9	9	9	9	9	9	6	6	6	6	6	9	9	9	9	9	9	9	9	9	9	9	9	9	9	9	
	Number of Bids	52	52	52	52	52	52	52	52	52	52	51	51	51	51	51	52	52	52	52	52	52	52	52	52	52	52	52	52	52	52	
Serbia import	Number of Capacity Traders	7	7	7	7	7	7	7	7	7	7	7	7	7	7	7	7	7	7	7	7	7	7	7	7	7	7	7	7	7	7	
	Number of Capacity Holders	7	7	7	7	7	7	7	7	7	7	7	7	7	7	7	7	7	7	7	7	7	7	7	7	7	7	7	7	7	7	
	Number of Bids	20	20	20	20	20	20	20	20	20	20	20	20	20	20	20	20	20	20	20	20	20	20	20	20	20	20	20	20	20	20	
Ukraine export	Number of Capacity Traders	-	-	-	-	-	-	-	-	-	-	-	-	-	-	-	-	-	-	-	-	-	-	-	-	-	-	-	-	-	-	
	Number of Capacity Holders	-	-	-	-	-	-	-	-	-	-	-	-	-	-	-	-	-	-	-	-	-	-	-	-	-	-	-	-	-	-	
	Number of Bids	-	-	-	-	-	-	-	-	-	-	-	-	-	-	-	-	-	-	-	-	-	-	-	-	-	-	-	-	-	-	
Ukraine import	Number of Capacity Traders	4	4	4	-	-	-	-	-	5	5	5	5	5	5	5	5	5	5	5	5	5	5	5	5	5	5	5	5	5	5	
	Number of Capacity Holders	2	2	2	-	-	-	-	-	3	3	3	3	3	3	3	3	3	3	3	3	3	3	3	3	3	3	3	3	3	3	
	Number of Bids	8	8	8	-	-	-	-	-	9	9	9	9	9	9	9	9	9	9	9	9	9	9	9	9	9	9	9	9	9	9	
Moldavia import RO_Cioara	Number of Capacity Traders	-	-	-	-	-	-	-	-	-	-	-	-	-	-	-	-	-	-	-	-	-	-	-	-	-	-	-	-	-		
	Number of Capacity Holders	-	-	-	-	-	-	-	-	-	-	-	-	-	-	-	-	-	-	-	-	-	-	-	-	-	-	-	-	-	-	
	Number of Bids	-	-	-	-	-	-	-	-	-	-	-	-	-	-	-	-	-	-	-	-	-	-	-	-	-	-	-	-	-	-	
Moldavia import RO_Costesti	Number of Capacity Traders	-	-	-	-	-	-	-	-	-	-	-	-	-	-	-	-	-	-	-	-	-	-	-	-	-	-	-	-	-	-	
	Number of Capacity Holders	-	-	-	-	-	-	-	-	-	-	-	-	-	-	-	-	-	-	-	-	-	-	-	-	-	-	-	-	-	-	
	Number of Bids	-	-	-	-	-	-	-	-	-	-	-	-	-	-	-	-	-	-	-	-	-	-	-	-	-	-	-	-	-	-	
Moldavia import RO_Vulcanesti	Number of Capacity Traders	-	-	-	-	-	-	-	-	-	-	-	-	-	-	-	-	-	-	-	-	-	-	-	-	-	-	-	-	-	-	
	Number of Capacity Holders	-	-	-	-	-	-	-	-	-	-	-	-	-	-	-	-	-	-	-	-	-	-	-	-	-	-	-	-	-	-	
	Number of Bids	-	-	-	-	-	-	-	-	-	-	-	-	-	-	-	-	-	-	-	-	-	-	-	-	-	-	-	-	-	-	

December 2017	Maximum	Minimum
Number of Capacity Traders	18	4
Number of Capacity Holders	10	2
Number of Bids	90	8

Statistics on Daily Auctions

December 2017		Daily Auctions		1	2	3	4	5	6	7	8	9	10	11	12	13	14	15	16	17	18	19	20	21	22	23	24	25	26	27	28	29	30	31
Serbia Export	Maximum Number of Capacity Traders	9	9	6	5	7	9	9	9	9	9	9	4	5	7	8	8	10	9	4	4	9	9	8	8	9	6	6	7	7	9	9	9	6
	Maximum Number of Capacity Holders	3	3	3	3	3	6	4	4	4	3	3	4	4	4	3	3	2	3	2	3	2	3	3	3	2	3	6	4	4	5	5	4	
	Maximum Number of Bids	29	24	14	14	15	20	17	19	21	8	9	14	16	17	20	18	6	9	19	18	17	20	14	13	13	21	20	23	17	19	13		
Serbia Import	Maximum Number of Capacity Traders	7	6	5	5	8	8	7	7	7	3	4	8	8	8	8	7	4	4	8	9	9	9	9	6	6	8	7	9	9	8	6		
	Maximum Number of Capacity Holders	7	6	5	5	8	8	7	7	7	3	4	8	8	8	8	7	4	4	8	9	9	9	9	6	6	7	7	9	9	8	6		
	Maximum Number of Bids	22	20	21	21	23	22	22	23	23	13	18	24	26	26	25	25	16	19	23	30	27	27	26	21	21	25	25	25	24	23	23		
Bulgaria Export	Maximum Number of Capacity Traders	11	10	8	9	10	10	10	11	11	11	10	12	12	11	11	12	7	8	11	11	11	11	13	9	7	8	8	12	13	10	8		
	Maximum Number of Capacity Holders	9	7	8	8	7	9	8	8	8	8	8	9	10	10	8	10	7	7	8	9	7	8	8	7	7	8	7	7	8	6	7		
	Maximum Number of Bids	25	21	19	22	19	22	24	22	25	27	24	27	25	20	25	25	15	19	25	23	23	23	28	21	20	17	18	24	26	20	20		
Bulgaria Import	Maximum Number of Capacity Traders	9	9	8	8	10	10	10	9	10	7	7	10	10	9	10	9	6	6	10	11	12	11	11	7	6	9	7	9	9	10	6		
	Maximum Number of Capacity Holders	7	7	7	8	7	8	7	8	8	7	6	9	8	8	9	7	6	6	8	9	10	8	8	6	6	8	6	9	9	10	6		
	Maximum Number of Bids	24	31	26	25	32	26	30	31	28	21	20	25	26	15	28	21	20	19	24	24	26	25	26	20	21	21	21	22	24	23	19		

Note: In the table are presented the daily maximum hourly values.

Statistics on Intraday Auctions

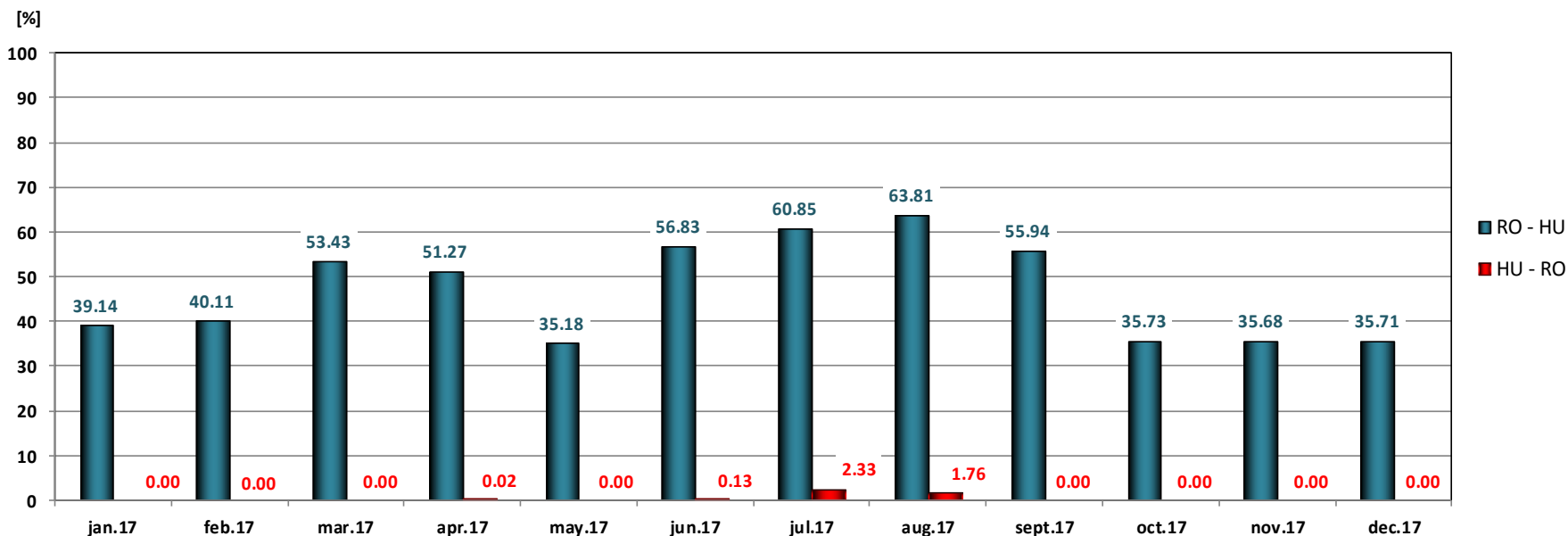
December 2017	Intraday Auctions	1	2	3	4	5	6	7	8	9	10	11	12	13	14	15	16	17	18	19	20	21	22	23	24	25	26	27	28	29	30	31
Hungary Export	Maximum Number of Capacity Traders	0	0	1	3	3	4	3	3	1	1	1	2	2	1	2	1	1	1	2	2	3	3	1	1	1	1	1	0	0	0	1
	Maximum Number of Capacity Holders	-	-	1	3	3	4	3	3	1	1	1	2	2	1	2	1	1	1	2	2	3	3	1	1	1	1	1	-	-	-	1
Hungary Import	Maximum Number of Capacity Traders	2	1	0	4	3	3	3	3	1	1	2	2	3	3	2	1	1	1	3	2	4	3	1	1	1	2	2	1	0	0	1
	Maximum Number of Capacity Holders	2	1	-	4	3	3	3	3	1	1	2	2	3	3	2	1	1	1	3	2	4	3	1	1	1	2	2	1	-	-	1
Serbia Export	Maximum Number of Capacity Traders	0	0	0	0	1	1	0	1	0	-	-	1	1	0	0	0	-	0	0	0	-	0	0	0	1	0	0	0	0	0	0
	Maximum Number of Capacity Holders	-	-	-	-	1	1	-	1	-	-	-	1	1	-	-	-	-	-	-	-	-	-	-	-	1	-	-	-	-	-	-
Serbia Import	Maximum Number of Capacity Traders	0	0	0	0	0	0	0	1	0	0	-	0	0	1	0	0	0	0	0	0	0	1	0	0	0	0	1	0	0	0	0
	Maximum Number of Capacity Holders	-	-	-	-	-	-	-	1	-	-	-	-	-	1	-	-	-	-	-	-	-	1	-	-	-	-	1	-	-	-	-

Note: In the table are presented the daily maximum hourly values.

On Serbian TSO's request, intraday auctions were canceled for 11.12.2017 to accomplish the transition to a new IT system (MMS).

Usage Level of Allocated Capacity

Usage Level of Yearly and Monthly Allocated Capacity on Romanian - Hungarian border

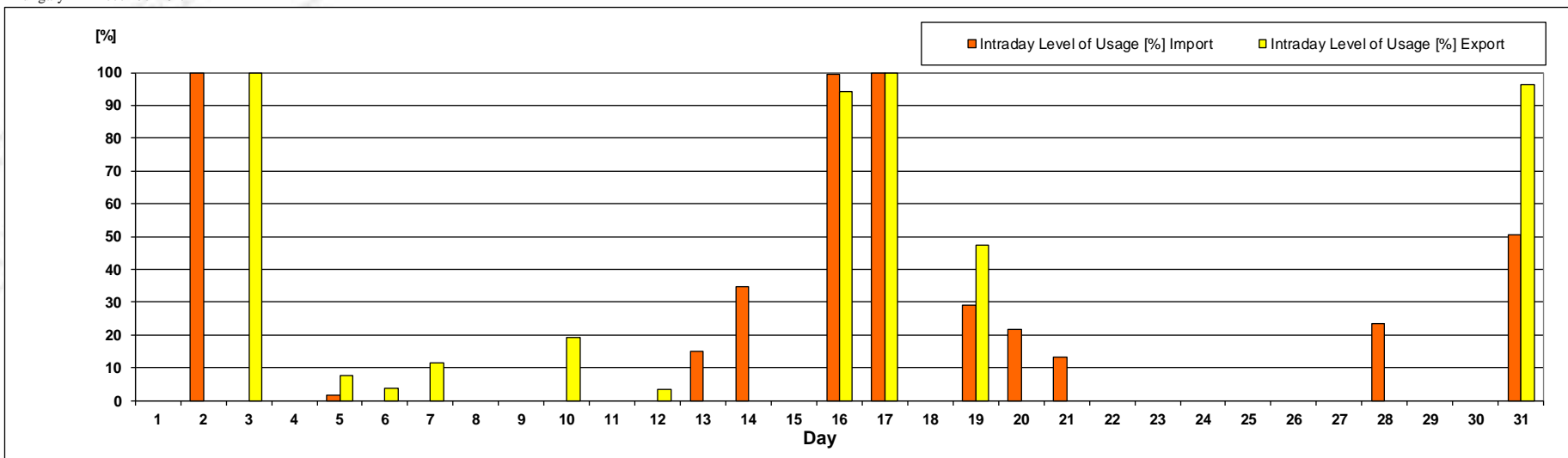


CET

Usage level of yearly and monthly allocated capacity was calculated as ratio between nominated capacity and sum of allocated capacity at yearly and monthly auctions. From the beginning of the year, the average values (arithmetic) of usage level are: 46.97 % on export direction and 0.35 % on import direction.

Usage Level of Intraday Allocated Capacity

Hungary December 2017



Intraday Level of Usage [%]

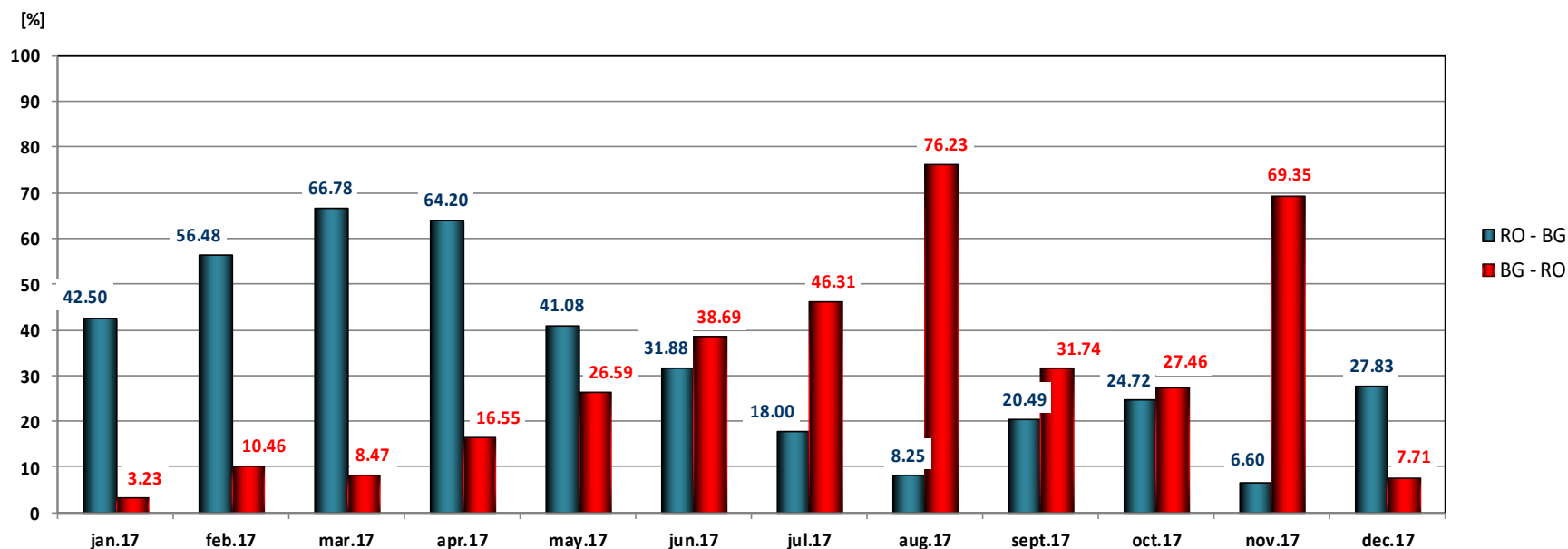
December 2017	1	2	3	4	5	6	7	8	9	10	11	12	13	14	15	16	17	18	19	20	21	22	23	24	25	26	27	28	29	30	31
Import	0.00	100.00	-	0.00	1.68	0.00	0.00	0.00	0.00	0.00	0.00	0.00	14.96	34.78	0.00	99.61	100.00	0.00	29.02	21.56	13.12	0.00	0.00	0.00	0.00	0.00	0.00	23.26	-	-	50.59
Export	-	-	100.00	0.00	7.57	3.67	11.27	0.00	0.00	19.35	0.00	3.41	0.00	0.00	0.00	94.35	100.00	0.00	47.37	0.00	0.00	0.00	0.00	0.00	0.00	0.00	0.00	-	-	-	96.30

Level of usage of intraday allocated capacity, calculated at monthly level, as ratio between sum of nominated intraday capacities and sum of intraday allocated capacities, has the following values:

- Import 11.99 [%]
- Export 10.32 [%]

Usage Level of Allocated Capacity

Usage Level of Yearly and Monthly Allocated Capacity on Romanian - Bulgarian border

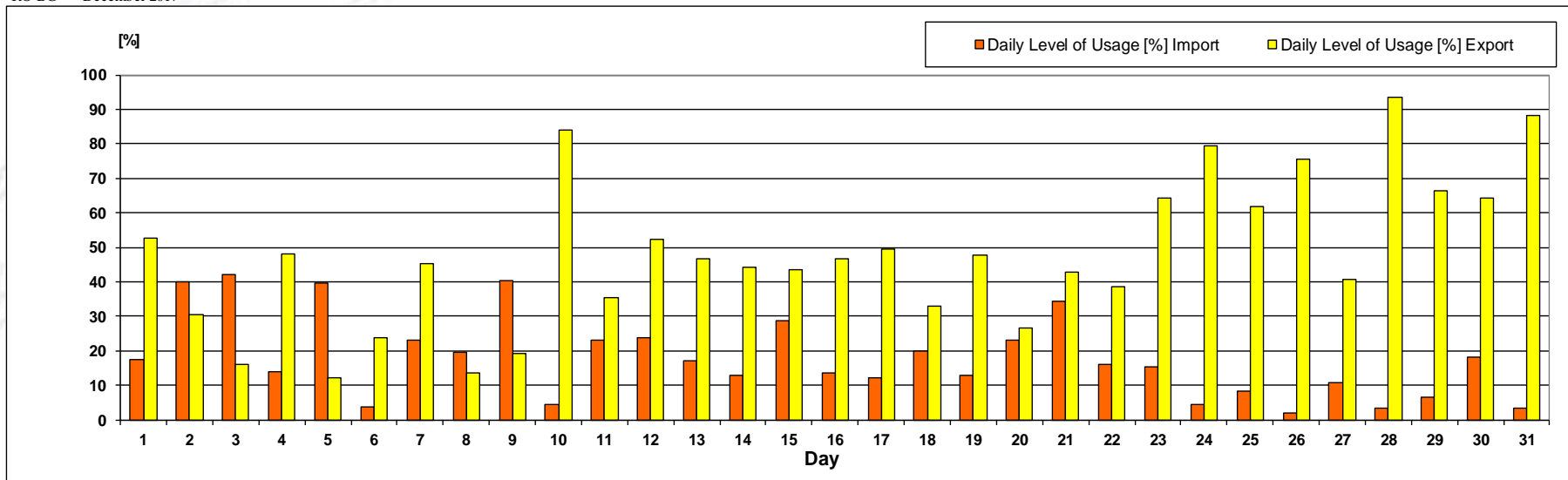


CET

Usage level of yearly and monthly allocated capacity was calculated as ratio between nominated capacity and sum of allocated capacity at yearly and monthly auctions. From the beginning of the year, the average values (arithmetic) of usage level are: 34.07 % on export direction and 30.23 % on import direction.

Usage Level of Daily Allocated Capacity

RO-BG December 2017



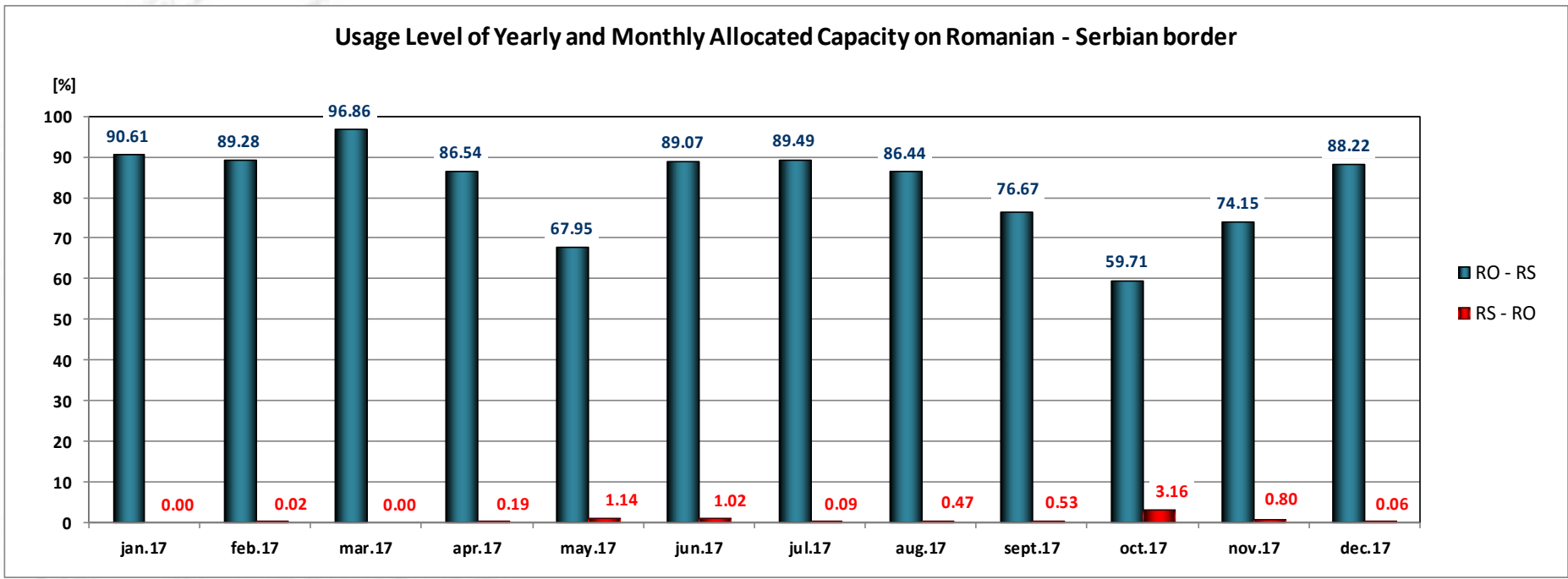
Daily Level of Usage [%]

December 2017	1	2	3	4	5	6	7	8	9	10	11	12	13	14	15	16	17	18	19	20	21	22	23	24	25	26	27	28	29	30	31
Import	17.60	39.93	42.18	13.94	39.66	3.82	23.00	19.45	40.40	4.25	23.09	23.76	16.97	12.76	28.71	13.73	12.32	19.98	12.87	23.14	34.32	15.98	15.42	4.48	8.28	1.80	10.60	3.48	6.63	18.19	3.33
Export	52.61	30.47	16.09	48.16	12.25	23.85	45.08	13.55	19.31	83.93	35.24	52.19	46.74	44.36	43.33	46.59	49.50	32.86	47.66	26.46	42.66	38.68	64.12	79.50	61.77	75.37	40.71	93.33	66.46	64.21	88.08

Level of usage of daily allocated capacity, calculated at monthly level, as ratio between sum of nominated daily capacities and sum of daily allocated capacities, has the following values:

- Import 16.99 [%]
- Export 44.12 [%]

Usage Level of Allocated Capacity

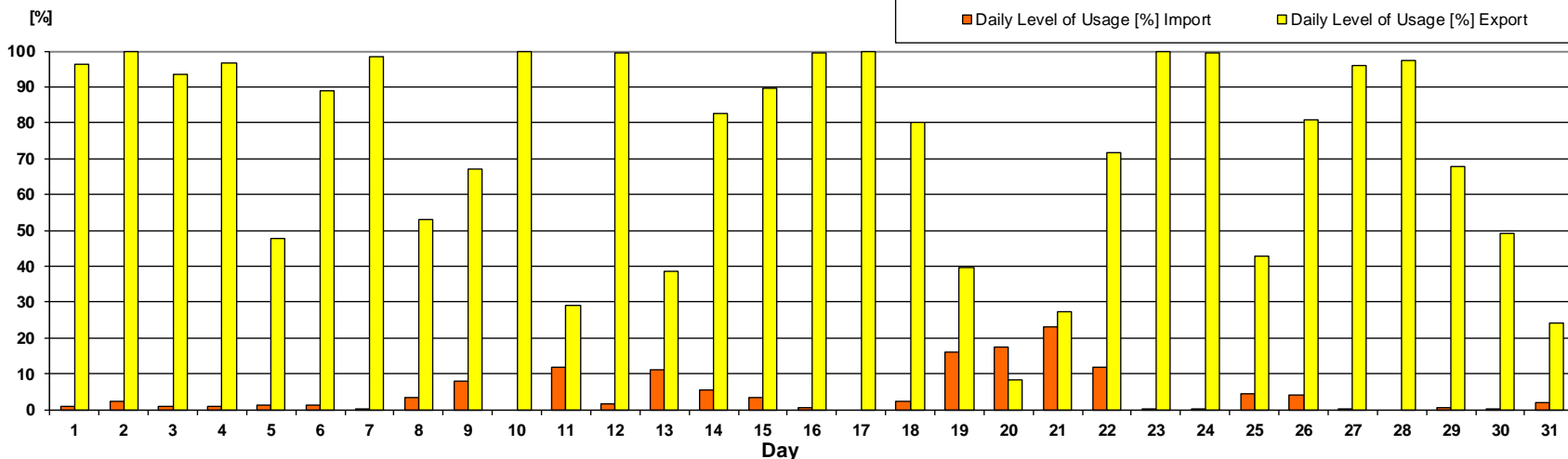


CET
Usage level of yearly and monthly allocated capacity was calculated as ratio between nominated capacity and sum of allocated capacity at yearly and monthly auctions. From the beginning of the year, the average values (arithmetic) of usage level are: 82.92 % on export direction and 0.62 % on import direction.

Usage Level of Daily Allocated Capacity

Serbia

December 2017



Daily Level of Usage [%]

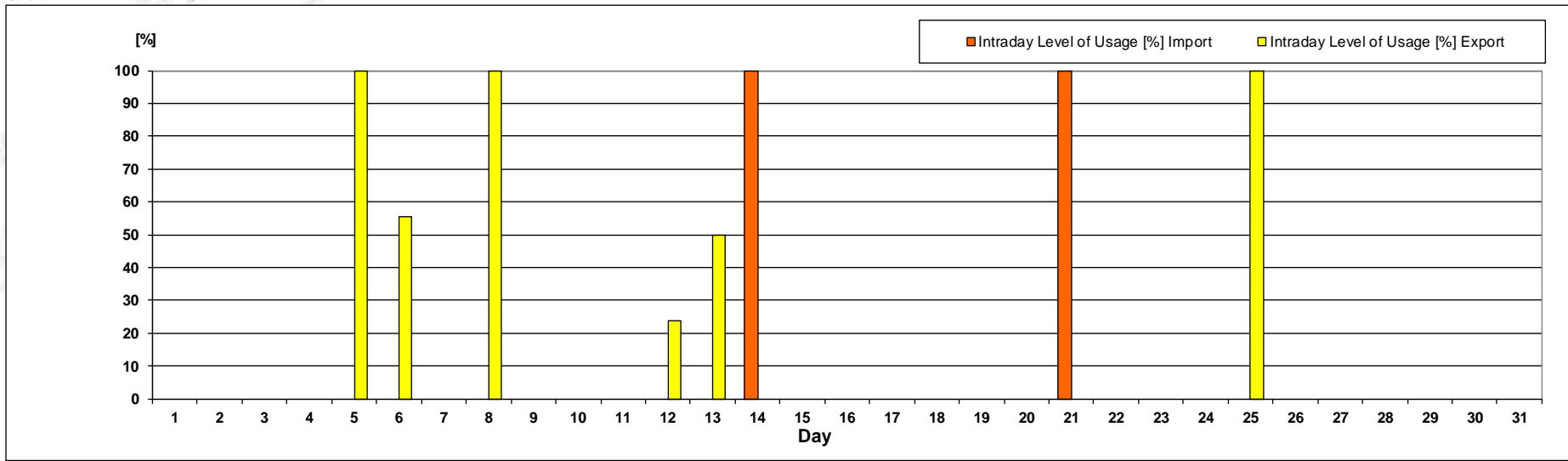
December 2017	1	2	3	4	5	6	7	8	9	10	11	12	13	14	15	16	17	18	19	20	21	22	23	24	25	26	27	28	29	30	31
Import	0.99	2.25	0.84	0.72	1.33	1.28	0.08	3.50	8.00	0.00	11.69	1.74	11.27	5.34	3.49	0.54	0.00	2.12	15.94	17.26	22.99	11.68	0.33	0.07	4.43	3.88	0.04	0.00	0.48	0.29	1.96
Export	96.33	100.00	93.46	96.80	47.80	88.99	98.42	52.97	67.08	100.00	28.99	99.39	38.58	82.52	89.52	99.60	100.00	80.22	39.48	8.27	27.22	71.70	100.00	99.47	42.69	80.66	95.83	97.49	67.86	49.25	24.11

Level of usage of daily allocated capacity, calculated at monthly level, as ratio between sum of nominated daily capacities and sum of daily allocated capacities, has the following values:

- Import 4.50 [%]
- Export 70.40 [%]

Usage Level of Intraday Allocated Capacity

Serbia December 2017



Intraday Level of Usage [%]

December 2017	1	2	3	4	5	6	7	8	9	10	11	12	13	14	15	16	17	18	19	20	21	22	23	24	25	26	27	28	29	30	31
Import	-	-	-	-	-	-	-	0.00	-	-	-	-	-	100.00	-	-	-	-	-	-	-	100.00	-	-	-	-	0.00	-	-	-	-
Export	-	-	-	-	100.00	55.56	-	100.00	-	-	-	23.64	50.00	-	-	-	-	-	-	-	-	-	-	-	100.00	-	-	-	-	-	

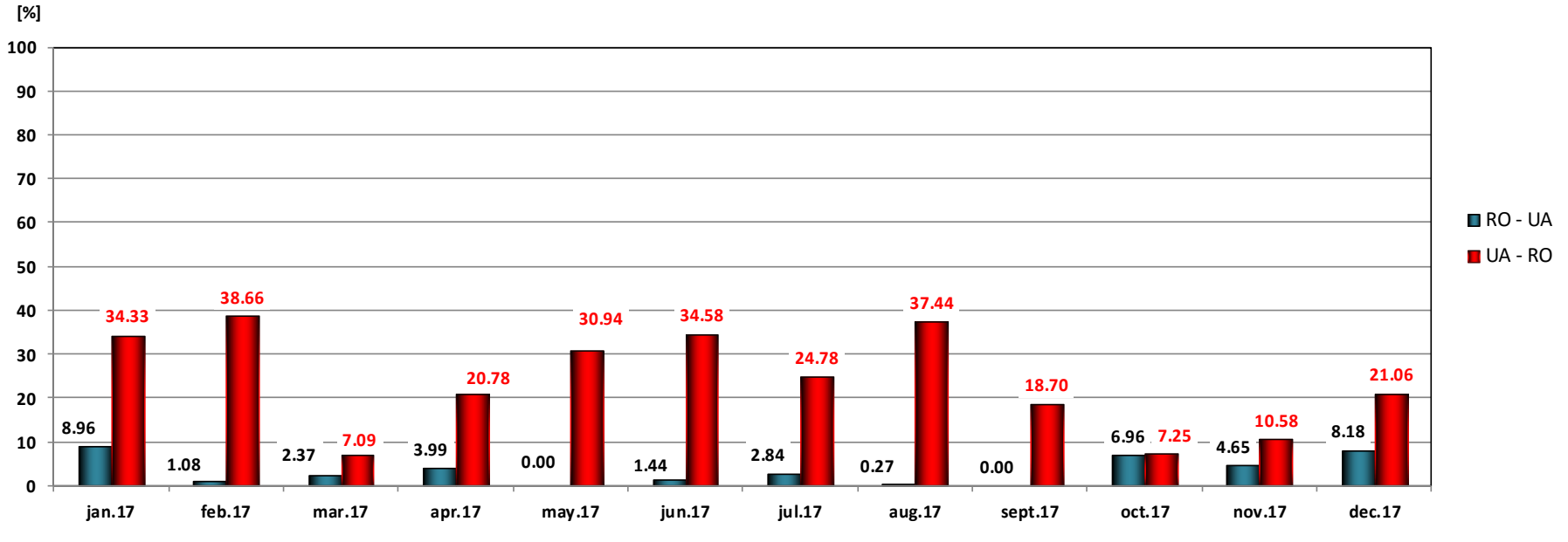
Level of usage of intraday allocated capacity, calculated at monthly level, as ratio between sum of nominated intraday capacities and sum of intraday allocated capacities, has the following values:

- Import 25.53 [%]
- Export 70.00 [%]

- On Serbian TSO's request, intraday auctions were canceled for 11.12.2017 to accomplish the transition to a new IT system (MMS).

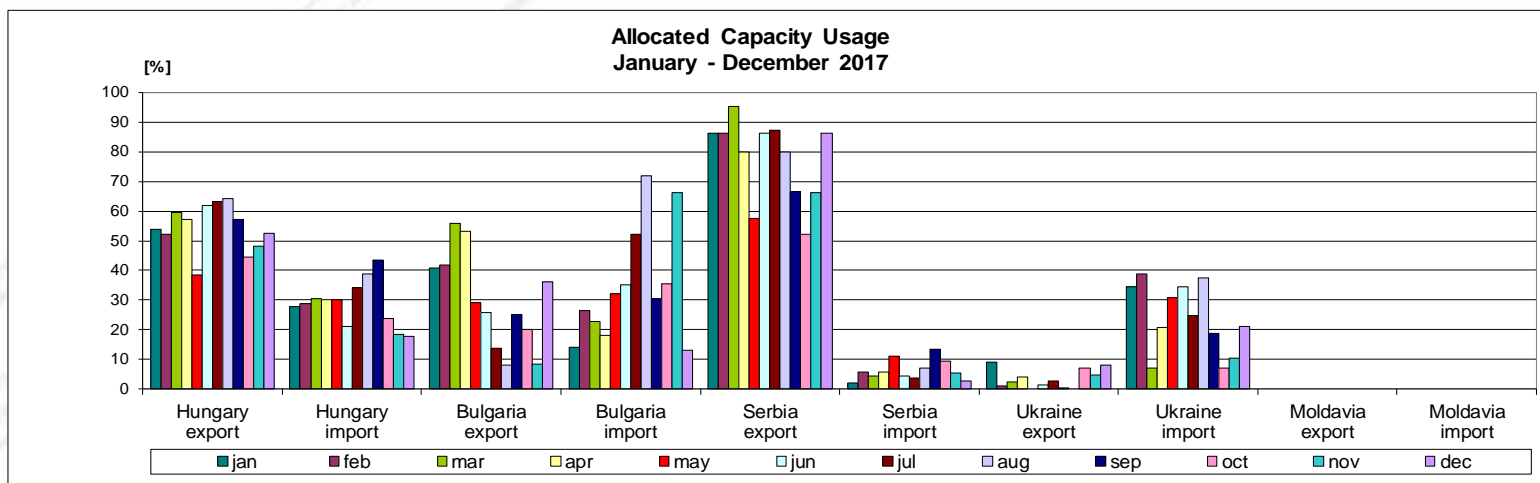
Usage Level of Allocated Capacity

Usage Level of Yearly and Monthly Allocated Capacity on Romanian - Ukrainian border



CET

Usage level of yearly and monthly allocated capacity was calculated as ratio between nominated capacity and sum of allocated capacity at yearly and monthly auctions. From the beginning of the year, the average values (arithmetic) of usage level are: 4.14 % on export direction and 26.69 % on import direction.



The allocated capacity level of usage on one border and direction represents the percentage ratio between the energy associated with the commercial transactions, nominated during a month, and the energy associated with the allocated capacity by the Romanian and by the neighbouring side, to all participants who have or not counterparties on the other side of the border.

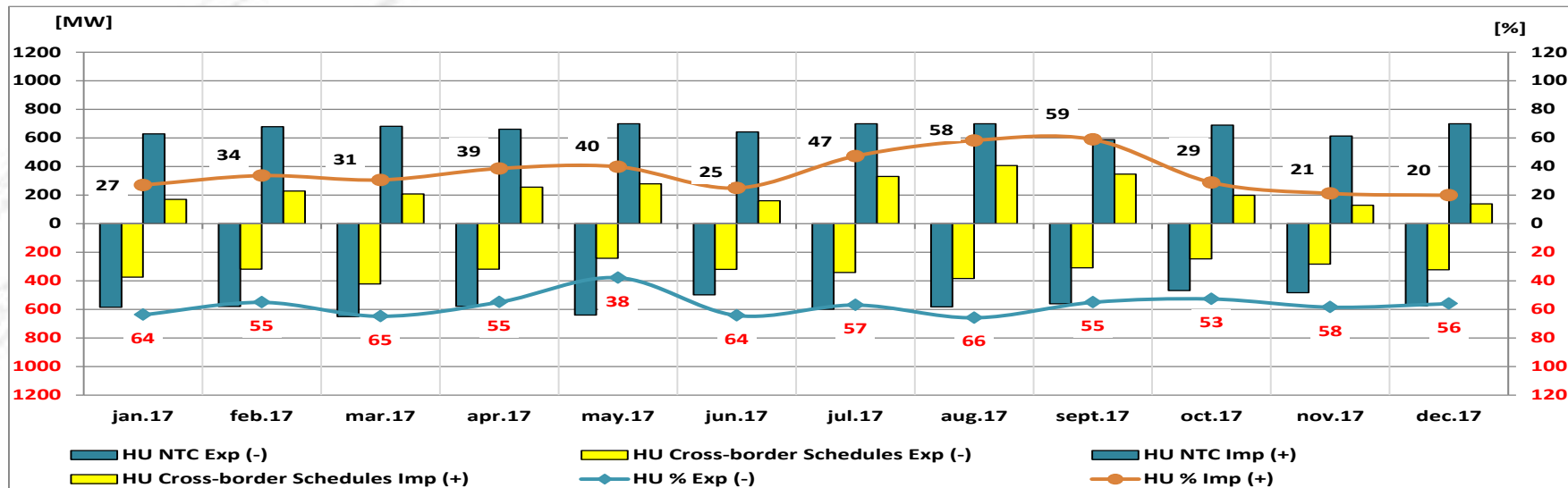
[%]	Hungary export	Hungary import	Bulgaria export	Bulgaria import	Serbia export	Serbia import	Ukraine export	Ukraine import	Moldavia export	Moldavia import
jan	54.00	27.90	40.92	14.26	86.37	2.06	8.96	34.33	-	-
feb	52.10	28.88	41.96	26.52	86.13	5.71	1.08	38.66	-	-
mar	59.59	30.37	55.74	22.71	95.28	4.56	2.37	7.09	-	-
apr	57.19	30.24	53.10	18.01	79.88	5.91	3.99	20.78	-	-
may	38.37	30.22	29.29	32.12	57.44	11.13	0.00	30.94	-	-
jun	61.76	21.02	25.92	35.16	86.38	4.31	1.44	34.58	-	-
jul	63.06	34.20	13.63	52.20	87.06	3.64	2.84	24.78	-	-
aug	64.26	38.71	8.16	71.76	79.92	7.08	0.27	37.44	-	-
sep	57.13	43.43	25.07	30.54	66.52	13.45	0.00	18.70	-	-
oct	44.45	23.81	19.96	35.53	52.03	9.55	6.96	7.25	-	-
nov	48.08	18.50	8.45	66.26	66.08	5.51	4.65	10.58	-	-
dec	52.62	17.68	36.05	13.01	86.33	2.85	8.18	21.06	-	-
average	54.38	28.75	29.86	34.84	77.45	6.31	3.39	23.85	-	-

Type B

In December 2017, the highest level of usage on export direction was obtained on Serbian border and the highest level of usage on import direction was obtained on Ukraine border. On Bulgarian border, the level of usage significantly decrease on import direction. In 2017, the highest level of usage on export direction (the arithmetic average of monthly values) was obtained on Serbian border and on import direction was obtained on Bulgarian border.

Usage Level of NTC on Romanian – Hungarian border

CET

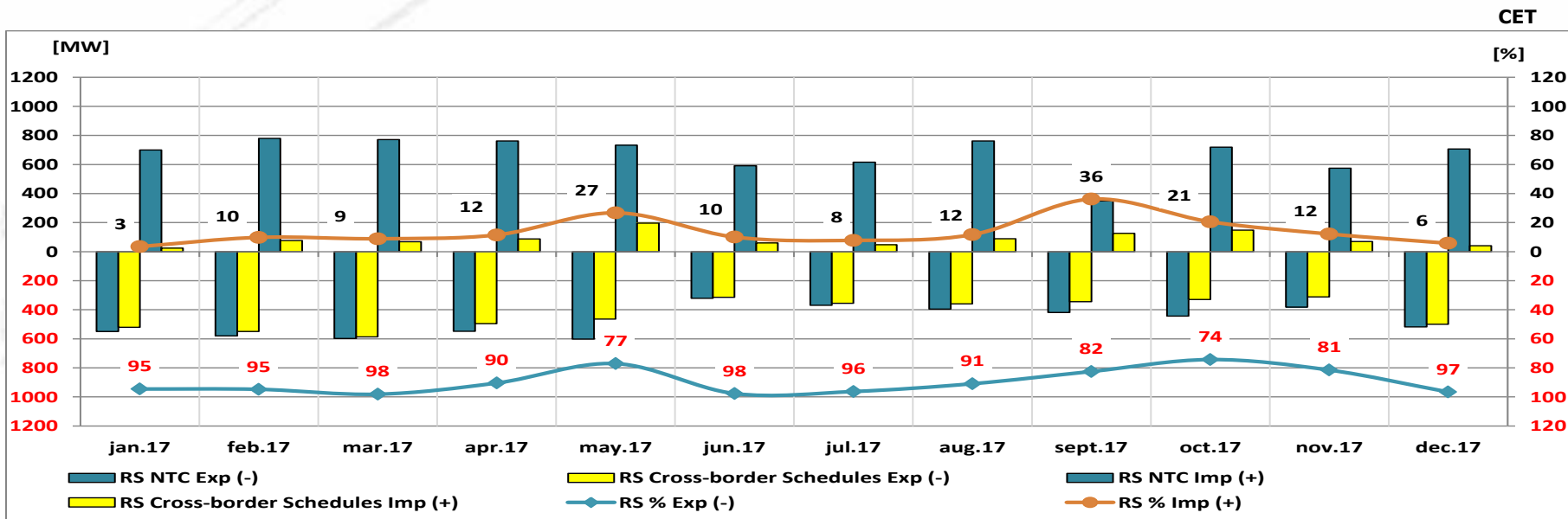


Hungary (monthly averages values, MW)	jan.17	feb.17	mar.17	apr.17	may.17	jun.17	jul.17	aug.17	sept.17	oct.17	nov.17	dec.17
HU NTC Exp (-)	-585	-579	-651	-578	-639	-498	-598	-582	-560	-468	-483	-576
HU Cross-border Schedules Exp (-)	-373	-319	-422	-318	-242	-320	-341	-384	-308	-247	-283	-322
HU NTC Imp (+)	629	679	682	662	700	642	700	700	588	690	613	700
HU Cross-border Schedules Imp (+)	170	229	209	256	279	160	331	408	347	199	130	139

The level of usage was calculated as ratio between total cross-border schedules (capacity nominated on long and short term) and NTC.

From the beginning of the year, the average values (arithmetic) of usage level are: 57.14 % on export direction and 35.75 % on import direction.

Usage Level of NTC on Romanian – Serbian border

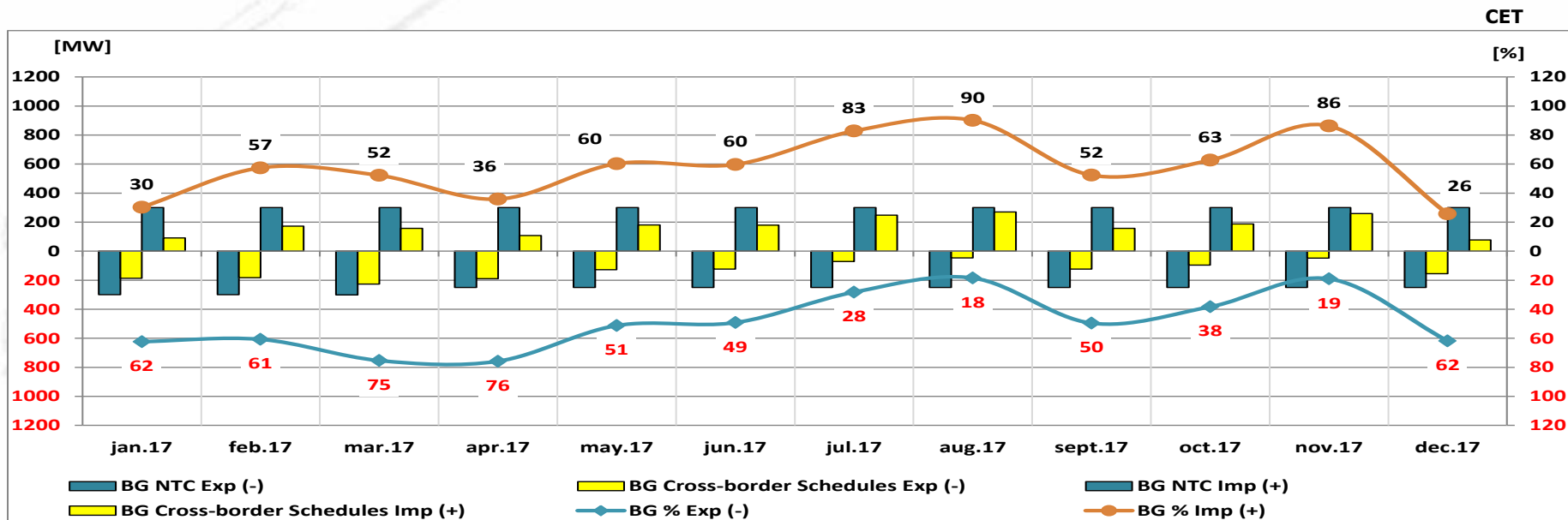


Serbia (monthly averages values, MW)	jan.17	feb.17	mar.17	apr.17	may.17	jun.17	jul.17	aug.17	sept.17	oct.17	nov.17	dec.17
RS NTC Exp (-)	-550	-579	-598	-548	-602	-322	-369	-395	-418	-444	-382	-518
RS Cross-border Schedules Exp (-)	-520	-549	-586	-496	-464	-314	-356	-359	-345	-330	-311	-500
RS NTC Imp (+)	700	779	772	762	732	592	616	761	348	719	575	706
RS Cross-border Schedules Imp (+)	24	76	69	88	196	59	48	89	126	148	70	41

The level of usage was calculated as ratio between total cross-border schedules (capacity nominated on long and short term) and NTC.

From the beginning of the year, the average values (arithmetic) of usage level are: 89.55 % on export direction and 13.72 % on import direction.

Usage Level of NTC on Romanian – Bulgarian border

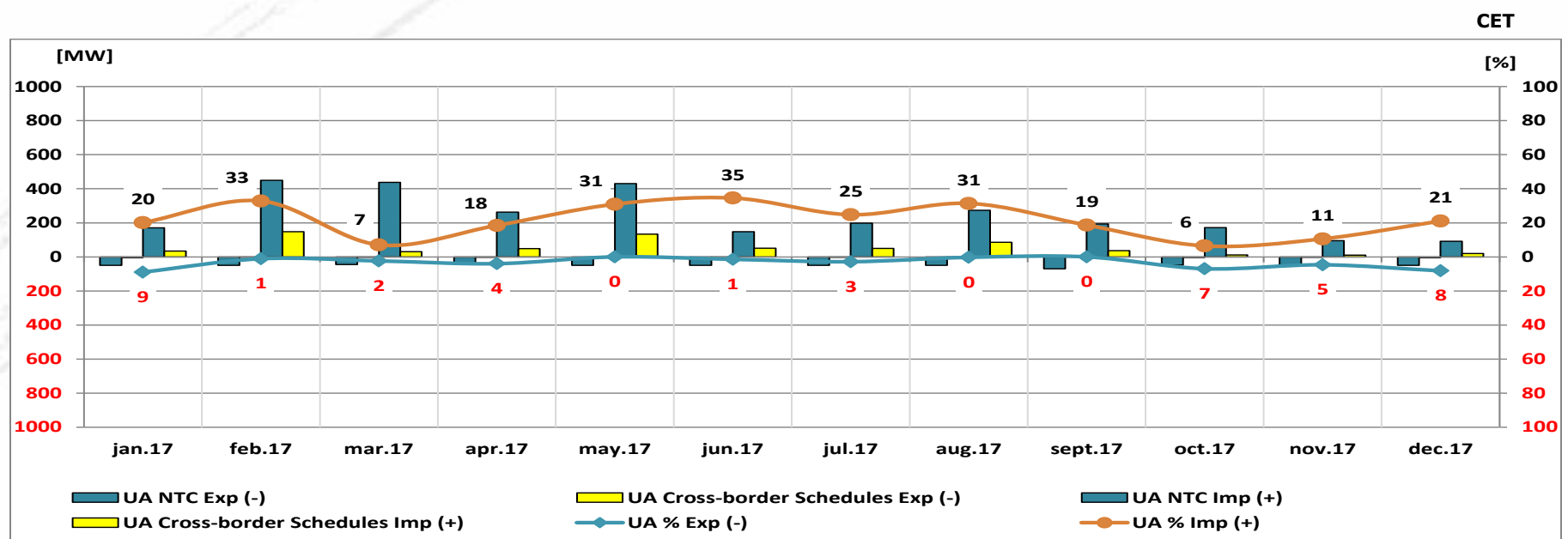


Bulgaria (monthly averages values, MW)	jan.17	feb.17	mar.17	apr.17	may.17	jun.17	jul.17	aug.17	sept.17	oct.17	nov.17	dec.17
BG NTC Exp (-)	-300	-300	-300	-250	-250	-250	-250	-250	-250	-250	-250	-250
BG Cross-border Schedules Exp (-)	-187	-182	-226	-190	-128	-123	-71	-46	-124	-96	-48	-155
BG NTC Imp (+)	300	300	300	300	300	300	300	300	300	300	300	300
BG Cross-border Schedules Imp (+)	91	172	157	108	181	179	248	270	157	188	259	77

The level of usage was calculated as ratio between total cross-border schedules (capacity nominated on long and short term) and NTC.

From the beginning of the year, the average values (arithmetic) of usage level are: 49.17 % on export direction and 57.99 % on import direction.

Usage Level of NTC on Romanian – Ukrainian border



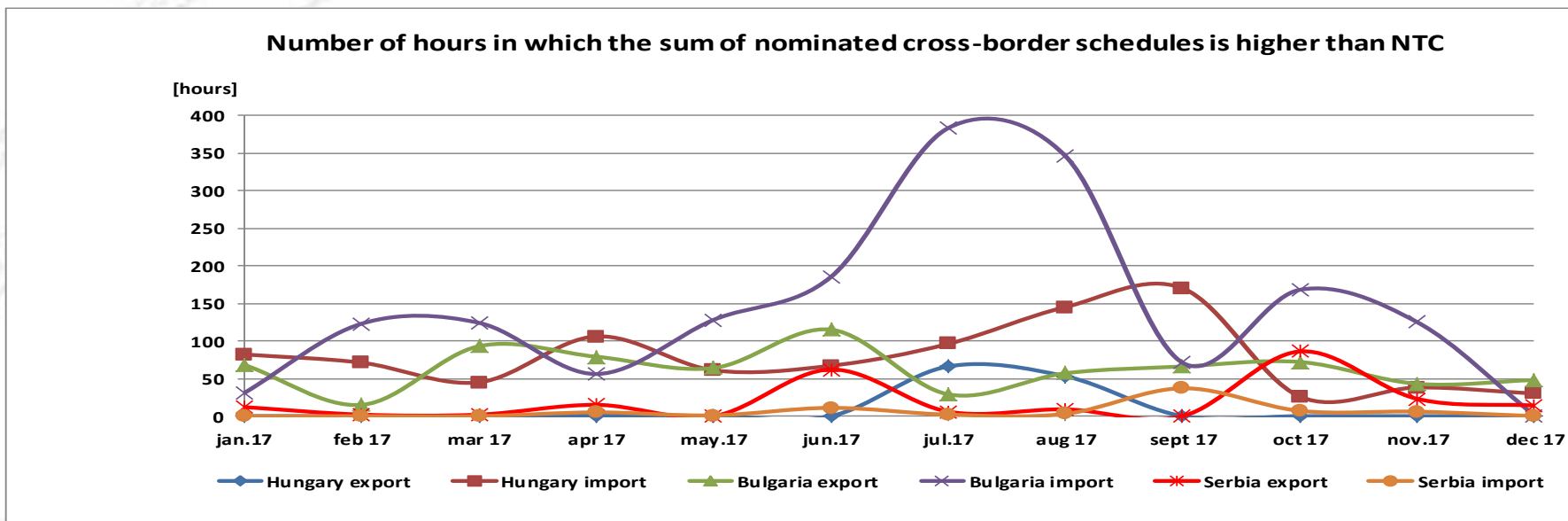
Ukraine (monthly averages values, MW)	jan.17	feb.17	mar.17	apr.17	may.17	jun.17	jul.17	aug.17	sept.17	oct.17	nov.17	dec.17
UA NTC Exp (-)	-50	-50	-45	-45	-50	-50	-50	-50	-70	-48	-50	-50
UA Cross-border Schedules Exp (-)	-4	-1	-1	-2	0	-1	-1	0	0	-3	-2	-4
UA NTC Imp (+)	171	450	438	263	431	148	198	274	193	171	95	92
UA Cross-border Schedules Imp (+)	34	148	31	49	133	51	49	86	36	11	10	19

The level of usage was calculated as ratio between total cross-border schedules (capacity nominated on long and short term) and NTC.

From the beginning of the year, the average values (arithmetic) of usage level are: 3.39 % on export direction and 21.42 % on import direction.

Maximization of NTC Usage

CET



Number of hours	jan.17	feb 17	mar 17	apr 17	may.17	jun.17	jul.17	aug 17	sept 17	oct 17	nov.17	dec 17
Hungary export	0	0	0	1	0	0	66	53	0	0	0	0
Hungary import	82	71	45	106	61	67	96	145	170	26	38	30
Bulgaria export	68	15	93	79	64	115	29	57	66	72	43	48
Bulgaria import	31	123	124	56	128	185	383	346	71	168	125	1
Serbia export	12	2	2	15	0	62	6	9	0	86	23	14
Serbia import	0	0	0	5	1	11	2	3	37	7	6	0

By making efficient use of the interconnection (applying “netting” principle in daily and intra-day offered capacity calculation) there are some hours in which sum of nominated cross-border schedules is higher than the NTC.

Synthesis (C1, C3, HHI) on type of auction and total values

December 2017

Border	Auction												Total		
	Yearly			Monthly			Daily			Intraday			C1 [%]	C3 [%]	HHI
	C1 [%]	C3 [%]	HHI	C1 [%]	C3 [%]	HHI	C1 [%]	C3 [%]	HHI	C1 [%]	C3 [%]	HHI			
Hungary import	22.06	55.59	1490	28.78	70.14	1957	-	-	-	42.99	87.10	3005	16.13	41.79	1015
Hungary export	30.86	55.71	1498	25.00	61.25	1613	-	-	-	53.15	94.92	3747	24.80	45.44	1074
Bulgaria import	43.00	92.00	3564	24.38	61.88	1657	42.07	72.39	2454	-	-	-	30.89	57.80	1581
Bulgaria export	41.00	76.00	2472	33.33	58.33	1696	36.85	67.34	2103	-	-	-	27.50	54.20	1263
Serbia import	46.67	93.33	3844	51.95	77.92	3183	31.41	76.22	2232	74.47	100.00	6197	24.74	59.54	1604
Serbia export	39.50	70.00	2273	23.29	64.21	1717	34.87	73.58	2239	44.76	94.29	3502	18.00	47.56	1220
Ukraine import	50.00	100.00	4808	50.00	100.00	4272	-	-	-	-	-	-	48.91	94.88	3502
Ukraine export	48.00	100.00	3728	-	-	-	-	-	-	-	-	-	48.00	100.00	3728
Moldavia import	-	-	-	-	-	-	-	-	-	-	-	-	-	-	-

Note:

- Starting with 20.11.2014, on Hungarian border the implicit daily allocation is done through the market coupling mechanism of CZ-SK-HU day-ahead electricity markets.
- Starting with 01.01.2015, intraday auctions are no longer organized on the Bulgarian border, since the Bulgarian market rules do not allow intraday cross-border exchanges.

Email: Monitorizare.Piata@transelectrica.ro

Fax: 021 3035630