

MARKET MONITORING REPORT

Market for Allocation of Cross-Border Capacities

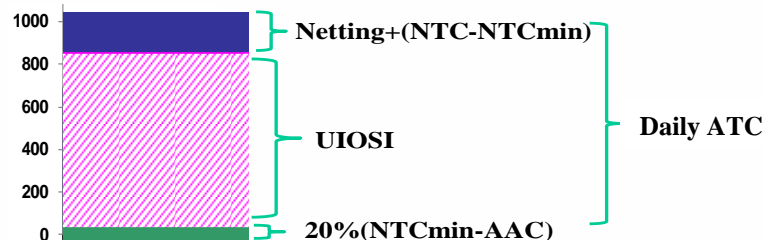
January 2018

ANRE - Romanian Energy Regulatory Authority
HHI - Herfindahl-Hirschman Index
BRP - Balance Responsible Party
BM - Balancing Market
DAM - Day Ahead Market
TSO - Transmission System Operator
DU – Dispatchable Unit
PN – Physical Notification
NDC - National Dispatching Center
C1 – The market share of the largest market participant
C3 – Total market share of top 3 market participants
NPS – Minimum number of residual generators
TTC – Total Transfer Capacity
NTC – Net Transfer Capacity
ATC – Available Transfer Capacity

According to the Commercial Code, Transelectrica, the Romanian Transmission System Operator, operates and monitors the activity of 3 types of markets: Balancing Market, Ancillary Services Market and Market for Allocation of Cross-Border Capacities.

Using the records from the markets data bases, Transelectrica prepares daily, weekly and monthly monitoring reports. A part of the data included in these reports (those data which are not confidential) is published on the website **www.transelectrica.ro**

- According to the agreements between Transelectrica and neighbors for year 2018 :
 - ✓ on the Bulgarian border, the bilateral coordinated allocation is done for 100% of total capacity by Transelectrica for long term auctions and by ESO EAD for daily auctions. The “netting” principle is applied to daily allocation. Starting with 01.01.2015, intraday auctions are no longer organized on the Bulgarian border, since the Bulgarian market rules are not allowing intraday cross-border exchanges, modifications of the notified schedules after 15:30 (CET) in D-1 for day D are prohibited.
 - ✓ on the Hungarian border, the bilateral coordinated allocation, is done for 100% of total capacity by MAVIR for long term auctions (based on Allocation Rules for Forward Capacity Allocation (HAR) and border specific Annex) and by Transelectrica for intra-day auctions. Implicit daily allocations are held since the CZ-SK-HU-RO day-ahead market coupling. In the event of decoupling, MAVIR is in charge with the explicit daily auctions (shadow auctions) for RO-HU border. The “netting” is applied to daily and intra-day allocation.
 - ✓ on the Serbian border, the bilateral coordinated allocation, is done for 100% of total capacity by EMS (Serbia) for daily auctions and by Transelectrica for long term daily and intra-day auctions. The “netting” is applied to daily and intra-day allocation.
 - ✓ *The („ use it or sell it”)* principle is applied on Hungarian, Bulgarian and Serbian borders.
 - ✓ on Hungarian and Bulgarian borders is applied:
 - ✓ reservation of a percentage of interconnection capacity for short term auction, offered capacity being calculated as 80% of the minimum of available capacities of all periods of the month;
 - ✓ introduction of UIOSI („ use it or sell it”) principle.



- Transelectrica’s auctions are held on Damas platform, with euro currency trading.
- Starting with 1st of January 2018, on Romania – Bulgaria and Romania – Serbia borders and starting with 1st of February 2018 on Romania – Hungary border, the use of the physical transport rights is performed in accordance with the m:n nomination principle, for all time horizons.

- Long term auction results on the Hungarian border and daily auction results on the Bulgarian and Serbian borders (auction prices, allocated capacities) are provided by the respective TSO's.
- The intra-day allocation is done in six auction sessions for time intervals: 00:00-04:00, 04:00-08:00, 08:00-12:00, 12:00-16:00, 16:00-20:00, 20:00-00:00 CET.
- Usage of allocated capacity on Ukrainian and Moldavian border is restricted by Ukrainian TSO agreement and respectively by the approval of the distribution operator of the passive consumption islands.
- In 2018, annual auctions were held on import/export Hungary, import/export Bulgaria and import/export Serbia for 01.01 – 31.12.2018; on the Ukrainian border, NTC was zero at annual auction, due to the harmonization of NTC values with neighbor TSO, to the minimum value.
- In January 2018, auctions were held on import/export Hungary*, import/export Bulgaria*, import/export Serbia, import/export Ukraine for 01.01 – 31.01.2018.
- In January 2018 there were no auctions held on Moldavian border.
- Due to lack of request from participants, during the whole month was not allocated 185 MW capacity at monthly auction, on import direction from Serbia.

* according to the allocation rules, monthly offered capacity was calculated taking into account the minimum of NTC's monthly value.

Annual auction Results of 01 January – 31 December 2018

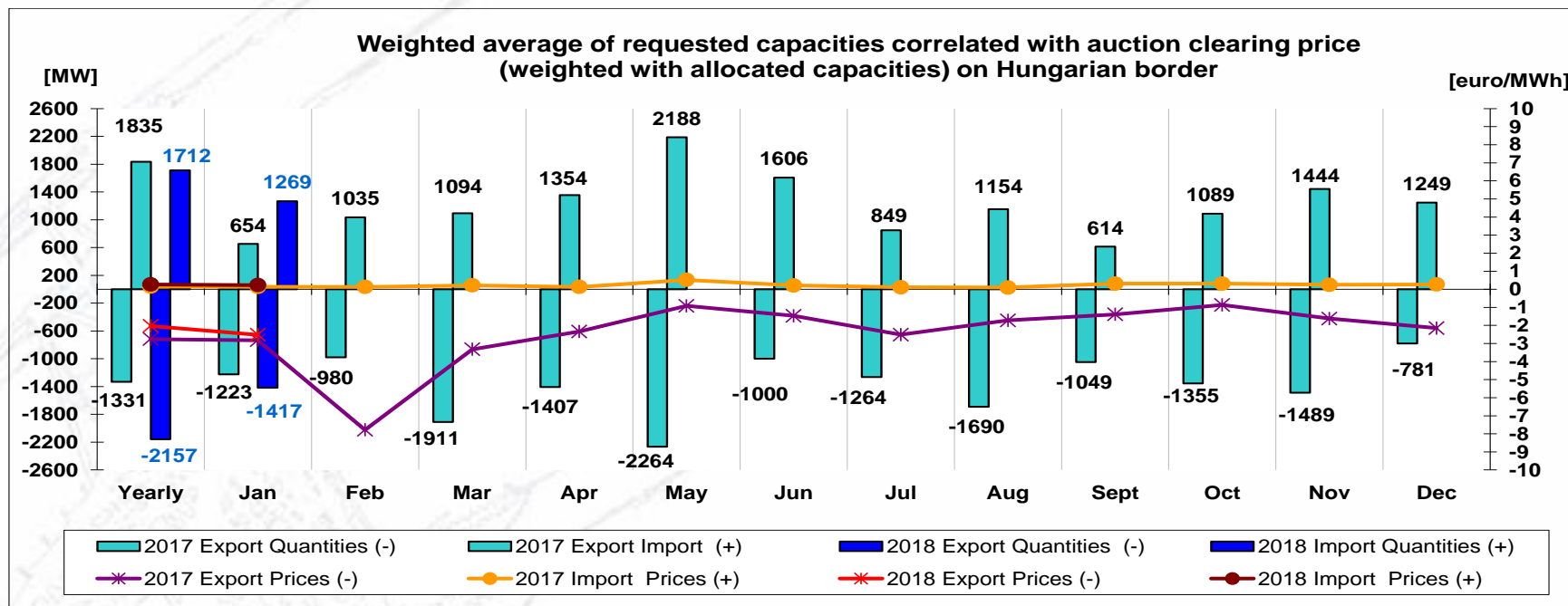
	Prices [euro/MWh]	Capacities [MW]					
	<u>Results</u>	<u>TTC</u>	<u>NTC</u>	<u>ATC</u>	<u>Requested</u>	<u>Allocated</u>	<u>Final Rights</u>
Hungary export							
01 January - 31 December 2018	<u>2.03</u>	<u>450</u>	<u>350</u>	<u>350</u>	<u>2157</u>	<u>350</u>	<u>350</u>
Hungary import							
01 January - 31 December 2018	<u>0.27</u>	<u>450</u>	<u>350</u>	<u>350</u>	<u>1712</u>	<u>350</u>	<u>350</u>
Bulgaria export							
01 January - 31 December 2018	<u>0.62</u>	<u>200</u>	<u>100</u>	<u>100</u>	<u>341</u>	<u>100</u>	<u>100</u>
Bulgaria import							
01 January - 31 December 2018	<u>2.27</u>	<u>200</u>	<u>100</u>	<u>100</u>	<u>456</u>	<u>100</u>	<u>100</u>
Serbia export							
01 January - 31 December 2018	<u>1.75</u>	<u>300</u>	<u>200</u>	<u>200</u>	<u>668</u>	<u>200</u>	<u>200</u>
Serbia import							
01 January - 31 December 2018	<u>0.05</u>	<u>250</u>	<u>150</u>	<u>150</u>	<u>377</u>	<u>150</u>	<u>150</u>
Ukraine export							
01 January - 31 December 2018	<u>-</u>	<u>0</u>	<u>0</u>	<u>-</u>	<u>-</u>	<u>-</u>	<u>-</u>
Ukraine import							
01 January - 31 December 2018	<u>-</u>	<u>0</u>	<u>0</u>	<u>-</u>	<u>-</u>	<u>-</u>	<u>-</u>
Moldavia export							
01 January - 31 December 2018	<u>-</u>	<u>-</u>	<u>-</u>	<u>-</u>	<u>-</u>	<u>-</u>	<u>-</u>
Moldavia import							
01 January - 31 December 2018	<u>-</u>	<u>-</u>	<u>-</u>	<u>-</u>	<u>-</u>	<u>-</u>	<u>-</u>

- final rights = annual allocated capacity (border and direction total values) after renouncement, rights withdrawals after failure to comply with contractual obligations.

Monthly auction Results of 01 – 31 January 2018

	Prices [euro/MWh]	Capacities [MW]								
	Results	TTC	NTC	ATC	AAC	Reserved	Offered	Requested	Alocated	Final Rights*
Hungary export 01 - 31 January 2018	2.52	650	550	200	350	0	160	1417	160	510
Hungary import 01 - 31 January 2018	0.23	800	700	350	350	0	280	1269	280	630
Bulgaria export 01 - 31 January 2018	0.69	350	250	150	100	-	120	494	120	220
Bulgaria import 01 - 31 January 2018	1.83	400	300	200	100	-	160	467	160	260
Serbia export 01 - 31 January 2018	2.03	600	500	300	200	-	300	706	300	500
Serbia import 01 - 31 January 2018	0.00	850	750	600	150	-	600	415	415	565
Ukraine export 01 - 31 January 2018	0.13	150	50	50	0	-	50	80	50	50
Ukraine import 01 - 31 January 2018	0.92	150	50	50	0	-	50	134	50	50
Moldavia export 01 - 31 ianuarie 2018	-	-	-	-	-	-	-	-	-	-
Moldavia import 01 - 31 January 2018	-	-	-	-	-	-	-	-	-	-
RO_Vulcanesti 01 - 31 January 2018	-	-	-	-	-	-	-	-	-	-
RO_Costesti 01 - 31 January 2018	-	-	-	-	-	-	-	-	-	-
RO_Cioara	-	-	-	-	-	-	-	-	-	-

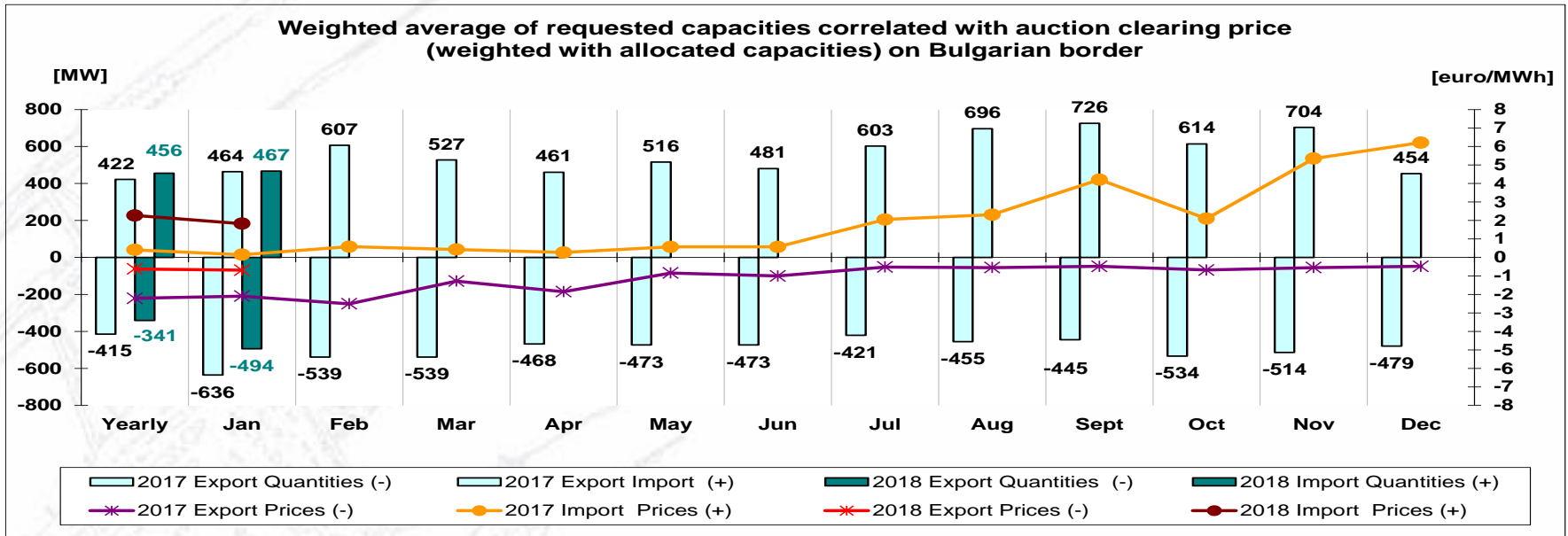
* final rights = monthly allocated capacity + yearly allocated capacity after withdrawals.



Border	yearly	Jan. 18	Feb.18	Mar.18	Apr.18	May 18	Jun. 18	Jul. 18	Aug. 18	Sept. 18	Oct. 18	Nov.18	Dec. 18
Hungary export	2.03	2.52											
Hungary import	0.27	0.23											

Border	yearly	Jan. 17	Feb.17	Mar.17	Apr.17	May 17	Jun. 17	Jul. 17	Aug. 17	Sept. 17	Oct. 17	Nov.17	Dec. 17
Hungary export	2.76	2.82	7.78	3.32	2.34	0.92	1.47	2.51	1.72	1.39	0.87	1.62	2.15
Hungary import	0.15	0.14	0.13	0.22	0.13	0.52	0.21	0.11	0.10	0.31	0.31	0.25	0.27

- Compared with previous year, in January 2018 the auction price slightly decreased on export direction, while offered capacity did not vary and capacity request was higher. In January 2018, monthly auction price was low on import direction.

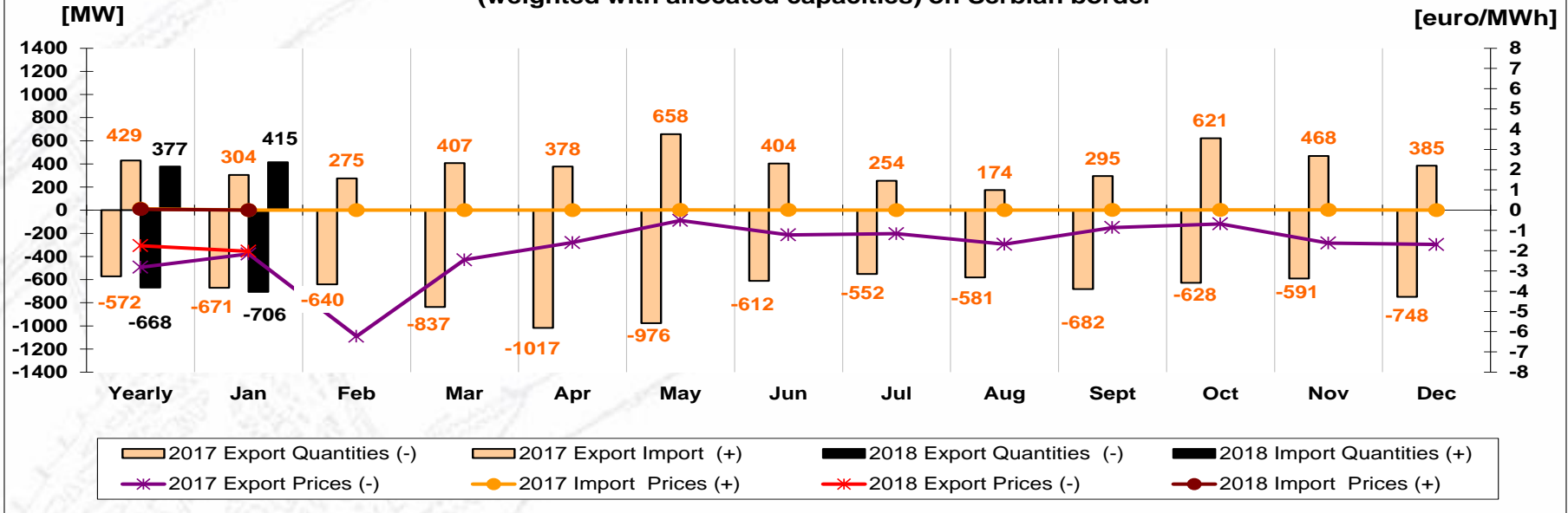


Border	yearly	Jan. 18	Feb.18	Mar.18	Apr.18	May 18	Jun. 18	Jul. 18	Aug. 18	Sept. 18	Oct. 18	Nov.18	Dec. 18
Bulgaria export	0.62	0.69											
Bulgaria import	2.27	1.83											

Border	yearly	Jan. 17	Feb.17	Mar.17	Apr.17	May 17	Jun. 17	Jul. 17	Aug. 17	Sept. 17	Oct. 17	Nov.17	Dec. 17
Bulgaria export	2.21	2.09	2.51	1.28	1.85	0.84	1.00	0.52	0.55	0.48	0.68	0.55	0.48
Bulgaria import	0.41	0.15	0.58	0.43	0.27	0.57	0.57	2.05	2.31	4.21	2.10	5.35	6.21

- Compared with the previous year, in January 2018 the auction price decreased on export direction, while offered capacity and capacity request were lower. The auction price increased on import direction, while offered capacity and capacity request haven't varied significantly.

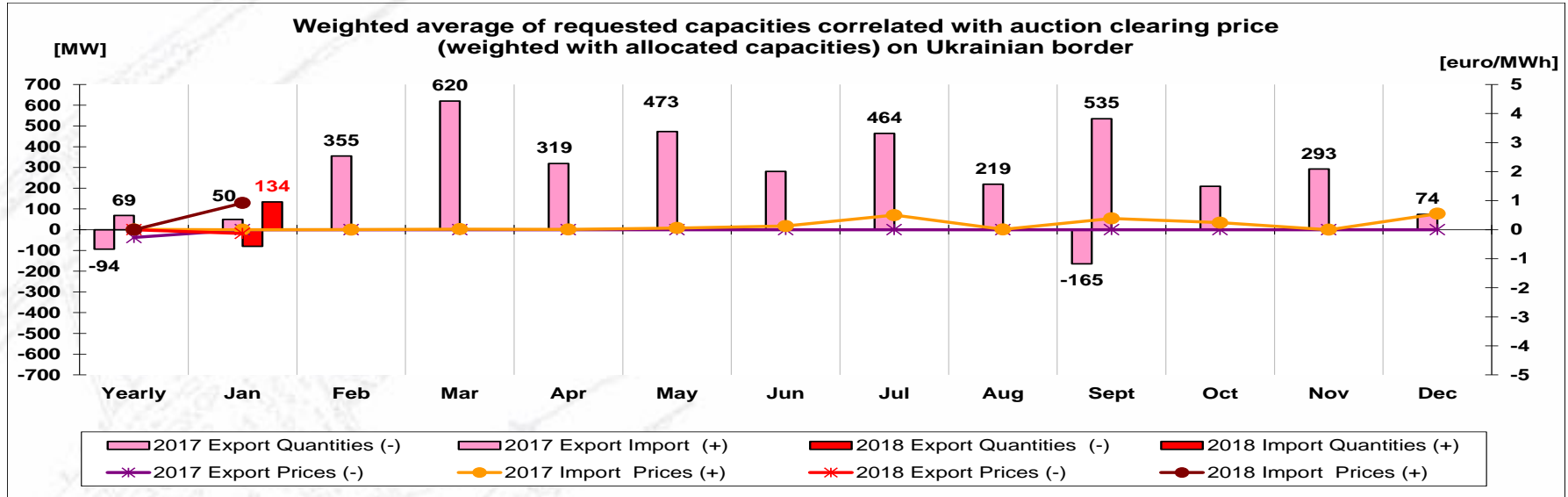
Weighted average of requested capacities correlated with auction clearing price (weighted with allocated capacities) on Serbian border



Border	yearly	Jan. 18	Feb.18	Mar.18	Apr.18	May 18	Jun. 18	Jul. 18	Aug. 18	Sept. 18	Oct. 18	Nov.18	Dec. 18
Serbia export	1.75	2.03											
Serbia import	0.05	0.00											

Border	yearly	Jan. 17	Feb.17	Mar.17	Apr.17	May 17	Jun. 17	Jul. 17	Aug. 17	Sept. 17	Oct. 17	Nov.17	Dec. 17
Serbia export	2.82	2.16	6.23	2.45	1.60	0.50	1.22	1.16	1.68	0.86	0.67	1.62	1.69
Serbia import	0.07	0.00	0.00	0.00	0.00	0.01	0.00	0.00	0.00	0.01	0.01	0.01	0.00

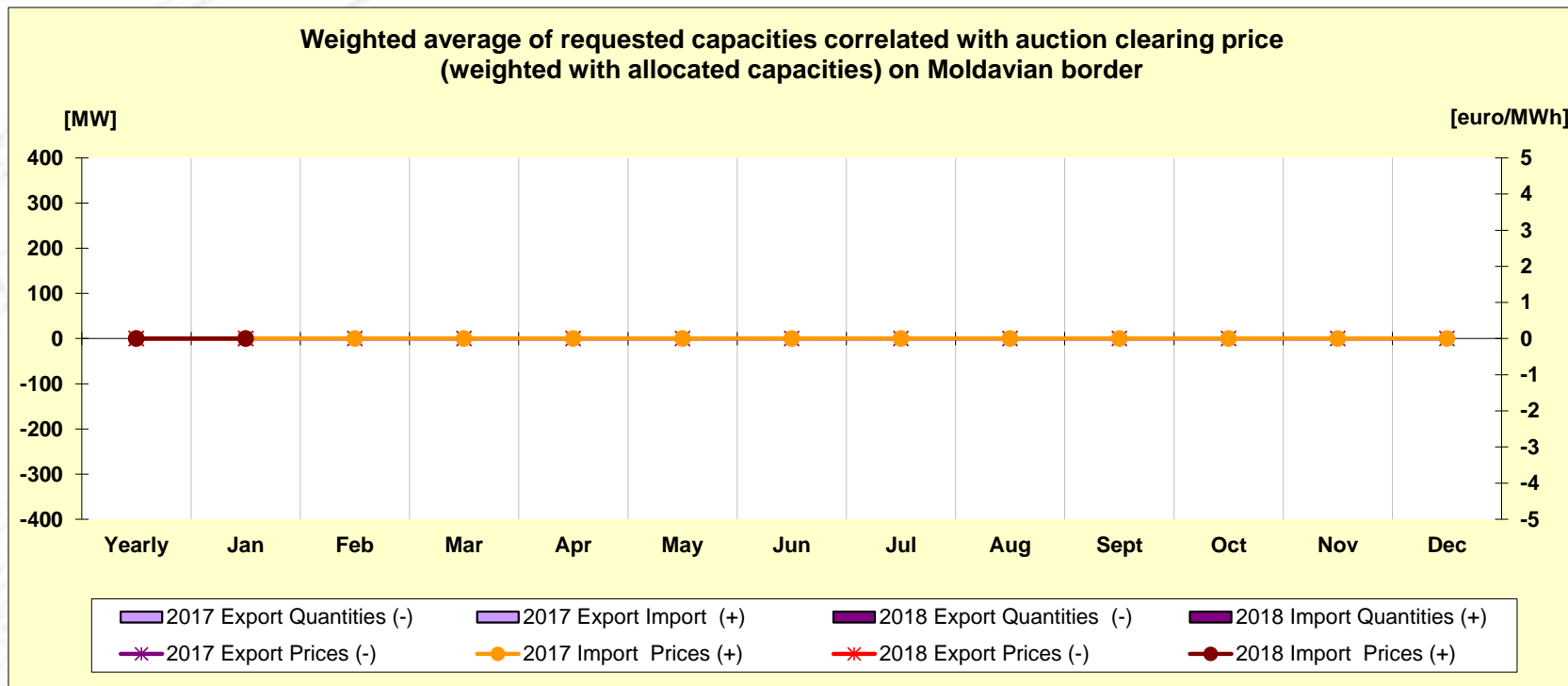
- Compared with the previous year, in January 2018 the auction price decreased on export direction, while offered capacity was lower and capacity request was higher. In January 2018 monthly auction price was zero on import direction.



Border	yearly	Jan. 18	Feb.18	Mar.18	Apr.18	May 18	Jun. 18	Jul. 18	Aug. 18	Sept. 18	Oct. 18	Nov.18	Dec. 18
Ukraine export	-	0.13											
Ukraine import	-	0.92											

Border	yearly	Jan. 17	Feb.17	Mar.17	Apr.17	May 17	Jun. 17	Jul. 17	Aug. 17	Sept. 17	Oct. 17	Nov.17	Dec. 17
Ukraine export	0.27	-	-	-	-	-	-	-	-	0.00	-	-	-
Ukraine import	0.01	0.00	0.00	0.02	0.01	0.06	0.13	0.50	0.01	0.39	0.24	-	0.55

- Compared with the previous year, in January 2018 capacity request and auction price increased on import direction, while offered capacity was lower. Compared with previous year, offered capacity and auction price were different from zero on export direction.

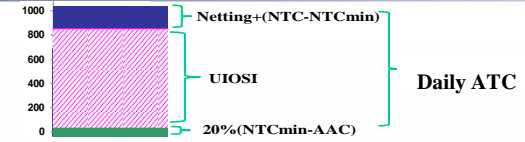


Border	yearly	Jan. 18	Feb.18	Mar.18	Apr.18	May 18	Jun. 18	Jul. 18	Aug. 18	Sept. 18	Oct. 18	Nov.18	Dec. 18
Moldavia export	-	-											
Moldavia import	-	-											

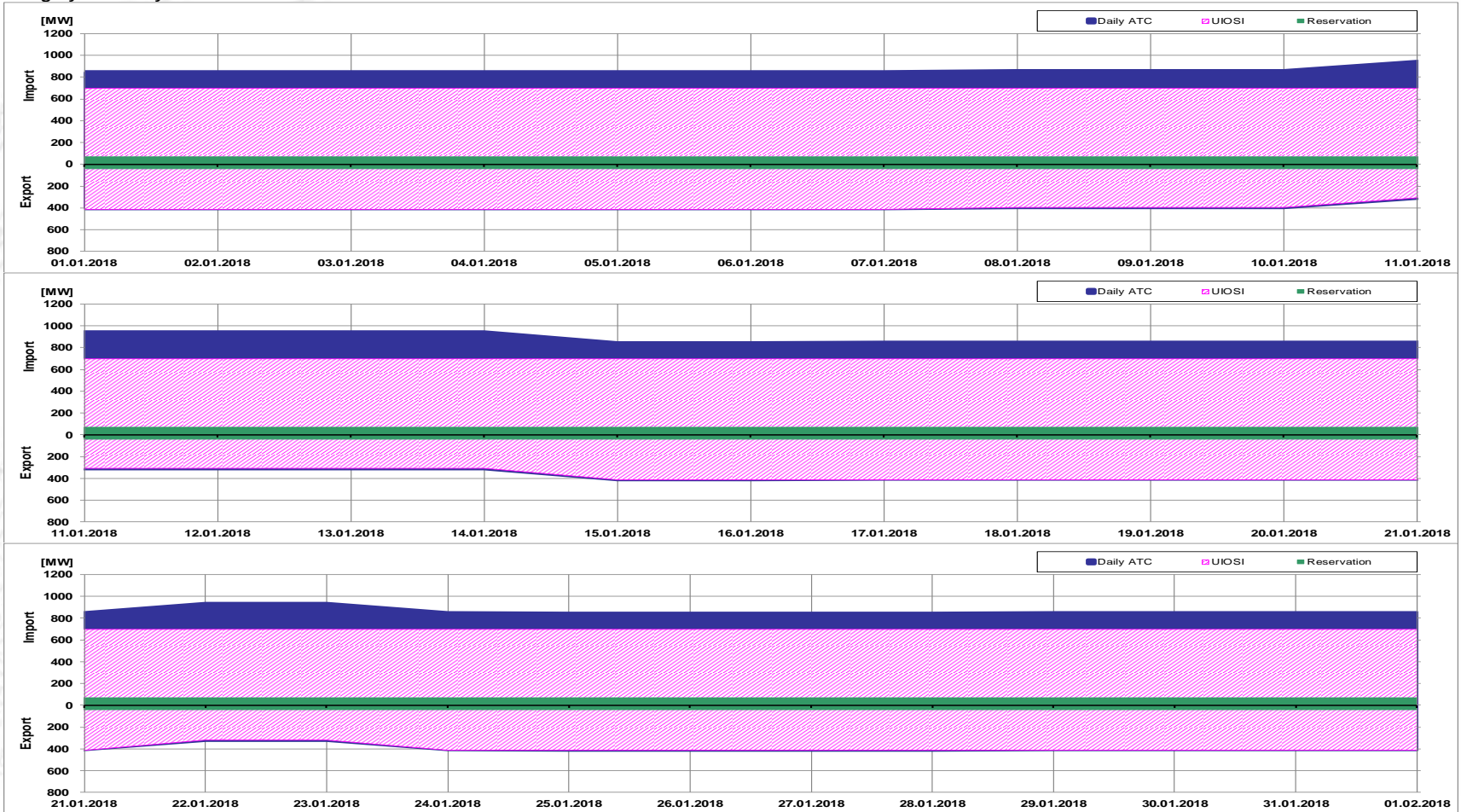
Border	yearly	Jan. 17	Feb.17	Mar.17	Apr.17	May 17	Jun. 17	Jul. 17	Aug. 17	Sept. 17	Oct. 17	Nov.17	Dec. 17
Moldavia export	-	-	-	-	-	-	-	-	-	-	-	-	-
Moldavia import	-	-	-	-	-	-	-	-	-	-	-	-	-

Daily implicit Auctions on Romanian – Hungarian border

Reserved Capacity [MW] average value		Unused Capacity [MW] average value	
RO-HU	HU-RO	RO-HU	HU-RO
40	70	347	630

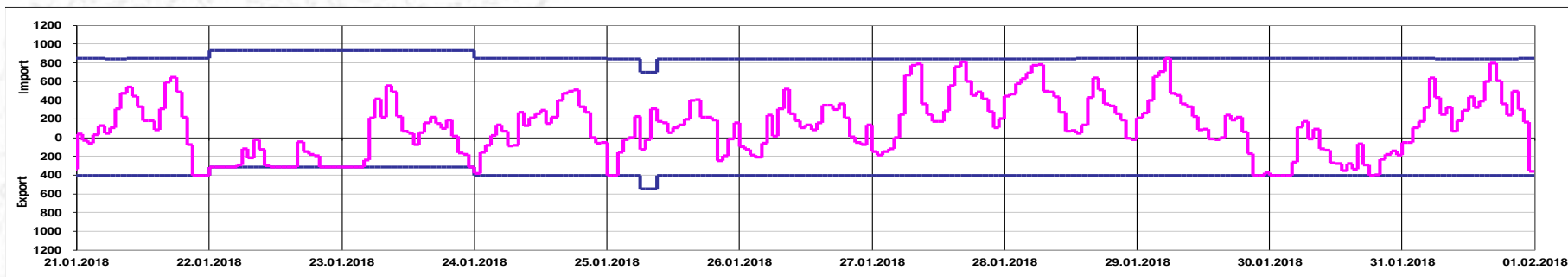
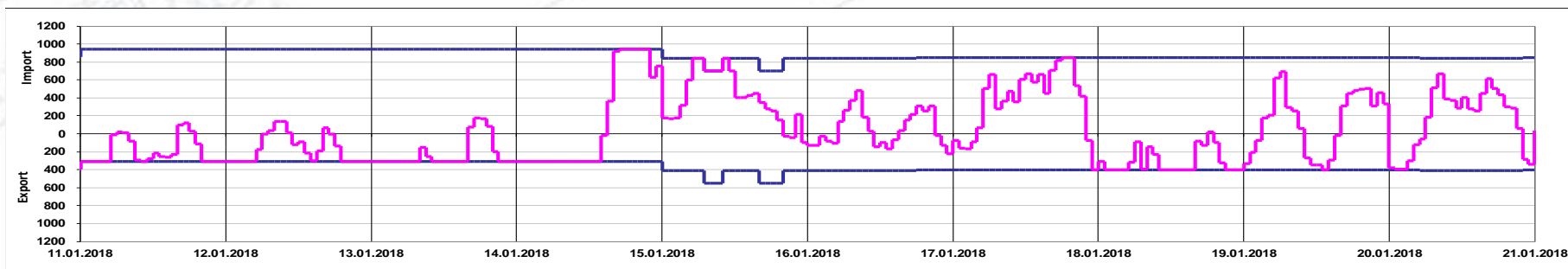
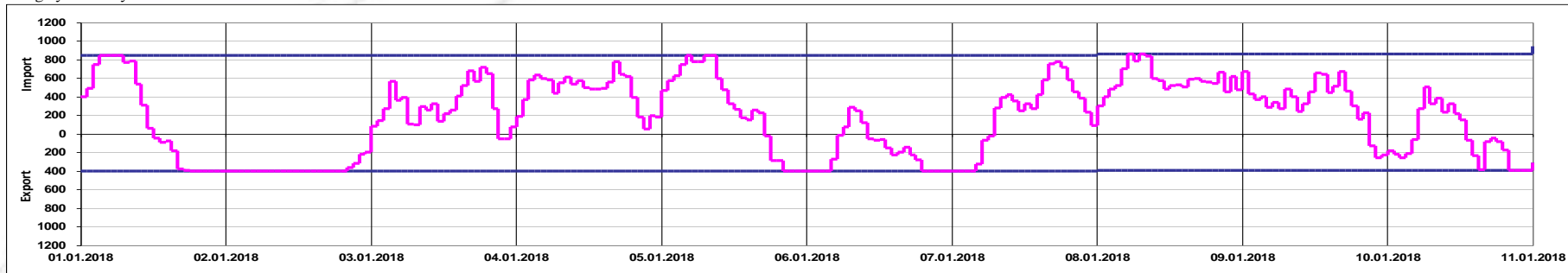


Hungary January 2018



Daily implicit Auctions on Romanian – Hungarian border

Hungary January 2018



Offered Capacity on Daily Auction [MW]

Net Position Border RO – HU [MWh]

Public

Daily implicit Auctions on Romanian – Hungarian border

DAM Prices RO [Euro/MWh]

Day	1	2	3	4	5	6	7	8	9	10	11	12	13	14	15	16	17	18	19	20	21	22	23	24	Max
1	4.29	0.22	0.21	0.11	0.21	0.21	0.03	0.03	0.08	0.11	0.21	0.21	0.21	0.21	2.15	6.03	15.00	22.38	17.17	18.67	12.66	8.58	6.44	4.29	22.38
2	6.44	4.29	2.15	0.21	0.21	0.21	0.11	0.11	0.11	0.02	0.02	0.02	0.02	0.02	0.02	0.21	10.30	21.46	38.70	40.13	38.65	34.00	30.00	21.77	40.13
3	9.60	5.30	1.09	0.21	0.99	9.91	22.49	35.00	39.47	40.60	39.14	34.56	35.10	36.00	36.09	40.78	51.93	59.66	48.83	41.84	39.00	35.84	32.80	24.16	59.66
4	24.89	16.74	6.44	4.29	10.73	29.40	46.14	49.79	49.14	51.29	50.24	51.29	49.14	47.61	47.00	49.14	52.54	60.03	58.20	56.68	51.29	40.89	35.53	34.06	60.03
5	28.47	20.90	17.84	13.14	16.16	31.69	38.71	38.35	40.29	40.30	40.70	41.80	40.70	39.74	39.46	39.60	44.80	50.08	50.29	46.57	38.78	23.69	27.79	28.07	50.29
6	22.28	20.95	20.95	22.68	23.90	24.42	27.20	27.84	34.41	37.17	39.10	40.55	39.94	39.45	38.21	39.89	41.70	46.00	45.02	41.70	28.00	14.69	6.48	8.64	46.00
7	12.92	10.78	10.35	12.08	14.20	12.78	12.90	14.50	18.86	27.00	27.82	29.79	27.07	25.43	23.68	25.00	33.40	40.44	39.07	36.97	30.87	26.08	26.68	21.02	40.44
8	23.80	19.67	16.39	15.42	18.15	29.98	37.51	49.39	49.02	47.10	45.30	44.50	44.00	42.49	41.00	42.69	44.42	46.29	41.97	40.10	36.97	28.00	24.00	13.30	49.39
9	13.38	10.27	7.51	5.73	7.09	13.19	27.13	38.88	38.00	37.00	37.55	38.25	40.00	39.07	41.29	43.00	44.84	49.39	49.72	46.29	41.77	36.84	35.00	28.91	49.72
10	27.38	25.99	25.50	25.24	26.90	30.47	40.23	50.77	51.37	49.53	48.64	48.93	48.00	47.51	47.67	49.57	51.63	55.23	54.35	51.18	45.71	21.58	11.00	4.53	55.23
11	10.74	9.02	10.74	17.18	24.69	34.10	43.22	52.77	56.34	55.70	55.83	55.80	54.10	53.09	52.46	53.30	54.99	58.18	58.94	55.27	45.79	23.62	15.03	8.59	58.94
12	21.54	19.38	19.38	19.38	22.61	35.30	40.49	50.16	51.99	51.77	51.83	51.58	50.29	48.53	46.50	46.14	47.30	50.33	49.13	37.26	36.18	8.61	6.68	0.22	51.99
13	6.47	4.57	4.31	2.16	2.16	4.57	10.78	29.97	34.56	38.93	36.23	31.70	21.56	16.82	16.82	29.97	38.99	41.81	41.56	39.14	33.80	16.82	2.16	0.43	41.81
14	0.22	0.19	0.11	0.11	0.22	0.22	1.08	4.31	6.47	8.62	8.19	8.62	11.86	27.74	29.45	30.05	41.58	49.13	49.38	48.82	44.42	36.01	32.87	25.85	49.38
15	21.40	21.50	20.00	19.40	20.00	25.51	40.54	53.26	69.00	61.88	45.12	41.00	39.84	39.00	39.19	44.42	54.74	59.11	56.00	50.09	44.42	27.82	12.01	8.00	69.00
16	20.92	10.21	3.06	3.01	4.67	19.99	38.38	53.21	58.17	57.57	57.02	55.20	53.47	51.53	49.38	50.67	51.53	57.57	49.38	47.04	41.10	29.23	27.00	18.74	58.17
17	18.00	16.30	13.53	12.49	12.18	19.70	31.00	44.53	51.01	52.85	52.77	52.73	52.75	51.67	50.65	51.00	50.44	52.96	53.40	52.29	49.61	30.04	23.80	6.49	53.40
18	15.50	8.58	4.29	2.15	2.15	16.61	29.26	40.99	44.21	43.45	40.34	38.20	36.05	32.83	31.55	40.34	44.36	49.96	43.09	42.01	39.00	11.80	10.30	2.36	49.96
19	27.92	26.46	25.74	24.99	26.50	29.38	38.82	47.74	49.31	47.80	46.20	44.74	43.00	40.98	40.51	41.41	44.00	49.00	50.00	47.62	43.80	37.70	37.26	32.48	50.00
20	30.10	28.01	28.00	26.11	25.00	25.96	27.56	28.40	42.35	44.29	44.29	43.27	39.91	37.97	36.60	37.35	42.01	49.23	48.30	44.80	41.14	38.59	37.00	34.00	49.23
21	28.61	26.47	25.00	24.07	24.20	24.99	26.50	28.87	32.74	37.23	40.00	41.00	40.51	37.97	35.19	35.65	38.70	43.00	43.56	41.41	37.60	24.67	1.07	0.21	43.56
22	12.23	7.51	4.29	2.36	4.29	22.01	34.10	43.00	46.47	46.81	46.07	42.26	42.26	40.33	40.12	40.33	45.17	50.99	49.95	46.68	40.12	21.45	10.73	2.15	50.99
23	16.09	12.23	12.87	17.96	29.64	34.00	43.45	50.48	54.00	51.92	48.47	47.90	45.56	42.91	40.06	39.70	41.81	46.00	43.99	37.97	35.11	27.27	24.14	11.16	54.00
24	27.65	16.19	11.63	10.94	16.17	33.09	47.76	52.00	52.94	54.51	51.23	48.17	49.08	51.30	49.08	48.22	57.00	64.09	60.80	59.08	48.67	41.29	39.50	37.12	64.09
25	34.06	29.78	16.58	11.55	23.06	37.14	45.71	53.78	59.90	55.88	49.97	51.40	50.67	48.30	46.61	47.53	57.14	62.07	61.48	55.65	52.70	44.13	40.49	36.82	62.07
26	40.85	37.21	33	31.62	32.22	40.03	49.97	56.48	65.51	58.48	54.67	53.28	52.91	51.92	51.22	52.91	59.83	66.41	63.63	61.48	52.92	49.95	49.29	43.37	66.41
27	35.05	32.70	30.30	30.17	30.30	30.95	30.93	36.21	45.33	48.08	49.07	49.07	43.78	38.17	37.22	38.14	44.81	61.50	63.47	59.57	50.00	41.02	38.14	30.09	63.47
28	43.91	37.91	27.65	22.05	21.43	27.40	30.56	38.15	39.02	39.52	40.08	40.29	40.05	32.10	34.57	37.51	40.29	52.53	50.58	42.22	44.15	40.06	21.39	9.25	52.53
29	11.79	11.07	10.72	6.64	12.65	40.10	52.94	57.22	54.45	47.85	47.37	47.00	46.63	44.15	42.49	42.87	42.00	45.87	40.29	38.41	39.00	29.79	19.29	20.08	57.22
30	11.79	7.71	7.71	11.14	12.98	24.92	37.08	49.96	45.07	41.30	39.72	38.58	39.96	39.21	39.37	42.72	45.99	51.30	52.94	50.80	47.08	40.29	39.07	35.79	52.94
31	34.16	30.17	26.88	23.77	23.59	30.04	39.59	45.50	53.07	50.80	46.90	45.98	45.98	44.95	42.99	40.90	47.01	58.96	57.52	49.42	40.18	29.00	26.60	20.29	58.96

Average **33.47 EUR/MWh**

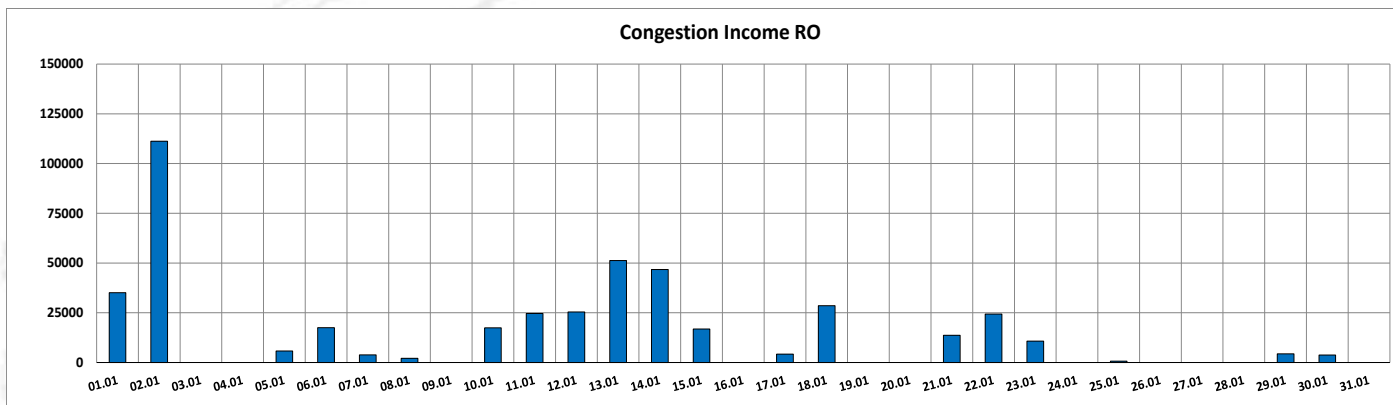
Public

Congestion Prices [Euro/MWh]

Day	1	2	3	4	5	6	7	8	9	10	11	12	13	14	15	16	17	18	19	20	21	22	23	24	Max
1	-	-	-	0.04	17.65	26.18	-	-	-	-	-	-	-	-	-	-	-	-	8.82	7.87	16.04	17.42	18.58	13.06	26.18
2	11.55	12.62	11.77	10.06	12.49	17.78	27.54	35.86	39.69	43.62	43.62	44.45	43.98	42.26	41.80	41.29	35.32	26.88	7.30	2.04	-	-	-	-	44.45
3	-	-	-	-	-	-	-	-	-	-	-	-	-	-	-	-	-	-	-	-	-	-	-	-	0.00
4	-	-	-	-	-	-	-	-	-	-	-	-	-	-	-	-	-	-	-	-	-	-	-	-	0.00
5	-	-	-	-	-	-	-	0.21	0.40	-	-	-	-	-	-	-	-	-	-	-	3.22	13.39	7.71	3.16	13.39
6	5.22	6.15	3.95	0.89	-	-	-	-	-	-	-	-	-	-	-	-	-	-	-	0.98	8.52	17.27	25.52	18.36	25.52
7	8.24	5.14	4.45	1.15	-	-	-	-	-	-	-	-	-	-	-	-	-	-	-	-	-	-	-	-	8.24
8	-	-	-	-	-	3.47	-	1.37	-	-	-	-	-	-	-	-	-	-	-	-	-	-	-	-	3.47
9	-	-	-	-	-	-	-	-	-	-	-	-	-	-	-	-	-	-	-	-	-	-	-	-	0.00
10	-	-	-	-	-	-	-	-	-	-	-	-	-	-	-	-	-	-	-	-	3.09	23.02	29.99	32.42	32.42
11	23.76	24.17	21.27	12.12	6.61	-	-	-	-	-	-	-	-	-	-	-	-	-	-	-	2.87	18.65	23.97	26.43	26.43
12	14.25	15.22	13.82	12.62	9.39	-	-	-	-	-	-	-	-	-	-	-	-	-	-	8.27	4.14	26.89	28.29	31.88	31.88
13	27.45	27.30	26.78	29.33	28.84	26.86	20.22	1.53	-	-	3.77	8.00	17.74	20.44	18.35	4.80	-	-	-	-	-	14.18	29.73	27.55	29.73
14	21.28	18.46	16.87	16.29	16.18	17.12	16.00	15.92	19.04	19.88	20.64	22.88	18.90	1.86	-	-	-	0.62	5.17	7.77	4.33	2.41	-	-	22.88
15	-	-	-	-	-	-	2.54	4.54	21.09	16.57	2.26	-	-	-	-	-	-	-	-	-	-	-	-	-	21.09
16	-	-	-	-	-	-	-	-	-	-	-	-	-	-	-	-	-	-	-	-	-	-	-	-	0.00
17	-	-	-	-	-	-	-	-	-	-	-	-	-	-	-	-	-	-	-	-	-	-	-	-	0.00
18	-	3.16	6.03	7.85	9.83	-	-	-	-	-	3.66	5.80	8.60	13.17	12.45	0.66	-	-	-	-	-	-	-	8.51	8.51
19	-	-	-	-	-	-	-	-	-	-	-	-	-	-	-	-	-	-	-	-	-	22.34	22.64	25.44	25.44
20	-	-	-	-	-	-	-	-	-	-	-	-	-	-	-	-	-	-	-	-	-	-	-	-	0.00
21	-	-	-	-	-	-	-	-	-	-	-	-	-	-	-	-	-	-	-	-	-	-	-	-	0.00
22	14.34	13.39	14.61	11.56	11.11	-	-	-	-	-	-	3.04	2.70	4.21	3.38	3.44	-	-	-	-	1.02	16.55	24.64	28.98	28.98
23	16.91	18.92	17.55	11.37	-	-	-	-	-	-	-	-	-	-	-	-	-	-	-	-	-	-	-	2.85	18.92
24	-	-	-	-	-	-	-	-	-	-	-	-	-	-	-	-	-	-	-	-	-	-	-	-	0.00
25	1.47	1.80	-	-	-	-	-	-	-	-	-	-	-	-	-	-	-	-	-	-	-	-	-	-	1.80
26	-	-	-	-	-	-	-	-	-	-	-	-	-	-	-	-	-	-	-	-	-	-	-	-	0.00
27	-	-	-	-	-	-	-	-	-	-	-	-	-	-	-	-	-	-	-	-	-	-	-	-	0.00
28	-	-	-	-	-	-	-	-	-	-	-	-	-	-	-	-	-	-	-	-	-	-	-	-	0.00
29	-	-	-	-	-	6.10	-	-	-	-	-	-	-	-	-	-	-	-	-	-	-	-	1.42	7.29	7.29
30	9.23	5.50	3.55	0.07	-	-	-	-	-	-	-	-	-	-	-	-	-	-	0.20	-	-	-	-	-	9.23
31	-	-	-	-	-	-	-	-	-	-	-	-	-	-	-	-	-	-	-	-	-	-	-	-	0.00

Average 14.52 EUR/MWh

Public

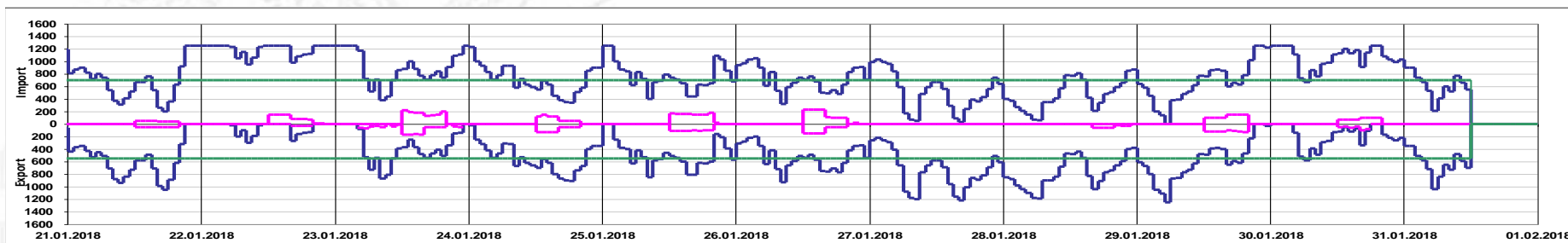
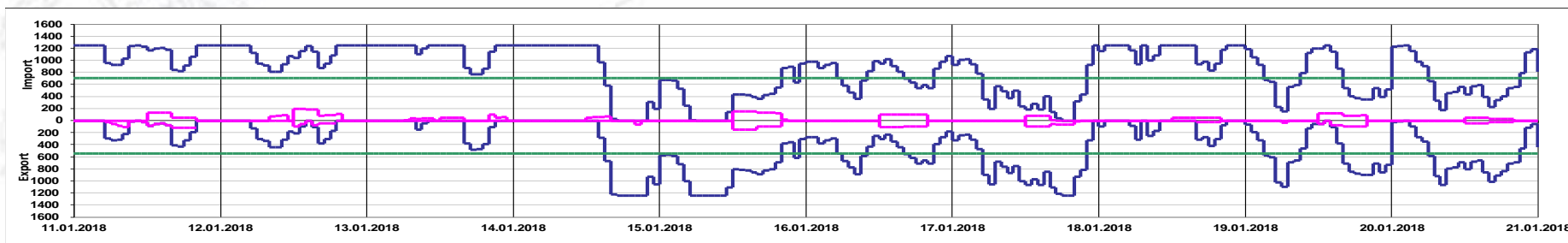
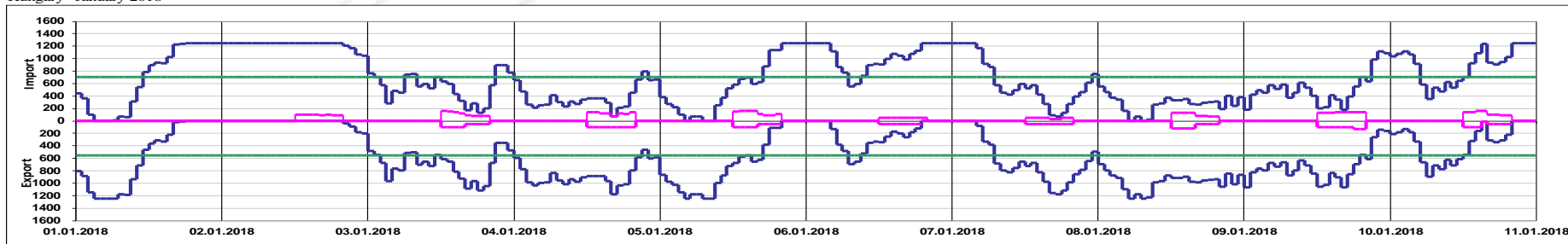


Day	Congestion Income border RO-HU [Euro]	Congestion Income RO [Euro]
01.01	70119	35060
02.01	222424	111212
03.01	0	0
04.01	0	0
05.01	11591	5796
06.01	35005	17502
07.01	7649	3824
08.01	4148	2074
09.01	0	0
10.01	34788	17394
11.01	49234	24617
12.01	50749	25375
13.01	102524	51262
14.01	93449	46725
15.01	33582	16791
16.01	0	0
17.01	8393	4196
18.01	57077	28538
19.01	0	0
20.01	0	0
21.01	27388	13694
22.01	48644	24322
23.01	21497	10748
24.01	0	0
25.01	1334	667
26.01	0	0
27.01	0	0
28.01	0	0
29.01	8677	4338
30.01	7476	3738
31.01	0	0
Total	895747	447874

Daily Income [Euro]		Remuneration UIOSI [Euro]	
RO-HU	HU-RO	RO-HU	HU-RO
791090	104657	702148	81005
895747		783153	

TSO Income (Z-R) [Euro]	RO TSO Income (Z-R) [Euro]
112594	56297

Hungary January 2018



Offered Capacity on Intraday Auction Import (+) / Export (-) [MW]

Allocated Capacity on Intraday Auction Import (+) / Export (-) [MW]

Net Transfer Capacity (NTC) Import (+) / Export (-) [MW]

Taking into account the technical issues due the migration from 1:1 principle (valid for the delivery day 31.01.2018) to m:n principle (valid for the delivery day 01.02.2018), sessions: 4 (12:00 – 16:00 CET), 5 (16:00 – 20:00 CET) and 6 (20:00 – 24:00 CET) of the intraday auctions from 31.01.2018 were cancelled.

Auction Price [Euro/MWh] - Export

Day	1	2	3	4	5	6	7	8	9	10	11	12	13	14	15	16	17	18	19	20	21	22	23	24	Max	
1	0.00	0.00	0.00	0.00	0.00	0.00	0.00	0.00	0.00	0.00	0.00	0.00	0.00	0.00	0.00	0.00	0.00	0.00	-	-	-	-	-	-	0.00	
2	-	-	-	-	-	-	-	-	-	-	-	-	-	-	-	-	-	-	-	-	0.00	0.00	0.00	0.00	0.00	0.00
3	0.00	0.00	0.00	0.00	0.00	0.00	0.00	0.00	0.00	0.00	0.00	0.00	0.00	0.00	0.00	0.00	0.00	0.00	0.00	0.00	0.00	0.00	0.00	0.00	0.00	0.00
4	0.00	0.00	0.00	0.00	0.00	0.00	0.00	0.00	0.00	0.00	0.00	0.00	0.00	0.00	0.00	0.00	0.00	0.00	0.00	0.00	0.00	0.00	0.00	0.00	0.00	0.00
5	0.00	0.00	0.00	0.00	0.00	0.00	0.00	0.00	0.00	0.00	0.00	0.00	0.00	0.00	0.00	0.00	0.00	0.00	0.00	0.00	0.00	0.00	0.00	0.00	0.00	0.00
6	-	-	-	-	0.00	0.00	0.00	0.00	0.00	0.00	0.00	0.00	0.00	0.00	0.00	0.00	0.00	0.00	0.00	-	-	-	-	-	-	0.00
7	-	-	-	-	0.00	0.00	0.00	0.00	0.00	0.00	0.00	0.00	0.00	0.00	0.00	0.00	0.00	0.00	0.00	0.00	0.00	0.00	0.00	0.00	0.00	0.00
8	0.00	0.00	0.00	0.00	0.00	0.00	0.00	0.00	0.00	0.00	0.00	0.00	0.00	0.00	0.00	0.00	0.00	0.00	0.00	0.00	0.00	0.00	0.00	0.00	0.00	0.00
9	0.00	0.00	0.00	0.00	0.00	0.00	0.00	0.00	0.00	0.00	0.00	0.00	0.00	0.00	0.00	0.00	0.00	0.00	0.00	0.00	0.00	0.00	0.00	0.00	0.00	0.00
10	0.00	0.00	0.00	0.00	0.00	0.00	0.00	0.00	0.00	0.00	0.00	0.00	0.00	0.00	0.00	0.00	0.00	0.00	0.00	0.00	0.00	0.00	0.00	0.00	0.00	0.00
11	-	-	-	-	-	0.00	0.00	0.00	0.00	0.00	0.00	0.00	0.02	0.02	0.02	0.02	0.00	0.00	0.00	0.00	-	-	-	-	-	0.02
12	-	-	-	-	-	0.00	0.00	0.00	0.00	0.00	0.00	0.00	0.00	0.00	0.00	0.00	0.00	0.00	0.00	-	-	-	-	-	-	0.00
13	-	-	-	-	-	-	-	-	0.00	0.00	-	-	-	-	-	0.00	0.00	0.00	0.00	0.00	0.00	-	-	-	-	0.00
14	-	-	-	-	-	-	-	-	-	-	-	-	-	-	0.00	0.00	0.00	0.00	0.00	0.00	0.00	0.00	0.00	0.00	0.00	0.00
15	0.00	0.00	0.00	0.00	0.00	0.00	0.00	0.00	0.00	0.00	0.00	0.00	0.00	0.00	0.00	0.00	0.00	0.00	0.00	0.00	0.00	0.00	0.00	0.00	0.00	0.00
16	0.00	0.00	0.00	0.00	0.00	0.00	0.00	0.00	0.00	0.00	0.00	0.00	0.00	0.00	0.00	0.00	0.00	0.00	0.00	0.00	0.00	0.00	0.00	0.00	0.00	0.00
17	0.00	0.00	0.00	0.00	0.00	0.00	0.00	0.00	0.00	0.00	0.00	0.00	0.00	0.00	0.00	0.00	0.00	0.00	0.00	0.00	0.00	0.00	0.00	0.00	0.00	0.00
18	0.00	-	-	-	-	0.00	0.00	0.00	0.00	0.00	-	-	-	-	-	0.00	0.00	0.00	0.00	0.00	0.00	0.00	0.00	0.00	0.00	0.00
19	0.00	0.00	0.00	0.00	0.00	0.00	0.00	0.00	0.00	0.00	0.00	0.00	0.01	0.00	0.00	0.00	0.00	0.00	0.00	0.00	0.00	0.00	0.00	0.00	0.00	0.01
20	0.00	0.00	0.00	0.00	0.00	0.00	0.00	0.00	0.00	0.00	0.00	0.00	0.00	0.00	0.00	0.00	0.00	0.00	0.00	0.00	0.00	0.00	0.00	0.00	0.00	0.00
21	0.00	0.00	0.00	0.00	0.00	0.00	0.00	0.00	0.00	0.00	0.00	0.00	0.00	0.00	0.00	0.00	0.00	0.00	0.00	0.00	0.00	0.00	0.00	0.00	0.00	0.00
22	-	-	-	-	-	0.00	0.00	0.00	0.00	0.00	0.00	0.00	-	-	-	0.00	0.00	0.00	0.00	0.00	-	-	-	-	-	0.00
23	-	-	-	-	0.00	0.00	0.00	0.00	0.00	0.00	0.00	0.00	0.00	0.00	0.00	0.00	0.00	0.00	0.00	0.00	0.00	0.00	0.00	0.00	0.00	0.00
24	0.00	0.00	0.00	0.00	0.00	0.00	0.00	0.00	0.00	0.00	0.00	0.00	0.00	0.00	0.00	0.00	0.00	0.00	0.00	0.00	0.00	0.00	0.00	0.00	0.00	0.00
25	-	-	0.00	0.00	0.00	0.00	0.00	0.00	0.00	0.00	0.00	0.00	0.00	0.00	0.00	0.00	0.00	0.00	0.00	0.00	0.00	0.00	0.00	0.00	0.00	0.00
26	0.00	0.00	0.00	0.00	0.00	0.00	0.00	0.00	0.00	0.00	0.00	0.00	0.00	0.00	0.00	0.00	0.00	0.00	0.00	0.00	0.00	0.00	0.00	0.00	0.00	0.00
27	0.00	0.00	0.00	0.00	0.00	0.00	0.00	0.00	0.00	0.00	0.00	0.00	0.00	0.00	0.00	0.00	0.00	0.00	0.00	0.00	0.00	0.00	0.00	0.00	0.00	0.00
28	0.00	0.00	0.00	0.00	0.00	0.00	0.00	0.00	0.00	0.00	0.00	0.00	0.00	0.00	0.00	0.00	0.00	0.00	0.00	0.00	0.00	0.00	0.00	0.00	0.00	0.00
29	0.00	0.00	0.00	0.00	0.00	0.00	0.00	0.00	0.00	0.00	0.00	0.00	0.00	0.00	0.00	0.00	0.00	0.00	0.00	0.00	0.00	0.00	0.00	0.00	0.00	0.00
30	-	-	-	-	0.00	0.00	0.00	0.00	0.00	0.00	0.00	0.00	0.00	0.00	0.00	0.00	0.00	0.00	0.00	-	-	-	-	-	-	0.00
31	0.00	0.00	0.00	0.00	0.00	0.00	0.00	0.00	0.00	0.00	0.00	0.00	0.00	-	-	-	-	-	-	-	0.00	0.00	0.00	0.00	0.00	0.00

Hungary January 2018

Taking into account the technical issues due the migration from 1:1 principle (valid for the delivery day 31.01.2018) to m:n principle (valid for the delivery day 01.02.2018), sessions: 4 (12:00 – 16:00 CET), 5 (16:00 – 20:00 CET) and 6 (20:00 – 24:00 CET) of the intraday auctions from 31.01.2018 were cancelled.

Auction Price [Euro/MWh] - Import

Day	1	2	3	4	5	6	7	8	9	10	11	12	13	14	15	16	17	18	19	20	21	22	23	24	Max
1	0.00	0.00	0.00	-	-	-	0.00	0.00	0.00	0.00	0.00	0.00	0.00	0.00	0.00	0.00	0.00	0.00	0.00	0.00	0.00	0.00	0.00	0.00	0.00
2	0.00	0.00	0.00	0.00	0.00	0.00	0.00	0.00	0.00	0.00	0.00	0.00	0.00	0.00	0.00	0.00	0.00	0.00	0.00	0.00	0.00	0.00	0.00	0.00	0.00
3	0.00	0.00	0.00	0.00	0.00	0.00	0.00	0.00	0.00	0.00	0.00	0.00	0.00	0.00	0.00	0.00	0.00	0.00	0.00	0.00	0.00	0.00	0.00	0.00	0.00
4	0.00	0.00	0.00	0.00	0.00	0.00	0.00	0.00	0.00	0.00	0.00	0.00	0.00	0.00	0.00	0.00	0.00	0.00	0.00	0.00	0.00	0.00	0.00	0.00	0.00
5	0.00	0.00	0.00	0.00	0.00	0.00	0.00	-	-	0.00	0.00	0.00	0.00	0.00	0.00	0.00	0.00	0.00	0.00	0.00	0.00	0.00	0.00	0.00	0.00
6	0.00	0.00	0.00	0.00	0.00	0.00	0.00	0.00	0.00	0.00	0.00	0.00	0.00	0.00	0.00	0.00	0.00	0.00	0.00	0.00	0.00	0.00	0.00	0.00	0.00
7	0.00	0.00	0.00	0.00	0.00	0.00	0.00	0.00	0.00	0.00	0.00	0.00	0.00	0.00	0.00	0.00	0.00	0.00	0.00	0.00	0.00	0.00	0.00	0.00	0.00
8	0.00	0.00	0.00	0.00	0.00	0.00	0.00	-	0.00	-	0.00	0.00	0.00	0.00	0.00	0.00	0.00	0.00	0.00	0.00	0.00	0.00	0.00	0.00	0.00
9	0.00	0.00	0.00	0.00	0.00	0.00	0.00	0.00	0.00	0.00	0.00	0.00	0.00	0.00	0.00	0.00	0.00	0.00	0.00	0.00	0.00	0.00	0.00	0.00	0.00
10	0.00	0.00	0.00	0.00	0.00	0.00	0.00	0.00	0.00	0.00	0.00	0.00	0.00	0.00	0.00	0.00	0.00	0.00	0.00	0.00	0.00	0.00	0.00	0.00	0.00
11	0.00	0.00	0.00	0.00	0.00	0.00	0.00	0.00	0.00	0.00	0.00	0.00	0.00	0.00	0.00	0.00	0.00	0.00	0.00	0.00	0.00	0.00	0.00	0.00	0.00
12	0.00	0.00	0.00	0.00	0.00	0.00	0.00	0.00	0.00	0.00	0.00	0.00	0.00	0.00	0.00	0.00	0.00	0.00	0.00	0.00	0.00	0.00	0.00	0.00	0.00
13	0.00	0.00	0.00	0.00	0.00	0.00	0.00	0.00	0.00	0.00	0.00	0.00	0.00	0.00	0.00	0.00	0.00	0.00	0.00	0.00	0.00	0.00	0.00	0.00	0.00
14	0.00	0.00	0.00	0.00	0.00	0.00	0.00	0.00	0.00	0.00	0.00	0.00	0.00	0.00	0.00	0.00	0.00	-	-	-	-	-	0.00	0.00	0.00
15	0.00	0.00	0.00	0.00	0.00	0.00	-	-	-	-	-	0.00	0.00	0.00	0.00	0.00	0.00	0.00	0.00	0.00	0.00	0.00	0.00	0.00	0.00
16	0.00	0.00	0.00	0.00	0.00	0.00	0.00	0.00	0.00	0.00	0.00	0.00	0.00	0.00	0.00	0.00	0.00	0.00	0.00	0.00	0.00	0.00	0.00	0.00	0.00
17	0.00	0.00	0.00	0.00	0.00	0.00	0.00	0.00	0.00	0.00	0.00	0.00	0.00	0.00	0.00	0.00	0.00	0.00	-	-	0.00	0.00	0.00	0.00	0.00
18	0.00	0.00	0.00	0.00	0.00	0.00	0.00	0.00	0.00	0.00	0.00	0.00	0.00	0.00	0.00	0.00	0.00	0.00	0.00	0.00	0.00	0.00	0.00	0.00	0.00
19	0.00	0.00	0.00	0.00	0.00	0.00	0.00	0.00	0.00	0.00	0.00	0.00	0.00	0.00	0.00	0.00	0.00	0.00	0.00	0.00	0.00	0.00	0.00	0.00	0.00
20	0.00	0.00	0.00	0.00	0.00	0.00	0.00	0.00	0.00	0.00	0.00	0.00	0.00	0.00	0.00	0.00	0.00	0.00	0.00	0.00	0.00	0.00	0.00	0.00	0.00
21	0.00	0.00	0.00	0.00	0.00	0.00	0.00	0.00	0.00	0.00	0.00	0.00	0.00	0.00	0.00	0.00	0.00	0.00	0.00	0.00	0.00	0.00	0.00	0.00	0.00
22	0.00	0.00	0.00	0.00	0.00	0.00	0.00	0.00	0.00	0.00	0.00	0.00	0.00	0.00	0.00	0.00	0.00	0.00	0.00	0.00	0.00	0.00	0.00	0.00	0.00
23	0.00	0.00	0.00	0.00	0.00	0.00	0.00	0.00	0.00	0.00	0.00	0.00	0.00	0.00	0.00	0.00	0.00	0.00	0.00	0.00	0.00	0.00	0.00	0.00	0.00
24	0.00	0.00	0.00	0.00	0.00	0.00	0.00	0.00	0.00	0.00	0.00	0.00	0.00	0.00	0.00	0.00	0.00	0.00	0.00	0.00	0.00	0.00	0.00	0.00	0.00
25	0.00	0.00	0.00	0.00	0.00	0.00	0.00	0.00	0.00	0.00	0.00	0.00	0.00	0.00	0.00	0.00	0.00	0.00	0.00	0.00	0.00	0.00	0.00	0.00	0.00
26	0.00	0.00	0.00	0.00	0.00	0.00	0.00	0.00	0.00	0.00	0.00	0.00	0.00	0.00	0.00	0.00	0.00	0.00	0.00	0.00	0.00	0.00	0.00	0.00	0.00
27	0.00	0.00	0.00	0.00	0.00	0.00	0.00	0.00	0.00	0.00	0.00	0.00	0.00	0.00	0.00	0.00	0.00	0.00	0.00	0.00	0.00	0.00	0.00	0.00	0.00
28	0.00	0.00	0.00	0.00	0.00	0.00	0.00	0.00	0.00	0.00	0.00	0.00	0.00	0.00	0.00	0.00	0.00	0.00	0.00	0.00	0.00	0.00	0.00	0.00	0.00
29	0.00	0.00	0.00	0.00	0.00	-	0.00	0.00	0.00	0.00	0.00	0.00	0.00	0.00	0.00	0.00	0.00	0.00	0.00	0.00	0.00	0.00	0.00	0.00	0.00
30	0.00	0.00	0.00	0.00	0.00	0.00	0.00	0.00	0.00	0.00	0.00	0.00	0.00	0.00	0.00	0.00	0.00	0.00	0.00	0.00	0.00	0.00	0.00	0.00	0.00
31	0.00	0.00	0.00	0.00	0.00	0.00	0.00	0.00	0.00	0.00	0.00	0.00	-	-	-	-	-	-	-	-	-	-	-	-	0.00

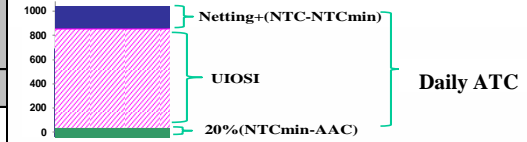
Hungary January 2018

Taking into account the technical issues due the migration from 1:1 principle (valid for the delivery day 31.01.2018) to m:n principle (valid for the delivery day 01.02.2018), sessions: 4 (12:00 – 16:00 CET), 5 (16:00 – 20:00 CET) and 6 (20:00 – 24:00 CET) of the intraday auctions from 31.01.2018 were cancelled.

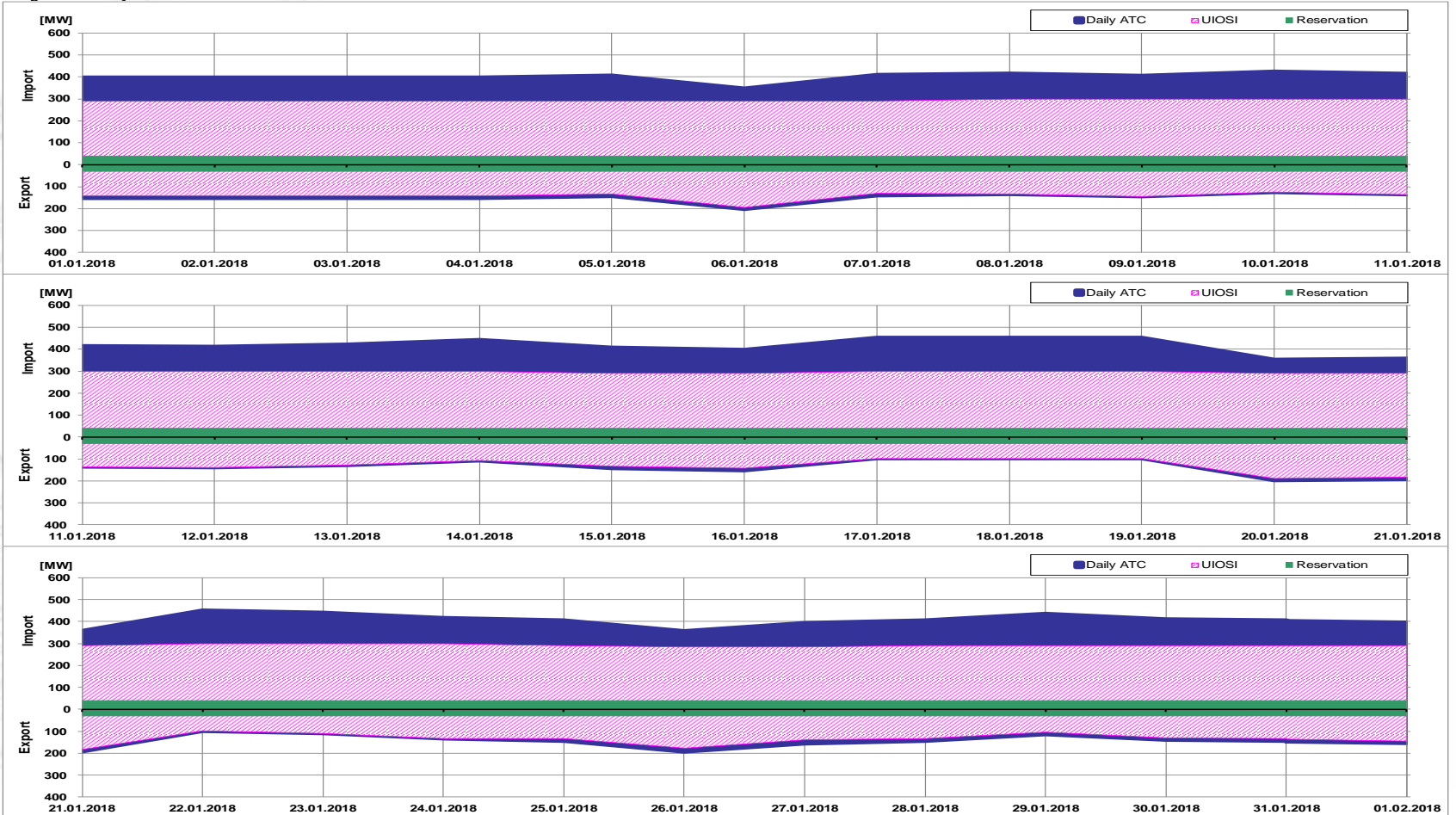
Public

Daily Auctions on Romanian – Bulgarian border

Reserved Capacity [MW] average value		Unused Capacity [MW] average value	
RO-BG	BG-RO	RO-BG	BG-RO
30	40	120	248

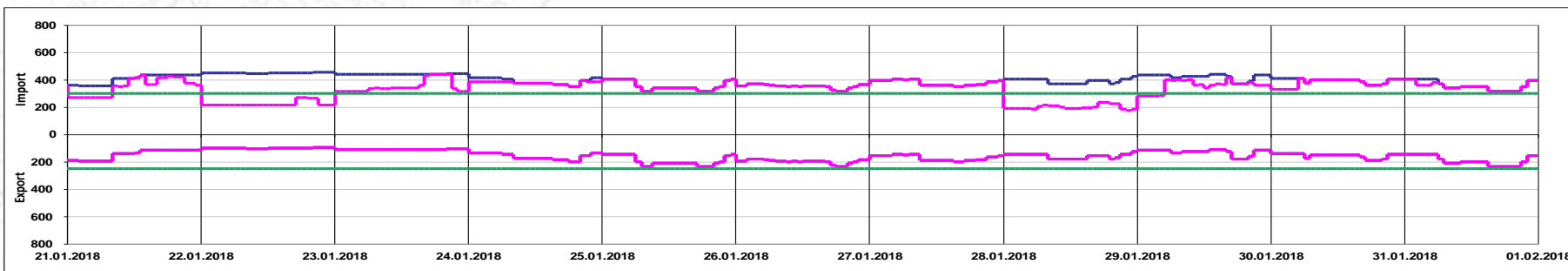
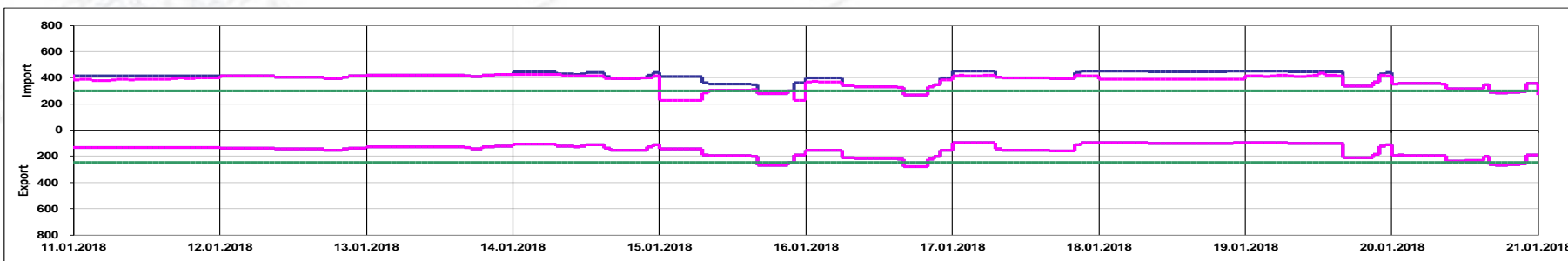
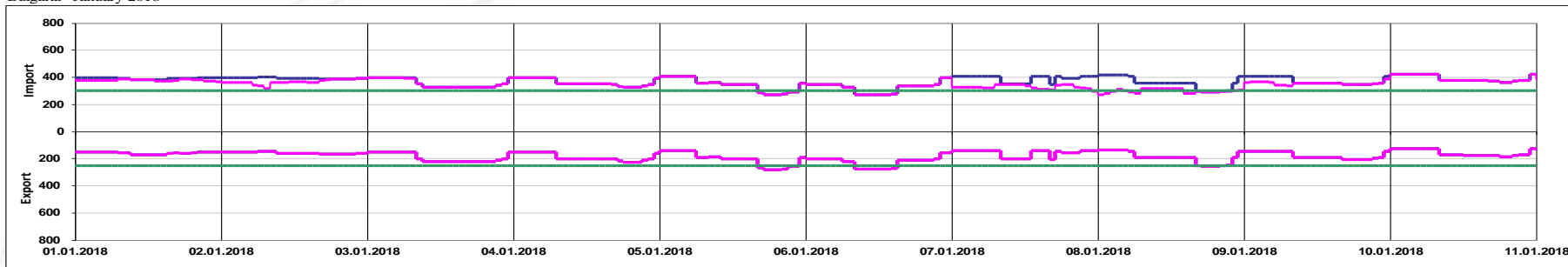


Bulgaria January 2018



Daily Auctions on Romanian – Bulgarian border

Bulgaria January 2018



Offered Capacity on Daily Auction Import (+) / Export (-) [MW]

Allocated Capacity on Daily Auction Import (+) / Export (-) [MW]

Net Transfer Capacity (NTC) Import (+) / Export (-) [MW]

Auction Price [Euro/MWh] – Export

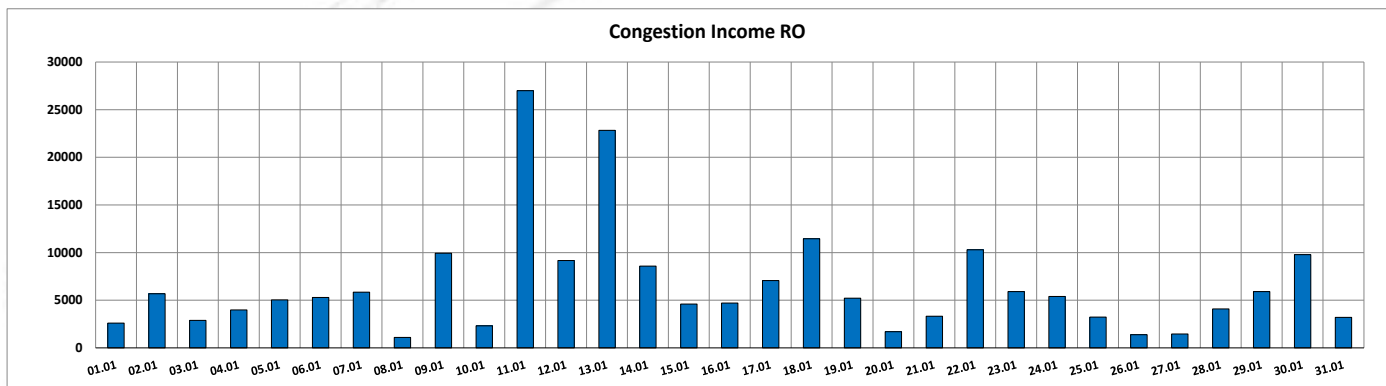
Day	1	2	3	4	5	6	7	8	9	10	11	12	13	14	15	16	17	18	19	20	21	22	23	24	Max	
1	2.60	3.07	3.78	3.85	3.84	3.76	3.25	2.42	0.87	0.53	0.54	0.54	0.54	0.54	0.54	0.60	0.55	0.33	0.28	0.33	0.15	0.15	0.15	0.32	3.85	
2	5.00	5.00	5.00	5.00	5.00	6.10	5.00	5.00	5.00	5.00	5.00	2.57	2.57	2.57	2.57	2.57	0.33	0.27	0.27	0.27	0.33	0.33	1.00	0.76	6.10	
3	1.57	2.57	2.57	2.57	2.57	2.57	3.90	2.57	1.57	1.28	1.28	0.65	0.65	0.65	0.64	0.64	0.15	0.15	0.15	0.15	0.15	0.33	0.33	0.65	3.90	
4	3.18	3.18	3.18	3.57	3.38	3.18	3.15	1.28	1.01	1.01	1.01	1.28	1.28	1.55	1.43	1.43	0.37	0.16	0.16	0.16	0.16	0.16	0.47	0.47	3.57	
5	2.22	6.78	8.75	9.92	8.75	3.57	1.56	1.56	1.56	1.56	0.87	0.87	0.87	0.87	0.87	0.87	0.14	0.14	0.14	0.14	0.27	0.69	0.87	2.55	9.92	
6	0.56	0.53	0.57	0.57	0.57	0.69	0.58	0.69	0.36	0.44	0.44	0.57	0.57	0.38	0.57	2.04	2.44	4.91	4.51	4.51	2.75	3.98	8.68	8.68	8.68	
7	4.00	4.56	4.56	4.56	7.00	7.00	6.00	6.00	2.97	2.23	1.13	1.13	1.13	2.82	3.50	2.23	0.75	0.88	0.88	2.03	2.23	2.23	2.23	2.23	6.78	7.00
8	1.05	1.65	1.80	0.66	0.66	0.66	0.36	0.36	0.36	0.36	0.36	0.36	0.36	0.36	0.36	0.36	0.06	0.06	0.06	0.14	0.36	0.06	0.36	1.23	1.80	
9	8.76	8.76	11.17	11.22	8.00	6.00	15.26	12.92	10.71	9.72	5.00	4.52	2.65	2.57	2.57	0.57	0.26	0.26	0.26	0.26	0.46	0.13	0.26	1.56	15.26	
10	1.41	0.88	0.88	0.88	0.88	0.88	0.57	0.88	0.57	0.57	0.57	0.57	0.79	0.79	0.79	0.57	0.55	0.62	0.86	0.86	0.44	2.00	3.00	7.04	7.04	
11	24.40	23.91	23.06	19.91	24.40	16.84	10.14	13.74	17.25	20.16	21.06	18.72	17.67	18.46	16.96	12.28	8.88	8.59	11.01	8.57	7.82	14.26	17.42	24.37	24.40	
12	12.00	12.00	12.00	7.14	6.01	4.94	3.21	2.11	2.57	3.21	3.21	2.57	3.01	3.01	3.01	2.48	1.50	0.81	0.81	0.57	0.88	9.01	15.27	17.47	17.47	
13	18.16	15.00	18.00	20.35	16.20	16.00	14.76	16.17	17.21	15.94	18.61	18.27	16.71	17.71	18.82	17.55	5.55	2.70	2.70	2.70	5.00	18.45	19.99	22.50	22.50	
14	15.15	15.00	15.00	12.69	12.69	12.69	10.19	7.65	7.27	5.27	5.06	4.30	5.67	4.06	2.85	1.76	1.64	1.00	1.00	1.00	1.00	1.64	2.70	3.64	15.15	
15	4.05	2.56	4.80	5.67	8.98	5.67	2.05	1.05	1.10	1.10	1.05	0.65	2.45	2.02	2.02	0.52	0.26	0.45	0.45	0.45	0.45	0.26	2.56	4.21	8.98	
16	5.11	5.11	7.41	8.55	6.33	2.56	0.35	0.65	0.70	1.07	1.07	1.39	1.55	1.39	1.39	1.07	0.12	0.06	0.02	0.02	0.07	0.65	3.55	5.55	8.55	
17	5.00	5.56	6.00	8.00	6.00	5.30	5.30	5.56	5.34	5.34	5.30	2.78	2.78	5.30	5.30	5.30	3.21	1.39	1.00	2.78	5.30	5.56	5.56	5.56	8.00	
18	8.77	11.87	13.60	13.21	13.97	13.64	15.24	11.35	7.88	8.00	8.00	9.99	7.88	7.88	7.88	7.88	4.00	4.00	4.00	4.00	4.00	4.00	12.50	12.76	17.70	17.70
19	8.00	8.00	8.45	8.70	8.48	2.72	5.00	5.00	5.00	5.00	5.00	5.00	5.71	7.15	5.78	3.06	0.55	0.55	0.31	0.31	0.31	0.48	0.61	0.76	8.70	
20	0.40	0.40	0.47	0.47	1.20	1.20	1.50	1.00	0.47	0.30	0.22	0.22	0.26	0.26	0.26	0.28	0.26	0.26	0.26	0.26	0.28	0.28	0.26	0.47	0.40	1.50
21	2.32	1.77	3.27	3.48	1.77	1.77	1.77	2.55	1.08	0.75	0.75	0.52	0.54	0.54	0.77	0.91	1.01	1.08	1.08	1.08	1.63	3.69	4.32	5.67	5.67	
22	14.22	12.71	10.59	11.30	9.83	7.53	7.70	7.04	5.67	5.67	7.65	7.84	8.81	10.14	9.20	5.12	3.21	4.09	4.71	3.66	4.40	14.55	15.63	15.63	15.63	
23	13.07	12.12	12.44	10.08	7.65	4.69	3.69	2.56	2.56	2.56	1.69	2.44	2.56	2.56	2.56	1.83	0.76	0.63	0.63	0.63	1.22	4.56	5.71	8.70	13.07	
24	5.00	6.00	6.00	6.00	6.00	5.00	3.53	4.00	2.37	2.00	2.00	2.00	2.00	2.00	2.00	2.00	1.00	1.00	1.00	1.00	1.99	1.55	2.11	3.32	6.00	
25	2.56	5.00	5.00	5.00	5.00	1.69	0.44	0.51	0.51	1.01	0.56	0.55	0.55	0.55	0.55	0.44	0.28	0.23	0.23	0.23	0.23	0.23	0.28	0.85	5.00	
26	0.36	0.56	0.56	0.56	0.56	0.36	0.35	0.55	0.56	0.56	0.55	0.44	0.44	0.44	0.44	0.44	0.34	0.28	0.27	0.27	0.28	0.28	0.36	0.36	0.56	
27	0.55	0.77	0.88	0.88	0.88	0.88	0.88	0.88	0.88	0.88	0.44	0.44	0.44	0.44	0.44	0.44	0.44	0.44	0.44	0.44	0.44	0.44	0.55	0.74	0.88	
28	3.56	5.67	5.67	6.00	6.00	3.21	2.15	1.74	1.06	1.06	1.11	0.85	0.85	0.85	0.85	1.22	1.22	0.38	0.38	0.19	0.27	3.56	3.65	3.69	6.00	
29	11.77	11.88	12.10	12.23	13.13	6.98	2.07	0.39	0.56	0.56	0.56	0.39	0.56	0.39	3.18	1.34	0.27	0.09	0.09	0.09	0.19	5.69	7.65	9.25	13.13	
30	8.09	11.11	12.56	12.56	12.56	5.67	1.81	7.55	8.55	9.20	5.36	5.36	6.93	5.73	5.36	5.36	1.41	0.22	0.22	0.22	0.24	0.37	0.46	1.82	12.56	
31	0.70	2.39	2.56	3.12	2.56	3.12	1.68	0.69	1.23	1.23	0.69	0.76	0.76	0.76	0.76	0.35	0.26	0.22	0.22	0.22	0.22	0.36	1.68	2.83	3.12	

Bulgaria January 2018

Auction Price [Euro/MWh] – Import

Day	1	2	3	4	5	6	7	8	9	10	11	12	13	14	15	16	17	18	19	20	21	22	23	24	Max	
1	0.00	0.00	0.00	0.00	0.00	0.00	0.00	0.00	0.00	0.02	0.02	0.02	0.00	0.00	0.00	0.00	0.00	0.00	0.00	0.00	0.00	0.00	0.00	0.00	0.00	0.02
2	0.00	0.00	0.00	0.00	0.00	0.00	0.00	0.00	0.00	0.00	0.00	0.00	0.00	0.00	0.00	0.00	0.00	0.00	0.07	0.09	0.09	0.09	0.07	0.07	0.07	0.09
3	0.03	0.03	0.03	0.03	0.03	0.00	0.00	0.00	0.09	0.09	0.09	0.09	0.09	0.09	0.09	0.09	0.09	0.09	0.12	0.14	0.23	0.09	0.09	0.01	0.23	
4	0.07	0.07	0.07	0.07	0.07	0.03	0.03	0.16	0.16	0.16	0.16	0.16	0.16	0.16	0.16	0.16	0.37	0.47	0.55	0.67	0.23	0.18	0.16	0.16	0.67	
5	0.03	0.03	0.03	0.03	0.03	0.03	0.09	0.09	0.07	0.07	0.12	0.14	0.14	0.12	0.12	0.12	0.26	0.26	0.51	0.51	0.26	0.18	0.18	0.15	0.51	
6	0.06	0.06	0.06	0.06	0.06	0.06	0.07	0.09	0.15	0.15	0.15	0.15	0.15	0.15	0.15	0.09	0.09	0.09	0.09	0.09	0.09	0.06	0.06	0.03	0.15	
7	0.00	0.00	0.00	0.00	0.00	0.00	0.00	0.00	0.00	0.00	0.00	0.00	0.00	0.00	0.00	0.00	0.00	0.00	0.00	0.00	0.00	0.00	0.00	0.00	0.00	
8	0.00	0.00	0.00	0.00	0.00	0.00	0.00	0.00	0.00	0.00	0.00	0.00	0.00	0.00	0.00	0.00	0.16	0.25	0.20	0.07	0.00	0.00	0.00	0.00	0.25	
9	0.00	0.00	0.00	0.00	0.00	0.00	0.00	0.00	0.01	0.01	0.01	0.01	0.01	0.01	0.01	0.01	0.01	0.03	0.03	0.06	0.01	0.03	0.01	0.00	0.06	
10	0.05	0.05	0.05	0.05	0.04	0.04	0.04	0.04	0.05	0.05	0.05	0.05	0.07	0.05	0.05	0.05	0.07	0.05	0.05	0.05	0.05	0.05	0.05	0.01	0.07	
11	0.00	0.00	0.00	0.00	0.00	0.00	0.00	0.00	0.00	0.00	0.00	0.00	0.00	0.00	0.00	0.00	0.00	0.00	0.00	0.00	0.00	0.00	0.00	0.00	0.00	
12	0.04	0.04	0.04	0.03	0.03	0.04	0.04	0.04	0.04	0.04	0.04	0.04	0.04	0.04	0.04	0.04	0.04	0.03	0.03	0.03	0.03	0.03	0.03	0.03	0.04	
13	0.01	0.01	0.01	0.01	0.01	0.01	0.01	0.01	0.01	0.01	0.01	0.01	0.01	0.01	0.01	0.01	0.03	0.01	0.04	0.03	0.03	0.01	0.01	0.01	0.04	
14	0.00	0.00	0.00	0.00	0.00	0.00	0.00	0.00	0.00	0.00	0.00	0.00	0.00	0.00	0.00	0.00	0.01	0.01	0.01	0.01	0.03	0.01	0.00	0.00	0.03	
15	0.00	0.00	0.00	0.00	0.00	0.00	0.00	0.00	0.00	0.00	0.00	0.00	0.00	0.00	0.00	0.00	0.04	0.04	0.11	0.11	0.11	0.11	0.03	0.00	0.11	
16	0.00	0.00	0.00	0.00	0.00	0.00	0.00	0.01	0.01	0.01	0.01	0.01	0.01	0.01	0.01	0.01	0.11	0.11	0.11	0.11	0.11	0.04	0.01	0.00	0.11	
17	0.00	0.00	0.00	0.00	0.00	0.00	0.00	0.01	0.01	0.01	0.01	0.01	0.01	0.01	0.01	0.01	0.01	0.01	0.01	0.01	0.01	0.00	0.00	0.00	0.01	
18	0.00	0.00	0.00	0.00	0.00	0.00	0.00	0.00	0.00	0.00	0.00	0.00	0.00	0.00	0.00	0.00	0.00	0.00	0.00	0.00	0.00	0.00	0.00	0.00	0.00	
19	0.00	0.00	0.00	0.00	0.00	0.00	0.00	0.00	0.00	0.00	0.00	0.00	0.00	0.00	0.00	0.00	0.07	0.07	0.07	0.07	0.07	0.01	0.00	0.00	0.07	
20	0.05	0.03	0.03	0.03	0.03	0.03	0.01	0.03	0.03	0.05	0.11	0.11	0.11	0.11	0.11	0.11	0.41	0.51	0.51	0.51	0.26	0.11	0.03	0.03	0.51	
21	0.00	0.00	0.00	0.00	0.00	0.00	0.00	0.00	0.00	0.00	0.00	0.03	0.03	0.03	0.00	0.00	0.00	0.00	0.00	0.00	0.00	0.00	0.00	0.00	0.03	
22	0.00	0.00	0.00	0.00	0.00	0.00	0.00	0.00	0.00	0.00	0.00	0.00	0.00	0.00	0.00	0.00	0.00	0.00	0.00	0.00	0.00	0.00	0.00	0.00	0.00	
23	0.00	0.00	0.00	0.00	0.00	0.00	0.00	0.00	0.00	0.00	0.00	0.00	0.00	0.00	0.00	0.00	0.04	0.05	0.05	0.00	0.00	0.00	0.00	0.00	0.05	
24	0.00	0.00	0.00	0.00	0.00	0.00	0.00	0.00	0.03	0.03	0.03	0.03	0.03	0.03	0.03	0.04	0.06	0.06	0.07	0.07	0.05	0.00	0.00	0.00	0.07	
25	0.02	0.02	0.02	0.02	0.02	0.04	0.07	0.12	0.12	0.09	0.09	0.09	0.09	0.09	0.09	0.09	0.52	0.52	0.52	0.52	0.52	0.07	0.04	0.04	0.52	
26	0.04	0.04	0.03	0.03	0.03	0.04	0.04	0.04	0.04	0.06	0.04	0.06	0.04	0.04	0.04	0.04	0.09	0.36	0.36	0.36	0.36	0.06	0.04	0.04	0.36	
27	0.01	0.03	0.03	0.03	0.01	0.01	0.01	0.03	0.04	0.05	0.05	0.05	0.05	0.05	0.05	0.06	0.06	0.15	0.15	0.15	0.17	0.04	0.04	0.03	0.17	
28	0.00	0.00	0.00	0.00	0.00	0.00	0.00	0.00	0.00	0.00	0.00	0.00	0.00	0.00	0.00	0.00	0.00	0.00	0.00	0.00	0.00	0.00	0.00	0.00	0.00	
29	0.00	0.00	0.00	0.00	0.00	0.00	0.00	0.00	0.00	0.00	0.00	0.00	0.00	0.00	0.00	0.00	0.00	0.13	0.13	0.18	0.00	0.00	0.00	0.00	0.18	
30	0.00	0.00	0.00	0.00	0.00	0.01	0.01	0.09	0.09	0.12	0.01	0.01	0.01	0.01	0.01	0.01	0.12	0.25	0.56	0.76	0.25	0.06	0.04	0.04	0.76	
31	0.01	0.01	0.00	0.00	0.00	0.00	0.01	0.11	0.11	0.13	0.11	0.06	0.06	0.06	0.04	0.18	0.25	0.55	0.78	0.78	0.78	0.38	0.08	0.01	0.78	

Bulgaria January 2018

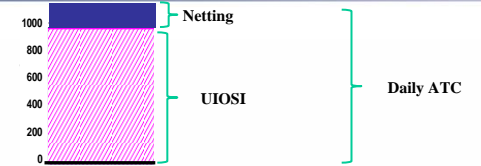


Day	Congestion Income border RO-BG [Euro]	Congestion Income RO [Euro]
01.01	5208	2604
02.01	11352	5676
03.01	5764	2882
04.01	7967	3984
05.01	10069	5034
06.01	10574	5287
07.01	11685	5843
08.01	2200	1100
09.01	19874	9937
10.01	4623	2312
11.01	53984	26992
12.01	18326	9163
13.01	45676	22838
14.01	17155	8577
15.01	9189	4594
16.01	9406	4703
17.01	14117	7059
18.01	22914	11457
19.01	10418	5209
20.01	3383	1692
21.01	6648	3324
22.01	20578	10289
23.01	11807	5904
24.01	10794	5397
25.01	6451	3226
26.01	2772	1386
27.01	2920	1460
28.01	8171	4086
29.01	11804	5902
30.01	19556	9778
31.01	6408	3204
Total	401793	200896

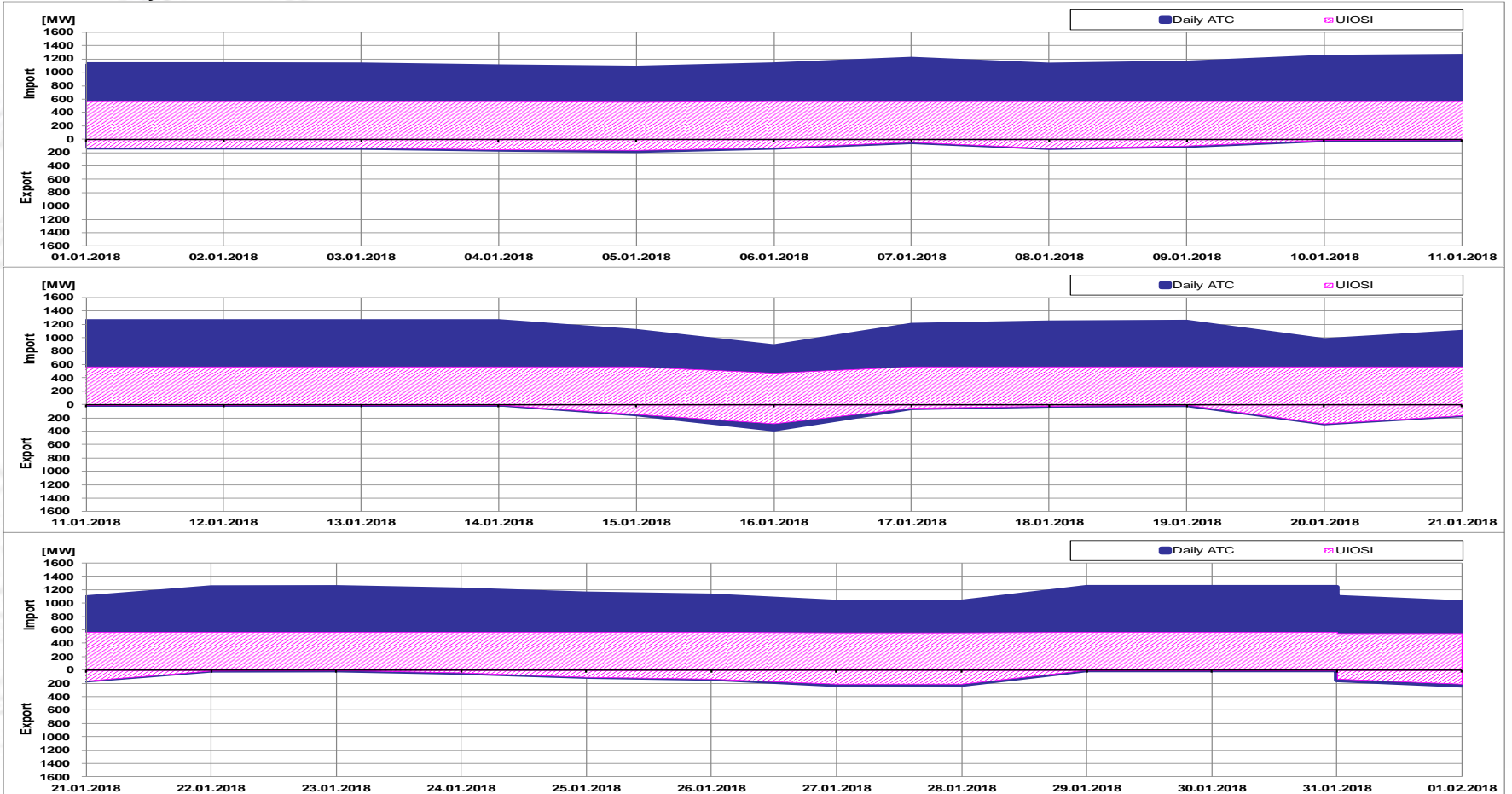
Daily Income [Euro]		Remuneration UIOSI [Euro]	
RO-BG	BG-RO	RO-BG	BG-RO
389454	12339	290189	8441
401793		298629	

TSO Income (Z-R) [Euro]	RO TSO Income (Z-R) [Euro]
103163	51582

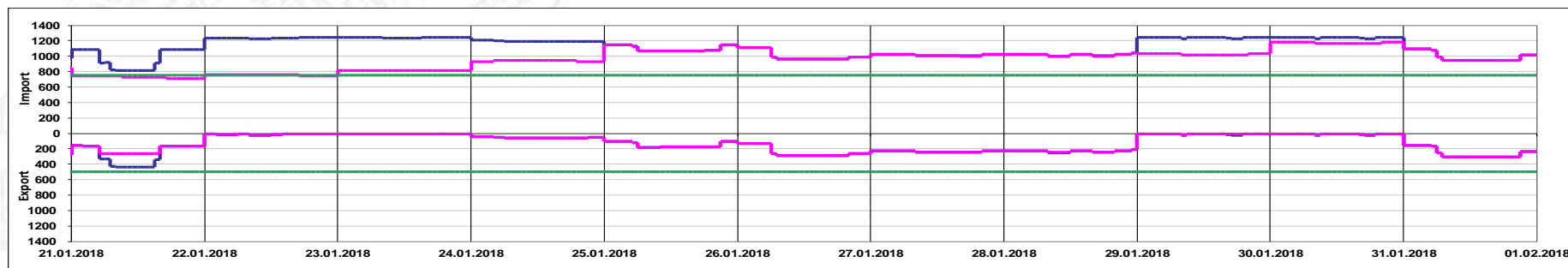
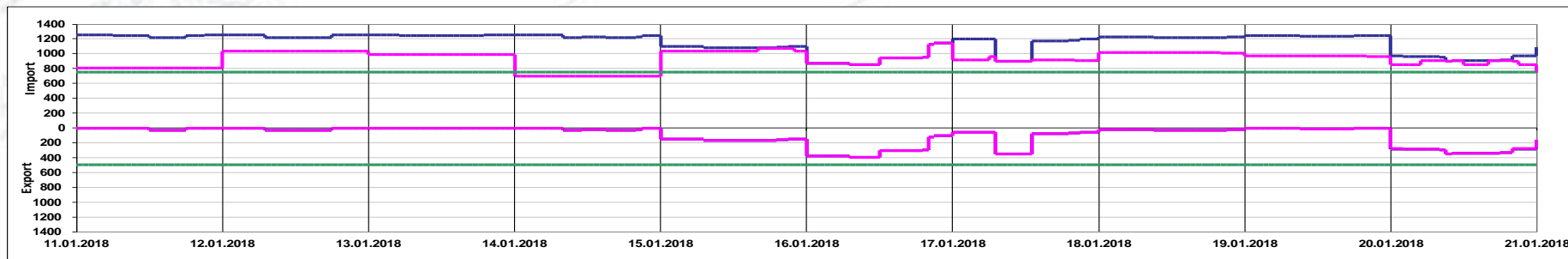
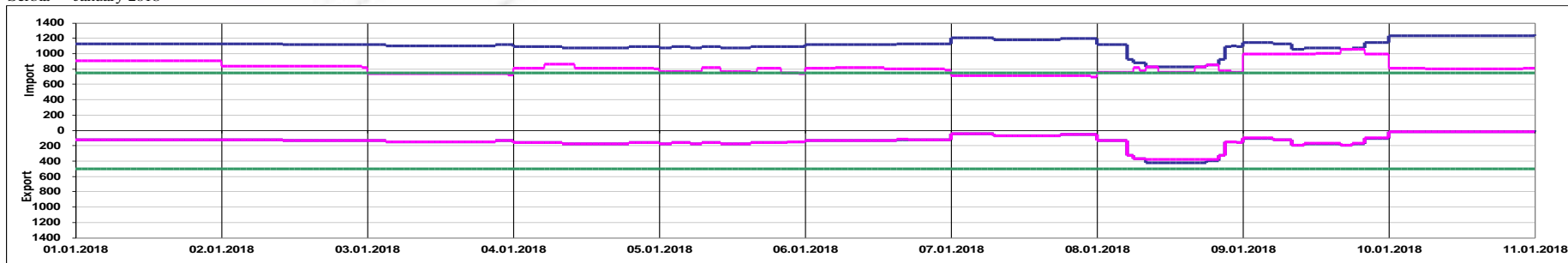
Unused Capacity [MW] average value	
RO-RS	RS-RO
116	556



Serbia January 2018



Serbia January 2018



Offered Capacity on Daily Auction Import (+) / Export (-) [MW]

Allocated Capacity on Daily Auction Import (+) / Export (-) [MW]

Net Transfer Capacity (NTC) Import (+) / Export (-) [MW]

Auction Price [Euro/MWh] – Export

Day	1	2	3	4	5	6	7	8	9	10	11	12	13	14	15	16	17	18	19	20	21	22	23	24	Max
1	0.22	0.22	0.22	0.22	0.22	0.22	0.07	0.07	0.07	0.07	0.07	0.07	0.07	0.07	0.07	0.07	0.07	0.07	0.07	0.07	0.07	0.07	0.07	0.07	0.22
2	1.55	1.55	1.56	3.55	3.55	3.61	2.10	2.10	2.10	2.10	2.10	2.10	1.50	1.50	1.34	1.00	0.55	0.34	0.41	0.41	0.41	1.00	1.00	0.55	3.61
3	0.55	0.55	0.55	0.41	0.41	0.41	0.96	0.55	0.35	0.35	0.35	0.55	0.27	0.27	0.27	0.27	0.27	0.27	0.27	0.27	0.27	0.27	0.35	0.35	0.96
4	0.41	0.41	0.41	0.41	0.41	0.41	0.22	0.22	0.22	0.22	0.22	0.22	0.22	0.22	0.22	0.22	0.22	0.17	0.17	0.22	0.22	0.22	0.22	0.22	0.41
5	0.22	0.22	0.22	0.22	0.22	0.22	0.22	0.14	0.14	0.14	0.07	0.07	0.07	0.07	0.07	0.14	0.14	0.14	0.14	0.14	0.14	0.14	0.22	0.22	0.22
6	0.27	0.27	0.27	0.27	0.27	0.27	0.27	0.27	0.27	0.27	0.17	1.22	1.22	1.40	1.40	5.77	5.77	5.77	5.77	7.22	5.11	3.71	14.22	17.11	17.11
7	8.57	8.00	5.00	4.00	3.00	2.55	3.00	1.00	0.56	0.56	0.56	0.56	1.13	1.13	1.00	1.82	0.56	0.56	1.00	1.00	2.00	3.00	9.34	5.00	9.34
8	0.88	0.88	0.88	0.44	0.44	0.06	0.01	0.01	0.00	0.00	0.00	0.00	0.00	0.00	0.00	0.00	0.00	0.00	0.00	0.00	0.02	0.10	0.26	0.26	0.88
9	0.88	0.88	0.88	0.88	0.88	1.28	0.64	0.64	0.07	0.07	0.07	0.07	0.03	0.03	0.03	0.03	0.03	0.03	0.03	0.03	0.88	0.88	0.88	0.88	1.28
10	0.11	0.11	0.11	0.11	0.11	0.11	0.11	0.11	0.11	0.11	0.11	0.11	0.11	0.11	0.11	0.11	0.11	0.16	0.22	0.23	2.12	5.84	7.90	10.06	10.06
11	-	-	-	-	-	-	2.00	2.00	2.00	3.90	3.17	2.00	7.50	5.50	3.50	3.30	3.40	2.20	2.00	2.00	2.99	-	-	-	7.50
12	-	-	-	-	-	-	1.00	1.00	1.48	2.29	2.42	2.87	3.00	5.00	2.37	1.00	1.00	-	-	-	-	-	-	-	5.00
13	-	-	-	-	-	10.00	0.50	1.00	3.00	5.00	6.00	6.00	7.00	7.00	5.00	5.00	1.00	0.50	-	-	-	-	-	-	10.00
14	-	-	-	-	-	-	-	-	2.00	2.00	2.00	2.55	2.55	2.55	2.55	1.22	1.22	1.22	1.22	1.22	0.65	0.00	0.00	0.00	2.55
15	0.11	0.11	0.11	0.11	0.11	0.11	0.11	0.11	0.11	0.11	0.11	0.11	0.11	0.11	0.11	0.11	0.11	0.11	0.11	0.11	0.11	0.11	0.11	0.11	0.11
16	0.04	0.04	0.04	0.04	0.04	0.04	0.04	0.01	0.01	0.01	0.01	0.01	0.05	0.05	0.05	0.05	0.05	0.05	0.05	0.05	0.20	0.25	0.33	0.33	0.33
17	0.36	0.36	0.36	0.25	0.25	0.25	0.25	0.06	0.06	0.06	0.06	0.06	0.25	0.25	0.25	0.25	0.25	0.25	0.25	0.36	1.00	2.28	5.00	6.56	6.56
18	2.48	11.38	11.64	10.12	9.47	5.78	7.49	7.00	5.00	4.27	4.36	6.20	3.30	1.64	1.24	0.50	0.50	0.50	0.50	0.50	0.50	7.00	6.12	15.00	15.00
19	5.82	6.81	7.48	7.70	7.51	3.01	0.50	0.50	0.50	0.50	2.40	3.18	3.68	3.68	3.68	0.50	0.50	0.50	0.22	0.22	0.50	0.50	0.50	0.50	7.70
20	0.02	0.02	0.02	0.02	0.02	0.02	0.02	0.02	0.02	0.01	0.01	0.01	0.01	0.01	0.01	0.01	0.01	0.01	0.01	0.01	0.02	0.02	0.02	0.02	0.02
21	0.07	0.07	0.07	0.07	0.07	0.00	0.00	0.00	0.00	0.00	0.00	0.00	0.00	0.00	0.00	0.00	0.11	1.22	1.86	1.27	2.32	3.00	3.00	3.00	3.00
22	13.73	10.06	10.40	6.92	7.51	1.89	5.00	1.55	1.55	1.55	1.55	1.55	1.55	1.55	1.55	1.55	1.55	1.55	1.55	1.55	1.55	12.87	14.29	14.11	14.29
23	9.73	5.03	8.40	5.03	5.03	5.03	1.03	1.03	1.03	1.03	1.03	1.03	1.03	1.03	1.03	1.03	1.03	1.03	1.03	1.03	1.03	3.68	4.68	5.12	9.73
24	3.22	3.22	2.22	1.68	0.28	0.28	0.22	0.22	0.22	0.22	0.22	0.22	0.22	0.22	0.22	0.22	0.22	0.22	0.22	0.22	0.22	0.22	0.22	0.26	3.22
25	0.11	0.11	0.11	0.11	0.11	0.07	0.04	0.04	0.04	0.04	0.04	0.04	0.04	0.04	0.04	0.04	0.04	0.04	0.05	0.05	0.05	0.11	0.11	0.11	0.11
26	0.09	0.09	0.09	0.09	0.09	0.09	0.05	0.04	0.04	0.04	0.04	0.04	0.04	0.04	0.04	0.04	0.04	0.04	0.04	0.04	0.05	0.05	0.05	0.05	0.09
27	0.07	0.07	0.07	0.07	0.07	0.07	0.07	0.07	0.05	0.05	0.05	0.05	0.05	0.05	0.05	0.05	0.05	0.05	0.05	0.05	0.07	0.07	0.07	0.07	0.07
28	0.11	0.11	0.11	0.11	0.11	0.11	0.11	0.11	0.11	0.11	0.11	0.11	0.11	0.11	0.11	0.11	0.11	0.11	0.11	0.11	0.11	1.01	1.01	1.26	1.26
29	0.87	0.87	0.87	0.87	0.87	0.87	0.87	0.87	0.00	0.27	0.27	0.27	0.27	0.27	0.27	0.27	0.00	0.00	0.00	0.27	0.27	3.56	3.56	3.56	3.56
30	1.00	1.00	1.00	1.00	0.87	0.87	0.87	0.87	0.87	0.27	0.27	3.12	3.12	3.12	1.56	0.27	0.87	0.87	0.87	0.49	0.49	1.00	1.00	1.00	3.12
31	0.22	0.22	0.22	0.22	0.22	0.22	0.06	0.05	0.05	0.05	0.05	0.05	0.05	0.05	0.05	0.05	0.05	0.05	0.05	0.05	0.06	0.07	0.17	0.17	0.22

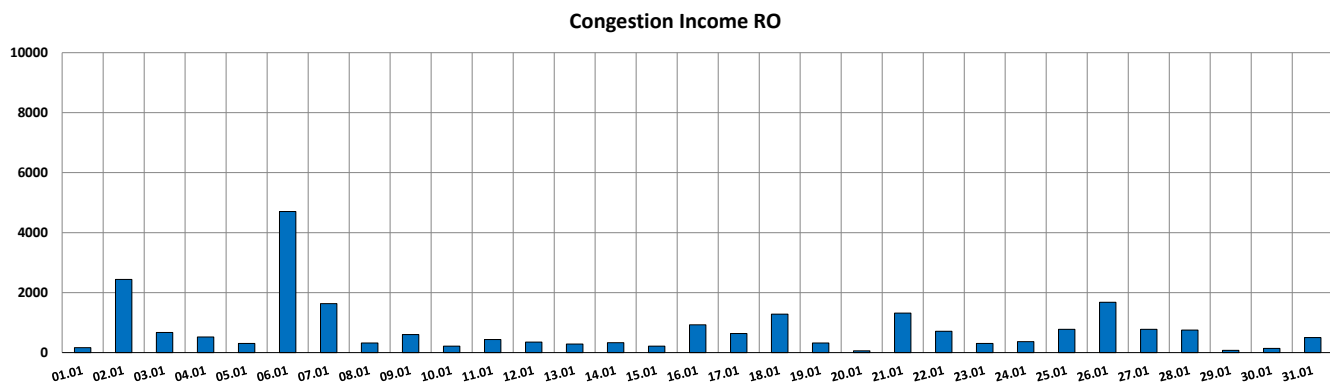
Serbia January 2018

Auction Price [Euro/MWh] – Import

Day	1	2	3	4	5	6	7	8	9	10	11	12	13	14	15	16	17	18	19	20	21	22	23	24	Max	
1	0.00	0.00	0.00	0.00	0.00	0.00	0.00	0.00	0.00	0.00	0.00	0.00	0.00	0.00	0.00	0.00	0.00	0.00	0.00	0.00	0.00	0.00	0.00	0.00	0.00	
2	0.00	0.00	0.00	0.00	0.00	0.00	0.00	0.00	0.00	0.00	0.00	0.00	0.00	0.00	0.00	0.00	0.00	0.00	0.00	0.00	0.00	0.00	0.00	0.00	0.00	
3	0.00	0.00	0.00	0.00	0.00	0.00	0.00	0.00	0.00	0.00	0.00	0.00	0.00	0.00	0.00	0.00	0.00	0.00	0.00	0.00	0.00	0.00	0.00	0.00	0.00	
4	0.00	0.00	0.00	0.00	0.00	0.00	0.00	0.00	0.00	0.00	0.00	0.00	0.00	0.00	0.00	0.00	0.00	0.00	0.00	0.00	0.00	0.00	0.00	0.00	0.00	
5	0.00	0.00	0.00	0.00	0.00	0.00	0.00	0.00	0.00	0.00	0.00	0.00	0.00	0.00	0.00	0.00	0.00	0.00	0.00	0.00	0.00	0.00	0.00	0.00	0.00	
6	0.00	0.00	0.00	0.00	0.00	0.00	0.00	0.00	0.00	0.00	0.00	0.00	0.00	0.00	0.00	0.00	0.00	0.00	0.00	0.00	0.00	0.00	0.00	0.00	0.00	
7	0.00	0.00	0.00	0.00	0.00	0.00	0.00	0.00	0.00	0.00	0.00	0.00	0.00	0.00	0.00	0.00	0.00	0.00	0.00	0.00	0.00	0.00	0.00	0.00	0.00	
8	0.00	0.00	0.00	0.00	0.00	0.00	0.00	0.00	0.00	0.01	0.01	0.00	0.00	0.00	0.00	0.00	0.00	0.01	0.01	0.01	0.01	0.00	0.00	0.00	0.00	0.01
9	0.00	0.00	0.00	0.00	0.00	0.00	0.00	0.00	0.00	0.00	0.00	0.00	0.00	0.00	0.00	0.00	0.00	0.00	0.00	0.00	0.00	0.00	0.00	0.00	0.00	
10	0.00	0.00	0.00	0.00	0.00	0.00	0.00	0.00	0.00	0.00	0.00	0.00	0.00	0.00	0.00	0.00	0.00	0.00	0.00	0.00	0.00	0.00	0.00	0.00	0.00	
11	0.00	0.00	0.00	0.00	0.00	0.00	0.00	0.00	0.00	0.00	0.00	0.00	0.00	0.00	0.00	0.00	0.00	0.00	0.00	0.00	0.00	0.00	0.00	0.00	0.00	
12	0.00	0.00	0.00	0.00	0.00	0.00	0.00	0.00	0.00	0.00	0.00	0.00	0.00	0.00	0.00	0.00	0.00	0.00	0.00	0.00	0.00	0.00	0.00	0.00	0.00	
13	0.00	0.00	0.00	0.00	0.00	0.00	0.00	0.00	0.00	0.00	0.00	0.00	0.00	0.00	0.00	0.00	0.00	0.00	0.00	0.00	0.00	0.00	0.00	0.00	0.00	
14	0.00	0.00	0.00	0.00	0.00	0.00	0.00	0.00	0.00	0.00	0.00	0.00	0.00	0.00	0.00	0.00	0.00	0.00	0.00	0.00	0.00	0.00	0.00	0.00	0.00	
15	0.00	0.00	0.00	0.00	0.00	0.00	0.00	0.00	0.00	0.00	0.00	0.00	0.00	0.00	0.00	0.00	0.00	0.00	0.00	0.00	0.00	0.00	0.00	0.00	0.00	
16	0.06	0.07	0.07	0.07	0.11	0.10	0.10	0.11	0.11	0.11	0.11	0.11	0.06	0.06	0.06	0.06	0.06	0.06	0.06	0.06	0.06	0.02	0.01	0.01	0.01	0.11
17	0.00	0.00	0.00	0.00	0.00	0.00	0.00	0.01	0.01	0.01	0.01	0.01	0.01	0.00	0.00	0.00	0.00	0.00	0.00	0.00	0.00	0.00	0.00	0.00	0.01	
18	0.00	0.00	0.00	0.00	0.00	0.00	0.00	0.00	0.00	0.00	0.00	0.00	0.00	0.00	0.00	0.00	0.00	0.00	0.00	0.00	0.00	0.00	0.00	0.00	0.00	
19	0.00	0.00	0.00	0.00	0.00	0.00	0.00	0.00	0.00	0.00	0.00	0.00	0.00	0.00	0.00	0.00	0.00	0.00	0.00	0.00	0.00	0.00	0.00	0.00	0.00	
20	0.00	0.00	0.00	0.00	0.00	0.00	0.00	0.00	0.00	0.01	0.00	0.00	0.00	0.00	0.00	0.00	0.00	0.00	0.00	0.00	0.00	0.00	0.00	0.00	0.01	
21	0.00	0.00	0.00	0.00	0.00	0.00	0.00	0.00	0.00	0.00	0.00	0.00	0.00	0.00	0.00	0.00	0.00	0.00	0.00	0.00	0.00	0.00	0.00	0.00	0.00	
22	0.00	0.00	0.00	0.00	0.00	0.00	0.00	0.00	0.00	0.00	0.00	0.00	0.00	0.00	0.00	0.00	0.00	0.00	0.00	0.00	0.00	0.00	0.00	0.00	0.00	
23	0.00	0.00	0.00	0.00	0.00	0.00	0.00	0.00	0.00	0.00	0.00	0.00	0.00	0.00	0.00	0.00	0.00	0.00	0.00	0.00	0.00	0.00	0.00	0.00	0.00	
24	0.00	0.00	0.00	0.00	0.00	0.00	0.00	0.00	0.00	0.00	0.00	0.00	0.00	0.00	0.00	0.00	0.00	0.00	0.00	0.00	0.00	0.00	0.00	0.00	0.00	
25	0.02	0.02	0.02	0.02	0.03	0.03	0.05	0.06	0.07	0.09	0.07	0.07	0.07	0.07	0.07	0.07	0.07	0.07	0.09	0.07	0.07	0.05	0.02	0.02	0.02	0.09
26	0.03	0.03	0.03	0.03	0.03	0.03	0.06	0.21	0.33	0.33	0.08	0.08	0.08	0.08	0.08	0.08	0.08	0.33	0.33	0.33	0.33	0.06	0.06	0.06	0.06	0.33
27	0.03	0.03	0.03	0.03	0.03	0.03	0.03	0.03	0.06	0.06	0.06	0.06	0.06	0.06	0.06	0.06	0.06	0.07	0.07	0.07	0.07	0.05	0.05	0.05	0.05	0.07
28	0.01	0.01	0.01	0.01	0.01	0.01	0.01	0.01	0.01	0.01	0.01	0.01	0.01	0.01	0.01	0.01	0.01	0.01	0.01	0.01	0.01	0.01	0.01	0.01	0.01	0.01
29	0.00	0.00	0.00	0.00	0.00	0.00	0.00	0.00	0.00	0.00	0.00	0.00	0.00	0.00	0.00	0.00	0.00	0.00	0.00	0.00	0.00	0.00	0.00	0.00	0.00	
30	0.00	0.00	0.00	0.00	0.00	0.00	0.00	0.00	0.00	0.00	0.00	0.00	0.00	0.00	0.00	0.00	0.00	0.00	0.00	0.00	0.00	0.00	0.00	0.00	0.00	
31	0.01	0.01	0.01	0.01	0.01	0.01	0.02	0.02	0.03	0.03	0.03	0.02	0.02	0.02	0.03	0.03	0.03	0.03	0.03	0.03	0.03	0.02	0.01	0.01	0.01	0.03

Serbia January 2018

Daily Allocation on Romanian – Serbian border

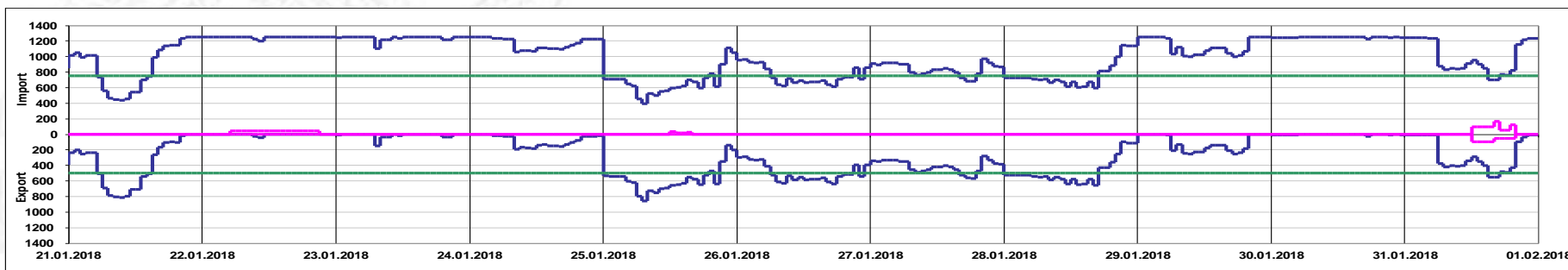
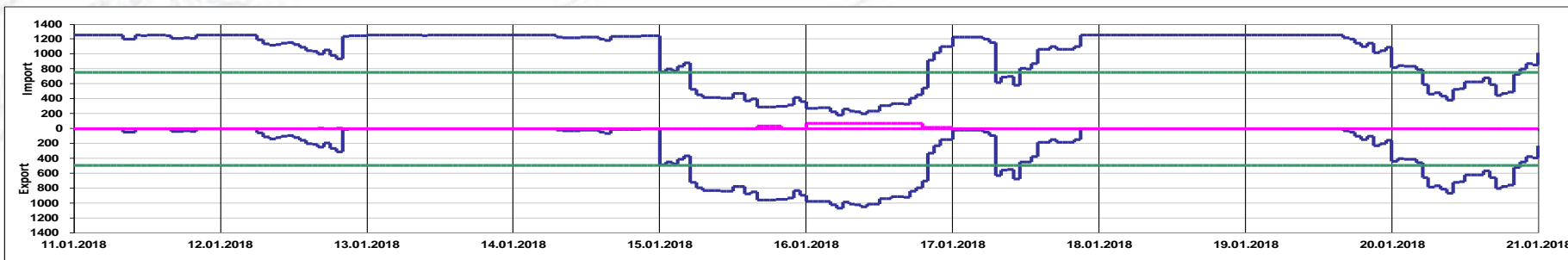
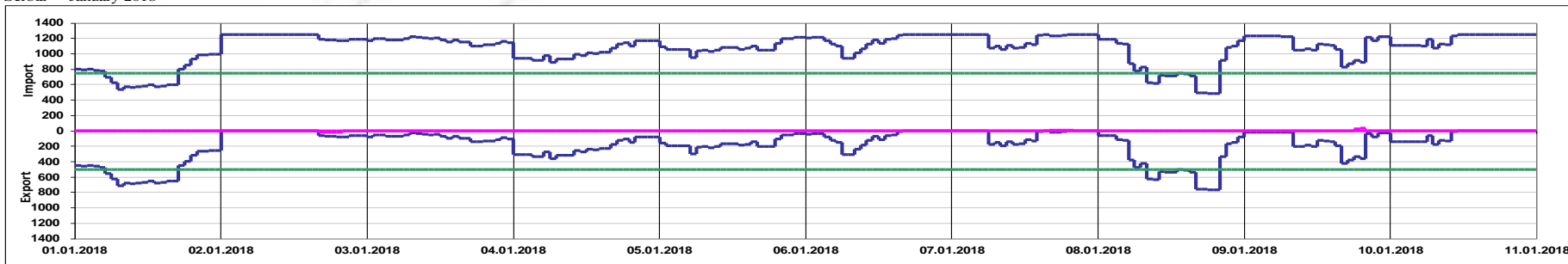


Day	Congestion Income border RO-RS [Euro]	Congestion Income RO [Euro]
01.01	325	163
02.01	4874	2437
03.01	1341	671
04.01	1045	522
05.01	611	306
06.01	9410	4705
07.01	3267	1633
08.01	643	322
09.01	1205	603
10.01	425	213
11.01	870	435
12.01	703	352
13.01	571	286
14.01	663	331
15.01	424	212
16.01	1854	927
17.01	1270	635
18.01	2567	1284
19.01	641	320
20.01	121	61
21.01	2632	1316
22.01	1416	708
23.01	608	304
24.01	731	365
25.01	1555	777
26.01	3359	1680
27.01	1548	774
28.01	1500	750
29.01	145	73
30.01	280	140
31.01	1003	501
Total	47609	23805

Daily Income [Euro]		Remuneration UIOSI [Euro]	
RO-RS	RS-RO	RO-RS	RS-RO
39678	7931	38430	4357
47609		42786	

TSO Income (Z-R) [Euro]	RO TSO Income (Z-R) [Euro]
4823	2411

Serbia January 2018



Offered Capacity on Intraday Auction Import (+) / Export (-) [MW]

Allocated Capacity on Intraday Auction Import (+) / Export (-) [MW]

Net Transfer Capacity (NTC) Import (+) / Export (-) [MW]

Auction Price [Euro/MWh] - Export

Day	1	2	3	4	5	6	7	8	9	10	11	12	13	14	15	16	17	18	19	20	21	22	23	24	Max	
1	0.00	0.00	0.00	0.00	0.00	0.00	0.00	0.00	0.00	0.00	0.00	0.00	0.00	0.00	0.00	0.00	0.00	0.00	0.00	0.00	0.00	0.00	0.00	0.00	0.00	0.00
2	-	-	0.00	-	-	-	-	-	-	-	-	-	-	-	-	0.00	0.00	0.00	0.00	0.00	0.00	0.00	0.00	0.00	0.00	0.00
3	0.00	0.00	0.00	0.00	0.00	0.00	0.00	0.00	0.00	0.00	0.00	0.00	0.00	0.00	0.00	0.00	0.00	0.00	0.00	0.00	0.00	0.00	0.00	0.00	0.00	0.00
4	0.00	0.00	0.00	0.00	0.00	0.00	0.00	0.00	0.00	0.00	0.00	0.00	0.00	0.00	0.00	0.00	0.00	0.00	0.00	0.00	0.00	0.00	0.00	0.00	0.00	0.00
5	0.00	0.00	0.00	0.00	0.00	0.00	0.00	0.00	0.00	0.00	0.00	0.00	0.00	0.00	0.00	0.00	0.00	0.00	0.00	0.00	0.00	0.00	0.00	0.00	0.00	0.00
6	0.00	0.00	0.00	0.00	0.00	0.00	0.00	0.00	0.00	0.00	0.00	0.00	0.00	0.00	0.00	0.00	0.00	-	-	-	-	-	-	-	-	0.00
7	-	-	-	0.00	-	-	0.00	0.00	0.00	0.00	0.00	0.00	0.00	0.00	0.00	-	0.00	0.00	0.00	0.00	-	-	-	-	-	0.00
8	0.00	0.00	0.00	0.00	0.00	0.00	0.00	0.00	0.00	0.00	0.00	0.00	0.00	0.00	0.00	0.00	0.00	0.00	0.00	0.00	0.00	0.00	0.00	0.00	0.00	0.00
9	0.00	0.00	0.00	0.00	0.00	0.00	0.00	0.00	0.00	0.00	0.00	0.00	0.00	0.00	0.00	0.00	0.00	0.00	0.00	0.00	0.00	0.00	0.00	0.00	0.00	0.00
10	0.00	0.00	0.00	0.00	0.00	0.00	0.00	0.00	0.00	0.00	0.00	-	-	-	-	-	0.00	0.00	0.00	0.00	-	-	-	-	-	0.00
11	-	-	-	-	-	-	-	-	0.00	0.00	-	0.00	-	-	-	0.00	0.00	0.00	0.00	-	-	-	-	-	-	0.00
12	-	-	-	-	-	-	0.00	0.00	0.00	0.00	0.00	0.00	0.00	0.00	0.00	0.00	0.00	0.00	0.00	0.00	0.00	0.00	0.00	0.00	0.00	0.00
13	-	-	-	-	-	-	-	-	-	0.00	-	-	-	-	-	-	-	-	-	-	-	-	-	-	-	0.00
14	-	-	-	-	-	-	-	0.00	0.00	0.00	0.00	0.00	0.00	0.00	0.00	0.00	0.00	0.00	0.00	0.00	0.00	0.00	0.00	0.00	0.00	0.00
15	0.00	0.00	0.00	0.00	0.00	0.00	0.00	0.00	0.00	0.00	0.00	0.00	0.00	0.00	0.00	0.00	0.00	0.00	0.00	0.00	0.00	0.00	0.00	0.00	0.00	0.00
16	0.00	0.00	0.00	0.00	0.00	0.00	0.00	0.00	0.00	0.00	0.00	0.00	0.00	0.00	0.00	0.00	0.00	0.00	0.00	0.00	0.00	0.00	0.00	0.00	0.00	0.00
17	0.00	0.00	0.00	0.00	0.00	0.00	0.00	0.00	0.00	0.00	0.00	0.00	0.00	0.00	0.00	0.00	0.00	0.00	0.00	0.00	0.00	0.00	-	-	-	0.00
18	-	-	-	-	-	-	-	-	-	-	-	-	-	-	-	-	-	-	-	-	-	-	-	-	-	-
19	-	-	-	-	-	-	-	-	-	-	-	-	-	-	-	0.00	0.00	0.00	0.00	0.00	0.00	0.00	0.00	0.00	0.00	0.00
20	0.00	0.00	0.00	0.00	0.00	0.00	0.00	0.00	0.00	0.00	0.00	0.00	0.00	0.00	0.00	0.00	0.00	0.00	0.00	0.00	0.00	0.00	0.00	0.00	0.00	0.00
21	0.00	0.00	0.00	0.00	0.00	0.00	0.00	0.00	0.00	0.00	0.00	0.00	0.00	0.00	0.00	0.00	0.00	0.00	0.00	0.00	0.00	0.00	-	-	-	0.00
22	-	-	-	-	-	-	-	-	-	0.00	0.00	-	-	-	-	-	-	-	-	-	-	-	-	-	-	0.00
23	0.00	-	-	-	-	0.00	0.00	0.00	0.00	0.00	0.00	0.00	0.00	0.00	0.00	0.00	0.00	0.00	0.00	0.00	0.00	-	-	-	-	0.00
24	-	-	-	-	0.00	0.00	0.00	0.00	0.00	0.00	0.00	0.00	0.00	0.00	0.00	0.00	0.00	0.00	0.00	0.00	0.00	0.00	0.00	0.00	0.00	0.00
25	0.00	0.00	0.00	0.00	0.00	0.00	0.00	0.00	0.00	0.00	0.00	0.00	0.00	0.00	0.00	0.00	0.00	0.00	0.00	0.00	0.00	0.00	0.00	0.00	0.00	0.00
26	0.00	0.00	0.00	0.00	0.00	0.00	0.00	0.00	0.00	0.00	0.00	0.00	0.00	0.00	0.00	0.00	0.00	0.00	0.00	0.00	0.00	0.00	0.00	0.00	0.00	0.00
27	0.00	0.00	0.00	0.00	0.00	0.00	0.00	0.00	0.00	0.00	0.00	0.00	0.00	0.00	0.00	0.00	0.00	0.00	0.00	0.00	0.00	0.00	0.00	0.00	0.00	0.00
28	0.00	0.00	0.00	0.00	0.00	0.00	0.00	0.00	0.00	0.00	0.00	0.00	0.00	0.00	0.00	0.00	0.00	0.00	0.00	0.00	0.00	0.00	0.00	0.00	0.00	0.00
29	-	-	-	-	-	0.00	0.00	0.00	0.00	0.00	0.00	0.00	0.00	0.00	0.00	0.00	0.00	0.00	0.00	0.00	-	-	-	-	-	0.00
30	0.00	0.00	0.00	0.00	0.00	-	-	-	-	-	-	-	-	-	-	-	0.00	-	-	-	-	-	-	-	0.00	0.00
31	0.00	0.00	0.00	0.00	0.00	0.00	0.00	0.00	0.00	0.00	0.00	0.00	0.00	0.00	0.00	0.00	0.00	0.00	0.00	0.00	0.00	0.00	0.00	0.00	0.00	0.00

Serbia January 2018

Auction Price [Euro/MWh] - Import

Day	1	2	3	4	5	6	7	8	9	10	11	12	13	14	15	16	17	18	19	20	21	22	23	24	Max	
1	0.00	0.00	0.00	0.00	0.00	0.00	0.00	0.00	0.00	0.00	0.00	0.00	0.00	0.00	0.00	0.00	0.00	0.00	0.00	0.00	0.00	0.00	0.00	0.00	0.00	0.00
2	0.00	0.00	0.00	0.00	0.00	0.00	0.00	0.00	0.00	0.00	0.00	0.00	0.00	0.00	0.00	0.00	0.00	0.00	0.00	0.00	0.00	0.00	0.00	0.00	0.00	0.00
3	0.00	0.00	0.00	0.00	0.00	0.00	0.00	0.00	0.00	0.00	0.00	0.00	0.00	0.00	0.00	0.00	0.00	0.00	0.00	0.00	0.00	0.00	0.00	0.00	0.00	0.00
4	0.00	0.00	0.00	0.00	0.00	0.00	0.00	0.00	0.00	0.00	0.00	0.00	0.00	0.00	0.00	0.00	0.00	0.00	0.00	0.00	0.00	0.00	0.00	0.00	0.00	0.00
5	0.00	0.00	0.00	0.00	0.00	0.00	0.00	0.00	0.00	0.00	0.00	0.00	0.00	0.00	0.00	0.00	0.00	0.00	0.00	0.00	0.00	0.00	0.00	0.00	0.00	0.00
6	0.00	0.00	0.00	0.00	0.00	0.00	0.00	0.00	0.00	0.00	0.00	0.00	0.00	0.00	0.00	0.00	0.00	0.00	0.00	0.00	0.00	0.00	0.00	0.00	0.00	0.00
7	0.00	0.00	0.00	0.00	0.00	0.00	0.00	0.00	0.00	0.00	0.00	0.00	0.00	0.00	0.00	0.00	0.00	0.00	0.00	0.00	0.00	0.00	0.00	0.00	0.00	0.00
8	0.00	0.00	0.00	0.00	0.00	0.00	0.00	0.00	0.00	0.00	0.00	0.00	0.00	0.00	0.00	0.00	0.00	0.00	0.00	0.00	0.00	0.00	0.00	0.00	0.00	0.00
9	0.00	0.00	0.00	0.00	0.00	0.00	0.00	0.00	0.00	0.00	0.00	0.00	0.00	0.00	0.00	0.00	0.00	0.00	0.00	0.00	0.00	0.00	0.00	0.00	0.00	0.00
10	0.00	0.00	0.00	0.00	0.00	0.00	0.00	0.00	0.00	0.00	0.00	0.00	0.00	0.00	0.00	0.00	0.00	0.00	0.00	0.00	0.00	0.00	0.00	0.00	0.00	0.00
11	0.00	0.00	0.00	0.00	0.00	0.00	0.00	0.00	0.00	0.00	0.00	0.00	0.00	0.00	0.00	0.00	0.00	0.00	0.00	0.00	0.00	0.00	0.00	0.00	0.00	0.00
12	0.00	0.00	0.00	0.00	0.00	0.00	0.00	0.00	0.00	0.00	0.00	0.00	0.00	0.00	0.00	0.00	0.00	0.00	0.00	0.00	0.00	0.00	0.00	0.00	0.00	0.00
13	0.00	0.00	0.00	0.00	0.00	0.00	0.00	0.00	0.00	0.00	0.00	0.00	0.00	0.00	0.00	0.00	0.00	0.00	0.00	0.00	0.00	0.00	0.00	0.00	0.00	0.00
14	0.00	0.00	0.00	0.00	0.00	0.00	0.00	0.00	0.00	0.00	0.00	0.00	0.00	0.00	0.00	0.00	0.00	0.00	0.00	0.00	0.00	0.00	0.00	0.00	0.00	0.00
15	0.00	0.00	0.00	0.00	0.00	0.00	0.00	0.00	0.00	0.00	0.00	0.00	0.00	0.00	0.00	0.00	0.00	0.00	0.00	0.00	0.00	0.00	0.00	0.00	0.00	0.00
16	0.00	0.00	0.00	0.00	0.00	0.00	0.00	0.00	0.00	0.00	0.00	0.00	0.00	0.00	0.00	0.00	0.00	0.00	0.00	0.00	0.00	0.00	0.00	0.00	0.00	0.00
17	0.00	0.00	0.00	0.00	0.00	0.00	0.00	0.00	0.00	0.00	0.00	0.00	0.00	0.00	0.00	0.00	0.00	0.00	0.00	0.00	0.00	0.00	0.00	0.00	0.00	0.00
18	0.00	0.00	0.00	0.00	0.00	0.00	0.00	0.00	0.00	0.00	0.00	0.00	0.00	0.00	0.00	0.00	0.00	0.00	0.00	0.00	0.00	0.00	0.00	0.00	0.00	0.00
19	0.00	0.00	0.00	0.00	0.00	0.00	0.00	0.00	0.00	0.00	0.00	0.00	0.00	0.00	0.00	0.00	0.00	0.00	0.00	0.00	0.00	0.00	0.00	0.00	0.00	0.00
20	0.00	0.00	0.00	0.00	0.00	0.00	0.00	0.00	0.00	0.00	0.00	0.00	0.00	0.00	0.00	0.00	0.00	0.00	0.00	0.00	0.00	0.00	0.00	0.00	0.00	0.00
21	0.00	0.00	0.00	0.00	0.00	0.00	0.00	0.00	0.00	0.00	0.00	0.00	0.00	0.00	0.00	0.00	0.00	0.00	0.00	0.00	0.00	0.00	0.00	0.00	0.00	0.00
22	0.00	0.00	0.00	0.00	0.00	0.00	0.00	0.00	0.00	0.00	0.00	0.00	0.00	0.00	0.00	0.00	0.00	0.00	0.00	0.00	0.00	0.00	0.00	0.00	0.00	0.00
23	0.00	0.00	0.00	0.00	0.00	0.00	0.00	0.00	0.00	0.00	0.00	0.00	0.00	0.00	0.00	0.00	0.00	0.00	0.00	0.00	0.00	0.00	0.00	0.00	0.00	0.00
24	0.00	0.00	0.00	0.00	0.00	0.00	0.00	0.00	0.00	0.00	0.00	0.00	0.00	0.00	0.00	0.00	0.00	0.00	0.00	0.00	0.00	0.00	0.00	0.00	0.00	0.00
25	0.00	0.00	0.00	0.00	0.00	0.00	0.00	0.00	0.00	0.00	0.00	0.00	0.00	0.00	0.00	0.00	0.00	0.00	0.00	0.00	0.00	0.00	0.00	0.00	0.00	0.00
26	0.00	0.00	0.00	0.00	0.00	0.00	0.00	0.00	0.00	0.00	0.00	0.00	0.00	0.00	0.00	0.00	0.00	0.00	0.00	0.00	0.00	0.00	0.00	0.00	0.00	0.00
27	0.00	0.00	0.00	0.00	0.00	0.00	0.00	0.00	0.00	0.00	0.00	0.00	0.00	0.00	0.00	0.00	0.00	0.00	0.00	0.00	0.00	0.00	0.00	0.00	0.00	0.00
28	0.00	0.00	0.00	0.00	0.00	0.00	0.00	0.00	0.00	0.00	0.00	0.00	0.00	0.00	0.00	0.00	0.00	0.00	0.00	0.00	0.00	0.00	0.00	0.00	0.00	0.00
29	0.00	0.00	0.00	0.00	0.00	0.00	0.00	0.00	0.00	0.00	0.00	0.00	0.00	0.00	0.00	0.00	0.00	0.00	0.00	0.00	0.00	0.00	0.00	0.00	0.00	0.00
30	0.00	0.00	0.00	0.00	0.00	0.00	0.00	0.00	0.00	0.00	0.00	0.00	0.00	0.00	0.00	0.00	0.00	0.00	0.00	0.00	0.00	0.00	0.00	0.00	0.00	0.00
31	0.00	0.00	0.00	0.00	0.00	0.00	0.00	0.00	0.00	0.00	0.00	0.00	0.00	0.00	0.00	0.00	0.00	0.00	0.00	0.00	0.00	0.00	0.00	0.00	0.00	0.00

Serbia January 2018

Statistics on Annual Auction

2018		
Hungary export	Number of Capacity Traders	22
	Number of Capacity Holders	9
	Number of Bids	181
Hungary import	Number of Capacity Traders	21
	Number of Capacity Holders	10
	Number of Bids	119
Bulgaria export	Number of Capacity Traders	15
	Number of Capacity Holders	8
	Number of Bids	66
Bulgaria import	Number of Capacity Traders	15
	Number of Capacity Holders	10
	Number of Bids	80
Serbia export	Number of Capacity Traders	14
	Number of Capacity Holders	8
	Number of Bids	83
Serbia import	Number of Capacity Traders	11
	Number of Capacity Holders	7
	Number of Bids	47
Ukraine export	Number of Capacity Traders	-
	Number of Capacity Holders	-
	Number of Bids	-
Ukraine import	Number of Capacity Traders	-
	Number of Capacity Holders	-
	Number of Bids	-
Moldavia import RO_Cioara	Number of Capacity Traders	-
	Number of Capacity Holders	-
	Number of Bids	-
Moldavia import RO_Costesti	Number of Capacity Traders	-
	Number of Capacity Holders	-
	Number of Bids	-
Moldavia import RO_Vulcanesti	Number of Capacity Traders	-
	Number of Capacity Holders	-
	Number of Bids	-

	2018	Maximum	Minimum
Number of Capacity Traders	22	11	
Number of Capacity Holders	10	7	
Number of Bids	181	47	

Statistics on Monthly Auction

January 2018		1	2	3	4	5	6	7	8	9	10	11	12	13	14	15	16	17	18	19	20	21	22	23	24	25	26	27	28	29	30	31
Hungary export	Number of Capacity Traders	19	19	19	19	19	19	19	19	19	19	19	19	19	19	19	19	19	19	19	19	19	19	19	19	19	19	19	19	19	19	
	Number of Capacity Holders	9	9	9	9	9	9	9	9	9	9	9	9	9	9	9	9	9	9	9	9	9	9	9	9	9	9	9	9	9	9	
	Number of Bids	128	128	128	128	128	128	128	128	128	128	128	128	128	128	128	128	128	128	128	128	128	128	128	128	128	128	128	128	128	128	
Hungary import	Number of Capacity Traders	14	14	14	14	14	14	14	14	14	14	14	14	14	14	14	14	14	14	14	14	14	14	14	14	14	14	14	14	14		
	Number of Capacity Holders	7	7	7	7	7	7	7	7	7	7	7	7	7	7	7	7	7	7	7	7	7	7	7	7	7	7	7	7	7		
	Number of Bids	83	83	83	83	83	83	83	83	83	83	83	83	83	83	83	83	83	83	83	83	83	83	83	83	83	83	83	83	83		
Bulgaria export	Number of Capacity Traders	16	16	16	16	16	16	16	16	16	16	16	16	16	16	16	16	16	16	16	16	16	16	16	16	16	16	16	16	16		
	Number of Capacity Holders	7	7	7	7	7	7	7	7	7	7	7	7	7	7	7	7	7	7	7	7	7	7	7	7	7	7	7	7	7		
	Number of Bids	62	62	62	62	62	62	62	62	62	62	62	62	62	62	62	62	62	62	62	62	62	62	62	62	62	62	62	62	62		
Bulgaria import	Number of Capacity Traders	14	14	14	14	14	14	14	14	14	14	14	14	14	14	14	14	14	14	14	14	14	14	14	14	14	14	14	14	14		
	Number of Capacity Holders	9	9	9	9	9	9	9	9	9	9	9	9	9	9	9	9	9	9	9	9	9	9	9	9	9	9	9	9	9		
	Number of Bids	61	61	61	61	61	61	61	61	61	61	61	61	61	61	61	61	61	61	61	61	61	61	61	61	61	61	61	61	61		
Serbia export	Number of Capacity Traders	14	14	14	14	14	14	14	14	14	14	14	14	14	14	14	14	14	14	14	14	14	14	14	14	14	14	14	14	14		
	Number of Capacity Holders	9	9	9	9	9	9	9	9	9	9	9	9	9	9	9	9	9	9	9	9	9	9	9	9	9	9	9	9	9		
	Number of Bids	62	62	62	62	62	62	62	62	62	62	62	62	62	62	62	62	62	62	62	62	62	62	62	62	62	62	62	62	62		
Serbia import	Number of Capacity Traders	9	9	9	9	9	9	9	9	9	9	9	9	9	9	9	9	9	9	9	9	9	9	9	9	9	9	9	9	9		
	Number of Capacity Holders	9	9	9	9	9	9	9	9	9	9	9	9	9	9	9	9	9	9	9	9	9	9	9	9	9	9	9	9	9		
	Number of Bids	23	23	23	23	23	23	23	23	23	23	23	23	23	23	23	23	23	23	23	23	23	23	23	23	23	23	23	23	23		
Ukraine export	Number of Capacity Traders	4	4	4	4	4	4	4	4	4	4	4	4	4	4	4	4	4	4	4	4	4	4	4	4	4	4	4	4	4		
	Number of Capacity Holders	2	2	2	2	2	2	2	2	2	2	2	2	2	2	2	2	2	2	2	2	2	2	2	2	2	2	2	2	2		
	Number of Bids	9	9	9	9	9	9	9	9	9	9	9	9	9	9	9	9	9	9	9	9	9	9	9	9	9	9	9	9	9		
Ukraine import	Number of Capacity Traders	6	6	6	6	6	6	6	6	6	6	6	6	6	6	6	6	6	6	6	6	6	6	6	6	6	6	6	6	6		
	Number of Capacity Holders	3	3	3	3	3	3	3	3	3	3	3	3	3	3	3	3	3	3	3	3	3	3	3	3	3	3	3	3	3		
	Number of Bids	18	18	18	18	18	18	18	18	18	18	18	18	18	18	18	18	18	18	18	18	18	18	18	18	18	18	18	18	18		
Moldavia import RO_Cioara	Number of Capacity Traders	-	-	-	-	-	-	-	-	-	-	-	-	-	-	-	-	-	-	-	-	-	-	-	-	-	-	-	-			
	Number of Capacity Holders	-	-	-	-	-	-	-	-	-	-	-	-	-	-	-	-	-	-	-	-	-	-	-	-	-	-	-	-	-		
	Number of Bids	-	-	-	-	-	-	-	-	-	-	-	-	-	-	-	-	-	-	-	-	-	-	-	-	-	-	-	-	-		
Moldavia import RO_Costesti	Number of Capacity Traders	-	-	-	-	-	-	-	-	-	-	-	-	-	-	-	-	-	-	-	-	-	-	-	-	-	-	-	-	-		
	Number of Capacity Holders	-	-	-	-	-	-	-	-	-	-	-	-	-	-	-	-	-	-	-	-	-	-	-	-	-	-	-	-	-		
	Number of Bids	-	-	-	-	-	-	-	-	-	-	-	-	-	-	-	-	-	-	-	-	-	-	-	-	-	-	-	-	-		
Moldavia import RO_Vulcanesti	Number of Capacity Traders	-	-	-	-	-	-	-	-	-	-	-	-	-	-	-	-	-	-	-	-	-	-	-	-	-	-	-	-	-		
	Number of Capacity Holders	-	-	-	-	-	-	-	-	-	-	-	-	-	-	-	-	-	-	-	-	-	-	-	-	-	-	-	-	-		
	Number of Bids	-	-	-	-	-	-	-	-	-	-	-	-	-	-	-	-	-	-	-	-	-	-	-	-	-	-	-	-	-		

January 2018	Maximum	Minimum
Number of Capacity Traders	19	4
Number of Capacity Holders	9	2
Number of Bids	128	9

Statistics on Daily Auctions

January 2018		Daily Auctions		1	2	3	4	5	6	7	8	9	10	11	12	13	14	15	16	17	18	19	20	21	22	23	24	25	26	27	28	29	30	31
Serbia Export	Maximum Number of Capacity Traders	5	7	6	7	6	9	6	6	9	7	6	7	7	4	5	7	8	8	6	6	6	5	6	8	7	8	7	6	3	6	9		
	Maximum Number of Capacity Holders	3	4	4	5	5	4	3	5	5	3	3	2	3	3	4	6	6	3	4	5	5	3	2	3	5	7	5	4	2	3	6		
	Maximum Number of Bids	14	22	16	17	16	20	12	14	17	13	7	11	8	6	12	18	15	13	10	15	13	9	9	17	19	19	22	17	8	11	18		
Serbia Import	Maximum Number of Capacity Traders	6	6	8	9	9	10	6	6	9	9	8	8	8	5	7	9	8	7	8	8	6	6	8	9	10	9	9	7	6	8	10		
	Maximum Number of Capacity Holders	6	6	8	9	9	10	6	6	9	9	8	8	8	5	7	9	8	7	8	8	6	6	8	9	10	9	8	7	6	8	10		
	Maximum Number of Bids	20	19	19	22	21	22	17	21	28	22	20	24	23	16	22	32	23	23	23	23	17	18	20	24	38	37	37	24	23	26	34		
Bulgaria Export	Maximum Number of Capacity Traders	6	7	9	11	14	13	9	8	14	13	15	14	13	9	8	10	11	13	11	10	8	8	11	12	11	10	11	6	8	12	11		
	Maximum Number of Capacity Holders	5	6	7	9	9	8	6	7	11	10	9	9	8	6	6	8	8	7	7	7	6	6	7	9	8	7	7	4	6	7	8		
	Maximum Number of Bids	16	21	25	29	31	31	19	18	26	28	32	31	27	21	21	24	25	30	25	20	21	23	27	25	23	22	22	16	19	27	26		
Bulgaria Import	Maximum Number of Capacity Traders	6	7	9	11	11	9	4	7	10	10	10	8	8	8	7	10	11	8	11	11	8	6	9	9	10	9	12	6	8	11	14		
	Maximum Number of Capacity Holders	6	7	8	8	8	7	4	7	10	9	10	7	8	8	7	9	11	8	9	10	8	6	9	8	8	7	9	6	8	9	10		
	Maximum Number of Bids	19	22	24	29	27	25	16	18	24	24	24	21	21	21	19	22	21	18	23	23	22	16	22	21	24	22	26	16	18	22	25		

Note: In the table are presented the daily maximum hourly values.

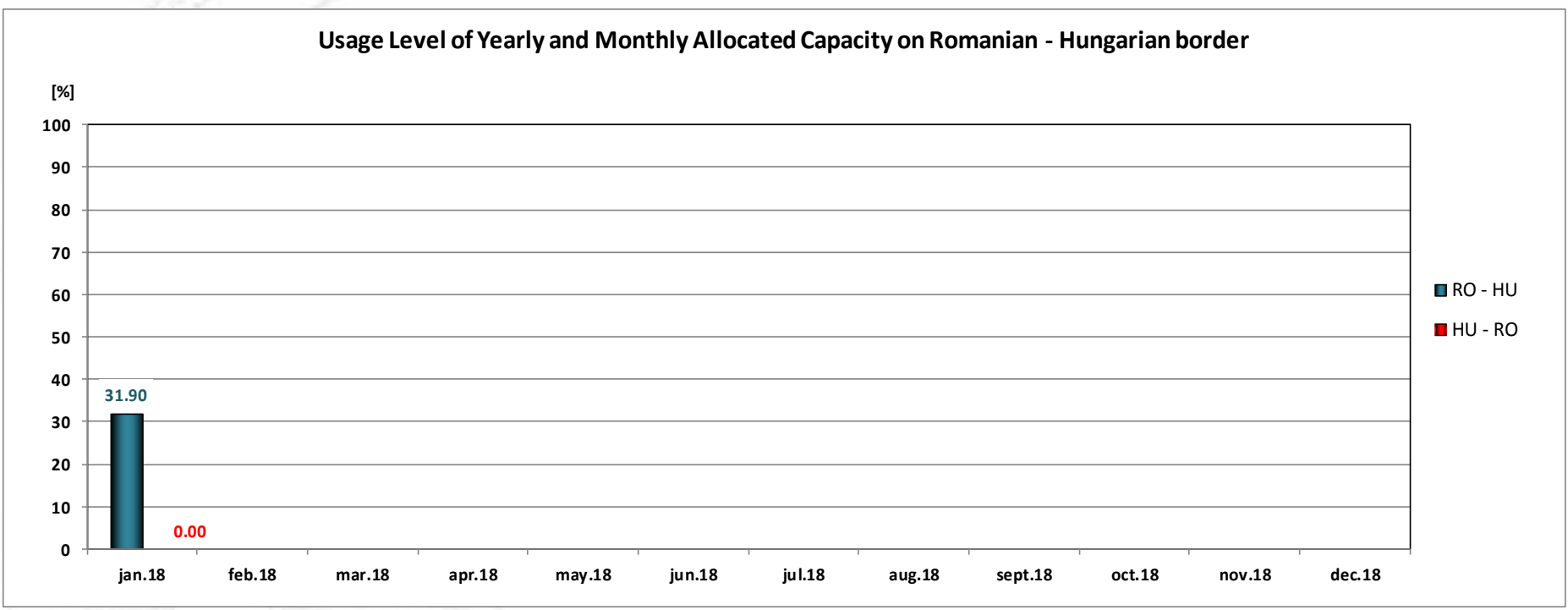
Statistics on Intraday Auctions

January 2018		Intraday Auctions																														
		1	2	3	4	5	6	7	8	9	10	11	12	13	14	15	16	17	18	19	20	21	22	23	24	25	26	27	28	29	30	31
Hungary Export	Maximum Number of Capacity Traders	0	0	2	2	2	1	1	3	3	2	3	2	0	1	3	3	2	1	2	1	1	1	3	3	3	3	0	1	3	2	0
	Maximum Number of Capacity Holders	-	-	2	2	2	1	1	3	3	2	2	2	-	1	3	3	2	1	2	1	1	1	3	3	3	3	-	1	3	2	-
Hungary Import	Maximum Number of Capacity Traders	0	2	3	4	4	1	1	3	4	4	3	3	1	1	3	2	2	1	3	1	1	3	4	3	4	4	0	0	3	2	0
	Maximum Number of Capacity Holders	-	2	3	4	4	1	1	3	4	4	3	3	1	1	3	2	2	1	3	1	1	3	4	3	4	4	-	-	3	2	-
Serbia Export	Maximum Number of Capacity Traders	0	1	0	0	0	0	0	0	0	0	0	0	0	0	0	0	0	0	0	0	0	0	0	0	0	0	0	0	0	0	2
	Maximum Number of Capacity Holders	-	1	-	-	-	-	-	-	-	-	-	-	-	-	-	-	-	-	-	-	-	-	-	-	-	-	-	-	-	-	2
Serbia Import	Maximum Number of Capacity Traders	0	0	0	0	0	1	0	1	0	0	1	0	0	1	1	0	-	0	0	0	1	0	0	1	0	0	0	0	0	2	
	Maximum Number of Capacity Holders	-	-	-	-	-	1	-	1	-	-	1	-	-	1	1	-	-	-	-	-	1	-	-	1	-	-	-	-	-	2	

Note: In the table are presented the daily maximum hourly values.

Taking into account the technical issues due the migration from 1:1 principle (valid for the delivery day 31.01.2018) to m:n principle (valid for the delivery day 01.02.2018), sessions: 4 (12:00 – 16:00 CET), 5 (16:00 – 20:00 CET) and 6 (20:00 – 24:00 CET) of the intraday auctions from 31.01.2018 were cancelled.

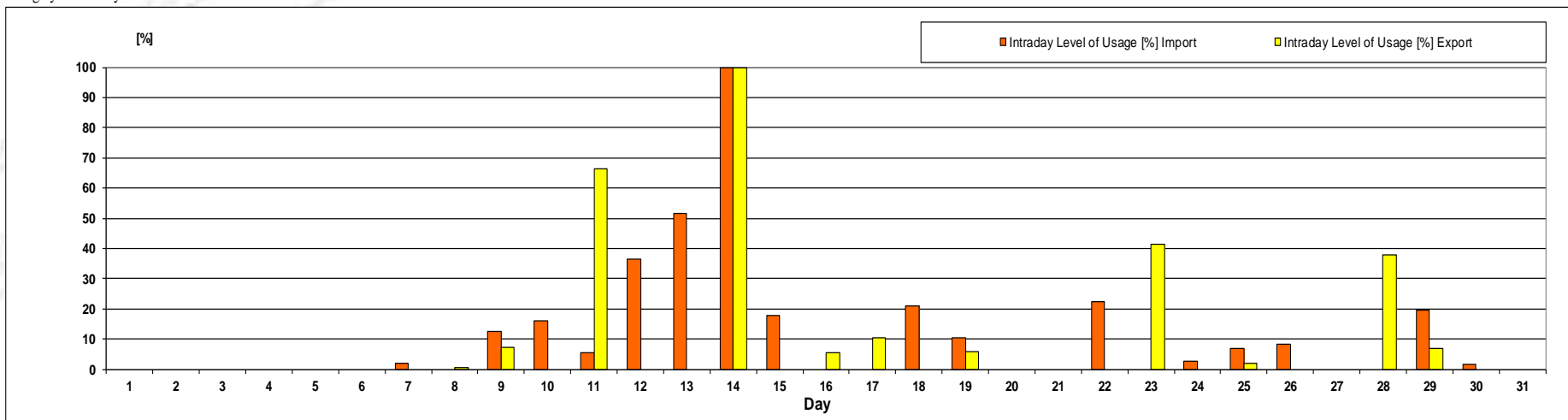
Usage Level of Allocated Capacity



CET
Usage level of yearly and monthly allocated capacity was calculated as ratio between nominated capacity and sum of allocated capacity at yearly and monthly auctions. The average values (arithmetic) of usage level are: 31.9 % on export direction and 0 % on import direction.

Usage Level of Intraday Allocated Capacity

Hungary January 2018



Intraday Level of Usage [%]

January 2018	1	2	3	4	5	6	7	8	9	10	11	12	13	14	15	16	17	18	19	20	21	22	23	24	25	26	27	28	29	30	31
Import	-	0.00	0.00	0.00	0.00	0.00	1.91	0.00	12.35	16.05	5.56	36.46	51.56	100.00	17.64	0.00	0.00	21.00	10.56	0.00	0.00	22.33	0.00	2.48	6.96	8.22	-	-	19.68	1.43	-
Export	-	-	0.00	0.00	0.00	0.00	0.00	0.59	7.08	0.00	66.44	0.00	-	100.00	0.00	5.60	10.45	0.00	5.78	0.00	0.00	0.00	41.51	0.00	1.76	0.00	-	37.97	7.00	0.00	-

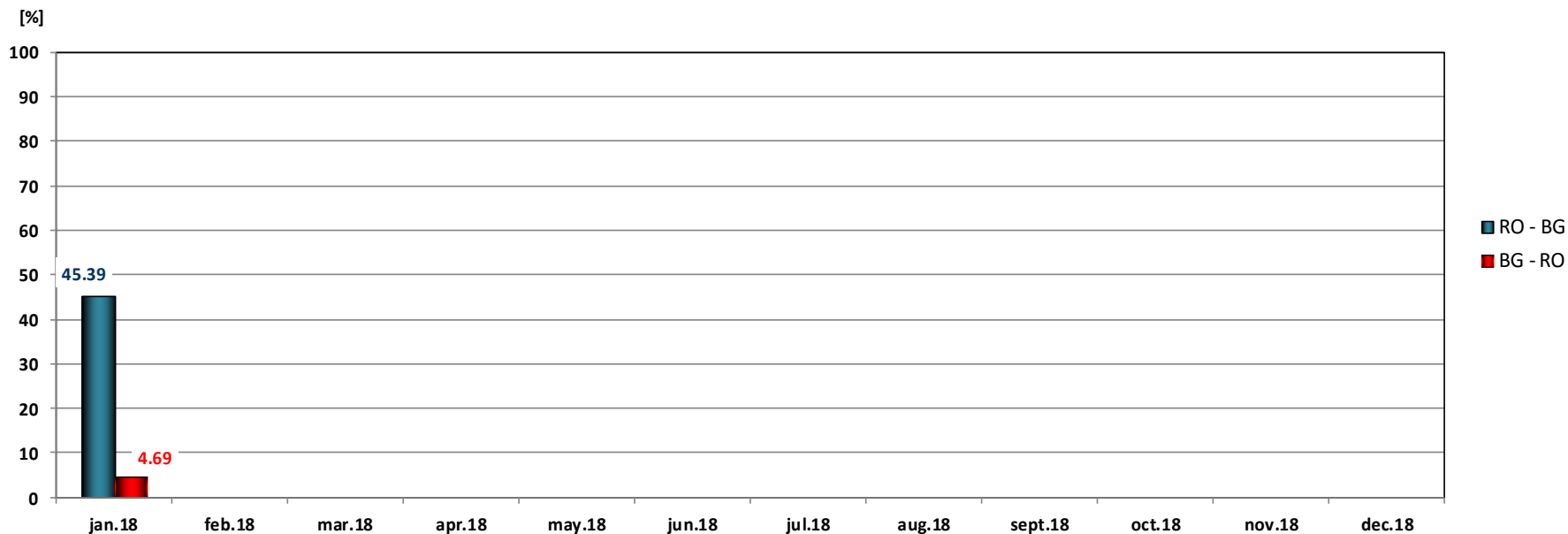
Level of usage of intraday allocated capacity, calculated at monthly level, as ratio between sum of nominated intraday capacities and sum of intraday allocated capacities, has the following values:

- Import 10.83 [%]
- Export 10.94 [%]

Note: Taking into account the technical issues due the migration from 1:1 principle (valid for the delivery day 31.01.2018) to m:n principle (valid for the delivery day 01.02.2018), sessions: 4 (12:00 – 16:00 CET), 5 (16:00 – 20:00 CET) and 6 (20:00 – 24:00 CET) of the intraday auctions from 31.01.2018 were cancelled.

Usage Level of Allocated Capacity

Usage Level of Yearly and Monthly Allocated Capacity on Romanian - Bulgarian border

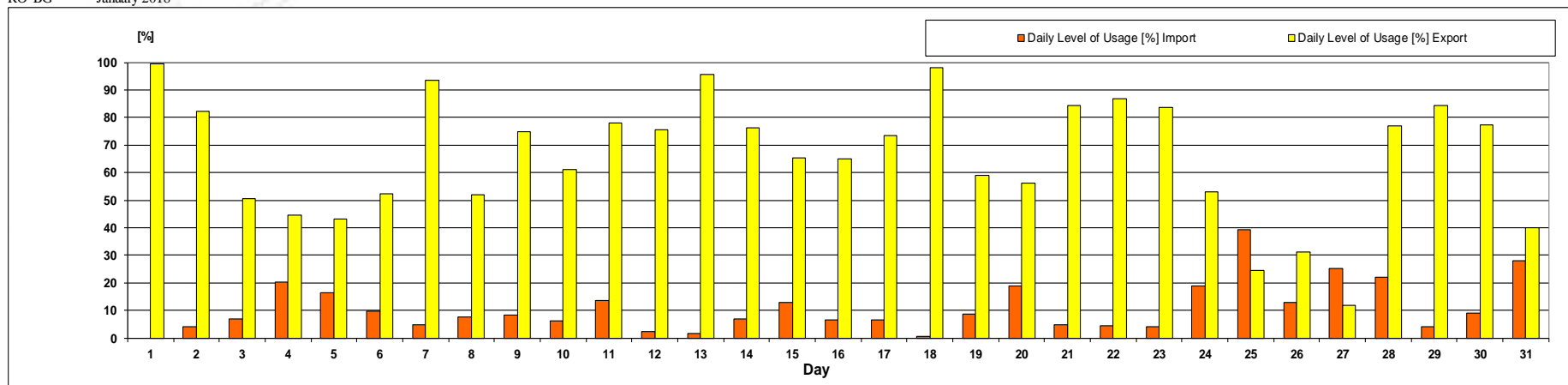


CET

Usage level of yearly and monthly allocated capacity was calculated as ratio between nominated capacity and sum of allocated capacity at yearly and monthly auctions. The average values (arithmetic) of usage level are: 45.39 % on export direction and 4.69 % on import direction.

Usage Level of Daily Allocated Capacity

RO-BG January 2018



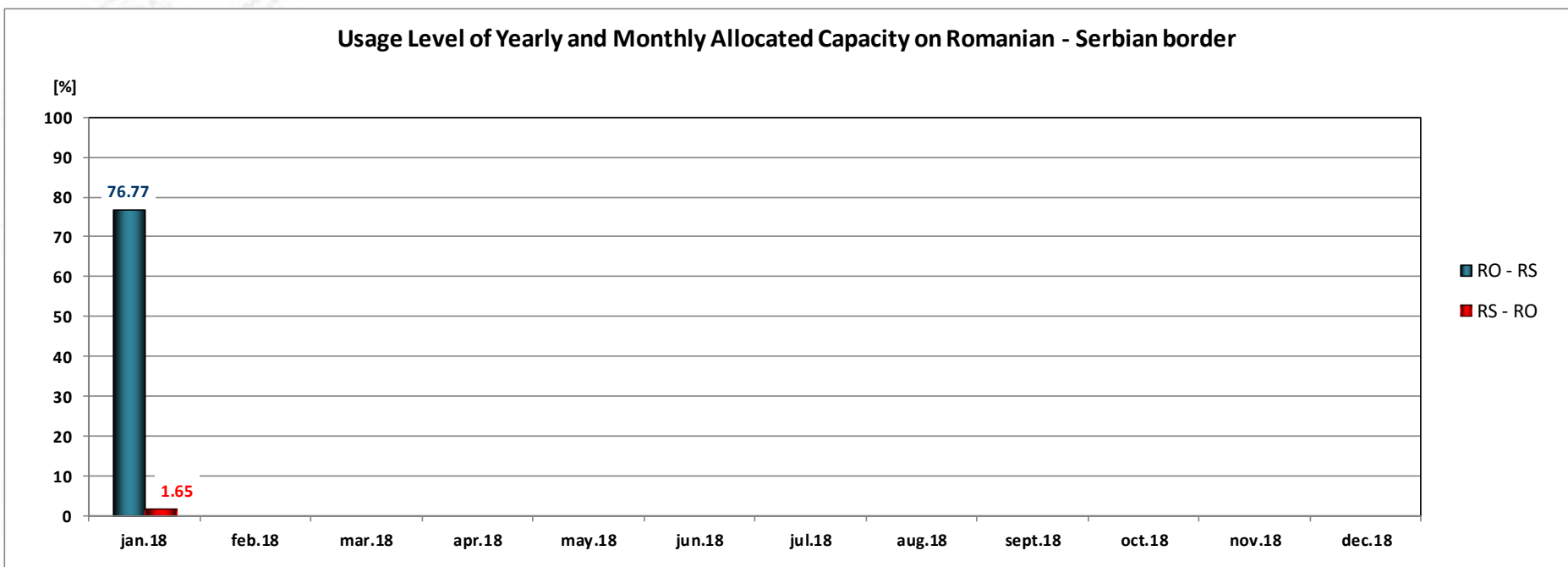
Daily Level of Usage [%]

January 2018	1	2	3	4	5	6	7	8	9	10	11	12	13	14	15	16	17	18	19	20	21	22	23	24	25	26	27	28	29	30	31
Import	0.00	3.93	7.01	20.25	16.42	9.55	4.67	7.60	8.23	6.15	13.52	2.17	1.50	6.93	12.96	6.68	6.34	0.43	8.50	18.92	4.74	4.28	4.17	18.89	39.43	12.93	25.24	22.04	3.88	9.11	28.17
Export	99.55	82.08	50.56	44.51	43.11	52.13	93.46	51.77	74.89	61.03	78.09	75.36	95.53	76.15	65.33	64.93	73.43	97.92	58.88	56.30	84.42	86.69	83.48	52.98	24.65	31.19	11.63	76.98	84.36	77.24	39.83

Level of usage of daily allocated capacity, calculated at monthly level, as ratio between sum of nominated daily capacities and sum of daily allocated capacities, has the following values:

- Import 10.55 [%]
- Export 63.10 [%]

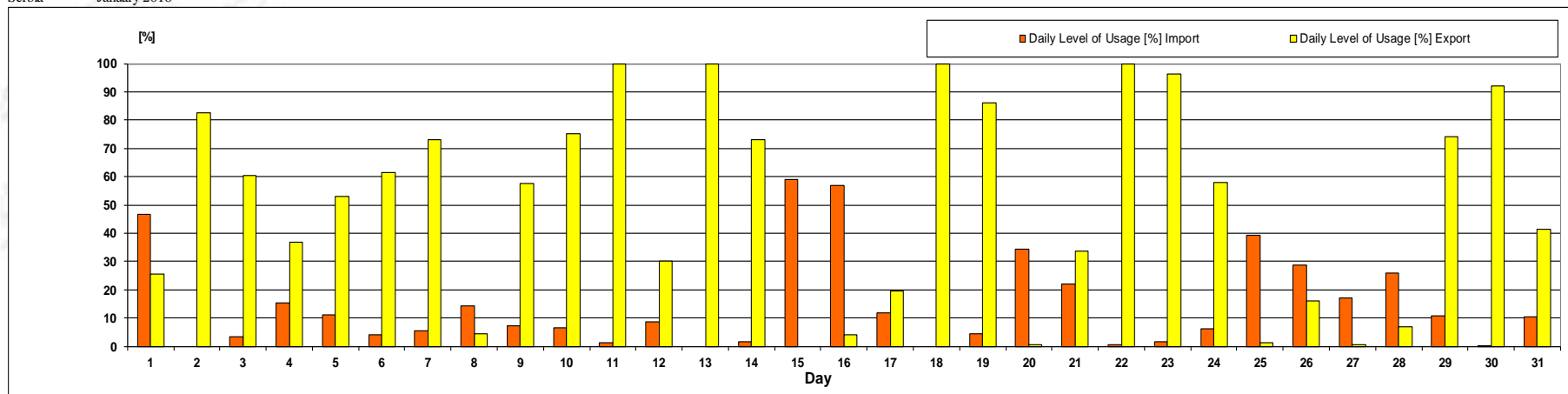
Usage Level of Allocated Capacity



CET
Usage level of yearly and monthly allocated capacity was calculated as ratio between nominated capacity and sum of allocated capacity at yearly and monthly auctions. The average values (arithmetic) of usage level are: 76.77 % on export direction and 1.65 % on import direction.

Usage Level of Daily Allocated Capacity

Serbia January 2018



Daily Level of Usage [%]

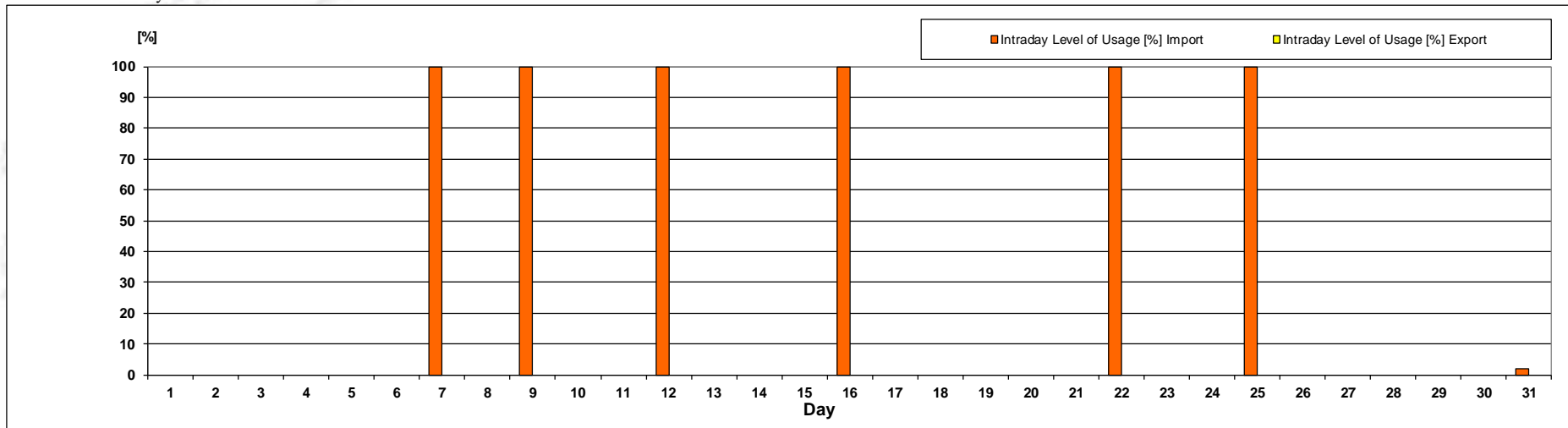
January 2018	1	2	3	4	5	6	7	8	9	10	11	12	13	14	15	16	17	18	19	20	21	22	23	24	25	26	27	28	29	30	31
Import	46.65	0.00	3.20	15.16	11.22	4.09	5.38	14.32	7.22	6.54	1.34	8.71	0.00	1.65	59.02	56.87	11.73	0.00	4.38	34.41	21.98	0.42	1.47	6.14	39.23	28.77	17.25	25.84	10.85	0.26	10.39
Export	25.60	82.47	60.48	36.91	52.90	61.53	73.01	4.38	57.70	75.07	100.00	30.09	100.00	72.92	0.00	3.92	19.44	100.00	86.10	0.68	33.49	100.00	96.41	58.01	1.20	15.95	0.51	6.85	74.19	92.05	41.41

Level of usage of daily allocated capacity, calculated at monthly level, as ratio between sum of nominated daily capacities and sum of daily allocated capacities, has the following values:

- Import 15.29 [%]
- Export 26.64 [%]

Usage Level of Intraday Allocated Capacity

Serbia January 2018



Intraday Level of Usage [%]

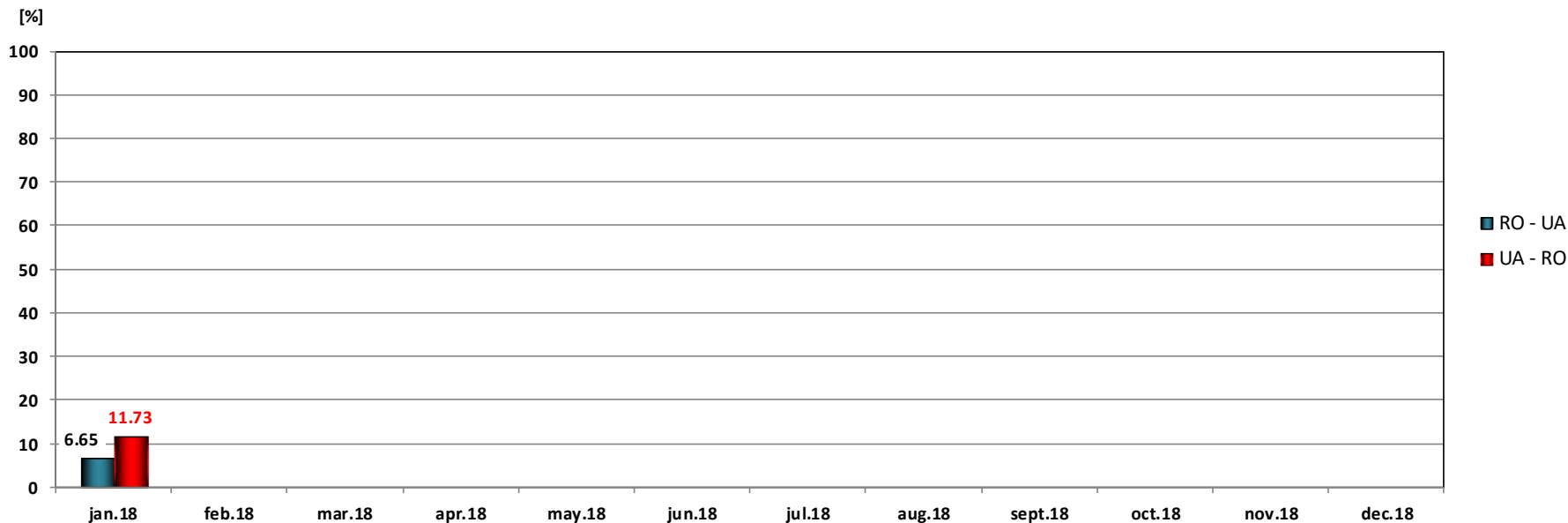
January 2018	1	2	3	4	5	6	7	8	9	10	11	12	13	14	15	16	17	18	19	20	21	22	23	24	25	26	27	28	29	30	31	
Import	-	-	-	-	-	-	100.00	-	100.00	-	-	100.00	-	-	0.00	100.00	-	-	-	-	-	100.00	-	-	100.00	-	-	-	-	-	-	1.89
Export	-	0.00	-	-	-	-	-	-	-	-	-	-	-	-	-	-	-	-	-	-	-	-	-	-	-	-	-	-	-	-	0.00	

Level of usage of intraday allocated capacity, calculated at monthly level, as ratio between sum of nominated intraday capacities and sum of intraday allocated capacities, has the following values:

- Import 70.59 [%]
- Export 0 [%]

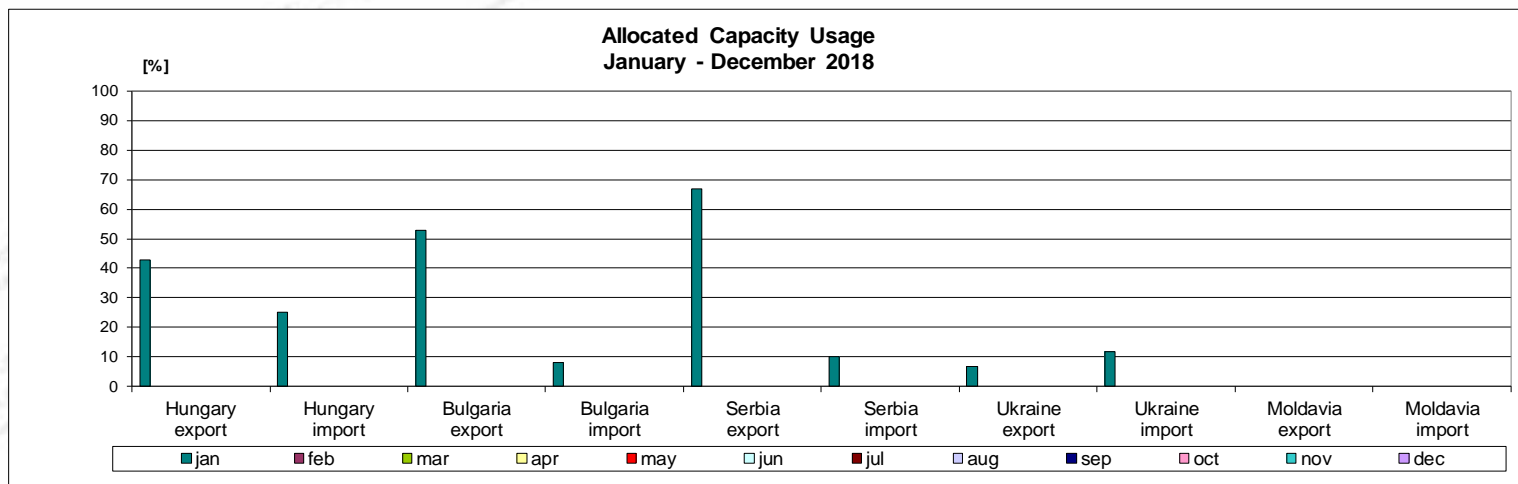
Usage Level of Allocated Capacity

Usage Level of Yearly and Monthly Allocated Capacity on Romanian - Ukrainian border



CET

Usage level of yearly and monthly allocated capacity was calculated as ratio between nominated capacity and sum of allocated capacity at yearly and monthly auctions. The average values (arithmetic) of usage level are: 6.65 % on export direction and 11.73 % on import direction.



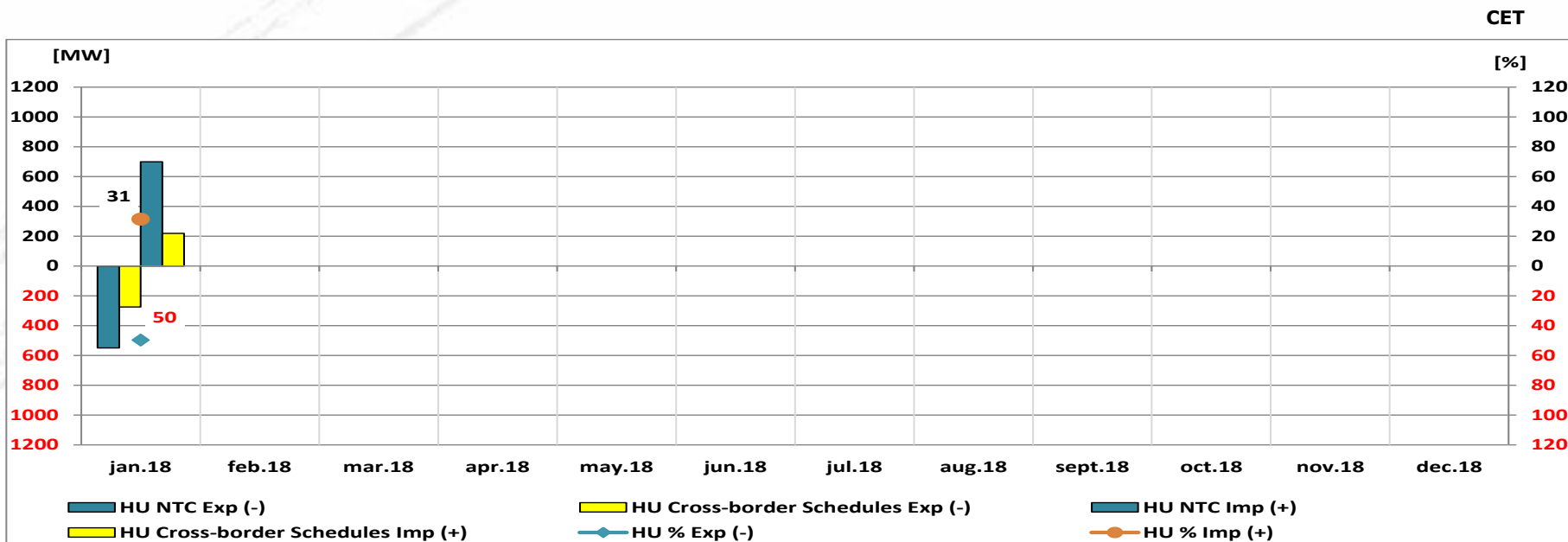
The allocated capacity level of usage on one border and direction represents the percentage ratio between the energy associated with the commercial transactions, nominated during a month, and the energy associated with the allocated capacity by the Romanian and by the neighbouring side, to all participants who have or not counterparties on the other side of the border.

[%]	Hungary export	Hungary import	Bulgaria export	Bulgaria import	Serbia export	Serbia import	Ukraine export	Ukraine import	Moldavia export	Moldavia import
jan	42.85	25.06	52.91	8.06	66.82	10.22	6.65	11.73	-	-
feb										
mar										
apr										
may										
jun										
jul										
aug										
sep										
oct										
nov										
dec										
average	42.85	25.06	52.91	8.06	66.82	10.22	6.65	11.73	-	-

Type B

In January 2018, the highest level of usage on export direction was obtained on Serbian border and the highest level of usage on import direction was obtained on Hungary border.

Usage Level of NTC on Romanian – Hungarian border

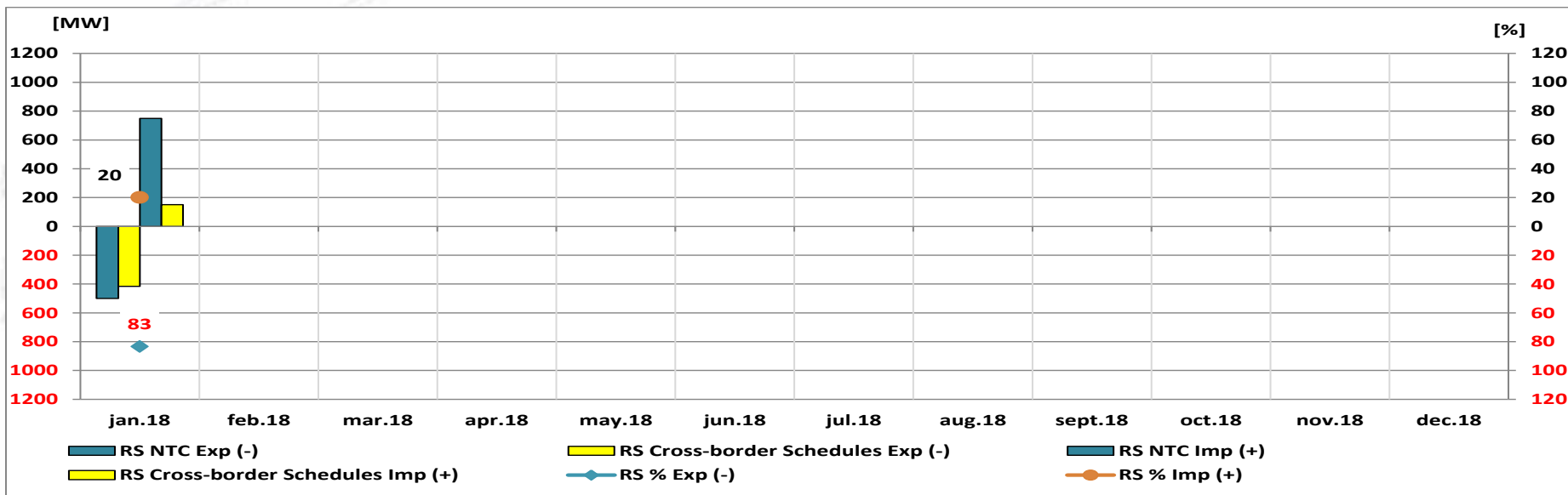


Hungary (monthly averages values, MW)	jan.18	feb.18	mar.18	apr.18	may.18	jun.18	jul.18	aug.18	sept.18	oct.18	nov.18	dec.18
HU NTC Exp (-)	-550											
HU Cross-border Schedules Exp (-)	-274											
HU NTC Imp (+)	700											
HU Cross-border Schedules Imp (+)	219											

The level of usage was calculated as ratio between total cross-border schedules (capacity nominated on long and short term) and NTC. The average values (arithmetic) of usage level are: 49.9 % on export direction and 31.35 % on import direction.

Usage Level of NTC on Romanian – Serbian border

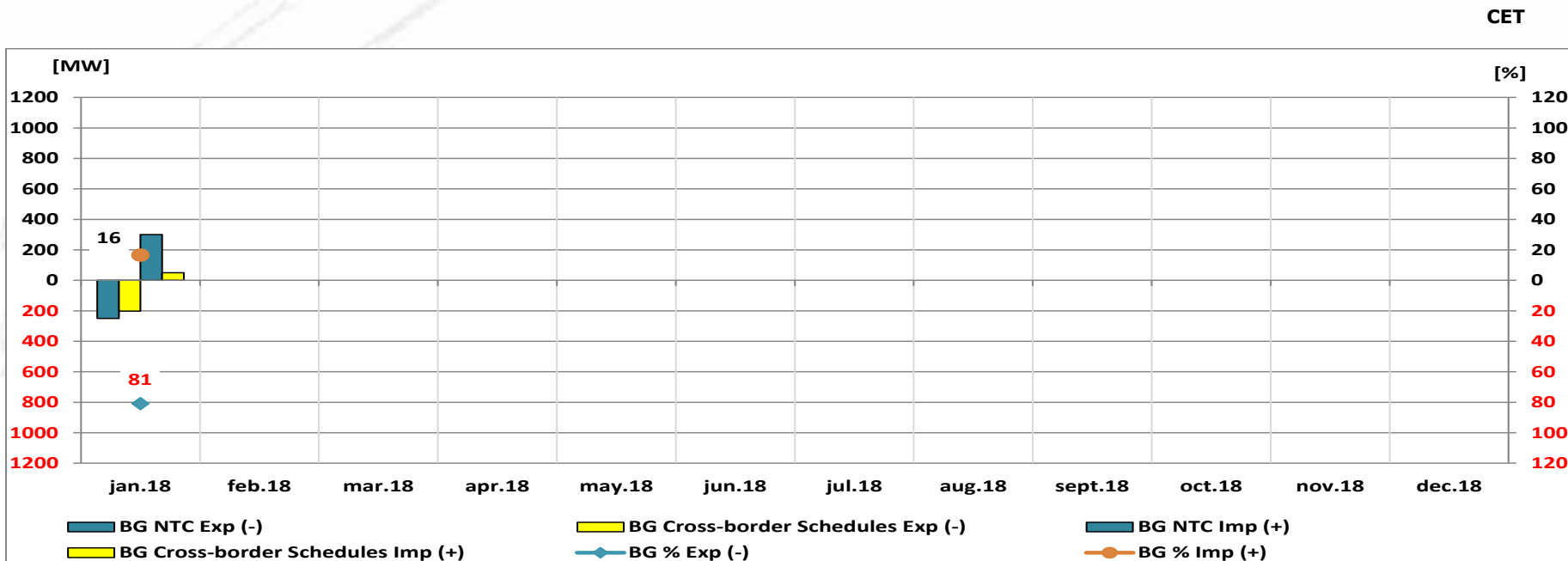
CET



Serbia (monthly averages values, MW)	jan.18	feb.18	mar.18	apr.18	may.18	jun.18	jul.18	aug.18	sept.18	oct.18	nov.18	dec.18
RS NTC Exp (-)	-500											
RS Cross-border Schedules Exp (-)	-416											
RS NTC Imp (+)	750											
RS Cross-border Schedules Imp (+)	151											

The level of usage was calculated as ratio between total cross-border schedules (capacity nominated on long and short term) and NTC. The average values (arithmetic) of usage level are: 83.29 % on export direction and 20.07 % on import direction.

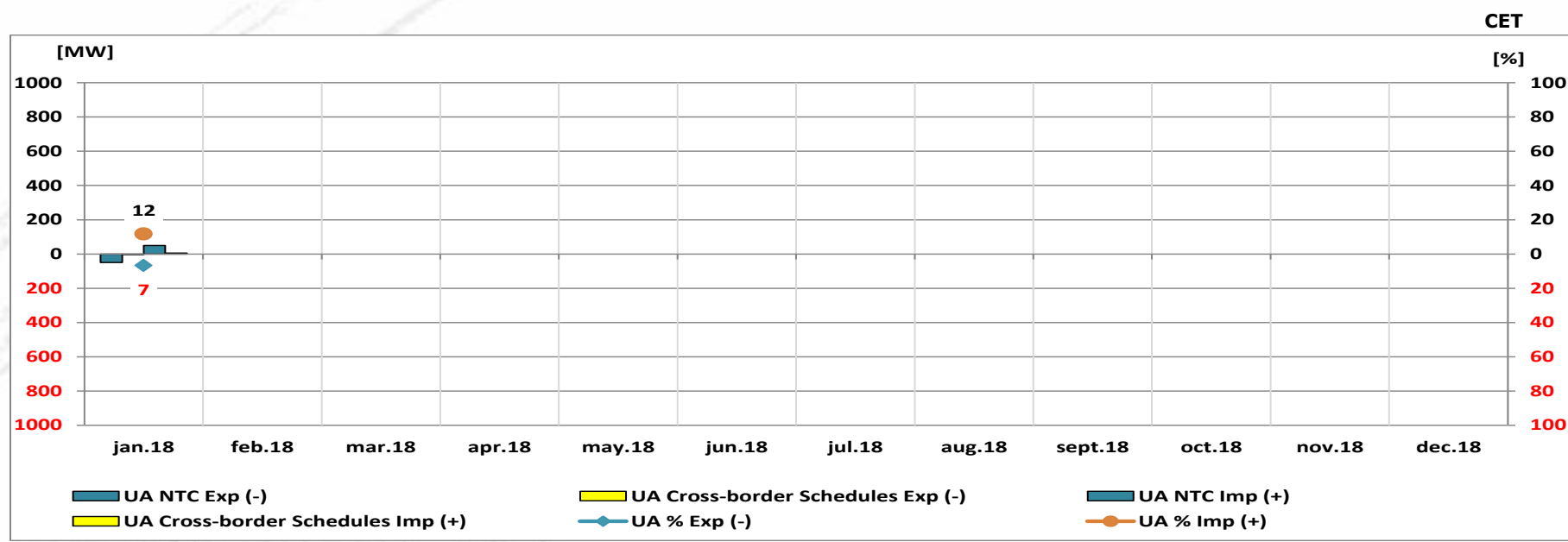
Usage Level of NTC on Romanian – Bulgarian border



Bulgaria (monthly averages values, MW)	jan.18	feb.18	mar.18	apr.18	may.18	jun.18	jul.18	aug.18	sept.18	oct.18	nov.18	dec.18
BG NTC Exp (-)	-250											
BG Cross-border Schedules Exp (-)	-202											
BG NTC Imp (+)	300											
BG Cross-border Schedules Imp (+)	49											

The level of usage was calculated as ratio between total cross-border schedules (capacity nominated on long and short term) and NTC. The average values (arithmetic) of usage level are: 80.92 % on export direction and 16.48 % on import direction.

Usage Level of NTC on Romanian – Ukrainian border

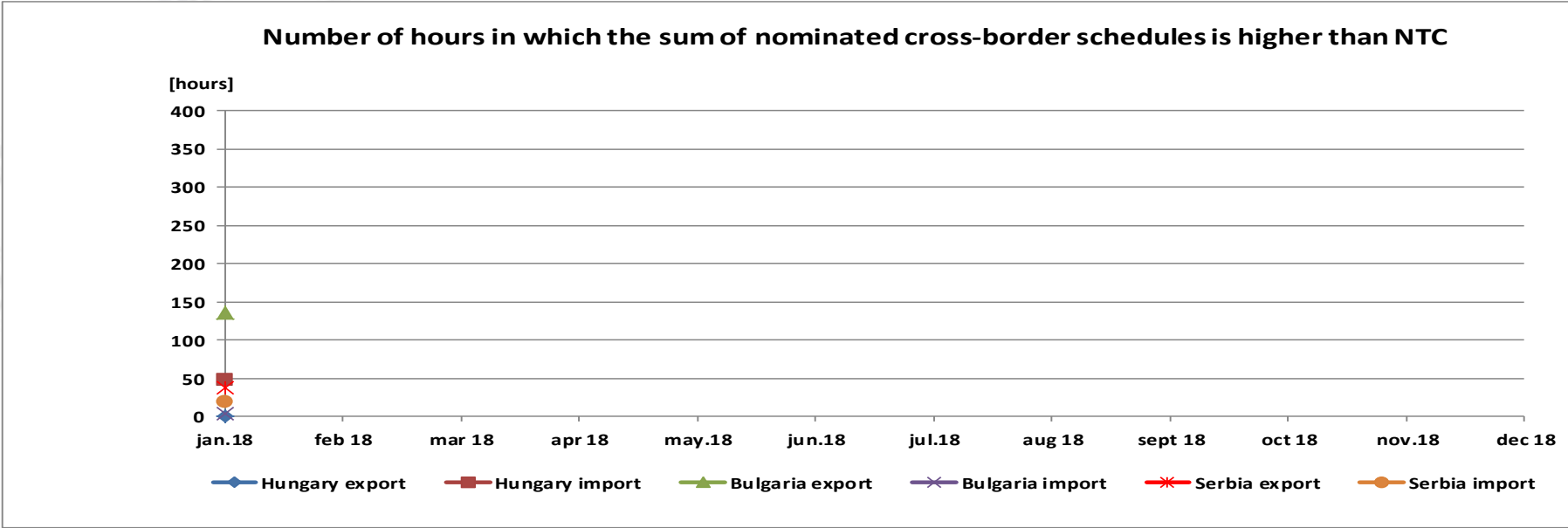


Ukraine (monthly averages values, MW)	jan.18	feb.18	mar.18	apr.18	may.18	jun.18	jul.18	aug.18	sept.18	oct.18	nov.18	dec.18
UA NTC Exp (-)	-50											
UA Cross-border Schedules Exp (-)	-3											
UA NTC Imp (+)	50											
UA Cross-border Schedules Imp (+)	6											

The level of usage was calculated as ratio between total cross-border schedules (capacity nominated on long and short term) and NTC. The average values (arithmetic) of usage level are: 6.65 % on export direction and 11.73 % on import direction.

Maximization of NTC Usage

CET



Number of hours	jan.18	feb 18	mar 18	apr 18	may.18	jun.18	jul.18	aug 18	sept 18	oct 18	nov.18	dec 18
Hungary export	0											
Hungary import	48											
Bulgaria export	135											
Bulgaria import	3											
Serbia export	37											
Serbia import	18											

By making efficient use of the interconnection (applying “netting” principle in daily and intra-day offered capacity calculation) there are some hours in which sum of nominated cross-border schedules is higher than the NTC.

Synthesis (C1, C3, HHI) on type of auction and total values

January 2018

Border	Auction												Total		
	Yearly			Monthly			Daily			Intraday					
	C1 [%]	C3 [%]	HHI	C1 [%]	C3 [%]	HHI	C1 [%]	C3 [%]	HHI	C1 [%]	C3 [%]	HHI	C1 [%]	C3 [%]	HHI
Hungary import	31.14	65.71	1919	46.43	80.36	2857	-	-	-	40.66	91.55	3047	25.03	54.61	1418
Hungary export	30.00	73.14	1983	25.00	60.63	1605	-	-	-	47.16	92.68	3539	26.74	59.05	1416
Bulgaria import	21.00	51.00	1332	31.25	61.88	1747	42.03	76.94	2682	-	-	-	25.84	56.74	1445
Bulgaria export	32.00	63.00	1834	37.50	72.50	2388	38.89	69.88	2186	-	-	-	29.07	62.36	1562
Serbia import	59.33	82.67	3881	24.10	66.27	1691	30.18	79.44	2261	42.52	80.56	2776	26.77	68.37	1718
Serbia export	36.50	76.00	2323	33.33	63.67	1852	39.49	80.06	2534	70.59	100.00	5848	27.80	54.86	1449
Ukraine import	-	-	-	50.00	100.00	3800	-	-	-	-	-	-	50.00	100.00	3800
Ukraine export	-	-	-	50.00	100.00	5000	-	-	-	-	-	-	50.00	100.00	5000
Moldavia import	-	-	-	-	-	-	-	-	-	-	-	-	-	-	-

Note:

- Starting with 20.11.2014, on Hungarian border the implicit daily allocation is done through the market coupling mechanism of CZ-SK-HU day-ahead electricity markets.
- Starting with 01.01.2015, intraday auctions are no longer organized on the Bulgarian border, since the Bulgarian market rules do not allow intraday cross-border exchanges.

Email: Monitorizare.Piata@transelectrica.ro

Fax: 021 3035630