

MARKET MONITORING REPORT

Market for Allocation of Cross-Border Capacities

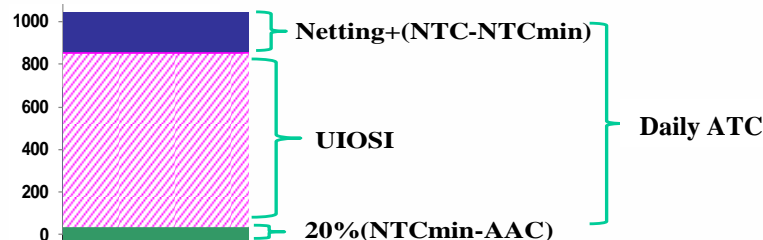
February 2018

ANRE - Romanian Energy Regulatory Authority
HHI - Herfindahl-Hirschman Index
BRP - Balance Responsible Party
BM - Balancing Market
DAM - Day Ahead Market
TSO - Transmission System Operator
DU – Dispatchable Unit
PN – Physical Notification
NDC - National Dispatching Center
C1 – The market share of the largest market participant
C3 – Total market share of top 3 market participants
NPS – Minimum number of residual generators
TTC – Total Transfer Capacity
NTC – Net Transfer Capacity
ATC – Available Transfer Capacity

According to the Commercial Code, Transelectrica, the Romanian Transmission System Operator, operates and monitors the activity of 3 types of markets: Balancing Market, Ancillary Services Market and Market for Allocation of Cross-Border Capacities.

Using the records from the markets data bases, Transelectrica prepares daily, weekly and monthly monitoring reports. A part of the data included in these reports (those data which are not confidential) is published on the website **www.transelectrica.ro**

- According to the agreements between Transelectrica and neighbors for year 2018 :
 - ✓ on the Bulgarian border, the bilateral coordinated allocation is done for 100% of total capacity by Transelectrica for long term auctions and by ESO EAD for daily auctions. The “netting” principle is applied to daily allocation. Starting with 01.01.2015, intraday auctions are no longer organized on the Bulgarian border, since the Bulgarian market rules are not allowing intraday cross-border exchanges, modifications of the notified schedules after 15:30 (CET) in D-1 for day D are prohibited.
 - ✓ on the Hungarian border, the bilateral coordinated allocation, is done for 100% of total capacity by MAVIR for long term auctions (based on Allocation Rules for Forward Capacity Allocation (HAR) and border specific Annex) and by Transelectrica for intra-day auctions. Implicit daily allocations are held since the CZ-SK-HU-RO day-ahead market coupling. In the event of decoupling, MAVIR is in charge with the explicit daily auctions (shadow auctions) for RO-HU border. The “netting” is applied to daily and intra-day allocation.
 - ✓ on the Serbian border, the bilateral coordinated allocation, is done for 100% of total capacity by EMS (Serbia) for daily auctions and by Transelectrica for long term daily and intra-day auctions. The “netting” is applied to daily and intra-day allocation.
 - ✓ *The („ use it or sell it”)* principle is applied on Hungarian, Bulgarian and Serbian borders.
 - ✓ on Hungarian and Bulgarian borders is applied:
 - ✓ reservation of a percentage of interconnection capacity for short term auction, offered capacity being calculated as 80% of the minimum of available capacities of all periods of the month;
 - ✓ introduction of UIOSI („ use it or sell it”) principle.



- Transelectrica’s auctions are held on Damas platform, with euro currency trading.
- Starting with 1st of January 2018, on Romania – Bulgaria and Romania – Serbia borders and starting with 1st of February 2018 on Romania – Hungary border, the use of the physical transport rights is performed in accordance with the m:n nomination principle, for all time horizons.

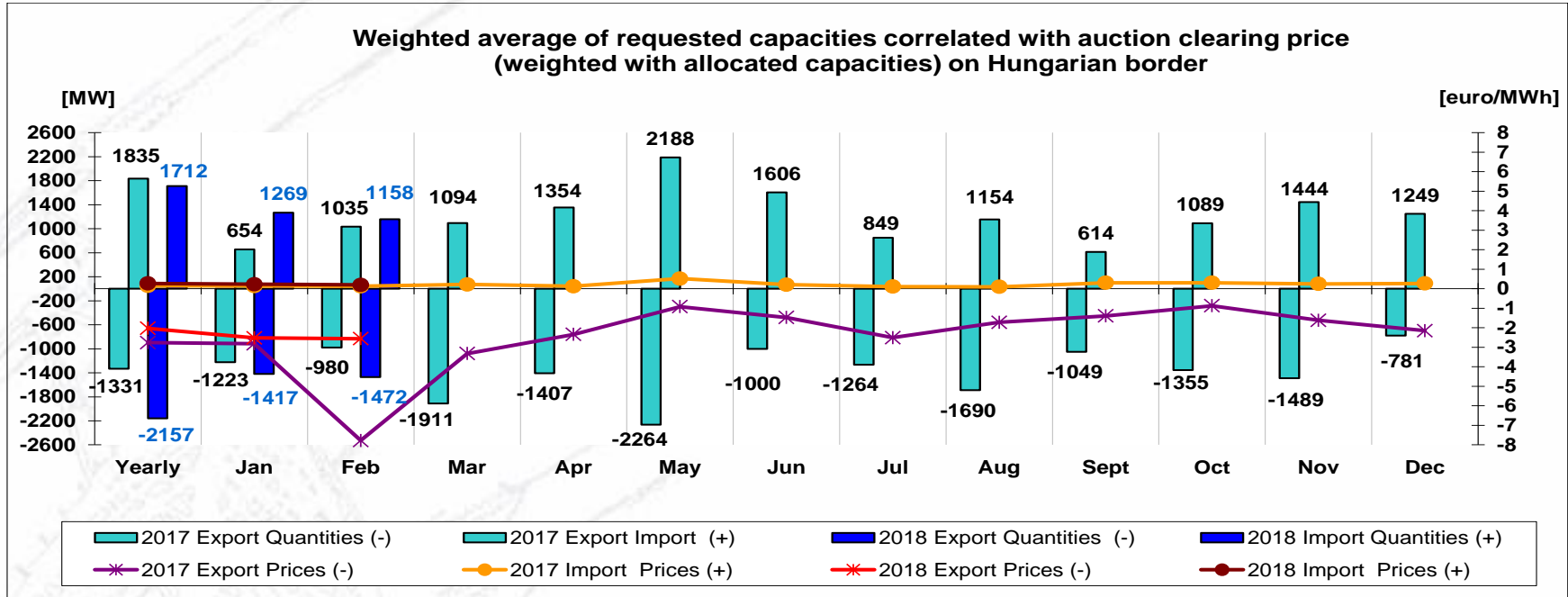
- Long term auction results on the Hungarian border and daily auction results on the Bulgarian and Serbian borders (auction prices, allocated capacities) are provided by the respective TSO's.
- The intra-day allocation is done in six auction sessions for time intervals: 00:00-04:00, 04:00-08:00, 08:00-12:00, 12:00-16:00, 16:00-20:00, 20:00-00:00 CET.
- Usage of allocated capacity on Ukrainian and Moldavian border is restricted by Ukrainian TSO agreement and respectively by the approval of the distribution operator of the passive consumption islands.
- In February 2018, auctions were held on import/export Hungary*, import/export Bulgaria*, import/export Serbia, import/export Ukraine for 01.02 – 28.02.2018.
- In February 2018 there were no auctions held on Moldavian border.
- Due to lack of request from participants, capacity remained unallocated at monthly auctions as it follows:
 - 390 MW, on import direction from Serbia;
 - 4 MW, on export direction to Ukraine.

* according to the allocation rules, monthly offered capacity was calculated taking into account the minimum of NTC's monthly value.

Monthly auction Results of 01 – 28 February 2018

	Prices [euro/MWh]	Capacities [MW]								
	Results	TTC	NTC	ATC	AAC	Reserved	Offered	Requested	Allocated	Final Rights*
Hungary export										
01 - 28 February 2018	2.56	700	600	250	350	0	200	1472	200	550
Hungary import										
01 - 28 February 2018	0.20	800	700	350	350	0	280	1158	280	630
Bulgaria export										
01 - 28 February 2018	1.67	400	300	200	100	-	160	631	160	260
Bulgaria import										
01 - 28 February 2018	0.72	400	300	200	100	-	160	505	160	260
Serbia export										
01 - 28 February 2018	1.91	700	600	400	200	-	400	853	400	600
Serbia import										
01 - 28 February 2018	0.00	900	800	650	150	-	650	260	260	410
Ukraine export										
01 - 28 February 2018	0.00	150	50	50	0	-	50	46	46	46
Ukraine import										
01 - 28 February 2018	0.01	400	300	300	0	-	300	326	300	300
Moldavia export										
01 - 28 February 2018	-	-	-	-	-	-	-	-	-	-
Moldavia import										
01 - 28 February 2018	-	-	-	-	-	-	-	-	-	-
RO_Vulcanesti										
01 - 28 February 2018	-	-	-	-	-	-	-	-	-	-
RO_Costesti										
01 - 28 February 2018	-	-	-	-	-	-	-	-	-	-
RO_Cioara										
01 - 28 February 2018	-	-	-	-	-	-	-	-	-	-

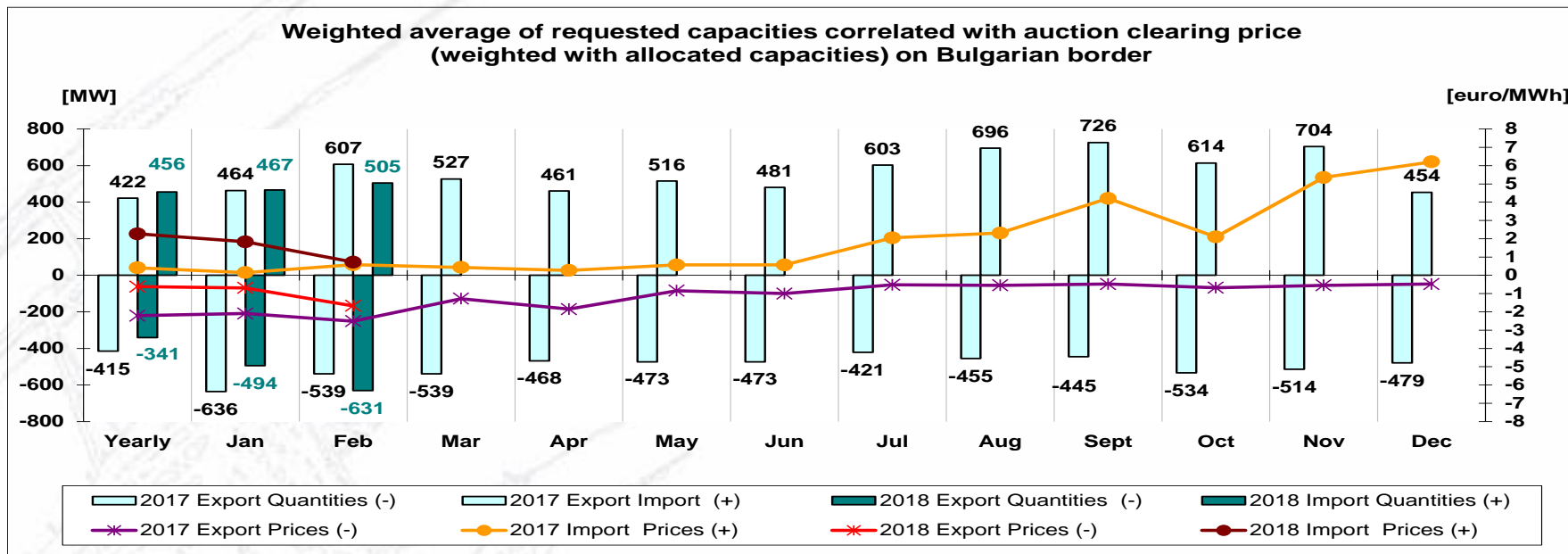
* final rights = monthly allocated capacity + yearly allocated capacity after withdrawals.



Border	yearly	Jan. 18	Feb.18	Mar.18	Apr.18	May 18	Jun. 18	Jul. 18	Aug. 18	Sept. 18	Oct. 18	Nov.18	Dec. 18
Hungary export	2.03	2.52	2.56										
Hungary import	0.27	0.23	0.20										

Border	yearly	Jan. 17	Feb.17	Mar.17	Apr.17	May 17	Jun. 17	Jul. 17	Aug. 17	Sept. 17	Oct. 17	Nov.17	Dec. 17
Hungary export	2.76	2.82	7.78	3.32	2.34	0.92	1.47	2.51	1.72	1.39	0.87	1.62	2.15
Hungary import	0.15	0.14	0.13	0.22	0.13	0.52	0.21	0.11	0.10	0.31	0.31	0.25	0.27

- Compared with previous year, in February 2018 the auction price significantly decreased on export direction, while offered capacity and capacity request were higher. In February 2018, monthly auction price maintained low on import direction.

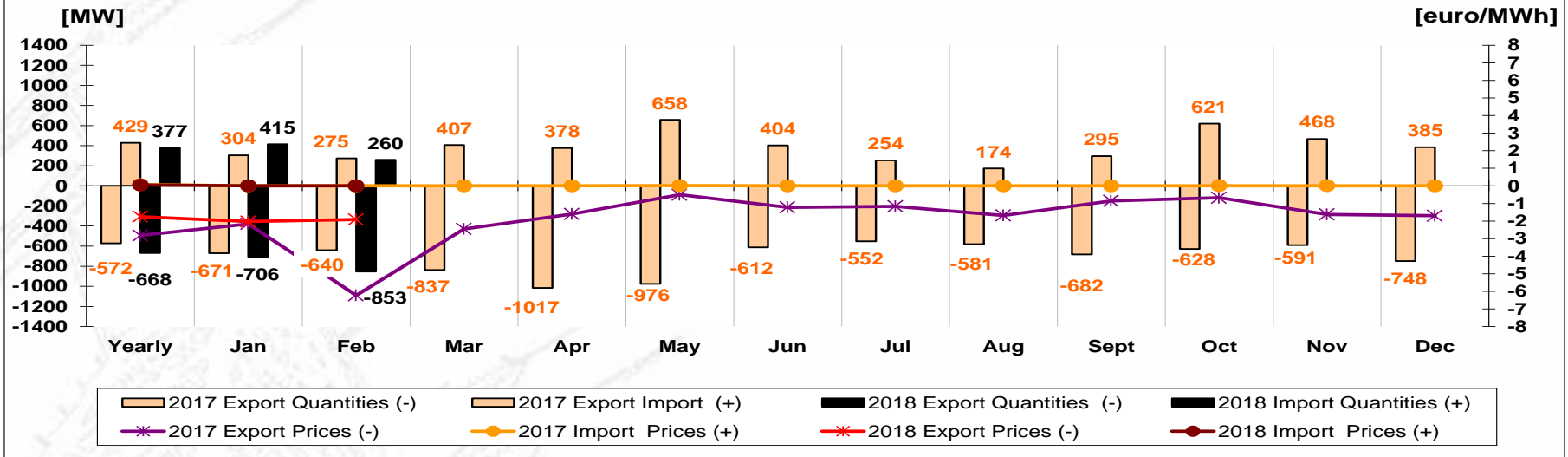


Border	yearly	Jan. 18	Feb.18	Mar.18	Apr.18	May 18	Jun. 18	Jul. 18	Aug. 18	Sept. 18	Oct. 18	Nov.18	Dec. 18
Bulgaria export	0.62	0.69	1.67										
Bulgaria import	2.27	1.83	0.72										

Border	yearly	Jan. 17	Feb.17	Mar.17	Apr.17	May 17	Jun. 17	Jul. 17	Aug. 17	Sept. 17	Oct. 17	Nov.17	Dec. 17
Bulgaria export	2.21	2.09	2.51	1.28	1.85	0.84	1.00	0.52	0.55	0.48	0.68	0.55	0.48
Bulgaria import	0.41	0.15	0.58	0.43	0.27	0.57	0.57	2.05	2.31	4.21	2.10	5.35	6.21

- Compared with the previous year, in February 2018 the auction price decreased on export direction, while offered capacity did not vary and capacity request was higher. The auction price slightly increased on import direction, while offered capacity did not vary and capacity request was lower.

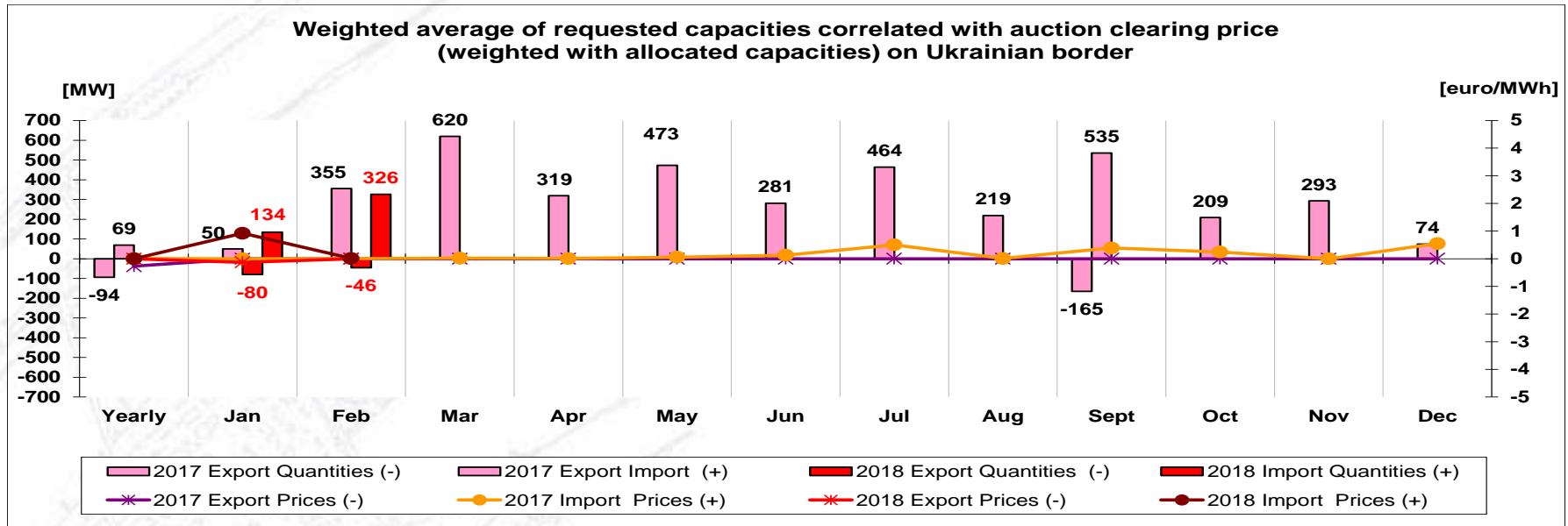
Weighted average of requested capacities correlated with auction clearing price (weighted with allocated capacities) on Serbian border



Border	yearly	Jan. 18	Feb.18	Mar.18	Apr.18	May 18	Jun. 18	Jul. 18	Aug. 18	Sept. 18	Oct. 18	Nov.18	Dec. 18
Serbia export	1.75	2.03	1.91										
Serbia import	0.05	0.00	0.00										

Border	yearly	Jan. 17	Feb.17	Mar.17	Apr.17	May 17	Jun. 17	Jul. 17	Aug. 17	Sept. 17	Oct. 17	Nov.17	Dec. 17
Serbia export	2.82	2.16	6.23	2.45	1.60	0.50	1.22	1.16	1.68	0.86	0.67	1.62	1.69
Serbia import	0.07	0.00	0.00	0.00	0.00	0.01	0.00	0.00	0.00	0.01	0.01	0.01	0.00

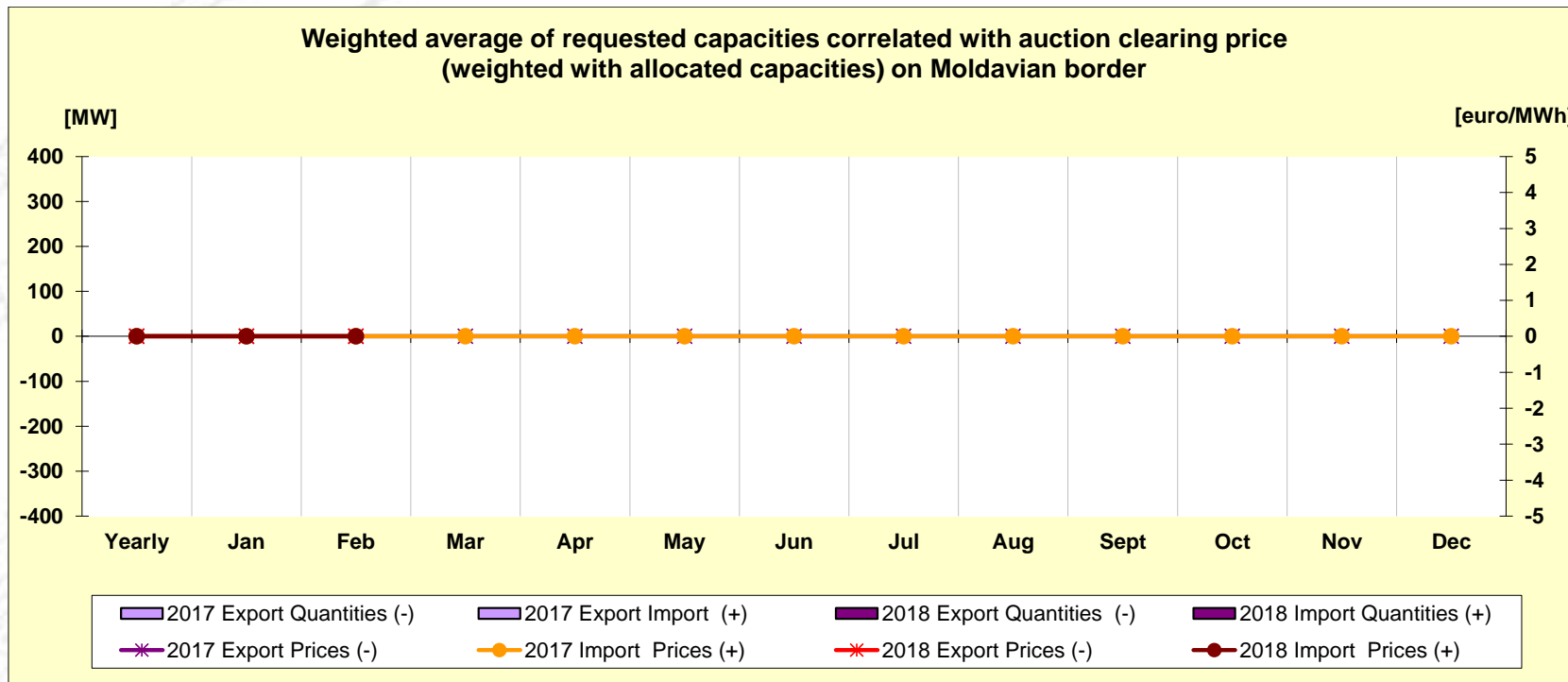
- Compared with the previous year, in February 2018 the auction price significantly decreased on export direction, while offered capacity and capacity request were higher. In February 2018 monthly auction price was zero on import direction.



Border	yearly	Jan. 18	Feb.18	Mar.18	Apr.18	May 18	Jun. 18	Jul. 18	Aug. 18	Sept. 18	Oct. 18	Nov.18	Dec. 18
Ukraine export	-	0.13	0.00										
Ukraine import	-	0.92	0.01										

Border	yearly	Jan. 17	Feb.17	Mar.17	Apr.17	May 17	Jun. 17	Jul. 17	Aug. 17	Sept. 17	Oct. 17	Nov.17	Dec. 17
Ukraine export	0.27	-	-	-	-	-	-	-	-	0.00	-	-	-
Ukraine import	0.01	0.00	0.00	0.02	0.01	0.06	0.13	0.50	0.01	0.39	0.24	-	0.55

- Compared with the previous year, in February 2018 auction price increased on import direction, while offered capacity and capacity request were lower. Compared with previous year, offered capacity was different from zero and auction price was zero on export direction.

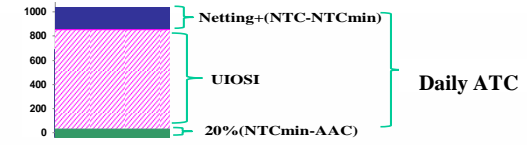


Border	yearly	Jan. 18	Feb.18	Mar.18	Apr.18	May 18	Jun. 18	Jul. 18	Aug. 18	Sept. 18	Oct. 18	Nov.18	Dec. 18
Moldavia export	-	-	-										
Moldavia import	-	-	-										

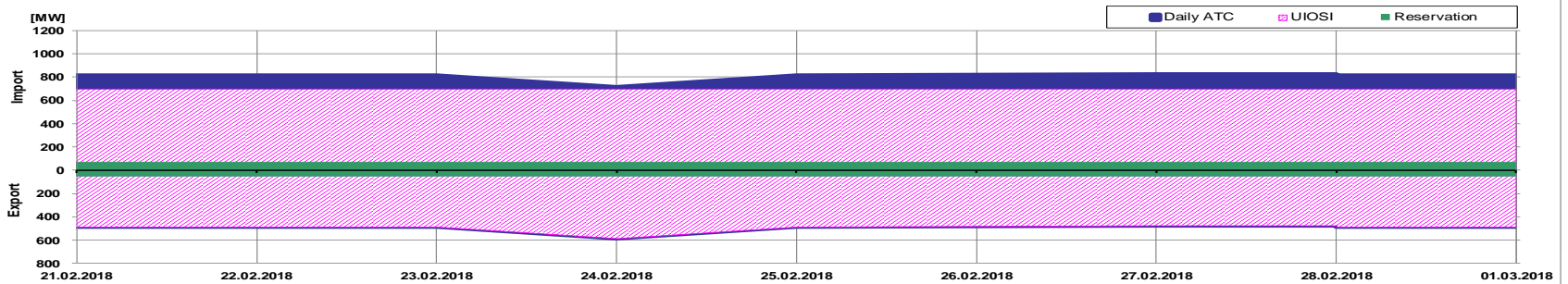
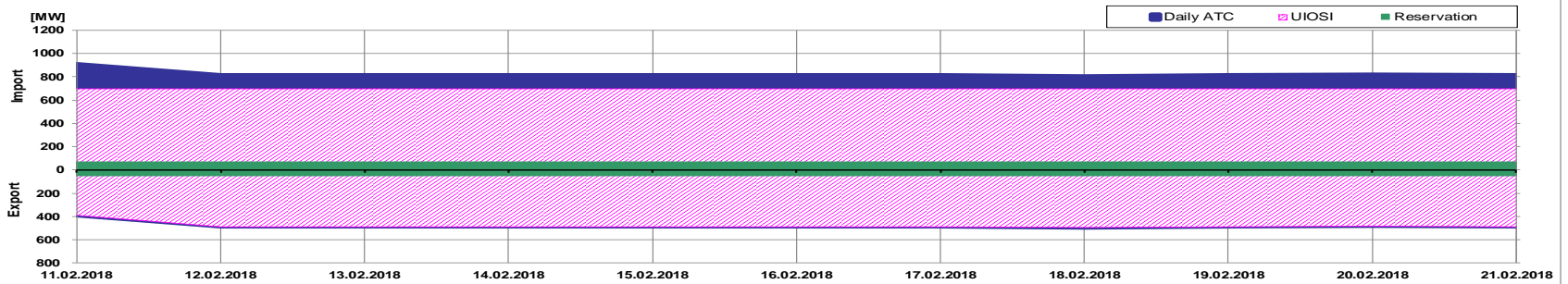
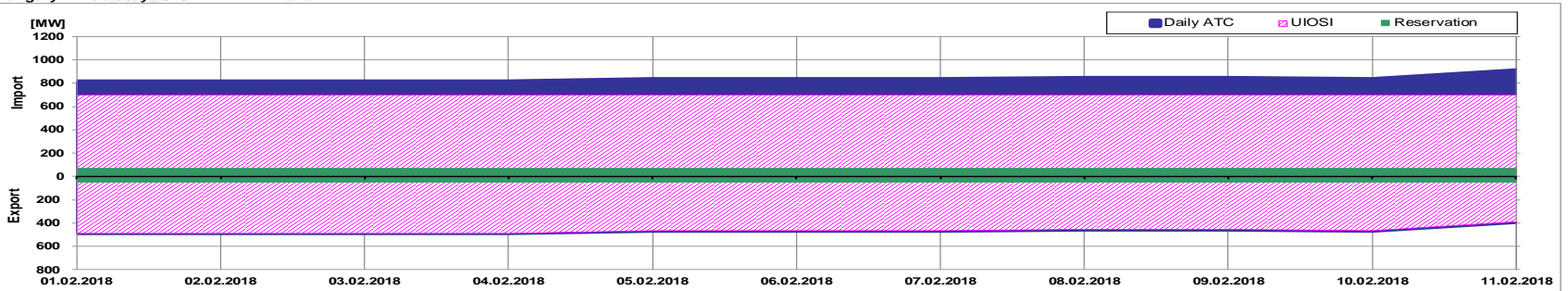
Border	yearly	Jan. 17	Feb.17	Mar.17	Apr.17	May 17	Jun. 17	Jul. 17	Aug. 17	Sept. 17	Oct. 17	Nov.17	Dec. 17
Moldavia export	-	-	-	-	-	-	-	-	-	-	-	-	-
Moldavia import	-	-	-	-	-	-	-	-	-	-	-	-	-

Daily implicit Auctions on Romanian – Hungarian border

Reserved Capacity [MW] average value		Unused Capacity [MW] average value	
RO-HU	HU-RO	RO-HU	HU-RO
50	70	430	630

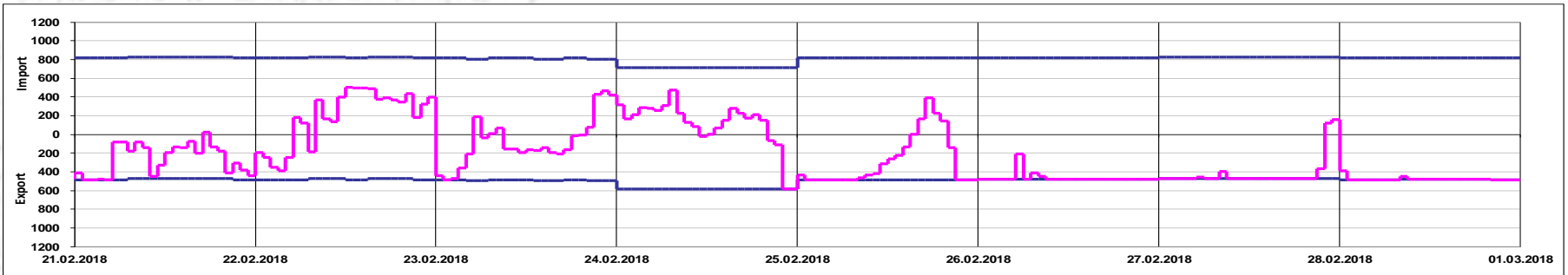
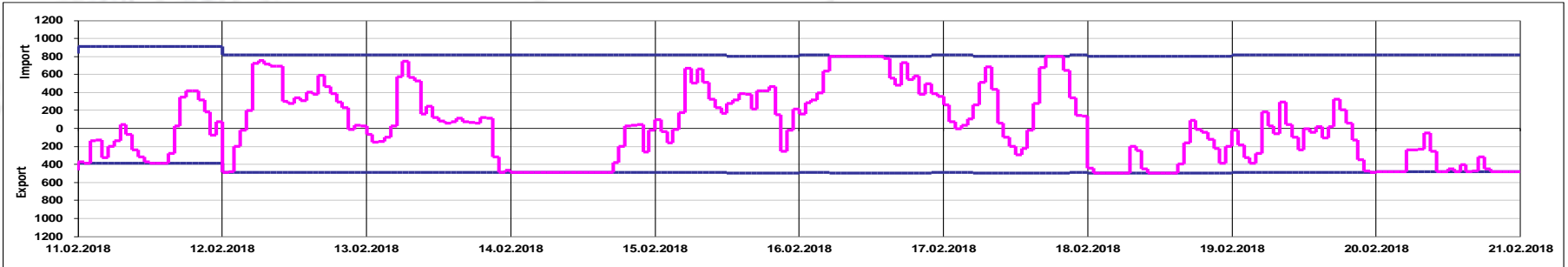
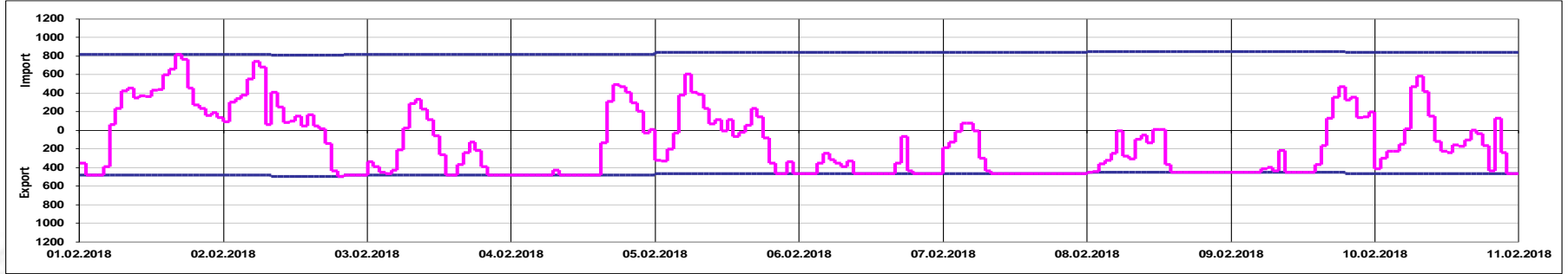


Hungary February 2018



Daily implicit Auctions on Romanian – Hungarian border

Hungary February 2018



Offered Capacity on Daily Auction [MW]

Net Position Border RO – HU [MWh]

Public

Daily implicit Auctions on Romanian – Hungarian border

DAM Prices RO [Euro/MWh]

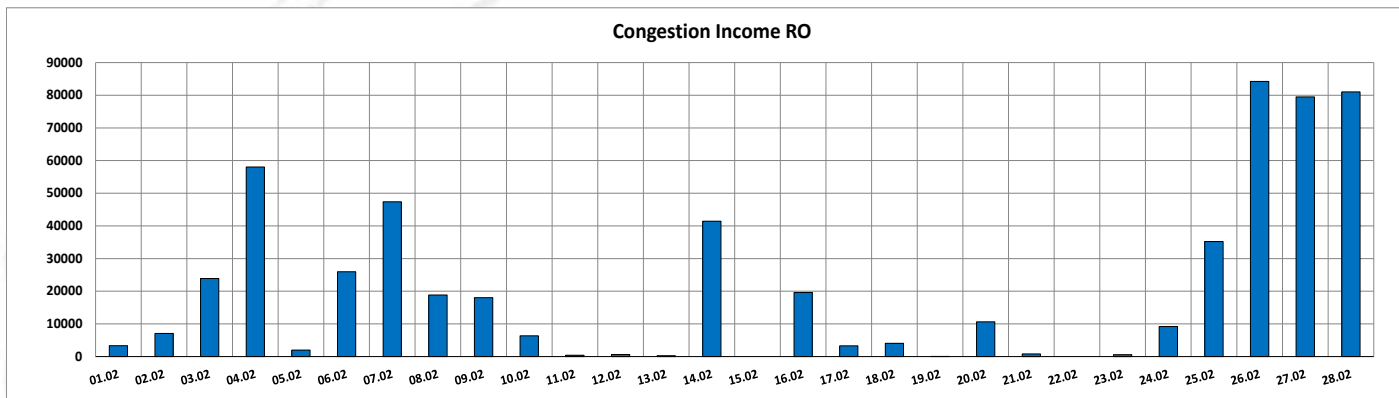
Day	1	2	3	4	5	6	7	8	9	10	11	12	13	14	15	16	17	18	19	20	21	22	23	24	Max
1	22.63	21.52	13.13	12.91	19.50	24.70	34.41	39.05	40.31	40.45	40.99	43.89	45.10	44.08	40.45	40.81	42.39	45.71	47.00	44.70	40.70	36.06	34.93	31.00	47.00
2	30.78	29.78	28.94	27.77	29.14	32.72	39.90	49.31	50.00	48.82	47.00	45.88	44.70	43.31	43.27	43.94	45.35	49.83	52.89	48.97	42.94	35.94	30.05	25.24	52.89
3	32.92	31.38	31.04	28.86	29.43	30.98	31.58	36.14	41.00	44.26	44.85	44.73	43.24	40.39	38.09	37.95	39.95	44.67	47.67	43.99	31.58	13.32	0.21	0.02	47.67
4	5.37	4.30	6.45	6.45	9.89	17.99	21.49	28.96	15.05	10.75	7.74	6.45	7.74	10.75	29.88	31.99	35.00	42.34	46.00	43.60	38.84	34.53	34.62	31.81	46.00
5	31.53	31.06	30.00	30.01	30.15	35.00	44.92	56.01	58.90	56.30	52.99	51.37	49.09	49.89	49.49	51.00	53.98	61.37	63.72	58.67	49.22	40.41	42.00	35.92	63.72
6	27.73	21.28	23.99	29.88	31.75	38.47	47.18	61.49	65.91	58.99	51.37	49.22	49.22	44.94	44.28	50.29	58.87	64.48	66.50	53.73	48.15	24.72	29.88	20.85	66.50
7	34.31	29.34	18.77	14.16	20.93	35.51	41.95	57.71	58.26	47.25	40.56	37.31	40.56	38.41	39.19	43.15	51.35	49.41	42.72	38.41	24.81	29.99	20.93	58.26	
8	20.89	19.39	18.74	19.39	20.89	29.94	39.69	58.16	63.98	61.52	57.94	50.50	47.89	47.48	42.65	43.73	49.33	60.18	57.51	48.25	40.50	18.74	29.94	18.74	63.98
9	29.85	20.84	16.71	15.04	18.69	31.89	37.00	49.77	51.79	45.98	40.40	40.40	40.40	40.40	41.40	42.95	47.02	52.01	51.36	48.22	42.30	39.79	39.17	37.06	52.01
10	35.50	34.17	33.60	33.40	33.49	33.70	34.00	36.90	41.25	44.27	43.64	42.68	41.53	39.41	38.25	38.00	40.00	44.41	46.00	42.50	35.31	31.97	17.19	12.46	46.00
11	15.00	10.74	3.43	2.15	5.00	3.43	1.30	3.03	8.34	11.42	12.00	12.00	11.29	10.74	11.81	12.95	15.00	24.04	28.99	27.99	25.71	22.79	21.92	14.38	28.99
12	12.46	13.35	10.31	10.74	14.80	21.48	33.80	41.49	42.94	42.69	40.22	38.07	39.09	38.51	39.24	40.89	42.85	47.15	51.33	47.43	42.85	37.19	35.15	30.84	51.33
13	32.91	31.80	31.70	31.40	32.00	33.64	40.95	51.13	50.82	49.32	45.96	44.93	46.42	43.15	43.19	42.92	44.83	49.99	54.03	47.66	42.85	38.30	36.02	33.40	54.03
14	29.87	21.49	13.97	11.39	12.89	34.17	39.27	49.01	46.63	42.87	38.25	36.10	36.10	31.59	21.49	25.57	36.10	47.20	49.15	42.88	38.50	33.92	30.40	27.00	49.15
15	27.50	25.15	22.88	22.19	22.55	25.28	31.92	39.43	38.88	38.96	35.65	34.30	33.99	34.28	36.07	39.80	40.60	47.00	47.75	44.02	41.66	36.50	34.99	31.38	47.75
16	30.48	29.30	28.99	28.49	28.99	41.86	47.01	49.15	49.15	50.23	49.15	45.93	45.93	42.82	36.87	38.90	42.81	47.78	50.96	48.09	44.60	41.00	39.29	35.55	50.96
17	37.10	35.49	34.80	34.43	34.30	34.75	35.50	38.50	41.63	45.00	46.02	45.36	44.24	41.00	38.36	38.84	40.03	49.14	50.22	49.14	43.92	40.20	39.12	36.37	50.22
18	35.81	33.90	32.90	32.00	32.00	32.00	32.50	33.50	33.65	36.77	35.84	33.20	31.60	29.20	30.05	32.40	34.63	42.42	47.40	45.65	41.76	38.50	38.40	35.00	47.40
19	33.20	32.50	32.46	32.30	32.99	35.69	44.94	53.90	57.00	55.85	53.00	51.19	48.15	47.61	48.02	49.25	53.01	57.00	60.46	58.98	52.00	44.65	42.56	38.20	60.46
20	38.42	29.83	29.83	29.83	34.12	39.50	47.39	58.99	61.77	60.00	57.30	53.95	52.92	51.29	50.20	50.43	51.70	56.50	60.21	55.90	49.15	42.82	40.10	34.12	61.77
21	38.35	35.47	34.11	34.11	35.42	39.58	46.60	59.16	61.05	59.33	54.82	50.00	49.50	48.52	48.40	48.37	50.77	56.87	64.70	62.00	51.31	43.43	42.17	38.50	64.70
22	37.90	37.10	36.11	35.75	36.22	38.93	46.90	57.91	59.85	58.55	52.94	47.96	47.83	45.03	45.01	45.65	48.15	55.63	59.63	55.00	46.40	42.41	40.00	36.69	59.85
23	37.71	35.17	36.79	36.43	38.02	40.00	49.98	61.51	62.50	62.28	61.49	61.58	60.98	59.01	57.93	57.84	60.29	73.17	71.72	65.37	52.58	40.77	38.29	35.10	73.17
24	35.60	34.52	34.10	33.24	33.07	33.00	38.82	44.07	51.14	52.74	56.73	57.02	51.57	46.63	43.19	40.18	46.03	57.37	53.30	48.13	39.02	29.60	17.19	9.45	57.37
25	25.53	11.81	8.59	7.73	10.31	10.74	17.19	31.58	31.58	32.09	31.90	31.12	29.20	25.60	25.58	28.41	33.00	41.67	47.91	45.50	42.70	39.42	15.87	6.44	47.91
26	17.61	9.45	6	4.94	7.73	36.98	53.06	69.01	65.70	59.72	53.06	48.12	45.97	39.09	40.17	36.52	42.96	57.36	61.52	52.20	38.67	1.07	0.21	0.21	69.01
27	6.44	4.30	2.15	4.30	10.74	41.70	49.19	64.01	71.91	58.21	49.19	48.12	49.19	48.12	48.12	50.27	49.19	60.31	70.99	72.61	68.53	51.09	47.22	39.00	72.61
28	36.00	33.00	15.02	10.94	10.94	34.11	42.44	49.13	55.13	52.99	49.13	46.98	44.84	42.80	38.62	38.19	42.80	52.99	55.35	50.20	42.80	6.65	6.44	0.19	55.35

Average **38.27 EUR/MWh**

Congestion Prices [Euro/MWh]

Day	1	2	3	4	5	6	7	8	9	10	11	12	13	14	15	16	17	18	19	20	21	22	23	24	Max	
1	-	-	6.93	4.31	-	-	-	-	-	-	-	-	-	-	-	-	1.50	-	-	-	-	-	-	-	6.93	
2	-	-	-	-	-	-	-	-	-	-	-	-	-	-	-	-	-	-	-	0.93	1.52	5.39	9.95	11.29	11.29	
3	-	-	-	-	-	-	-	-	-	-	-	-	-	0.42	0.21	-	-	-	-	-	8.16	22.76	35.69	31.37	35.69	
4	24.84	23.28	16.62	11.67	10.44	2.32	5.71	-	16.38	23.05	26.85	29.41	26.33	21.21	1.21	-	-	-	-	-	-	-	-	-	29.41	
5	-	-	-	-	-	-	-	-	-	-	-	-	-	-	-	-	-	-	-	-	-	2.90	5.47	-	0.09	5.47
6	7.29	10.09	5.42	-	-	-	-	-	-	4.71	8.23	6.42	2.28	4.92	5.71	2.27	-	-	-	7.68	2.85	18.35	10.12	15.44	18.35	
7	-	-	-	-	-	-	-	-	5.28	14.58	17.41	15.92	11.44	12.29	12.14	13.23	11.81	10.64	16.60	17.18	9.32	16.13	7.71	12.07	17.41	
8	1.27	-	-	-	-	-	-	-	-	-	-	-	-	-	4.58	5.60	3.26	0.30	7.05	8.38	5.70	21.36	8.56	16.70	21.36	
9	3.93	12.61	15.15	16.31	12.69	-	-	-	-	3.82	8.00	4.60	2.20	-	-	-	-	-	-	-	-	-	-	-	16.31	
10	-	-	-	-	-	-	-	-	-	-	-	-	-	-	-	-	-	-	-	-	-	-	-	13.22	14.04	14.04
11	-	0.68	-	-	-	-	-	-	-	-	-	-	-	1.26	0.19	-	-	-	-	-	-	-	-	-	-	1.26
12	2.52	-	-	-	-	-	-	-	-	-	-	-	-	-	-	-	-	-	-	-	-	-	-	-	2.52	
13	-	-	-	-	-	-	-	-	-	-	-	-	-	-	-	-	-	-	-	-	-	-	-	1.15	1.15	
14	4.36	12.27	19.27	20.93	20.54	0.58	3.19	2.87	7.56	7.58	8.32	6.41	3.90	7.41	19.43	18.39	7.91	-	-	-	-	-	-	-	20.93	
15	-	-	-	-	-	-	-	-	-	-	-	-	-	-	-	-	-	-	-	-	-	-	-	-	0.00	
16	-	-	-	-	-	10.20	9.78	4.15	4.06	3.17	4.67	2.88	5.27	4.57	-	-	-	-	-	-	-	-	-	-	10.20	
17	-	-	-	-	-	-	-	-	-	-	-	-	-	-	-	-	-	4.44	1.72	2.04	-	-	-	-	4.44	
18	-	0.90	0.78	1.35	0.79	1.29	0.25	-	-	-	0.16	3.67	2.90	2.80	1.44	-	-	-	-	-	-	-	-	-	3.67	
19	-	-	-	-	-	-	-	-	-	-	-	-	-	-	-	-	-	-	-	-	-	-	-	-	0.20	
20	2.50	9.44	9.17	8.72	3.88	-	-	-	-	-	0.50	1.75	-	0.21	-	0.67	-	-	-	-	-	1.45	1.81	0.70	3.50	9.44
21	-	1.62	1.62	-	-	-	-	-	-	-	-	-	-	-	-	-	-	-	-	-	-	-	-	-	1.62	
22	-	-	-	-	-	-	-	-	-	-	-	-	-	-	-	-	-	-	-	-	-	-	-	-	0.00	
23	-	2.45	-	-	-	-	-	-	-	-	-	-	-	-	-	-	-	-	-	-	-	-	-	-	2.45	
24	-	-	-	-	-	-	-	-	-	-	-	-	-	-	-	-	-	-	-	-	-	-	-	13.82	17.65	17.65
25	-	13.43	17.49	18.37	16.59	16.36	11.56	0.42	-	-	-	-	-	-	-	-	-	-	-	-	-	-	0.11	22.75	28.12	28.12
26	13.97	22.00	25	26.59	23.71	-	2.41	-	-	1.28	2.76	2.63	1.00	6.89	6.81	15.20	12.72	7.05	11.18	15.33	20.33	50.48	44.06	39.41	50.48	
27	33.50	34.52	35.65	32.54	26.96	-	4.81	8.78	-	4.56	8.91	31.88	10.89	10.27	11.04	7.88	16.85	29.71	15.05	7.39	3.53	-	-	-	35.65	
28	-	2.36	19.98	23.31	23.92	3.29	3.57	8.53	-	2.20	10.50	11.02	20.16	12.20	14.38	15.89	9.20	7.41	6.29	7.65	15.91	46.38	34.23	37.02	46.38	

Average **10.87 EUR/MWh**

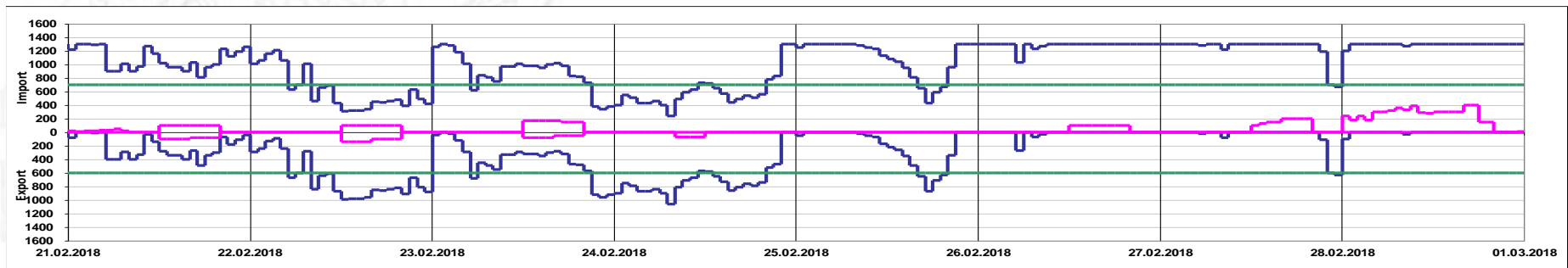
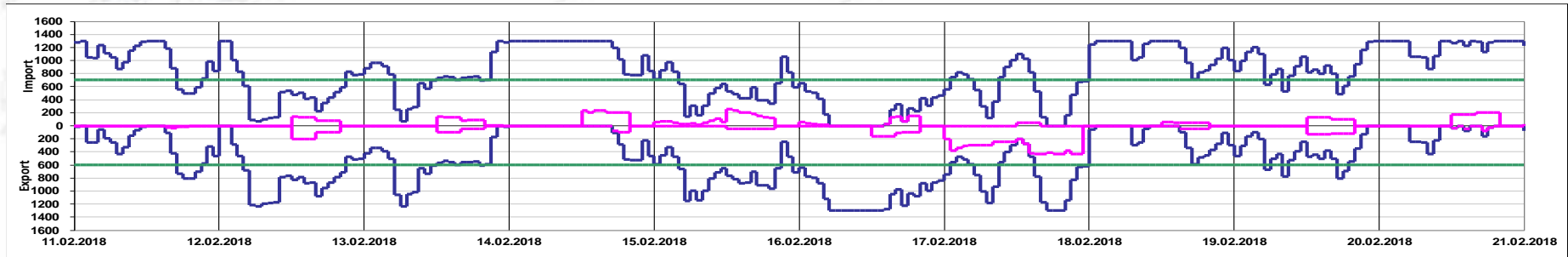
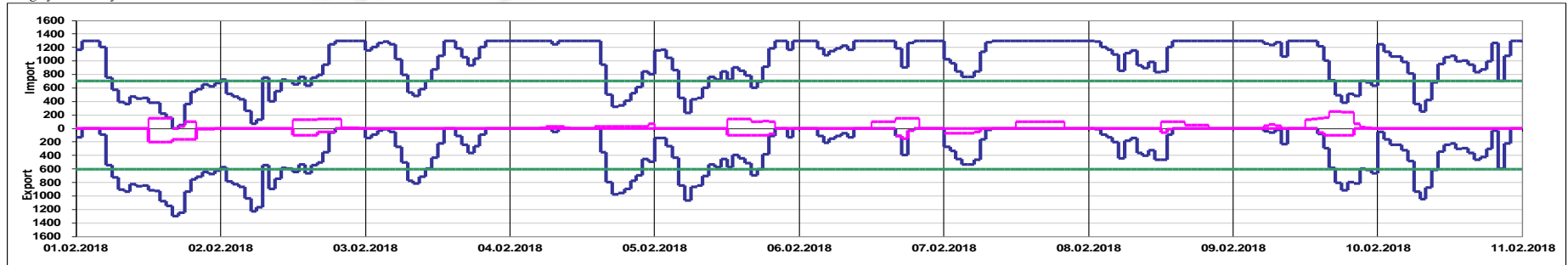


Day	Congestion Income border RO-HU [Euro]	Congestion Income RO [Euro]
01.02	6674	3337
02.02	14113	7057
03.02	47826	23913
04.02	116070	58035
05.02	3934	1967
06.02	51978	25989
07.02	94744	47372
08.02	37656	18828
09.02	36086	18043
10.02	12676	6338
11.02	831	415
12.02	1222	611
13.02	558	279
14.02	82896	41448
15.02	0	0
16.02	39244	19622
17.02	6601	3301
18.02	8083	4042
19.02	97	49
20.02	21264	10632
21.02	1571	786
22.02	0	0
23.02	1188	594
24.02	18410	9205
25.02	70422	35211
26.02	168427	84214
27.02	158992	79496
28.02	162085	81042
Total	1163647	581824

Daily Income [Euro]		Remuneration UIOSI [Euro]	
RO-HU	HU-RO	RO-HU	HU-RO
1116580	47067	999956	36824
1163647		1036779	

TSO Income (Z-R) [Euro]	RO TSO Income (Z-R) [Euro]
126868	63434

Hungary February 2018



Offered Capacity on Intraday Auction Import (+) / Export (-) [MW]

Allocated Capacity on Intraday Auction Import (+) / Export (-) [MW]

Net Transfer Capacity (NTC) Import (+) / Export (-) [MW]

Auction Price [Euro/MWh] - Export

Day	1	2	3	4	5	6	7	8	9	10	11	12	13	14	15	16	17	18	19	20	21	22	23	24	Max
1	0.00	-	-	-	0.00	0.00	0.00	0.00	0.00	0.00	0.00	0.00	0.00	0.00	0.00	0.00	0.00	0.00	0.00	0.00	0.00	0.00	0.00	0.00	0.00
2	0.00	0.00	0.00	0.00	0.00	0.00	0.00	0.00	0.00	0.00	0.00	0.00	0.00	0.00	0.00	0.00	0.00	0.00	0.00	-	-	-	-	-	0.00
3	0.00	0.00	0.00	0.00	0.00	0.00	0.00	0.00	0.00	0.00	0.00	0.00	0.00	-	-	0.00	0.00	0.00	0.00	0.00	-	-	-	-	0.00
4	-	-	-	-	-	-	-	0.00	-	-	-	-	-	-	-	0.00	0.00	0.00	0.00	0.00	0.00	0.00	0.00	0.00	0.00
5	0.00	0.00	0.00	0.00	0.00	0.00	0.00	0.00	0.00	0.00	0.00	0.00	0.00	0.00	0.00	0.00	0.00	0.00	0.00	0.00	-	-	0.00	0.00	0.00
6	-	-	-	0.00	0.00	0.00	0.00	0.00	0.00	-	-	-	-	-	-	-	0.01	0.00	0.10	-	-	-	-	-	0.10
7	0.00	0.00	0.00	0.00	0.00	0.00	0.00	0.00	-	-	-	-	-	-	-	-	-	-	-	-	-	-	-	-	0.00
8	-	0.00	0.00	0.00	0.00	0.00	0.00	0.00	0.00	0.00	0.00	0.00	0.00	0.00	-	-	-	-	-	-	-	-	-	-	0.00
9	-	-	-	-	-	0.00	0.00	0.00	0.00	-	-	-	-	-	0.00	0.00	0.00	0.00	0.00	0.00	0.00	0.00	0.00	0.00	0.00
10	0.00	0.00	0.00	0.00	0.00	0.00	0.00	0.00	0.00	0.00	0.00	0.00	0.00	0.00	0.00	0.00	0.00	0.00	0.00	0.00	0.00	0.00	-	-	0.00
11	0.00	-	0.00	0.00	0.00	0.00	0.00	0.00	0.00	0.00	0.00	0.00	0.00	-	-	0.00	0.00	0.00	0.00	0.00	0.00	0.00	0.00	0.00	0.00
12	-	0.00	0.00	0.00	0.00	0.00	0.00	0.00	0.00	0.00	0.00	0.00	0.00	0.00	0.00	0.00	0.00	0.00	0.00	0.00	0.00	0.00	0.00	0.00	0.00
13	0.00	0.00	0.00	0.00	0.00	0.00	0.00	0.00	0.00	0.00	0.00	0.00	0.00	0.00	0.00	0.00	0.00	0.00	0.00	0.00	0.00	0.00	-	0.00	0.00
14	-	-	-	-	-	-	-	-	-	-	-	-	-	-	-	-	-	0.00	0.00	0.00	0.00	0.00	0.00	0.00	0.00
15	0.00	0.00	0.00	0.00	0.00	0.00	0.00	0.00	0.00	0.00	0.00	0.00	0.00	0.00	0.00	0.00	0.00	0.00	0.00	0.00	0.00	0.00	0.00	0.00	0.00
16	0.00	0.00	0.00	0.00	0.00	0.00	0.00	0.00	0.00	0.00	0.00	0.00	0.00	0.00	0.00	0.00	0.00	0.00	0.00	0.00	0.00	0.00	0.00	0.00	0.00
17	0.00	0.00	0.00	0.00	0.00	0.00	0.00	0.00	0.00	0.00	0.00	0.00	6.50	5.00	0.00	0.00	0.00	0.00	0.00	0.00	0.00	0.00	0.00	0.00	6.50
18	0.00	-	-	-	-	-	-	0.00	0.00	0.00	-	-	-	-	-	0.00	0.00	0.00	0.00	0.00	0.00	0.00	0.00	0.00	0.00
19	0.00	0.00	0.00	0.00	0.00	0.00	0.00	0.00	0.00	0.00	0.00	0.00	0.00	0.00	0.00	0.00	0.00	0.00	0.00	0.00	0.00	0.00	0.00	-	0.00
20	-	-	-	-	-	0.00	0.00	0.00	0.00	0.00	-	-	0.00	-	0.00	-	0.00	0.00	0.00	0.00	-	-	-	-	0.00
21	0.00	-	-	0.00	0.00	0.00	0.00	0.00	0.00	0.00	0.00	0.00	0.00	0.00	0.00	0.00	0.00	0.00	0.00	0.00	0.00	0.00	0.00	0.00	0.00
22	0.00	0.00	0.00	0.00	0.00	0.00	0.00	0.00	0.00	0.00	0.00	0.00	0.00	0.00	0.00	0.00	0.00	0.00	0.00	0.00	0.00	0.00	0.00	0.00	0.00
23	0.00	-	0.00	0.00	0.00	0.00	0.00	0.00	0.00	0.00	0.00	0.00	0.00	0.00	0.00	0.00	0.00	0.00	0.00	0.00	0.00	0.00	0.00	0.00	0.00
24	0.00	0.00	0.00	0.00	0.00	0.00	0.00	0.00	0.00	0.00	0.00	0.00	0.00	0.00	0.00	0.00	0.00	0.00	0.00	0.00	0.00	0.00	-	-	0.00
25	0.00	-	-	-	-	-	-	-	0.00	0.00	0.00	0.00	0.00	0.00	0.00	0.00	0.00	0.00	0.00	0.00	0.00	-	-	-	0.00
26	-	-	-	-	-	0.00	-	0.00	0.00	-	-	-	-	-	-	-	-	-	-	-	-	-	-	-	0.00
27	-	-	-	-	-	0.00	-	-	0.00	-	-	-	-	-	-	-	-	-	-	-	-	-	0.00	0.00	0.00
28	0.00	-	-	-	-	-	-	-	0.00	-	-	-	-	-	-	-	-	-	-	-	-	-	-	-	0.00

Hungary February 2018

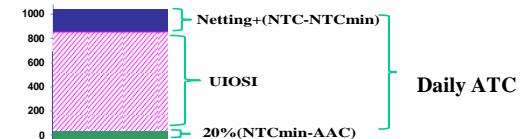
Auction Price [Euro/MWh] - Import

Day	1	2	3	4	5	6	7	8	9	10	11	12	13	14	15	16	17	18	19	20	21	22	23	24	Max	
1	0.00	0.00	0.00	0.00	0.00	0.00	0.00	0.00	0.00	0.00	0.00	0.00	0.00	0.00	0.00	0.00	-	0.00	0.00	0.00	0.00	0.00	0.00	0.00	0.00	0.00
2	0.00	0.00	0.00	0.00	0.00	0.00	0.00	0.00	0.00	0.00	0.00	0.00	0.00	0.00	0.00	0.00	0.00	0.00	0.00	0.00	0.00	0.00	0.00	0.00	0.00	0.00
3	0.00	0.00	0.00	0.00	0.00	0.00	0.00	0.00	0.00	0.00	0.00	0.00	0.00	0.00	0.00	0.00	0.00	0.00	0.00	0.00	0.00	0.00	0.00	0.00	0.00	0.00
4	0.00	0.00	0.00	0.00	0.00	0.00	0.00	0.00	0.00	0.00	0.00	0.00	0.00	0.00	0.00	0.00	0.00	0.00	0.00	0.00	0.00	0.00	0.00	0.00	0.00	0.00
5	0.00	0.00	0.00	0.00	0.00	0.00	0.00	0.00	0.00	0.00	0.00	0.00	0.00	0.00	0.00	0.00	0.00	0.00	0.00	0.00	0.00	0.00	0.00	0.00	0.00	0.00
6	0.00	0.00	0.00	0.00	0.00	0.00	0.00	0.00	0.00	0.00	0.00	0.00	0.00	0.00	0.00	0.00	0.00	0.00	0.00	0.00	0.00	0.00	0.00	0.00	0.00	0.00
7	0.00	0.00	0.00	0.00	0.00	0.00	0.00	0.00	0.00	0.00	0.00	0.00	0.00	0.00	0.00	0.00	0.00	0.00	0.00	0.00	0.00	0.00	0.00	0.00	0.00	0.00
8	0.00	0.00	0.00	0.00	0.00	0.00	0.00	0.00	0.00	0.00	0.00	0.00	0.00	0.00	0.00	0.00	0.00	0.00	0.00	0.00	0.00	0.00	0.00	0.00	0.00	0.00
9	0.00	0.00	0.00	0.00	0.00	0.00	0.00	0.00	0.00	0.00	0.00	0.00	0.00	0.00	0.00	0.00	0.00	0.00	0.00	0.00	0.00	0.00	0.00	0.00	0.00	0.00
10	0.00	0.00	0.00	0.00	0.00	0.00	0.00	0.00	0.00	0.00	0.00	0.00	0.00	0.00	0.00	0.00	0.00	0.00	0.00	0.00	0.00	0.00	0.00	0.00	0.00	0.00
11	0.00	0.00	0.00	0.00	0.00	0.00	0.00	0.00	0.00	0.00	0.00	0.00	0.00	0.00	0.00	0.00	0.00	0.00	0.00	0.00	0.00	0.00	0.00	0.00	0.00	0.00
12	0.00	0.00	0.00	0.00	0.00	0.00	0.00	0.00	0.00	0.00	0.00	0.00	0.00	0.00	0.00	0.00	0.00	0.00	0.00	0.00	0.00	0.00	0.00	0.00	0.00	0.00
13	0.00	0.00	0.00	0.00	0.00	0.00	0.00	0.00	0.00	0.00	0.00	0.00	0.00	0.00	0.00	0.00	0.00	0.00	0.00	0.00	0.00	0.00	0.00	0.00	0.00	0.00
14	0.00	0.00	0.00	0.00	0.00	0.00	0.00	0.00	0.00	0.00	0.00	0.00	0.00	0.00	0.00	0.00	0.00	0.00	0.00	0.00	0.00	0.00	0.00	0.00	0.00	0.00
15	0.00	0.00	0.00	0.00	0.00	0.00	0.00	0.00	0.00	0.00	0.00	0.00	0.00	0.00	0.00	0.00	0.00	0.00	0.00	0.00	0.00	0.00	0.00	0.00	0.00	0.00
16	0.00	0.00	0.00	0.00	0.00	-	-	-	-	-	-	-	-	-	0.10	0.00	0.00	0.02	0.00	0.00	0.00	0.00	0.00	0.00	0.00	0.10
17	0.00	0.00	0.00	0.00	0.00	0.00	0.00	0.00	0.00	0.00	0.00	0.00	0.00	0.00	0.00	0.00	0.00	-	-	-	0.00	0.00	0.00	0.00	0.00	
18	0.00	0.00	0.00	0.00	0.00	0.00	0.00	0.00	0.00	0.00	0.00	0.00	0.00	0.00	0.00	0.00	0.00	0.00	0.00	0.00	0.00	0.00	0.00	0.00	0.00	0.00
19	0.00	0.00	0.00	0.00	0.00	0.00	0.00	0.00	0.00	0.00	0.00	0.00	0.00	0.00	0.00	0.00	0.00	0.00	0.00	0.00	0.00	0.00	0.00	0.00	0.00	0.00
20	0.00	0.00	0.00	0.00	0.00	0.00	0.00	0.00	0.00	0.00	0.00	0.00	0.00	0.00	0.00	0.00	0.00	0.00	0.00	0.00	0.00	0.00	0.00	0.00	0.00	0.00
21	0.00	0.00	0.00	0.00	0.00	0.00	0.00	0.00	0.00	0.00	0.00	0.00	0.00	0.00	0.00	0.00	0.00	0.00	0.00	0.00	0.00	0.00	0.00	0.00	0.00	0.00
22	0.00	0.00	0.00	0.00	0.00	0.00	0.00	0.00	0.00	0.00	0.00	0.00	0.00	0.00	0.00	0.00	0.00	0.00	0.00	0.00	0.00	0.00	0.00	0.00	0.00	0.00
23	0.00	0.00	0.00	0.00	0.00	0.00	0.00	0.00	0.00	0.00	0.00	0.00	0.00	0.00	0.00	0.00	0.00	0.00	0.00	0.00	0.00	0.00	0.00	0.00	0.00	0.00
24	0.00	0.00	0.00	0.00	0.00	0.00	0.00	0.00	0.00	0.00	0.00	0.00	0.00	0.00	0.00	0.00	0.00	0.00	0.00	0.00	0.00	0.00	0.00	0.00	0.00	0.00
25	0.00	0.00	0.00	0.00	0.00	0.00	0.00	0.00	0.00	0.00	0.00	0.00	0.00	0.00	0.00	0.00	0.00	0.00	0.00	0.00	0.00	0.00	0.00	0.00	0.00	0.00
26	0.00	0.00	0.00	0.00	0.00	0.00	0.00	0.00	0.00	0.00	0.00	0.00	0.00	0.00	0.00	0.00	0.00	0.00	0.00	0.00	0.00	0.00	0.00	0.00	0.00	0.00
27	0.00	0.00	0.00	0.00	0.00	0.00	0.00	0.00	0.00	0.00	0.00	0.00	0.00	0.00	0.00	0.00	0.00	0.00	0.00	0.00	0.00	0.00	0.00	0.00	0.00	0.00
28	0.00	0.00	0.00	0.00	0.00	0.00	0.00	0.00	0.00	0.00	0.00	0.00	0.00	0.00	0.00	0.00	0.00	0.00	0.00	0.00	0.00	0.00	0.00	0.00	0.00	0.00

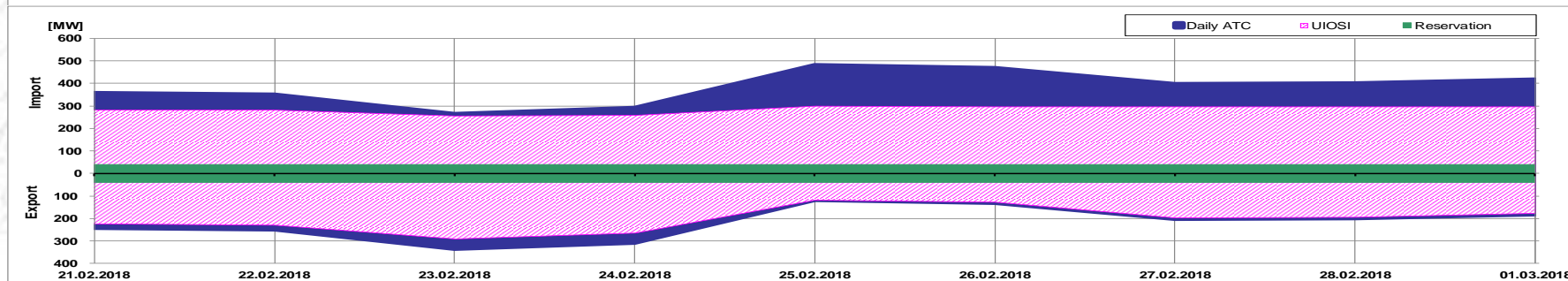
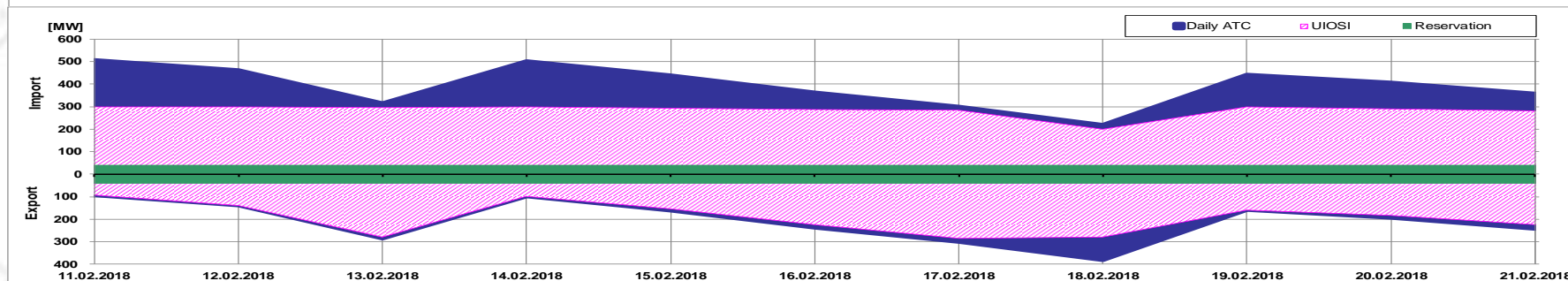
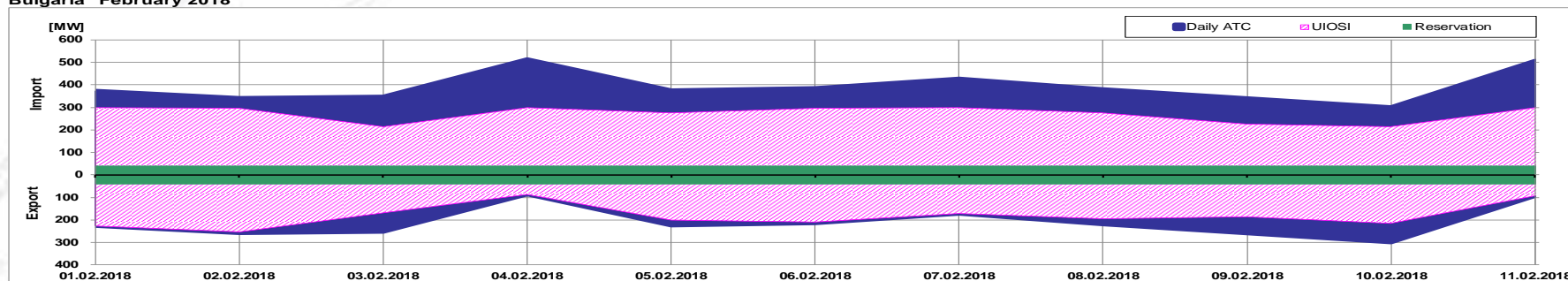
Hungary February 2018

Daily Auctions on Romanian – Bulgarian border

Reserved Capacity [MW] average value		Unused Capacity [MW] average value	
RO-BG	BG-RO	RO-BG	BG-RO
40	40	165	236

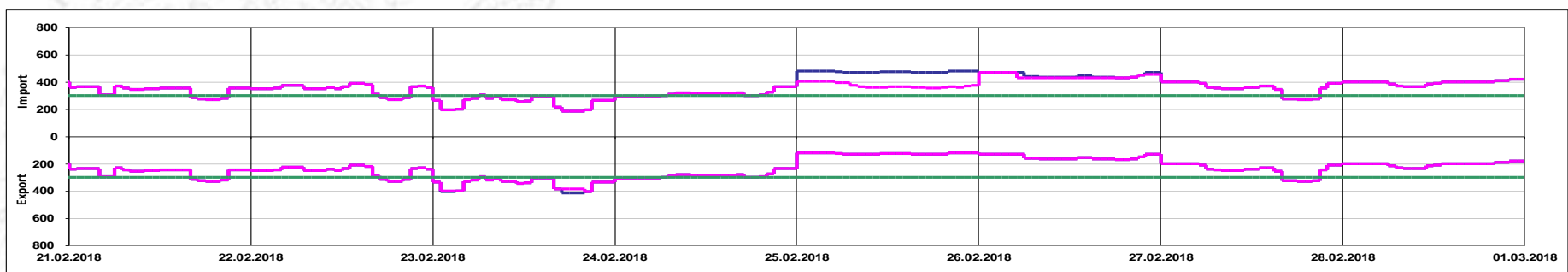
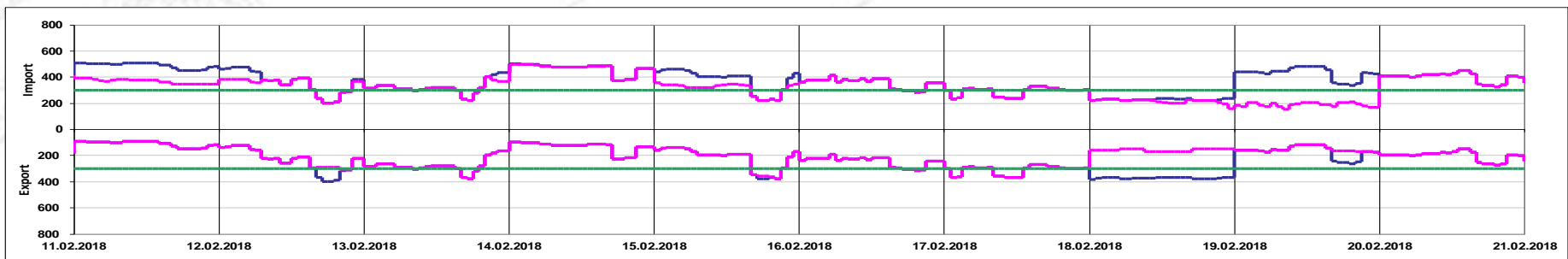
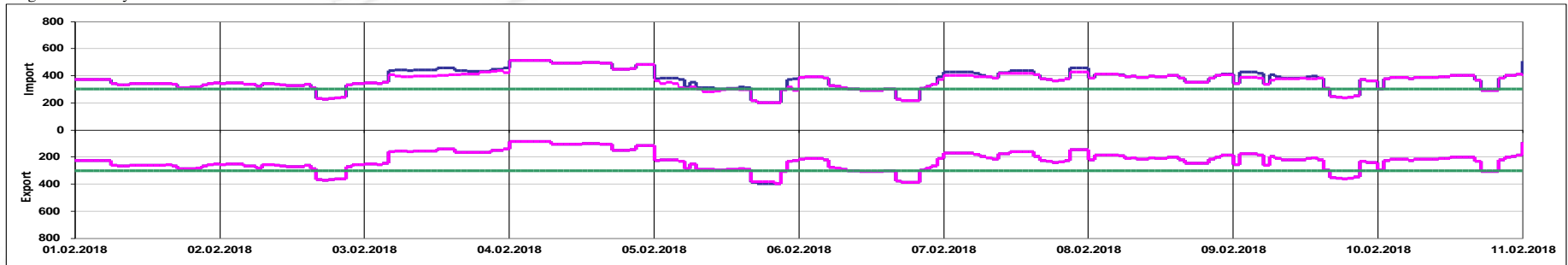


Bulgaria February 2018



Daily Auctions on Romanian – Bulgarian border

Bulgaria February 2018



Offered Capacity on Daily Auction Import (+) / Export (-) [MW]

Allocated Capacity on Daily Auction Import (+) / Export (-) [MW]

Net Transfer Capacity (NTC) Import (+) / Export (-) [MW]

Auction Price [Euro/MWh] – Export

Day	1	2	3	4	5	6	7	8	9	10	11	12	13	14	15	16	17	18	19	20	21	22	23	24	Max
1	3.42	4.12	4.32	5.38	6.59	4.49	2.78	0.41	0.55	0.41	0.41	0.41	0.41	0.41	0.41	0.41	0.41	0.26	0.26	0.26	0.26	0.38	1.03	0.99	6.59
2	0.11	0.19	0.19	0.26	0.26	0.26	0.16	0.16	0.23	0.23	0.23	0.23	0.23	0.16	0.16	0.16	0.06	0.05	0.05	0.05	0.19	0.56	0.56	2.49	2.49
3	0.69	0.69	1.33	1.40	2.55	2.55	1.55	1.55	1.55	1.55	1.55	1.55	3.55	3.79	3.55	4.11	5.22	8.11	8.11	5.11	15.55	12.55	12.55	14.55	15.55
4	10.94	12.00	14.55	14.55	14.55	8.00	3.10	2.00	2.00	2.00	3.17	3.73	3.00	3.05	2.61	1.00	0.34	0.06	0.06	0.06	0.24	0.55	0.56	1.11	14.55
5	0.09	0.09	0.11	0.11	0.23	0.08	0.09	0.08	0.08	0.08	0.08	0.08	0.08	0.08	0.08	0.08	0.00	0.00	0.00	0.00	0.02	0.07	0.17	0.17	0.23
6	0.09	0.12	0.12	0.12	0.09	0.05	0.05	0.07	0.07	0.07	0.07	0.05	0.05	0.05	0.07	0.07	0.01	0.01	0.01	0.01	0.07	0.07	0.12	0.33	0.33
7	2.46	2.90	7.31	10.00	8.89	2.50	5.00	6.40	6.79	9.90	10.50	12.38	12.10	12.38	12.20	9.19	9.35	1.30	10.00	10.00	7.37	12.38	15.00	15.00	15.00
8	10.00	4.00	5.00	5.00	5.00	4.00	8.24	6.58	6.66	6.58	6.86	1.63	1.15	3.30	6.60	6.04	3.33	3.33	3.68	1.11	2.11	5.35	7.82	9.31	10.00
9	3.45	7.53	6.24	5.60	4.55	1.33	1.33	1.33	1.33	1.33	1.33	1.33	1.11	1.11	0.55	0.26	0.13	0.19	0.14	0.14	0.14	0.42	0.30	0.59	7.53
10	0.05	0.15	0.15	0.15	0.15	0.15	0.15	0.15	0.16	0.16	0.16	0.16	0.22	0.22	0.22	0.22	0.15	0.06	0.07	0.11	0.54	1.00	2.65	3.72	3.72
11	8.57	8.75	6.61	8.56	8.89	8.17	8.75	8.75	10.85	10.85	10.85	10.50	9.85	7.74	5.30	4.11	1.07	0.41	0.44	0.46	0.59	1.06	1.55	1.55	10.85
12	0.42	0.42	0.44	0.44	0.44	0.25	0.25	0.15	0.15	0.15	0.06	0.06	0.15	0.16	0.16	0.06	0.00	0.00	0.00	0.00	0.00	0.00	0.09	0.09	0.44
13	0.18	0.18	0.21	0.21	0.21	0.16	0.16	0.16	0.16	0.18	0.18	0.18	0.16	0.18	0.18	0.16	0.06	0.01	0.09	0.16	1.00	1.50	1.55	2.00	2.00
14	4.80	8.00	9.60	9.60	10.00	6.66	7.00	5.43	5.55	5.55	6.00	5.55	5.88	6.00	6.00	4.15	3.88	3.20	3.20	3.20	3.20	1.60	3.00	3.00	10.00
15	0.88	1.55	1.55	1.99	1.55	0.88	0.36	0.33	0.28	0.23	0.23	0.18	0.18	0.17	0.17	0.17	0.01	0.00	0.00	0.00	0.01	0.16	0.17	0.18	1.99
16	0.22	0.27	0.27	0.27	0.27	0.33	0.22	0.27	0.27	0.27	0.33	0.22	0.22	0.27	0.22	0.13	0.11	0.11	0.11	0.11	0.11	0.22	0.22	0.22	0.33
17	0.06	0.03	0.03	0.06	0.07	0.06	0.06	0.07	0.05	0.05	0.05	0.05	0.05	0.07	0.12	0.09	0.09	0.07	0.07	0.06	0.06	0.06	0.06	0.06	0.12
18	0.00	0.00	0.00	0.00	0.00	0.00	0.00	0.00	0.00	0.00	0.00	0.00	0.00	0.00	0.00	0.00	0.00	0.00	0.00	0.00	0.00	0.00	0.00	0.00	0.00
19	0.13	0.13	0.18	0.18	0.13	0.13	0.05	0.05	0.05	0.05	0.05	0.05	0.05	0.05	0.00	0.05	0.00	0.00	0.00	0.00	0.00	0.05	0.13	0.05	0.18
20	0.24	0.27	0.27	0.27	0.27	0.27	0.26	0.38	0.54	0.54	0.77	0.54	0.77	0.87	0.87	0.54	0.11	0.09	0.09	0.09	0.09	0.27	0.27	0.27	0.87
21	0.54	0.87	0.57	0.57	0.22	0.22	0.38	0.27	0.27	0.38	0.27	0.27	0.27	0.27	0.27	0.24	0.22	0.19	0.19	0.19	0.11	0.22	0.22	0.22	0.87
22	0.16	0.17	0.17	0.17	0.17	0.17	0.17	0.19	0.23	0.23	0.27	0.27	0.27	0.27	0.27	0.27	0.17	0.16	0.11	0.11	0.11	0.17	0.19	0.19	0.27
23	0.03	0.00	0.00	0.00	0.03	0.05	0.06	0.05	0.06	0.05	0.05	0.02	0.02	0.06	0.06	0.05	0.00	0.00	0.00	0.00	0.01	0.05	0.05	0.05	0.06
24	0.06	0.06	0.06	0.06	0.06	0.06	0.06	0.06	0.06	0.06	0.06	0.06	0.06	0.06	0.06	0.06	0.06	0.06	0.06	0.07	0.16	1.03	1.28	1.58	1.58
25	3.83	7.77	8.00	7.47	8.00	8.00	4.00	5.65	4.64	2.00	2.00	3.00	2.00	2.00	2.00	2.00	3.00	2.00	2.00	2.00	2.08	4.00	4.96	5.58	8.00
26	9.92	10.00	11.08	12.55	12.55	8.50	4.00	4.02	5.63	4.55	5.26	4.39	1.97	4.00	5.00	5.90	5.00	2.00	2.00	2.00	2.39	6.00	10.00	10.00	12.55
27	15.15	17.18	20.45	20.45	16.51	3.47	3.35	5.67	5.67	3.97	3.03	2.58	2.02	2.02	2.35	2.02	0.26	0.22	0.26	0.16	0.12	0.17	0.26	0.26	20.45
28	4.54	3.22	3.22	3.22	2.26	2.55	2.26	2.26	2.26	2.26	2.26	2.50	2.26	4.71	5.55	3.25	4.73	7.91	4.81	4.23	1.78	3.54	12.30	12.30	12.30

Bulgaria

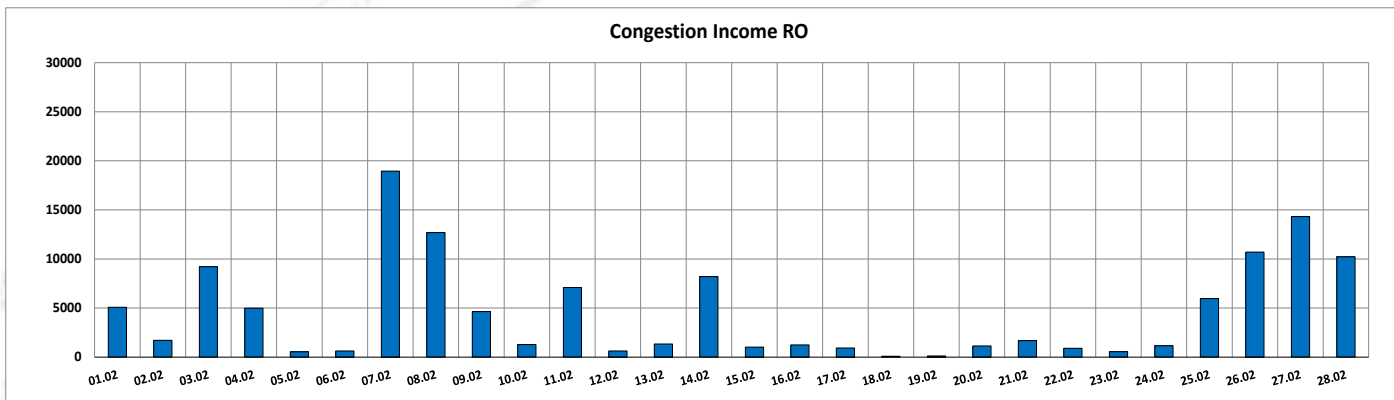
February 2018

Auction Price [Euro/MWh] – Import

Day	1	2	3	4	5	6	7	8	9	10	11	12	13	14	15	16	17	18	19	20	21	22	23	24	Max
1	0.04	0.04	0.04	0.04	0.04	0.04	0.07	0.09	0.09	0.09	0.09	0.09	0.09	0.09	0.09	0.09	0.13	0.26	0.54	0.54	0.26	0.12	0.07	0.07	0.54
2	0.06	0.06	0.06	0.06	0.06	0.07	0.09	0.06	0.06	0.07	0.07	0.09	0.09	0.09	0.07	0.11	0.69	0.82	0.82	0.82	0.77	0.31	0.13	0.07	0.82
3	0.03	0.03	0.03	0.03	0.00	0.00	0.00	0.00	0.00	0.00	0.00	0.00	0.00	0.00	0.00	0.00	0.00	0.00	0.00	0.00	0.00	0.00	0.00	0.00	0.03
4	0.06	0.04	0.04	0.04	0.04	0.04	0.04	0.04	0.04	0.04	0.04	0.04	0.04	0.04	0.04	0.04	0.04	0.07	0.07	0.07	0.07	0.04	0.04	0.04	0.07
5	0.00	0.00	0.00	0.00	0.00	0.00	0.00	0.00	0.00	0.00	0.00	0.00	0.00	0.00	0.00	0.00	0.26	0.55	0.67	0.67	0.56	0.07	0.00	0.00	0.67
6	0.09	0.09	0.09	0.09	0.09	0.18	0.07	0.07	0.07	0.07	0.07	0.09	0.07	0.09	0.09	0.12	0.31	0.26	0.31	0.31	0.06	0.04	0.04	0.00	0.31
7	0.00	0.00	0.00	0.00	0.00	0.00	0.00	0.00	0.01	0.00	0.00	0.00	0.00	0.00	0.00	0.04	0.04	0.05	0.05	0.04	0.04	0.00	0.00	0.00	0.05
8	0.04	0.01	0.01	0.01	0.01	0.00	0.01	0.01	0.01	0.01	0.01	0.01	0.01	0.00	0.00	0.04	0.05	0.05	0.05	0.05	0.04	0.01	0.00	0.00	0.05
9	0.02	0.00	0.00	0.00	0.00	0.02	0.00	0.00	0.00	0.00	0.00	0.00	0.00	0.00	0.01	0.18	0.55	0.70	0.99	0.56	0.55	0.02	0.02	0.02	0.99
10	0.06	0.04	0.04	0.04	0.04	0.04	0.01	0.04	0.04	0.05	0.04	0.04	0.04	0.04	0.04	0.04	0.06	0.12	0.06	0.07	0.02	0.02	0.02	0.01	0.12
11	0.00	0.00	0.00	0.00	0.00	0.00	0.00	0.00	0.00	0.00	0.00	0.00	0.00	0.00	0.00	0.00	0.00	0.00	0.00	0.00	0.00	0.00	0.00	0.00	0.00
12	0.00	0.00	0.00	0.00	0.00	0.00	0.00	0.04	0.04	0.04	0.07	0.07	0.03	0.03	0.03	0.08	0.26	0.55	0.55	0.55	0.18	0.09	0.00	0.00	0.55
13	0.07	0.07	0.04	0.04	0.04	0.04	0.04	0.06	0.06	0.06	0.06	0.04	0.04	0.04	0.04	0.07	0.55	0.55	0.52	0.18	0.04	0.00	0.00	0.00	0.55
14	0.00	0.00	0.01	0.01	0.00	0.00	0.00	0.01	0.01	0.01	0.01	0.01	0.01	0.00	0.00	0.00	0.00	0.13	0.22	0.15	0.22	0.08	0.01	0.01	0.22
15	0.00	0.00	0.00	0.00	0.00	0.00	0.00	0.00	0.00	0.00	0.00	0.00	0.00	0.00	0.00	0.00	0.12	0.27	0.27	0.27	0.27	0.07	0.00	0.00	0.27
16	0.09	0.07	0.07	0.07	0.07	0.04	0.11	0.07	0.09	0.09	0.07	0.11	0.09	0.11	0.11	0.22	0.33	0.33	0.33	0.33	0.33	0.22	0.22	0.22	0.33
17	0.12	0.33	0.33	0.12	0.10	0.12	0.12	0.07	0.29	0.29	0.29	0.29	0.29	0.10	0.07	0.07	0.12	0.33	0.33	0.33	0.33	0.33	0.14	0.14	0.33
18	0.07	0.07	0.03	0.03	0.03	0.07	0.17	0.05	0.05	0.05	0.00	0.00	0.00	0.00	0.00	0.00	0.00	0.07	0.05	0.05	0.05	0.00	0.00	0.00	0.17
19	0.00	0.00	0.00	0.00	0.00	0.00	0.00	0.00	0.00	0.00	0.00	0.00	0.00	0.00	0.00	0.00	0.00	0.00	0.00	0.00	0.00	0.00	0.00	0.00	0.00
20	0.07	0.07	0.07	0.07	0.07	0.07	0.05	0.04	0.04	0.04	0.03	0.04	0.03	0.03	0.03	0.04	0.12	0.17	0.17	0.17	0.17	0.05	0.05	0.05	0.17
21	0.12	0.12	0.12	0.12	0.26	0.15	0.07	0.08	0.12	0.07	0.07	0.07	0.07	0.07	0.07	0.07	0.26	0.55	0.62	0.62	0.57	0.12	0.21	0.21	0.62
22	0.10	0.10	0.10	0.07	0.07	0.07	0.07	0.06	0.06	0.06	0.05	0.06	0.05	0.04	0.04	0.04	0.08	0.11	0.17	0.23	0.12	0.07	0.07	0.07	0.23
23	0.17	0.26	0.26	0.26	0.15	0.12	0.08	0.11	0.08	0.11	0.11	0.11	0.11	0.08	0.08	0.08	0.17	0.27	0.27	0.27	0.26	0.12	0.12	0.12	0.27
24	0.12	0.12	0.12	0.12	0.12	0.12	0.07	0.12	0.11	0.11	0.11	0.12	0.12	0.12	0.12	0.12	0.26	0.27	0.26	0.26	0.11	0.07	0.07	0.07	0.27
25	0.00	0.00	0.00	0.00	0.00	0.00	0.00	0.00	0.00	0.00	0.00	0.00	0.00	0.00	0.00	0.00	0.00	0.00	0.00	0.00	0.00	0.00	0.00	0.00	0.00
26	0.01	0.01	0.01	0.01	0.01	0.00	0.00	0.00	0.00	0.00	0.00	0.00	0.00	0.00	0.00	0.00	0.00	0.00	0.03	0.05	0.05	0.00	0.00	0.00	0.05
27	0.06	0.06	0.06	0.06	0.06	0.06	0.06	0.12	0.12	0.12	0.12	0.12	0.06	0.06	0.06	0.06	0.26	0.56	0.56	0.56	0.57	0.26	0.15	0.15	0.57
28	0.03	0.03	0.03	0.03	0.02	0.02	0.02	0.02	0.03	0.03	0.03	0.03	0.02	0.02	0.02	0.02	0.02	0.03	0.03	0.03	0.03	0.02	0.02	0.02	0.03

Bulgaria

February 2018

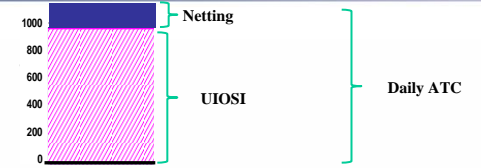


Day	Congestion Income border RO-BG [Euro]	Congestion Income RO [Euro]
01.02	10166	5083
02.02	3409	1705
03.02	18438	9219
04.02	9967	4983
05.02	1069	535
06.02	1249	625
07.02	37912	18956
08.02	25368	12684
09.02	9292	4646
10.02	2552	1276
11.02	14171	7085
12.02	1269	635
13.02	2671	1336
14.02	16413	8206
15.02	2049	1024
16.02	2495	1248
17.02	1863	931
18.02	188	94
19.02	241	120
20.02	2276	1138
21.02	3372	1686
22.02	1798	899
23.02	1111	555
24.02	2316	1158
25.02	11940	5970
26.02	21400	10700
27.02	28638	14319
28.02	20423	10212
Total	254055	127027

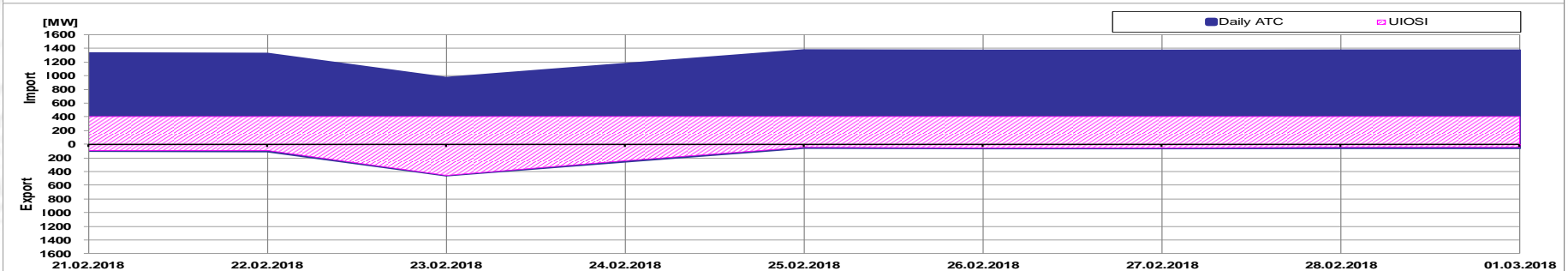
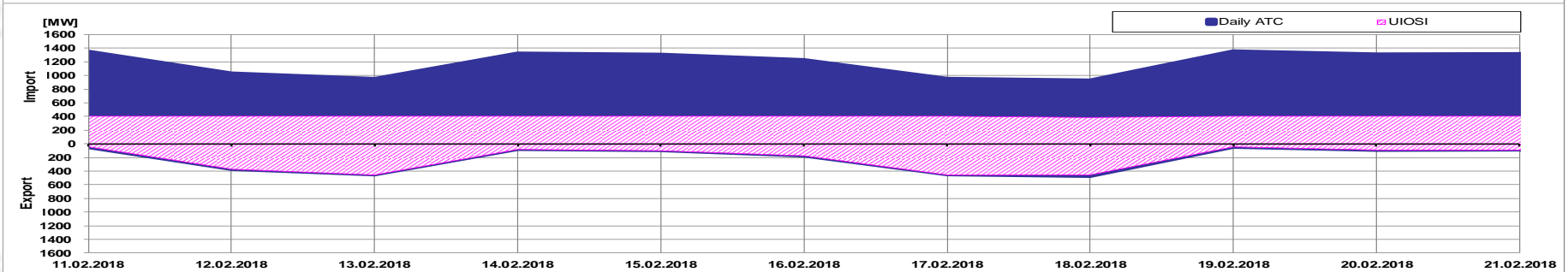
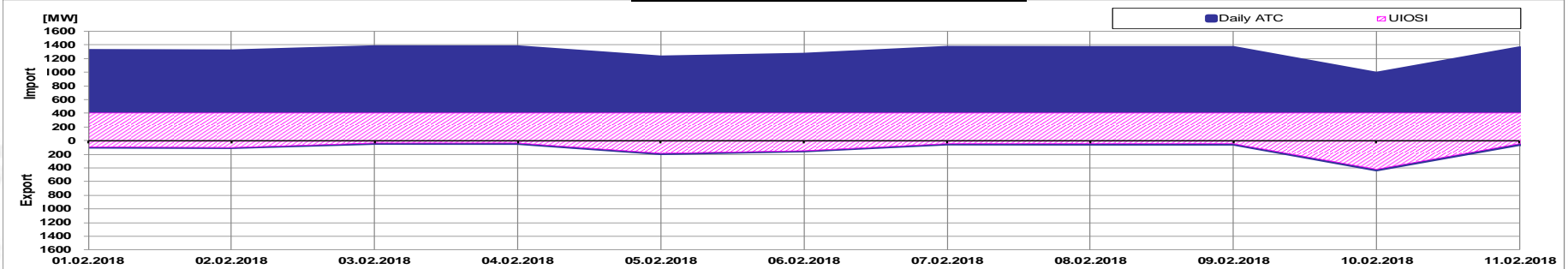
Daily Income [Euro]		Remuneration UIOSI [Euro]	
RO-BG	BG-RO	RO-BG	BG-RO
236935	17120	165254	11942
254055		177196	

TSO Income (Z-R) [Euro]	RO TSO Income (Z-R) [Euro]
76859	38429

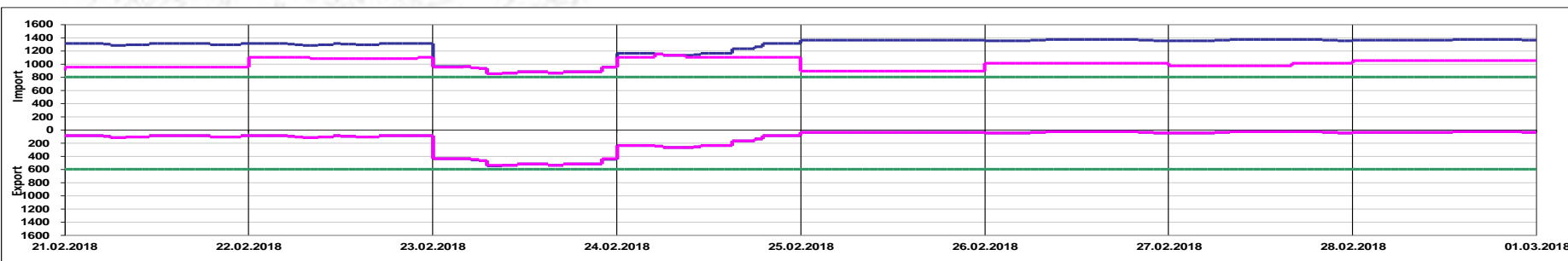
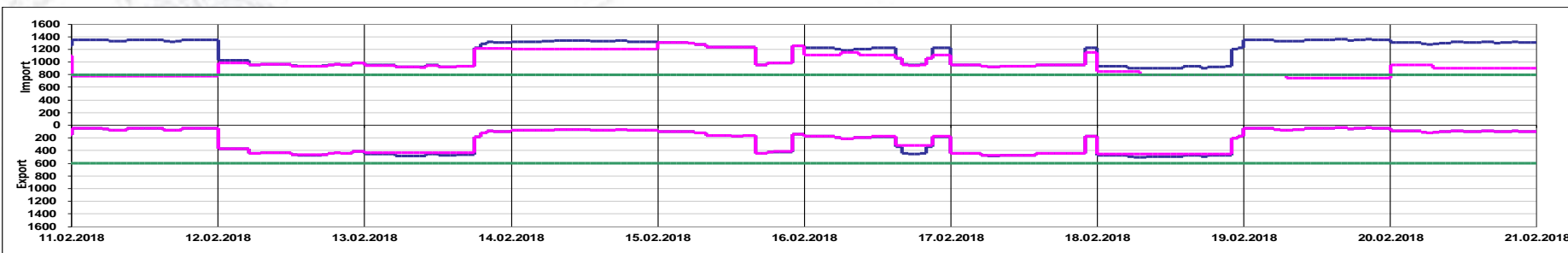
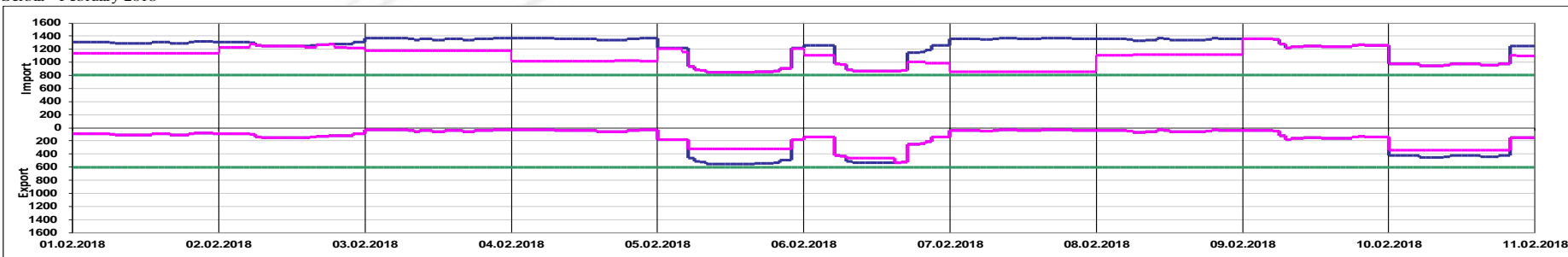
Unused Capacity [MW] average value	
RO-RS	RS-RO
179	405



Serbia February 2018



Serbia February 2018



Offered Capacity on Daily Auction Import (+) / Export (-) [MW]

Allocated Capacity on Daily Auction Import (+) / Export (-) [MW]

Net Transfer Capacity (NTC) Import (+) / Export (-) [MW]

Auction Price [Euro/MWh] – Export

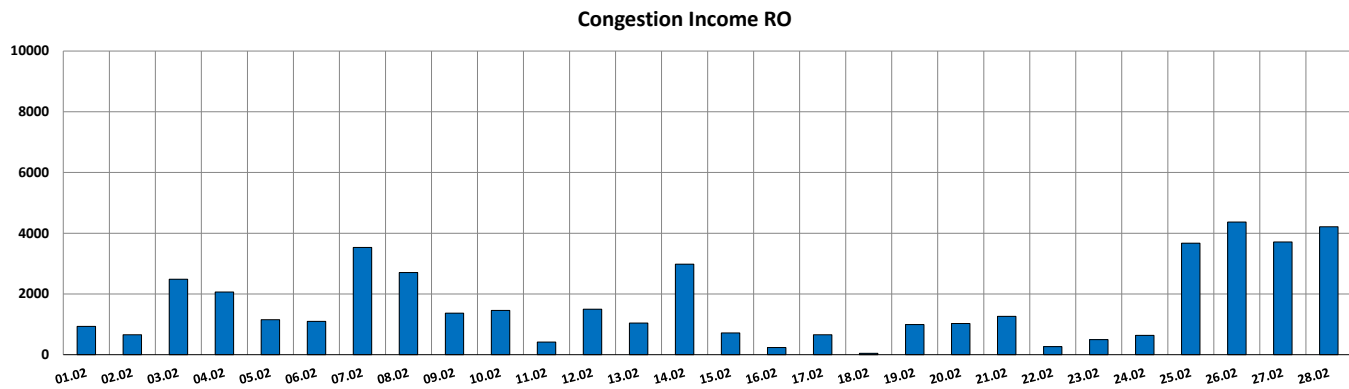
Day	1	2	3	4	5	6	7	8	9	10	11	12	13	14	15	16	17	18	19	20	21	22	23	24	Max
1	2.00	2.00	2.00	2.00	2.00	2.00	2.00	0.38	0.21	0.21	0.21	0.21	0.38	0.38	0.38	0.21	0.21	0.21	0.55	0.55	0.55	0.55	0.55	0.55	2.00
2	0.12	0.12	0.12	0.12	0.12	0.11	0.09	0.07	0.07	0.07	0.07	0.07	0.07	0.07	0.07	0.09	0.09	0.09	0.11	0.11	0.38	1.82	3.55	3.55	3.55
3	5.77	1.55	2.69	4.79	4.77	1.55	1.55	1.13	0.81	1.13	1.13	0.81	4.90	7.55	7.55	6.21	1.22	4.57	7.55	7.55	10.99	10.00	18.58	16.00	18.58
4	10.17	9.17	14.00	14.00	14.00	7.00	4.00	3.00	2.55	2.00	4.73	8.70	7.86	4.00	2.00	0.56	0.55	0.27	0.27	0.55	0.55	0.55	0.56	0.56	14.00
5	0.14	0.14	0.14	0.14	0.14	0.00	0.00	0.00	0.00	0.00	0.00	0.00	0.00	0.00	0.00	0.00	0.00	0.00	0.00	0.00	0.00	0.00	0.14	0.14	0.14
6	0.11	0.11	0.11	0.11	0.11	0.01	0.01	0.00	0.00	0.00	0.00	0.00	0.00	0.00	0.00	0.01	0.05	0.21	0.21	0.21	1.39	3.57	3.03	3.03	3.57
7	5.25	6.61	6.79	5.77	5.77	3.60	1.94	4.62	10.15	14.86	19.55	13.22	8.97	7.52	8.65	8.71	5.00	3.53	5.00	5.26	2.57	7.21	8.95	12.53	19.55
8	8.00	5.36	3.22	3.22	2.62	2.11	3.45	4.43	2.55	3.15	7.55	5.11	0.75	1.13	1.62	7.11	7.11	6.22	3.68	4.34	3.77	5.22	8.00	8.22	8.22
9	2.81	3.00	1.70	1.01	0.84	0.50	1.00	0.50	1.00	0.56	0.26	0.26	0.26	0.26	0.26	0.26	0.26	0.22	0.26	0.26	0.26	0.36	0.36	0.36	3.00
10	0.00	0.00	0.00	0.00	0.00	0.00	0.00	0.00	0.00	0.00	0.00	0.00	0.00	0.00	0.00	0.00	0.00	0.00	0.00	0.00	1.00	2.55	5.11	6.14	6.14
11	2.40	2.85	1.68	1.38	0.50	0.31	0.26	0.26	0.26	0.31	0.31	0.31	0.31	0.31	0.31	0.30	0.30	0.30	0.50	0.50	0.62	0.50	0.50	0.50	2.85
12	1.00	1.00	1.00	1.00	0.54	0.16	0.13	0.22	0.13	0.13	0.13	0.13	0.07	0.07	0.07	0.07	0.07	0.07	0.07	0.07	0.10	0.10	0.10	0.10	1.00
13	0.00	0.00	0.00	0.00	0.00	0.00	0.00	0.00	0.00	0.00	0.00	0.00	0.00	0.00	0.00	0.00	0.00	0.00	0.17	0.33	1.84	2.55	3.17	7.92	7.92
14	3.56	9.28	10.63	12.76	12.91	6.15	1.74	1.74	1.74	2.12	2.15	2.56	2.56	2.15	2.15	2.12	0.51	0.51	0.51	0.45	0.50	0.50	0.50	0.50	12.91
15	0.44	0.44	0.44	0.55	0.50	0.30	0.28	0.26	0.13	0.13	0.13	0.13	0.11	0.11	0.11	0.11	0.03	0.03	0.03	0.03	0.03	0.03	0.17	0.17	0.55
16	0.11	0.11	0.11	0.11	0.11	0.09	0.08	0.08	0.09	0.09	0.09	0.11	0.11	0.11	0.11	0.00	0.00	0.00	0.00	0.00	0.00	0.11	0.11	0.11	0.11
17	0.03	0.03	0.03	0.03	0.03	0.03	0.03	0.03	0.03	0.03	0.03	0.03	0.03	0.03	0.05	0.05	0.05	0.05	0.05	0.05	0.05	0.05	0.33	0.33	0.33
18	0.00	0.00	0.00	0.00	0.00	0.00	0.00	0.00	0.00	0.00	0.00	0.00	0.00	0.00	0.00	0.00	0.00	0.00	0.00	0.00	0.00	0.00	0.22	0.26	0.26
19	3.00	2.55	2.55	2.55	2.55	2.03	1.55	1.50	0.56	0.56	1.50	1.50	1.50	1.50	1.50	1.50	1.50	0.51	1.50	1.50	1.50	1.50	1.50	1.60	3.00
20	1.80	2.20	2.20	2.20	0.56	0.33	0.48	0.31	0.33	0.33	0.33	0.30	0.31	0.33	0.33	0.33	0.30	0.23	0.35	0.30	0.76	3.22	2.27	2.00	3.22
21	4.79	5.45	5.21	5.52	2.30	0.66	0.33	0.22	0.25	0.25	0.25	0.25	0.25	0.25	0.25	0.25	0.25	0.33	0.33	0.29	0.25	0.25	0.25	0.25	5.52
22	0.33	0.33	0.33	0.33	0.22	0.22	0.17	0.16	0.17	0.17	0.17	0.21	0.21	0.21	0.17	0.17	0.17	0.21	0.21	0.21	0.22	0.22	0.22	0.33	0.33
23	0.03	0.03	0.03	0.03	0.03	0.03	0.03	0.01	0.01	0.01	0.01	0.01	0.01	0.01	0.01	0.01	0.01	0.01	0.01	0.01	0.01	0.01	0.03	0.03	0.03
24	0.11	0.11	0.11	0.11	0.11	0.11	0.09	0.09	0.11	0.16	0.16	0.16	0.16	0.16	0.16	0.16	0.16	0.16	0.28	0.44	0.44	0.70	2.11	3.11	3.11
25	5.18	8.44	10.02	11.63	10.61	11.66	8.97	10.46	8.00	8.00	8.00	8.00	8.00	5.00	5.00	4.40	5.00	5.00	4.87	4.00	5.87	6.38	8.34	8.30	11.66
26	10.00	15.00	15.00	15.00	15.00	12.00	7.87	9.92	8.00	7.69	7.87	5.36	3.00	3.73	7.87	7.87	6.74	5.49	7.87	7.20	7.87	8.70	11.58	12.00	15.00
27	18.11	20.00	20.00	20.00	16.74	15.00	6.66	11.77	10.00	10.00	5.82	8.19	3.50	2.93	3.17	2.20	0.42	0.42	0.42	0.40	0.35	0.35	0.35	0.35	20.00
28	2.00	5.58	9.98	9.98	5.58	1.57	6.00	6.00	6.00	6.00	4.00	8.00	8.00	10.00	10.00	10.00	11.28	18.87	11.48	10.09	18.00	15.00	16.00	16.00	18.87

Serbia February 2018

Auction Price [Euro/MWh] – Import

Day	1	2	3	4	5	6	7	8	9	10	11	12	13	14	15	16	17	18	19	20	21	22	23	24	Max	
1	0.00	0.00	0.00	0.00	0.00	0.00	0.00	0.00	0.00	0.00	0.00	0.00	0.00	0.00	0.00	0.00	0.00	0.00	0.00	0.00	0.00	0.00	0.00	0.00	0.00	0.00
2	0.00	0.00	0.00	0.00	0.00	0.00	0.00	0.01	0.01	0.01	0.01	0.01	0.01	0.01	0.00	0.00	0.01	0.01	0.01	0.00	0.00	0.00	0.00	0.00	0.00	0.01
3	0.00	0.00	0.00	0.00	0.00	0.00	0.00	0.00	0.00	0.00	0.00	0.00	0.00	0.00	0.00	0.00	0.00	0.00	0.00	0.00	0.00	0.00	0.00	0.00	0.00	0.00
4	0.00	0.00	0.00	0.00	0.00	0.00	0.00	0.00	0.00	0.00	0.00	0.00	0.00	0.00	0.00	0.00	0.00	0.00	0.00	0.00	0.00	0.00	0.00	0.00	0.00	0.00
5	0.00	0.00	0.00	0.00	0.00	0.06	0.09	0.16	0.16	0.16	0.15	0.15	0.15	0.15	0.15	0.15	0.15	0.16	0.16	0.16	0.15	0.15	0.00	0.00	0.00	0.16
6	0.00	0.00	0.00	0.00	0.00	0.03	0.01	0.03	0.03	0.03	0.03	0.02	0.02	0.02	0.02	0.02	0.02	0.00	0.00	0.00	0.00	0.00	0.00	0.00	0.00	0.03
7	0.00	0.00	0.00	0.00	0.00	0.00	0.00	0.00	0.00	0.00	0.00	0.00	0.00	0.00	0.00	0.00	0.00	0.00	0.00	0.00	0.00	0.00	0.00	0.00	0.00	0.00
8	0.00	0.00	0.00	0.00	0.00	0.00	0.00	0.00	0.00	0.00	0.00	0.00	0.00	0.00	0.00	0.00	0.00	0.00	0.00	0.00	0.00	0.00	0.00	0.00	0.00	0.00
9	0.02	0.02	0.02	0.02	0.02	0.02	0.04	0.05	0.04	0.04	0.04	0.04	0.04	0.04	0.05	0.06	0.06	0.06	0.06	0.05	0.06	0.05	0.05	0.05	0.05	0.06
10	0.03	0.03	0.03	0.03	0.04	0.06	0.06	0.06	0.06	0.04	0.04	0.04	0.04	0.04	0.04	0.03	0.02	0.02	0.02	0.02	0.00	0.00	0.00	0.00	0.00	0.06
11	0.00	0.00	0.00	0.00	0.00	0.00	0.00	0.00	0.00	0.00	0.00	0.00	0.00	0.00	0.00	0.00	0.00	0.00	0.00	0.00	0.00	0.00	0.00	0.00	0.00	0.00
12	0.00	0.00	0.00	0.00	0.00	0.01	0.01	0.03	0.01	0.01	0.01	0.01	0.03	0.03	0.03	0.03	0.03	0.03	0.03	0.03	0.03	0.03	0.03	0.03	0.03	0.03
13	0.03	0.03	0.03	0.03	0.03	0.04	0.04	0.04	0.04	0.03	0.03	0.03	0.03	0.03	0.03	0.03	0.04	0.04	0.00	0.00	0.00	0.00	0.00	0.00	0.00	0.04
14	0.00	0.00	0.00	0.00	0.00	0.00	0.00	0.00	0.00	0.00	0.00	0.00	0.00	0.00	0.00	0.00	0.00	0.00	0.00	0.00	0.00	0.00	0.00	0.00	0.00	0.00
15	0.01	0.01	0.01	0.01	0.01	0.01	0.01	0.03	0.03	0.03	0.03	0.03	0.03	0.03	0.03	0.03	0.07	0.07	0.06	0.06	0.06	0.04	0.04	0.03	0.03	0.07
16	0.00	0.00	0.00	0.00	0.00	0.00	0.00	0.00	0.00	0.00	0.00	0.00	0.00	0.00	0.00	0.01	0.03	0.03	0.03	0.03	0.03	0.01	0.00	0.00	0.00	0.03
17	0.04	0.04	0.04	0.04	0.04	0.04	0.04	0.04	0.04	0.04	0.04	0.04	0.04	0.04	0.04	0.04	0.04	0.04	0.04	0.04	0.04	0.04	0.04	0.00	0.00	0.04
18	0.00	0.00	0.00	0.00	0.00	0.00	0.00	0.00	0.00	0.00	0.00	0.00	0.00	0.00	0.00	0.00	0.00	0.00	0.00	0.00	0.00	0.00	0.00	0.00	0.00	0.00
19	0.00	0.00	0.00	0.00	0.00	0.00	0.00	0.00	0.00	0.00	0.00	0.00	0.00	0.00	0.00	0.00	0.00	0.00	0.00	0.00	0.00	0.00	0.00	0.00	0.00	0.00
20	0.00	0.00	0.00	0.00	0.00	0.00	0.00	0.00	0.00	0.00	0.00	0.00	0.00	0.00	0.00	0.00	0.00	0.00	0.00	0.00	0.00	0.00	0.00	0.00	0.00	0.00
21	0.00	0.00	0.00	0.00	0.00	0.00	0.00	0.00	0.00	0.00	0.00	0.00	0.00	0.00	0.00	0.00	0.00	0.00	0.00	0.00	0.00	0.00	0.00	0.00	0.00	0.00
22	0.00	0.00	0.00	0.00	0.00	0.00	0.00	0.00	0.00	0.00	0.00	0.00	0.00	0.00	0.00	0.00	0.00	0.00	0.00	0.00	0.00	0.00	0.00	0.00	0.00	0.00
23	0.02	0.02	0.02	0.02	0.03	0.03	0.04	0.04	0.04	0.04	0.04	0.04	0.04	0.04	0.04	0.04	0.05	0.05	0.05	0.05	0.05	0.05	0.04	0.03	0.03	0.05
24	0.00	0.00	0.00	0.00	0.00	0.01	0.01	0.01	0.01	0.00	0.00	0.00	0.00	0.00	0.00	0.00	0.00	0.00	0.00	0.00	0.00	0.00	0.00	0.00	0.00	0.01
25	0.00	0.00	0.00	0.00	0.00	0.00	0.00	0.00	0.00	0.00	0.00	0.00	0.00	0.00	0.00	0.00	0.00	0.00	0.00	0.00	0.00	0.00	0.00	0.00	0.00	0.00
26	0.00	0.00	0.00	0.00	0.00	0.00	0.00	0.00	0.00	0.00	0.00	0.00	0.00	0.00	0.00	0.00	0.00	0.00	0.00	0.00	0.00	0.00	0.00	0.00	0.00	0.00
27	0.00	0.00	0.00	0.00	0.00	0.00	0.00	0.00	0.00	0.00	0.00	0.00	0.00	0.00	0.00	0.00	0.00	0.00	0.00	0.00	0.00	0.00	0.00	0.00	0.00	0.00
28	0.00	0.00	0.00	0.00	0.00	0.00	0.00	0.00	0.00	0.00	0.00	0.00	0.00	0.00	0.00	0.00	0.00	0.00	0.00	0.00	0.00	0.00	0.00	0.00	0.00	0.00

Serbia February 2018

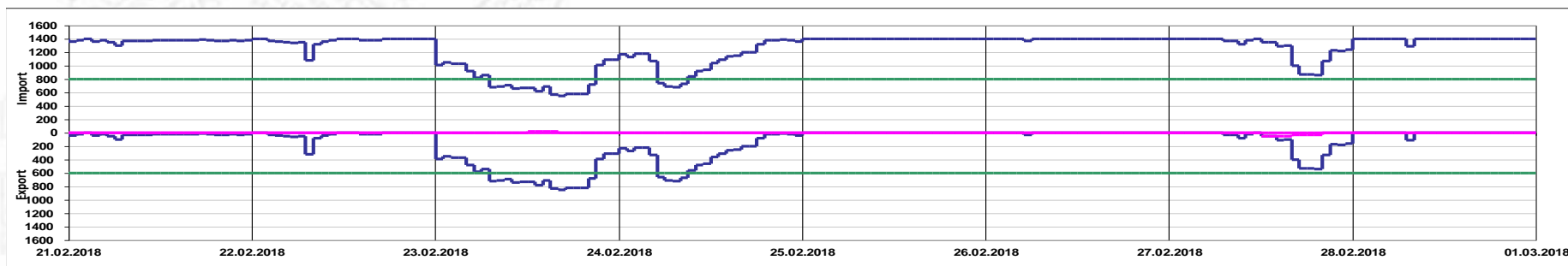
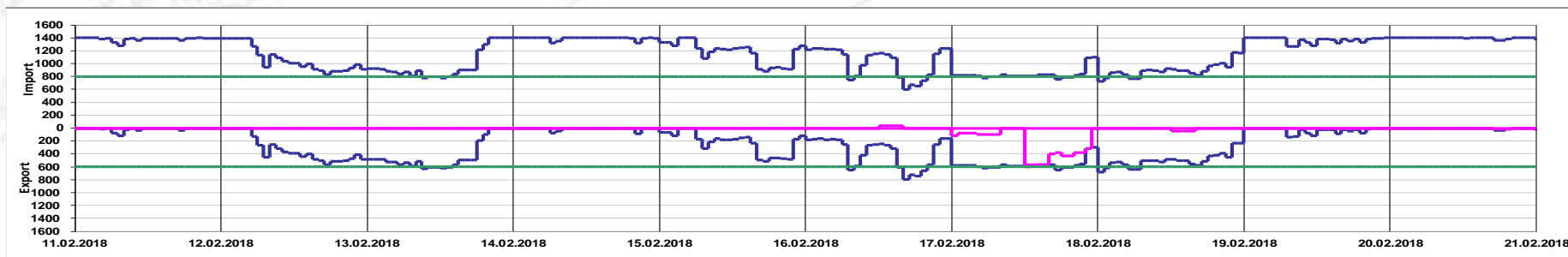
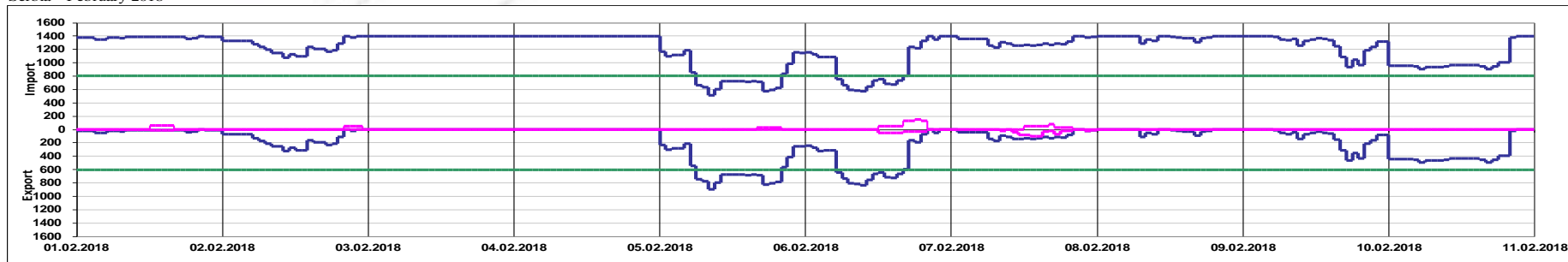


Day	Congestion Income border RO-RS [Euro]	Congestion Income RO [Euro]
01.02	1859	930
02.02	1313	657
03.02	4972	2486
04.02	4128	2064
05.02	2305	1152
06.02	2188	1094
07.02	7066	3533
08.02	5408	2704
09.02	2737	1369
10.02	2911	1455
11.02	831	415
12.02	2998	1499
13.02	2080	1040
14.02	5961	2980
15.02	1430	715
16.02	472	236
17.02	1315	658
18.02	89	45
19.02	1983	991
20.02	2054	1027
21.02	2526	1263
22.02	531	266
23.02	995	497
24.02	1270	635
25.02	7339	3670
26.02	8737	4368
27.02	7422	3711
28.02	8424	4212
Total	91344	45672

Daily Income [Euro]		Remuneration UIOSI [Euro]	
RO-RS	RS-RO	RO-RS	RS-RO
83205	8138	81999	3363
91344		85362	

TSO Income (Z-R) [Euro]	RO TSO Income (Z-R) [Euro]
5982	2991

Serbia February 2018



Offered Capacity on Intraday Auction Import (+) / Export (-) [MW]

Allocated Capacity on Intraday Auction Import (+) / Export (-) [MW]

Net Transfer Capacity (NTC) Import (+) / Export (-) [MW]

Auction Price [Euro/MWh] - Export

Day	1	2	3	4	5	6	7	8	9	10	11	12	13	14	15	16	17	18	19	20	21	22	23	24	Max
1	0.00	0.00	0.00	0.00	0.00	0.00	0.00	0.00	0.00	0.00	0.00	0.00	0.00	0.00	0.00	0.00	0.00	0.00	0.00	0.00	0.00	0.00	0.00	0.00	0.00
2	0.00	0.00	0.00	0.00	0.00	0.00	0.00	0.00	0.00	0.00	0.00	0.00	0.00	0.00	0.00	0.00	0.00	0.00	0.00	0.00	0.00	0.00	0.00	0.00	0.00
3	-	-	-	-	-	-	-	0.00	-	-	-	-	-	-	-	-	-	-	-	-	-	-	-	-	0.00
4	-	-	-	-	-	-	-	-	-	-	-	-	-	-	-	-	-	-	-	-	-	-	-	-	0.00
5	0.00	0.00	0.00	0.00	0.00	0.00	0.00	0.00	0.00	0.00	0.00	0.00	0.00	0.00	0.00	0.00	0.00	0.00	0.00	0.00	0.00	0.00	0.00	0.00	0.00
6	0.00	0.00	0.00	0.00	0.00	0.00	0.00	0.00	0.00	0.00	0.00	0.00	0.00	0.00	0.00	0.00	0.00	0.00	0.00	0.00	0.00	0.00	0.00	0.00	0.00
7	-	0.00	0.00	0.00	0.00	0.00	0.00	0.00	0.00	0.00	0.00	0.00	0.00	0.00	0.00	0.00	0.00	0.00	0.00	0.00	0.00	-	-	0.00	0.00
8	-	-	-	-	-	-	0.00	0.00	0.00	0.00	0.00	0.00	0.00	0.00	0.00	0.00	0.00	0.00	0.00	0.00	0.00	0.00	0.00	0.00	0.00
9	-	-	0.00	-	-	0.00	0.00	0.00	0.00	0.00	0.00	0.00	0.00	0.00	0.00	0.00	0.00	0.00	0.00	0.00	0.00	0.00	0.00	0.00	0.00
10	0.00	0.00	0.00	0.00	0.00	0.00	0.00	0.00	0.00	0.00	0.00	0.00	0.00	0.00	0.00	0.00	0.00	0.00	0.00	0.00	0.00	0.00	0.00	0.00	0.00
11	-	-	-	-	0.00	0.00	0.00	0.00	0.00	0.00	0.00	0.00	0.00	0.00	0.00	0.00	0.00	0.00	0.00	0.00	0.00	-	0.00	0.00	0.00
12	0.00	0.00	0.00	0.00	0.00	0.00	0.00	0.00	0.00	0.00	0.00	0.00	0.00	0.00	0.00	0.00	0.00	0.00	0.00	0.00	0.00	0.00	0.00	0.00	0.00
13	0.00	0.00	0.00	0.00	0.00	0.00	0.00	0.00	0.00	0.00	0.00	0.00	0.00	0.00	0.00	0.00	0.00	0.00	0.00	0.00	0.00	-	-	-	0.00
14	-	-	-	-	-	-	0.00	0.00	-	-	-	-	-	-	-	-	-	-	-	0.00	0.00	0.00	0.00	0.00	0.00
15	0.00	0.00	0.00	-	-	0.00	0.00	0.00	0.00	0.00	0.00	0.00	0.00	0.00	0.00	0.00	0.00	0.00	0.00	0.00	0.00	0.00	0.00	0.00	0.00
16	0.00	0.00	0.00	0.00	0.00	0.00	0.00	0.00	0.00	0.00	0.00	0.00	0.00	0.00	0.00	0.00	0.00	0.00	0.00	0.00	0.00	0.00	0.00	0.00	0.00
17	0.00	0.00	0.00	0.00	0.00	0.00	0.00	0.00	0.00	0.00	0.00	0.00	0.00	0.00	0.50	0.50	0.00	0.00	0.00	0.00	0.00	0.00	0.50	0.00	0.50
18	0.00	0.00	0.00	0.00	0.00	0.00	0.00	0.00	0.00	0.00	0.00	0.00	0.00	0.00	0.00	0.00	0.00	0.00	0.00	0.00	0.00	0.00	0.00	0.00	0.00
19	-	-	-	-	-	-	0.00	0.00	0.00	0.00	0.00	0.00	0.00	0.00	0.00	0.00	0.00	0.00	0.00	0.00	0.00	0.00	0.00	0.00	0.00
20	-	-	-	-	-	-	-	-	-	-	-	0.00	-	-	-	-	-	0.00	0.00	0.00	-	-	-	-	0.00
21	0.00	0.00	-	0.00	0.00	0.00	0.00	0.00	0.00	0.00	0.00	0.00	0.00	0.00	0.00	0.00	0.00	0.00	0.00	0.00	0.00	0.00	0.00	0.00	0.00
22	0.00	0.00	0.00	0.00	0.00	0.00	0.00	0.00	0.00	0.00	0.00	-	-	-	0.00	0.00	0.00	-	-	-	-	-	-	-	0.00
23	0.00	0.00	0.00	0.00	0.00	0.00	0.00	0.00	0.00	0.00	0.00	0.00	0.00	0.00	0.00	0.00	0.00	0.00	0.00	0.00	0.00	0.00	0.00	0.00	0.00
24	0.00	0.00	0.00	0.00	0.00	0.00	0.00	0.00	0.00	0.00	0.00	0.00	0.00	0.00	0.00	0.00	0.00	0.00	0.00	0.00	0.00	0.00	0.00	0.00	0.00
25	-	-	-	-	-	-	-	-	-	-	-	-	-	-	0.00	-	-	-	-	-	-	-	-	-	0.00
26	-	-	-	0.00	-	0.00	-	-	-	-	-	-	-	-	-	-	-	-	-	-	-	-	-	-	0.00
27	-	-	-	-	-	-	0.00	0.00	0.00	0.00	-	0.01	0.00	0.00	0.00	0.00	0.00	0.00	0.00	0.00	0.00	0.00	0.00	0.00	0.01
28	-	-	-	-	0.00	-	0.00	-	-	-	-	-	-	0.00	0.00	0.00	-	-	-	-	-	0.00	-	-	0.00

Serbia February 2018

Auction Price [Euro/MWh] - Import

Day	1	2	3	4	5	6	7	8	9	10	11	12	13	14	15	16	17	18	19	20	21	22	23	24	Max	
1	0.00	0.00	0.00	0.00	0.00	0.00	0.00	0.00	0.00	0.00	0.00	0.00	0.00	0.00	0.00	0.00	0.00	0.00	0.00	0.00	0.00	0.00	0.00	0.00	0.00	0.00
2	0.00	0.00	0.00	0.00	0.00	0.00	0.00	0.00	0.00	0.00	0.00	0.00	0.00	0.00	0.00	0.00	0.00	0.00	0.00	0.00	0.00	0.00	0.00	0.00	0.00	0.00
3	0.00	0.00	0.00	0.00	0.00	0.00	0.00	0.00	0.00	0.00	0.00	0.00	0.00	0.00	0.00	0.00	0.00	0.00	0.00	0.00	0.00	0.00	0.00	0.00	0.00	0.00
4	0.00	0.00	0.00	0.00	0.00	0.00	0.00	0.00	0.00	0.00	0.00	0.00	0.00	0.00	0.00	0.00	0.00	0.00	0.00	0.00	0.00	0.00	0.00	0.00	0.00	0.00
5	0.00	0.00	0.00	0.00	0.00	0.00	0.00	0.00	0.00	0.00	0.00	0.00	0.00	0.00	0.00	0.00	0.00	0.00	0.00	0.00	0.00	0.00	0.00	0.00	0.00	0.00
6	0.00	0.00	0.00	0.00	0.00	0.00	0.00	0.00	0.00	0.00	0.00	0.00	0.00	0.00	0.00	0.00	0.00	0.00	0.00	0.00	0.00	0.00	0.00	0.00	0.00	0.00
7	0.00	0.00	0.00	0.00	0.00	0.00	0.00	0.00	0.00	0.00	0.00	0.00	0.00	0.00	0.00	0.00	0.00	0.00	0.00	0.00	0.00	0.00	0.00	0.00	0.00	0.00
8	0.00	0.00	0.00	0.00	0.00	0.00	0.00	0.00	0.00	0.00	0.00	0.00	0.00	0.00	0.00	0.00	0.00	0.00	0.00	0.00	0.00	0.00	0.00	0.00	0.00	0.00
9	0.00	0.00	0.00	0.00	0.00	0.00	0.00	0.00	0.00	0.00	0.00	0.00	0.00	0.00	0.00	0.00	0.00	0.00	0.00	0.00	0.00	0.00	0.00	0.00	0.00	0.00
10	0.00	0.00	0.00	0.00	0.00	0.00	0.00	0.00	0.00	0.00	0.00	0.00	0.00	0.00	0.00	0.00	0.00	0.00	0.00	0.00	0.00	0.00	0.00	0.00	0.00	0.00
11	0.00	0.00	0.00	0.00	0.00	0.00	0.00	0.00	0.00	0.00	0.00	0.00	0.00	0.00	0.00	0.00	0.00	0.00	0.00	0.00	0.00	0.00	0.00	0.00	0.00	0.00
12	0.00	0.00	0.00	0.00	0.00	0.00	0.00	0.00	0.00	0.00	0.00	0.00	0.00	0.00	0.00	0.00	0.00	0.00	0.00	0.00	0.00	0.00	0.00	0.00	0.00	0.00
13	0.00	0.00	0.00	0.00	0.00	0.00	0.00	0.00	0.00	0.00	0.00	0.00	0.00	0.00	0.00	0.00	0.00	0.00	0.00	0.00	0.00	0.00	0.00	0.00	0.00	0.00
14	0.00	0.00	0.00	0.00	0.00	0.00	0.00	0.00	0.00	0.00	0.00	0.00	0.00	0.00	0.00	0.00	0.00	0.00	0.00	0.00	0.00	0.00	0.00	0.00	0.00	0.00
15	0.00	0.00	0.00	0.00	0.00	0.00	0.00	0.00	0.00	0.00	0.00	0.00	0.00	0.00	0.00	0.00	0.00	0.00	0.00	0.00	0.00	0.00	0.00	0.00	0.00	0.00
16	0.00	0.00	0.00	0.00	0.00	0.00	0.00	0.00	0.00	0.00	0.00	0.00	0.00	0.00	0.00	0.00	0.00	0.00	0.00	0.00	0.00	0.00	0.00	0.00	0.00	0.00
17	0.00	0.00	0.00	0.00	0.00	0.00	0.00	0.00	0.00	0.00	0.00	0.00	0.00	0.00	0.00	0.00	0.00	0.00	0.00	0.00	0.00	0.00	0.00	0.00	0.00	0.00
18	0.00	0.00	0.00	0.00	0.00	0.00	0.00	0.00	0.00	0.00	0.00	0.00	0.00	0.00	0.00	0.00	0.00	0.00	0.00	0.00	0.00	0.00	0.00	0.00	0.00	0.00
19	0.00	0.00	0.00	0.00	0.00	0.00	0.00	0.00	0.00	0.00	0.00	0.00	0.00	0.00	0.00	0.00	0.00	0.00	0.00	0.00	0.00	0.00	0.00	0.00	0.00	0.00
20	0.00	0.00	0.00	0.00	0.00	0.00	0.00	0.00	0.00	0.00	0.00	0.00	0.00	0.00	0.00	0.00	0.00	0.00	0.00	0.00	0.00	0.00	0.00	0.00	0.00	0.00
21	0.00	0.00	0.00	0.00	0.00	0.00	0.00	0.00	0.00	0.00	0.00	0.00	0.00	0.00	0.00	0.00	0.00	0.00	0.00	0.00	0.00	0.00	0.00	0.00	0.00	0.00
22	0.00	0.00	0.00	0.00	0.00	0.00	0.00	0.00	0.00	0.00	0.00	0.00	0.00	0.00	0.00	0.00	0.00	0.00	0.00	0.00	0.00	0.00	0.00	0.00	0.00	0.00
23	0.00	0.00	0.00	0.00	0.00	0.00	0.00	0.00	0.00	0.00	0.00	0.00	0.00	0.00	0.00	0.00	0.00	0.00	0.00	0.00	0.00	0.00	0.00	0.00	0.00	0.00
24	0.00	0.00	0.00	0.00	0.00	0.00	0.00	0.00	0.00	0.00	0.00	0.00	0.00	0.00	0.00	0.00	0.00	0.00	0.00	0.00	0.00	0.00	0.00	0.00	0.00	0.00
25	0.00	0.00	0.00	0.00	0.00	0.00	0.00	0.00	0.00	0.00	0.00	0.00	0.00	0.00	0.00	0.00	0.00	0.00	0.00	0.00	0.00	0.00	0.00	0.00	0.00	0.00
26	0.00	0.00	0.00	0.00	0.00	0.00	0.00	0.00	0.00	0.00	0.00	0.00	0.00	0.00	0.00	0.00	0.00	0.00	0.00	0.00	0.00	0.00	0.00	0.00	0.00	0.00
27	0.00	0.00	0.00	0.00	0.00	0.00	0.00	0.00	0.00	0.00	0.00	0.00	0.00	0.00	0.00	0.00	0.00	0.00	0.00	0.00	0.00	0.00	0.00	0.00	0.00	0.00
28	0.00	0.00	0.00	0.00	0.00	0.00	0.00	0.00	0.00	0.00	0.00	0.00	0.00	0.00	0.00	0.00	0.00	0.00	0.00	0.00	0.00	0.00	0.00	0.00	0.00	0.00

Serbia February 2018

Statistics on Monthly Auction

February 2018		1	2	3	4	5	6	7	8	9	10	11	12	13	14	15	16	17	18	19	20	21	22	23	24	25	26	27	28
Hungary export	Number of Capacity Traders	24	24	24	24	24	24	24	24	24	24	24	24	24	24	24	24	24	24	24	24	24	24	24	24	24	24	24	24
	Number of Capacity Holders	11	11	11	11	11	11	11	11	11	11	11	11	11	11	11	11	11	11	11	11	11	11	11	11	11	11	11	11
	Number of Bids	146	146	146	146	146	146	146	146	146	146	146	146	146	146	146	146	146	146	146	146	146	146	146	146	146	146	146	146
Hungary import	Number of Capacity Traders	19	19	19	19	19	19	19	19	19	19	19	19	19	19	19	19	19	19	19	19	19	19	19	19	19	19	19	19
	Number of Capacity Holders	10	10	10	10	10	10	10	10	10	10	10	10	10	10	10	10	10	10	10	10	10	10	10	10	10	10	10	10
	Number of Bids	85	85	85	85	85	85	85	85	85	85	85	85	85	85	85	85	85	85	85	85	85	85	85	85	85	85	85	85
Bulgaria export	Number of Capacity Traders	19	19	19	19	19	19	19	19	19	19	19	19	19	19	19	19	19	19	19	19	19	19	19	19	19	19	19	19
	Number of Capacity Holders	10	10	10	10	10	10	10	10	10	10	10	10	10	10	10	10	10	10	10	10	10	10	10	10	10	10	10	10
	Number of Bids	76	76	76	76	76	76	76	76	76	76	76	76	76	76	76	76	76	76	76	76	76	76	76	76	76	76	76	76
Bulgaria import	Number of Capacity Traders	16	16	16	16	16	16	16	16	16	16	16	16	16	16	16	16	16	16	16	16	16	16	16	16	16	16	16	16
	Number of Capacity Holders	9	9	9	9	9	9	9	9	9	9	9	9	9	9	9	9	9	9	9	9	9	9	9	9	9	9	9	9
	Number of Bids	57	57	57	57	57	57	57	57	57	57	57	57	57	57	57	57	57	57	57	57	57	57	57	57	57	57	57	57
Serbia export	Number of Capacity Traders	14	14	14	14	14	14	14	14	14	14	14	14	14	14	14	14	14	14	14	14	14	14	14	14	14	14	14	14
	Number of Capacity Holders	9	9	9	9	9	9	9	9	9	9	9	9	9	9	9	9	9	9	9	9	9	9	9	9	9	9	9	9
	Number of Bids	64	64	64	64	64	64	64	64	64	64	64	64	64	64	64	64	64	64	64	64	64	64	64	64	64	64	64	64
Serbia import	Number of Capacity Traders	9	9	9	9	9	9	9	9	9	9	9	9	9	9	9	9	9	9	9	9	9	9	9	9	9	9	9	9
	Number of Capacity Holders	9	9	9	9	9	9	9	9	9	9	9	9	9	9	9	9	9	9	9	9	9	9	9	9	9	9	9	9
	Number of Bids	18	18	18	18	18	18	18	18	18	18	18	18	18	18	18	18	18	18	18	18	18	18	18	18	18	18	18	18
Ukraine export	Number of Capacity Traders	2	2	2	2	2	2	2	2	2	2	2	2	2	2	2	2	2	2	2	2	2	2	2	2	2	2	2	2
	Number of Capacity Holders	2	2	2	2	2	2	2	2	2	2	2	2	2	2	2	2	2	2	2	2	2	2	2	2	2	2	2	2
	Number of Bids	6	6	6	6	6	6	6	6	6	6	6	6	6	6	6	6	6	6	6	6	6	6	6	6	6	6	6	6
Ukraine import	Number of Capacity Traders	7	7	7	7	7	7	7	7	7	7	7	7	7	7	7	7	7	7	7	7	7	7	7	7	7	7	7	7
	Number of Capacity Holders	7	7	7	7	7	7	7	7	7	7	7	7	7	7	7	7	7	7	7	7	7	7	7	7	7	7	7	7
	Number of Bids	19	19	19	19	19	19	19	19	19	19	19	19	19	19	19	19	19	19	19	19	19	19	19	19	19	19	19	19
Moldavia import RO_Cioara	Number of Capacity Traders	-	-	-	-	-	-	-	-	-	-	-	-	-	-	-	-	-	-	-	-	-	-	-	-	-	-	-	
	Number of Capacity Holders	-	-	-	-	-	-	-	-	-	-	-	-	-	-	-	-	-	-	-	-	-	-	-	-	-	-	-	
	Number of Bids	-	-	-	-	-	-	-	-	-	-	-	-	-	-	-	-	-	-	-	-	-	-	-	-	-	-	-	
Moldavia import RO_Costesti	Number of Capacity Traders	-	-	-	-	-	-	-	-	-	-	-	-	-	-	-	-	-	-	-	-	-	-	-	-	-	-	-	
	Number of Capacity Holders	-	-	-	-	-	-	-	-	-	-	-	-	-	-	-	-	-	-	-	-	-	-	-	-	-	-	-	
	Number of Bids	-	-	-	-	-	-	-	-	-	-	-	-	-	-	-	-	-	-	-	-	-	-	-	-	-	-	-	
Moldavia import RO_Vulcanesti	Number of Capacity Traders	-	-	-	-	-	-	-	-	-	-	-	-	-	-	-	-	-	-	-	-	-	-	-	-	-	-	-	
	Number of Capacity Holders	-	-	-	-	-	-	-	-	-	-	-	-	-	-	-	-	-	-	-	-	-	-	-	-	-	-	-	
	Number of Bids	-	-	-	-	-	-	-	-	-	-	-	-	-	-	-	-	-	-	-	-	-	-	-	-	-	-	-	

February 2018	Maximum	Minimum
Number of Capacity Traders	24	2
Number of Capacity Holders	11	2
Number of Bids	146	6

Statistics on Daily Auctions

February 2018		Daily Auctions																											
		1	2	3	4	5	6	7	8	9	10	11	12	13	14	15	16	17	18	19	20	21	22	23	24	25	26	27	28
Serbia Export	Maximum Number of Capacity Traders	9	7	9	6	5	10	9	8	7	8	6	6	8	9	9	7	7	6	7	7	8	8	8	9	8	8	9	10
	Maximum Number of Capacity Holders	4	4	4	3	4	7	3	4	4	6	4	5	6	5	7	6	7	6	4	3	5	4	8	6	3	3	4	4
	Maximum Number of Bids	18	19	19	12	12	27	16	16	17	24	11	23	18	22	25	21	24	17	14	19	19	20	20	23	16	15	19	21
Serbia Import	Maximum Number of Capacity Traders	10	8	8	7	8	10	8	9	8	9	6	6	9	8	9	8	8	6	5	9	9	9	10	9	7	7	8	7
	Maximum Number of Capacity Holders	10	8	8	7	8	10	7	9	8	9	6	6	9	8	9	8	8	6	5	9	9	9	9	9	7	7	8	7
	Maximum Number of Bids	27	31	26	23	25	29	23	28	36	29	20	26	30	28	30	27	26	17	16	21	23	27	28	25	20	22	22	23
Bulgaria Export	Maximum Number of Capacity Traders	13	12	11	7	7	9	10	11	9	9	8	7	10	12	10	10	9	4	4	9	10	10	1	10	6	7	11	11
	Maximum Number of Capacity Holders	10	9	6	5	6	8	8	7	7	7	5	7	8	6	7	7	8	4	4	6	6	7	8	8	4	5	8	6
	Maximum Number of Bids	28	26	24	17	17	21	22	23	23	23	19	18	22	26	20	22	23	7	13	21	22	20	19	21	14	16	29	28
Bulgaria Import	Maximum Number of Capacity Traders	12	12	9	8	8	11	8	8	9	9	7	7	10	8	10	10	12	7	5	10	11	10	1	10	5	5	9	8
	Maximum Number of Capacity Holders	9	7	9	8	8	10	8	8	8	8	7	6	10	8	9	8	10	7	5	10	8	8	9	8	5	5	7	8
	Maximum Number of Bids	23	23	20	18	17	23	18	19	21	21	17	19	21	19	21	20	25	11	13	23	24	22	23	22	16	16	21	19

Note: In the table are presented the daily maximum hourly values.

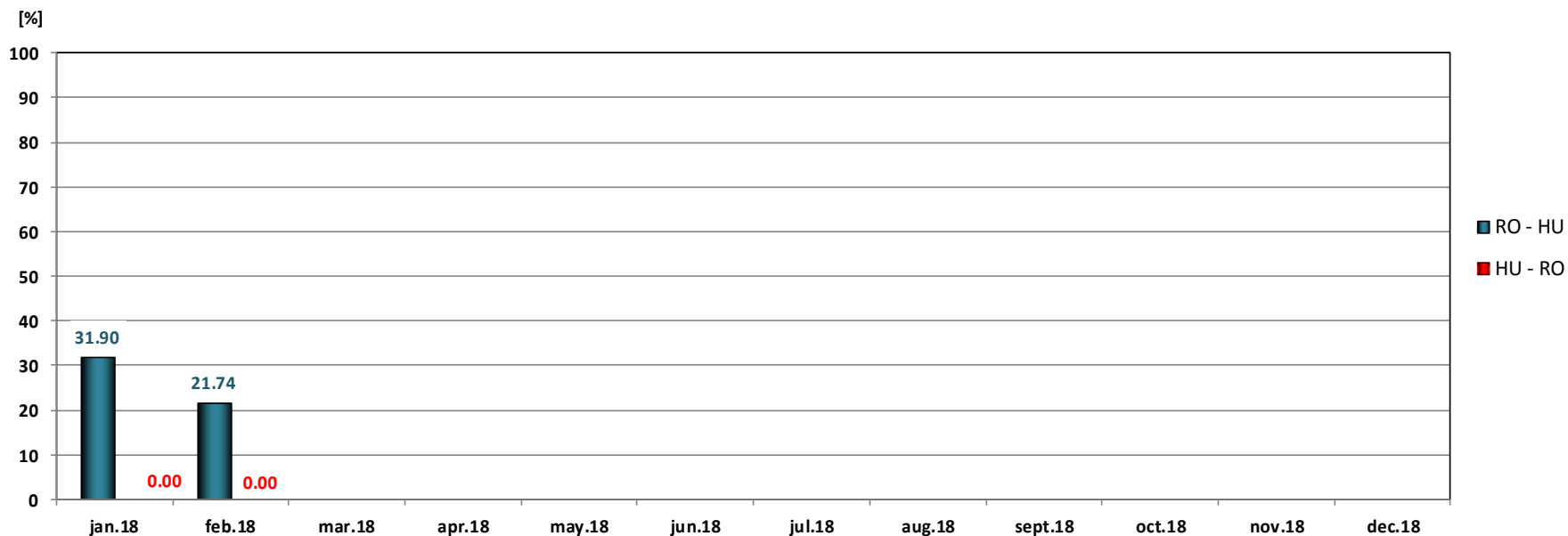
Statistics on Intraday Auctions

February 2018		Intraday Auctions																											
		1	2	3	4	5	6	7	8	9	10	11	12	13	14	15	16	17	18	19	20	21	22	23	24	25	26	27	28
Hungary Export	Maximum Number of Capacity Traders	4	2	0	0	2	3	1	2	2	0	1	3	2	2	1	3	3	1	3	2	2	4	2	1	0	0	0	0
	Maximum Number of Capacity Holders	4	2	-	-	2	3	1	2	2	-	1	3	2	2	1	3	3	1	3	2	2	4	2	1	-	-	-	-
Hungary Import	Maximum Number of Capacity Traders	3	3	0	2	4	3	2	2	4	0	0	3	3	4	2	3	1	1	3	4	2	2	4	0	0	2	3	4
	Maximum Number of Capacity Holders	3	3	-	1	4	3	2	2	4	-	-	3	3	4	2	3	1	1	3	4	2	2	4	-	-	2	3	4
Serbia Export	Maximum Number of Capacity Traders	1	0	0	-	0	1	2	0	0	0	0	0	0	0	0	0	3	1	0	1	0	0	0	0	0	0	2	0
	Maximum Number of Capacity Holders	1	-	-	-	-	1	2	-	-	-	-	-	-	-	-	-	3	1	-	1	-	-	-	-	-	0	2	-
Serbia Import	Maximum Number of Capacity Traders	1	1	0	0	1	2	2	0	0	0	0	0	0	0	0	1	0	0	0	0	0	0	1	0	0	0	0	0
	Maximum Number of Capacity Holders	1	1	-	-	1	2	2	-	-	-	-	-	-	-	-	1	0	-	-	-	-	-	1	-	-	0	-	-

Note: In the table are presented the daily maximum hourly values.

Usage Level of Allocated Capacity

Usage Level of Yearly and Monthly Allocated Capacity on Romanian - Hungarian border

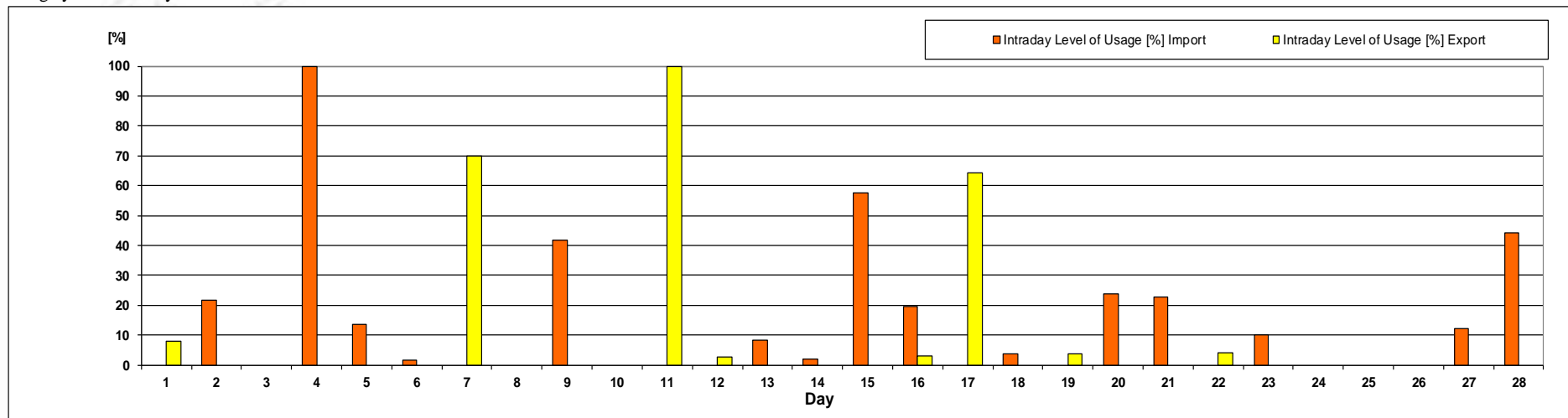


CET

Usage level of yearly and monthly allocated capacity was calculated as ratio between nominated capacity and sum of allocated capacity at yearly and monthly auctions. From the beginning of the year, the average values (arithmetic) of usage level are: 26.82 % on export direction and 0 % on import direction.

Usage Level of Intraday Allocated Capacity

Hungary February 2018



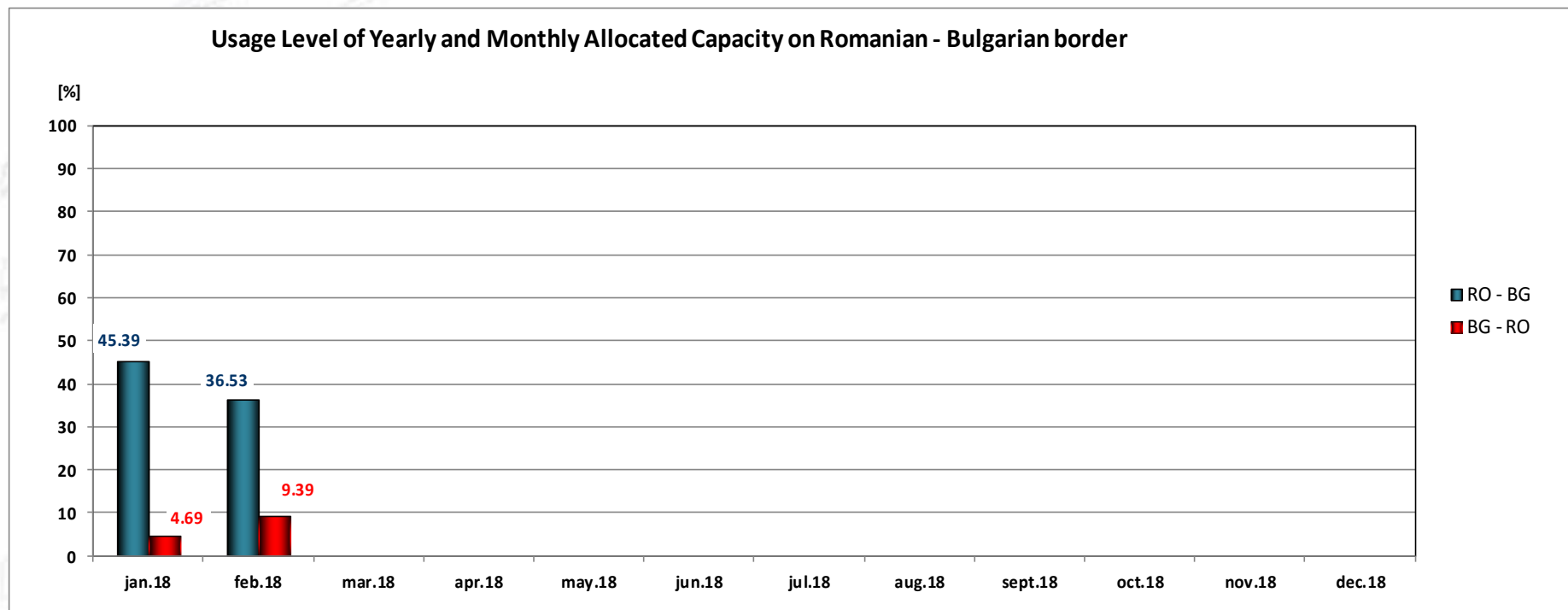
Intraday Level of Usage [%]

February 2018	1	2	3	4	5	6	7	8	9	10	11	12	13	14	15	16	17	18	19	20	21	22	23	24	25	26	27	28
Import	0.00	21.82	-	100.00	13.40	1.50	0.00	0.00	41.69	-	-	0.00	8.17	1.83	57.67	19.40	0.00	3.85	0.00	23.81	22.82	0.00	9.97	-	-	0.00	12.15	44.18
Export	7.96	0.00	-	-	0.00	0.00	69.93	0.00	0.00	-	100.00	2.75	0.00	0.00	0.00	3.05	64.23	0.00	3.56	0.00	0.00	3.90	0.00	0.00	-	-	-	-

Level of usage of intraday allocated capacity, calculated at monthly level, as ratio between sum of nominated intraday capacities and sum of intraday allocated capacities, has the following values:

- Import 23.22 [%]
- Export 28.83 [%]

Usage Level of Allocated Capacity

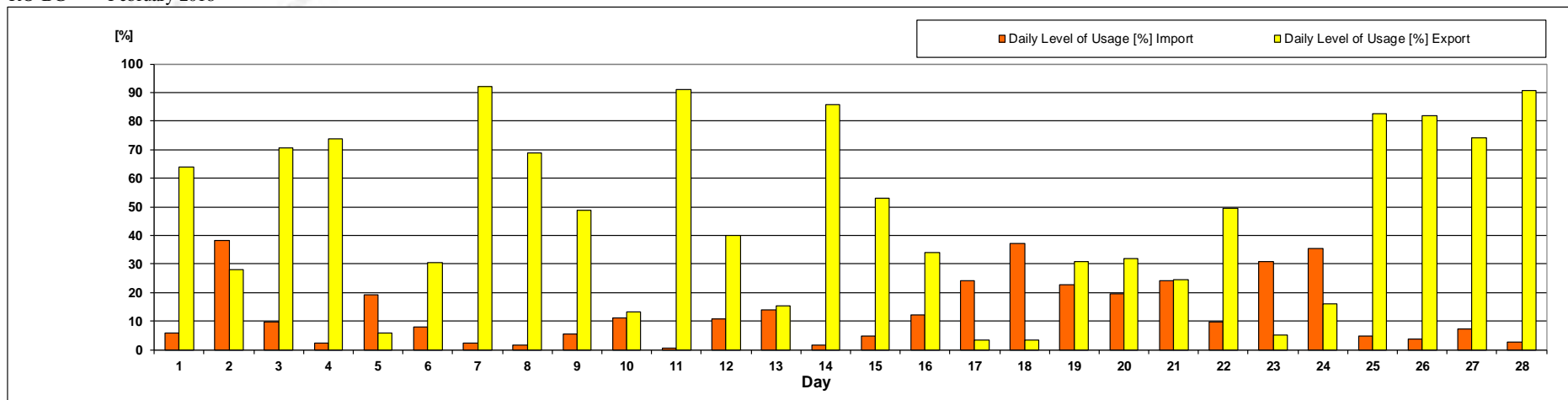


CET

Usage level of yearly and monthly allocated capacity was calculated as ratio between nominated capacity and sum of allocated capacity at yearly and monthly auctions. From the beginning of the year, the average values (arithmetic) of usage level are: 40.96 % on export direction and 7.04 % on import direction.

Usage Level of Daily Allocated Capacity

RO-BG February 2018

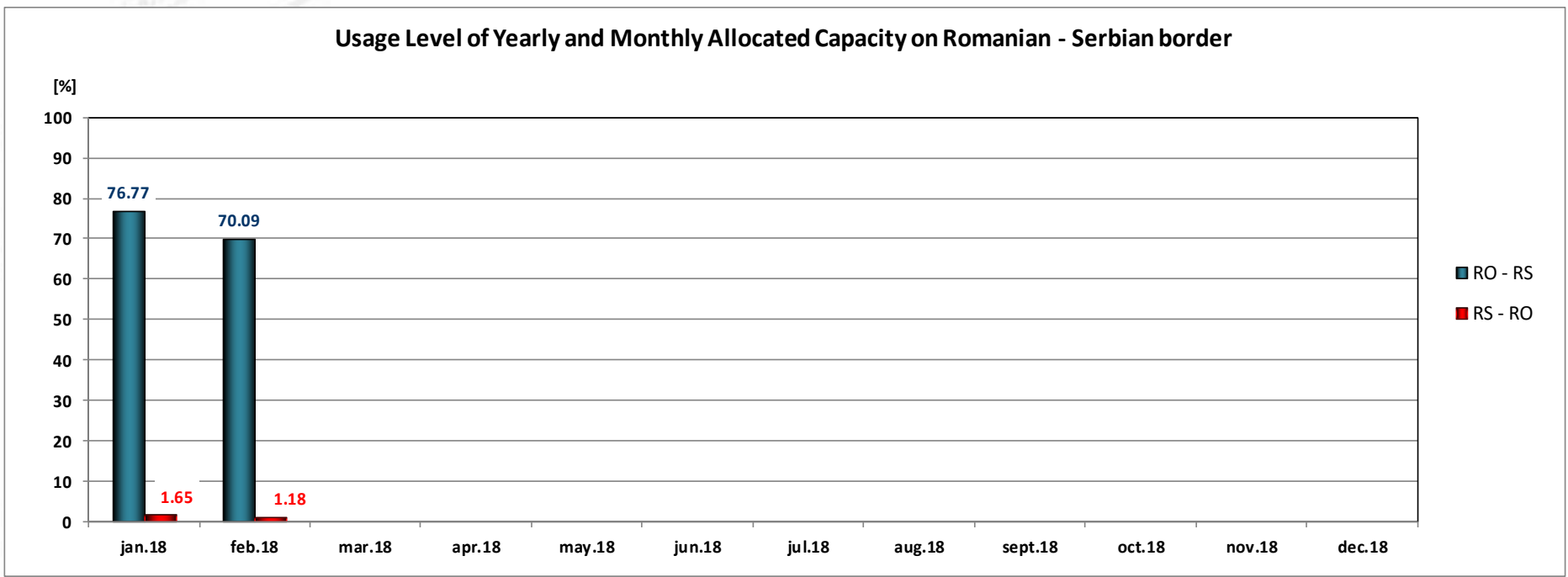


February 2018	1	2	3	4	5	6	7	8	9	10	11	12	13	14	15	16	17	18	19	20	21	22	23	24	25	26	27	28
Import	5.66	38.13	9.63	2.16	19.02	8.01	2.21	1.54	5.43	11.09	0.48	10.80	13.88	1.76	4.69	12.23	24.09	37.21	22.89	19.71	23.99	9.80	30.90	35.53	4.67	3.80	7.30	2.50
Export	64.05	28.06	70.47	73.87	5.82	30.48	92.13	68.84	48.63	13.29	90.91	39.82	15.15	85.81	53.02	34.00	3.26	3.31	30.68	31.93	24.51	49.55	5.00	16.04	82.45	82.03	74.05	90.53

Level of usage of daily allocated capacity, calculated at monthly level, as ratio between sum of nominated daily capacities and sum of daily allocated capacities, has the following values:

- Import 11.70 [%]
- Export 41.07 [%]

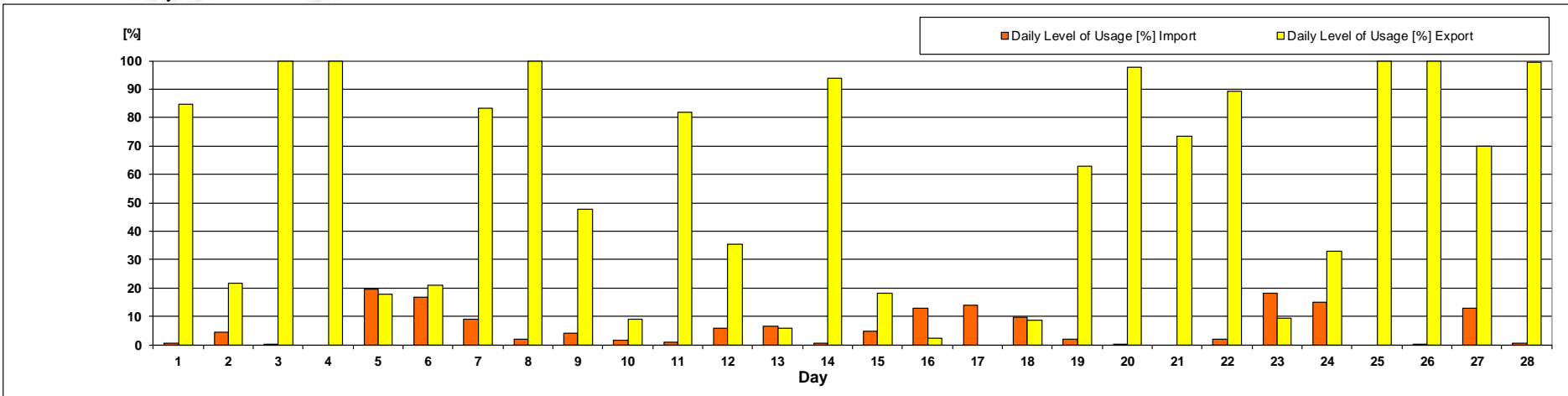
Usage Level of Allocated Capacity



CET
Usage level of yearly and monthly allocated capacity was calculated as ratio between nominated capacity and sum of allocated capacity at yearly and monthly auctions. From the beginning of the year, the average values (arithmetic) of usage level are: 73.43 % on export direction and 1.42 % on import direction.

Usage Level of Daily Allocated Capacity

Serbia February 2018



Daily Level of Usage [%]

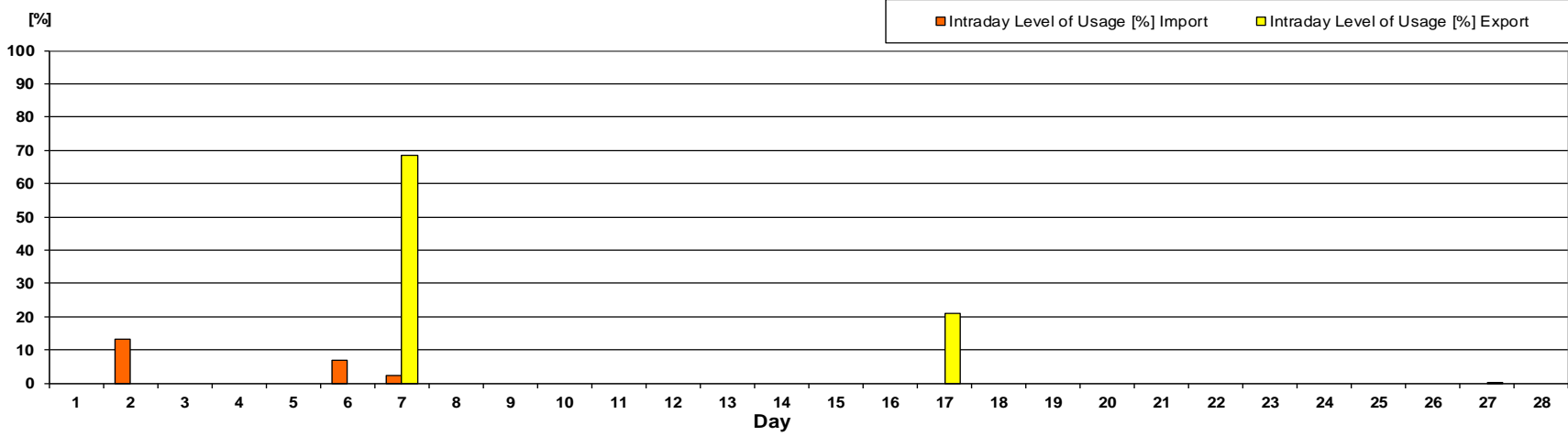
February 2018	1	2	3	4	5	6	7	8	9	10	11	12	13	14	15	16	17	18	19	20	21	22	23	24	25	26	27	28
Import	0.49	4.54	0.02	0.00	19.60	16.76	8.85	1.87	4.17	1.49	1.00	5.66	6.56	0.44	4.63	12.89	13.89	9.83	2.09	0.25	0.00	1.83	17.96	14.96	0.00	0.13	12.73	0.43
Export	84.81	21.72	100.00	100.00	17.75	20.80	83.44	100.00	47.56	8.97	81.99	35.56	5.95	93.94	18.04	2.34	0.00	8.51	62.84	97.80	73.36	89.42	9.37	32.94	100.00	100.00	70.06	99.57

Level of usage of daily allocated capacity, calculated at monthly level, as ratio between sum of nominated daily capacities and sum of daily allocated capacities, has the following values:

- Import 5.69 [%]
- Export 28.82 [%]

Usage Level of Intraday Allocated Capacity

Serbia February 2018



Intraday Level of Usage [%]

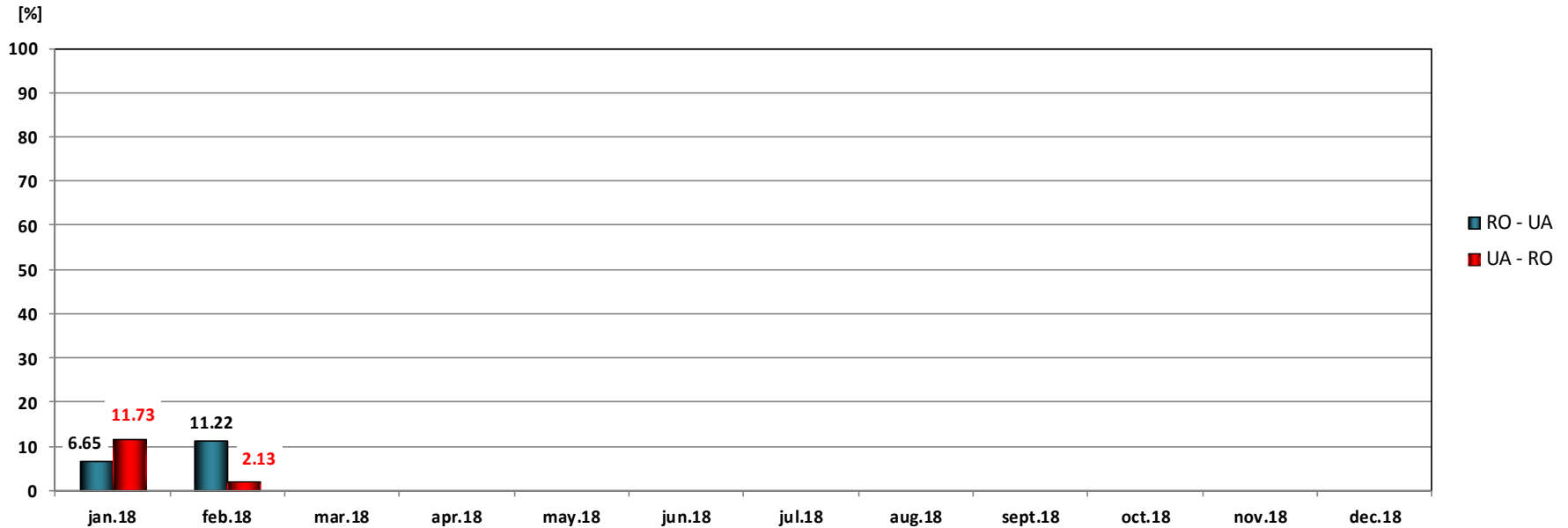
February 2018	1	2	3	4	5	6	7	8	9	10	11	12	13	14	15	16	17	18	19	20	21	22	23	24	25	26	27	28
Import	0.00	13.33	-	-	0.00	6.98	2.31	-	-	-	-	-	-	-	-	0.00	-	-	-	-	-	-	0.00	-	-	-	-	-
Export	0.00	-	-	-	-	0.00	68.45	-	-	-	-	-	-	-	-	-	21.10	0.00	-	0.00	-	-	-	-	-	-	0.32	-

Level of usage of intraday allocated capacity, calculated at monthly level, as ratio between sum of nominated intraday capacities and sum of intraday allocated capacities, has the following values:

- Import 4.30 [%]
- Export 22.51 [%]

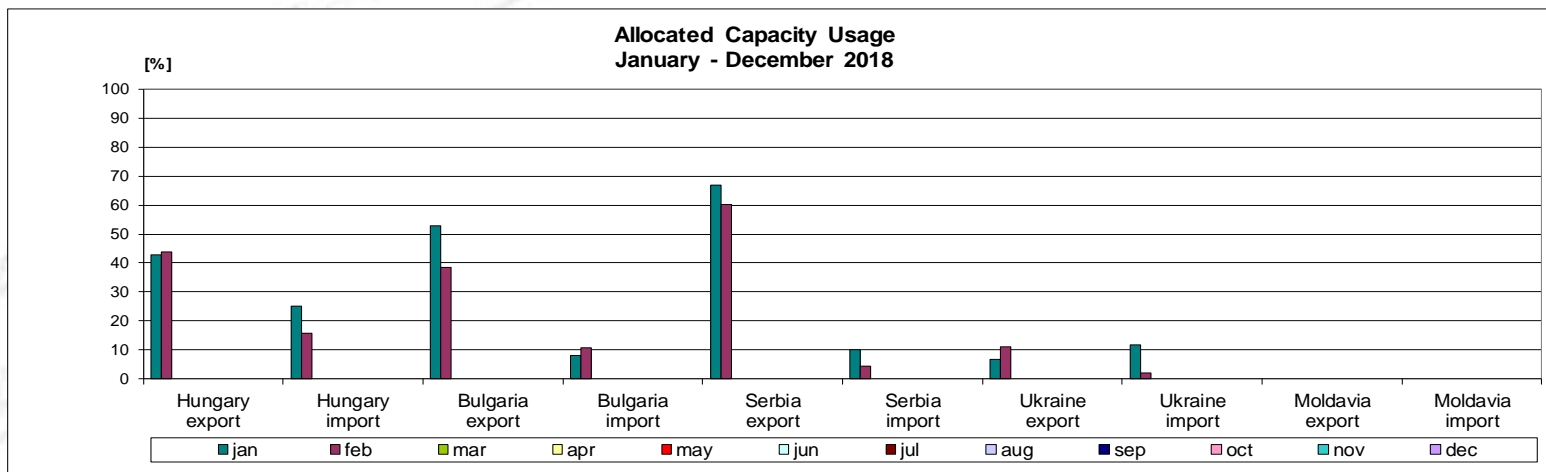
Usage Level of Allocated Capacity

Usage Level of Yearly and Monthly Allocated Capacity on Romanian - Ukrainian border



CET

Usage level of yearly and monthly allocated capacity was calculated as ratio between nominated capacity and sum of allocated capacity at yearly and monthly auctions. From the beginning of the year, the average values (arithmetic) of usage level are: 8.94 % on export direction and 6.93 % on import direction.



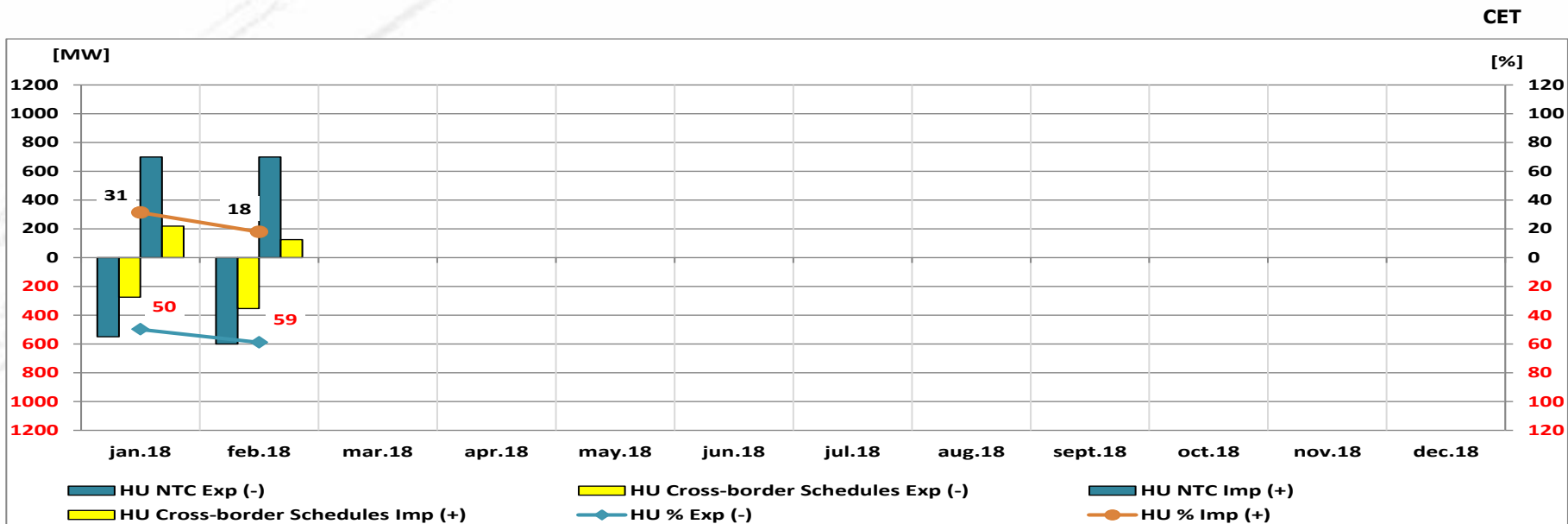
The allocated capacity level of usage on one border and direction represents the percentage ratio between the energy associated with the commercial transactions, nominated during a month, and the energy associated with the allocated capacity by the Romanian and by the neighbouring side, to all participants who have or not counterparties on the other side of the border.

[%]	Hungary export	Hungary import	Bulgaria export	Bulgaria import	Serbia export	Serbia import	Ukraine export	Ukraine import	Moldavia export	Moldavia import
jan	42.85	25.06	52.91	8.06	66.82	10.22	6.65	11.73	-	-
feb	43.95	15.88	38.61	10.71	60.33	4.39	11.22	2.13	-	-
mar										
apr										
may										
jun										
jul										
aug										
sep										
oct										
nov										
dec										
average	43.40	20.47	45.76	9.39	63.58	7.30	8.94	6.93	-	-

Variant B

In February 2018, the highest level of usage on export direction was obtained on Serbian border and the highest level of usage on import direction was obtained on Hungary border.

Usage Level of NTC on Romanian – Hungarian border

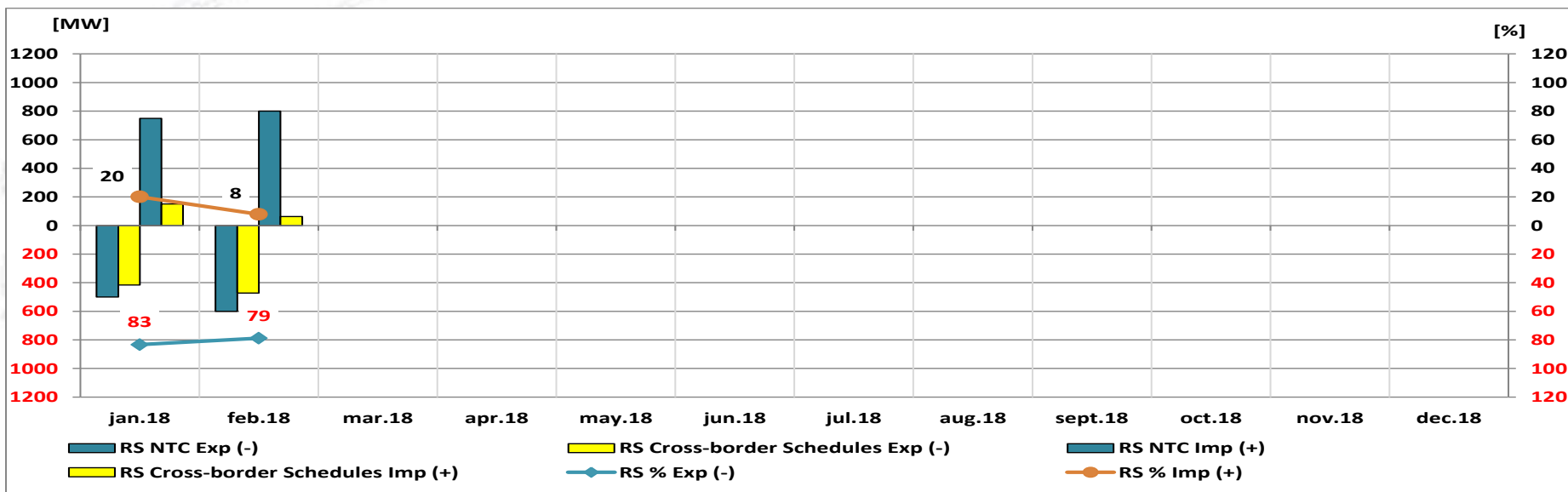


Hungary (monthly averages values, MW)	jan.18	feb.18	mar.18	apr.18	may.18	jun.18	jul.18	aug.18	sept.18	oct.18	nov.18	dec.18
HU NTC Exp (-)	-550	-600										
HU Cross-border Schedules Exp (-)	-274	-354										
HU NTC Imp (+)	700	700										
HU Cross-border Schedules Imp (+)	219	125										

The level of usage was calculated as ratio between total cross-border schedules (capacity nominated on long and short term) and NTC. From the beginning of the year, the average values (arithmetic) of usage level are: 54.41 % on export direction and 24.6 % on import direction.

Usage Level of NTC on Romanian – Serbian border

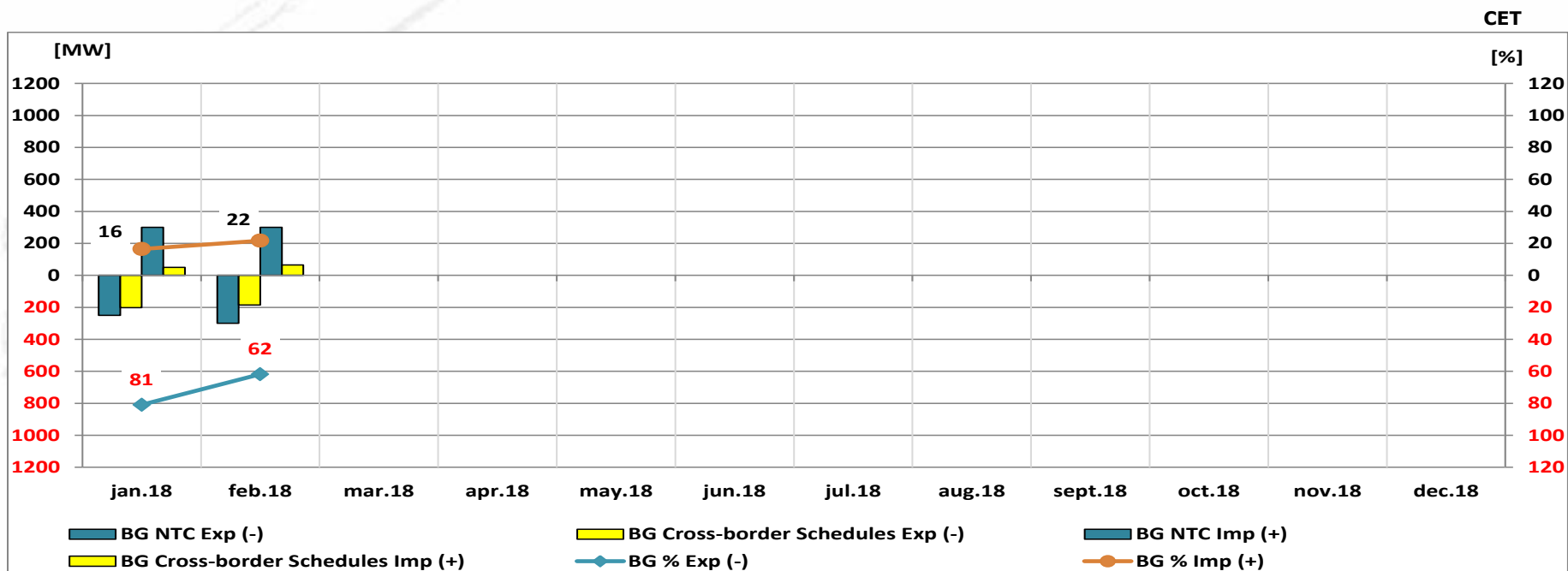
CET



Serbia (monthly averages values, MW)	jan.18	feb.18	mar.18	apr.18	may.18	jun.18	jul.18	aug.18	sept.18	oct.18	nov.18	dec.18
RS NTC Exp (-)	-500	-600										
RS Cross-border Schedules Exp (-)	-416	-473										
RS NTC Imp (+)	750	800										
RS Cross-border Schedules Imp (+)	151	63										

The level of usage was calculated as ratio between total cross-border schedules (capacity nominated on long and short term) and NTC.
From the beginning of the year, the average values (arithmetic) of usage level are: 81.04 % on export direction and 13.95 % on import direction.

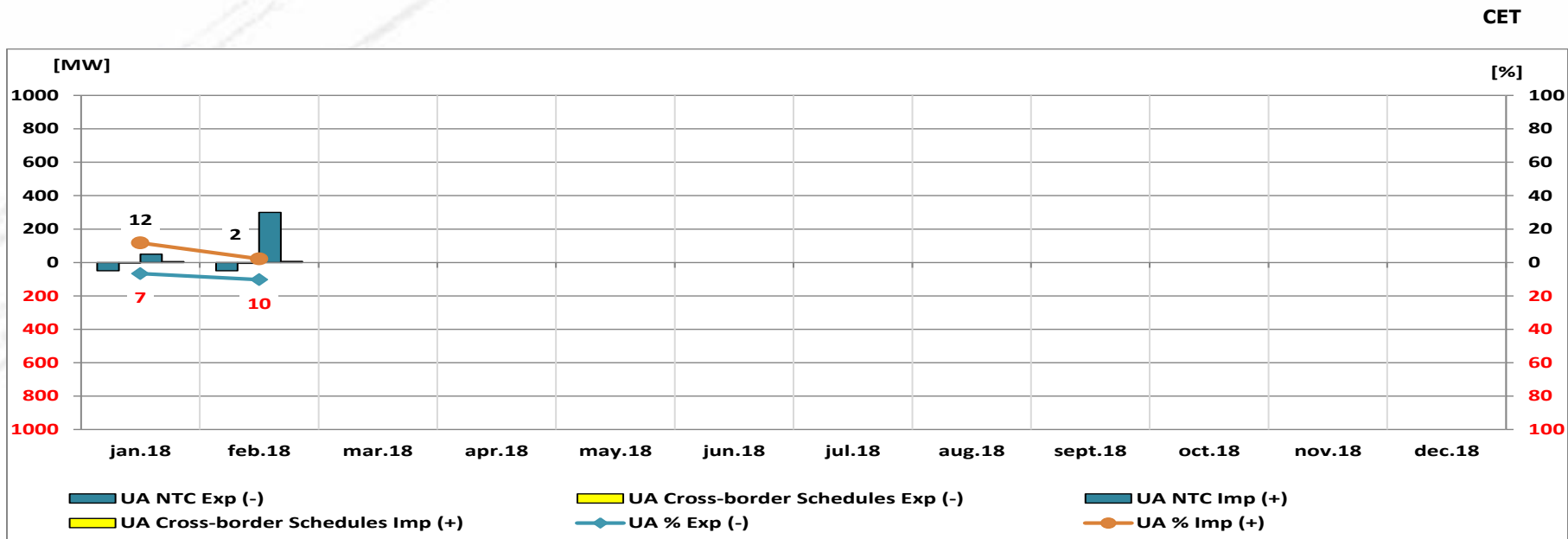
Usage Level of NTC on Romanian – Bulgarian border



Bulgaria (monthly averages values, MW)	jan.18	feb.18	mar.18	apr.18	may.18	jun.18	jul.18	aug.18	sept.18	oct.18	nov.18	dec.18
BG NTC Exp (-)	-250	-300										
BG Cross-border Schedules Exp (-)	-202	-185										
BG NTC Imp (+)	300	300										
BG Cross-border Schedules Imp (+)	49	65										

The level of usage was calculated as ratio between total cross-border schedules (capacity nominated on long and short term) and NTC. From the beginning of the year, the average values (arithmetic) of usage level are: 71.36 % on export direction and 19.08 % on import direction.

Usage Level of NTC on Romanian – Ukrainian border



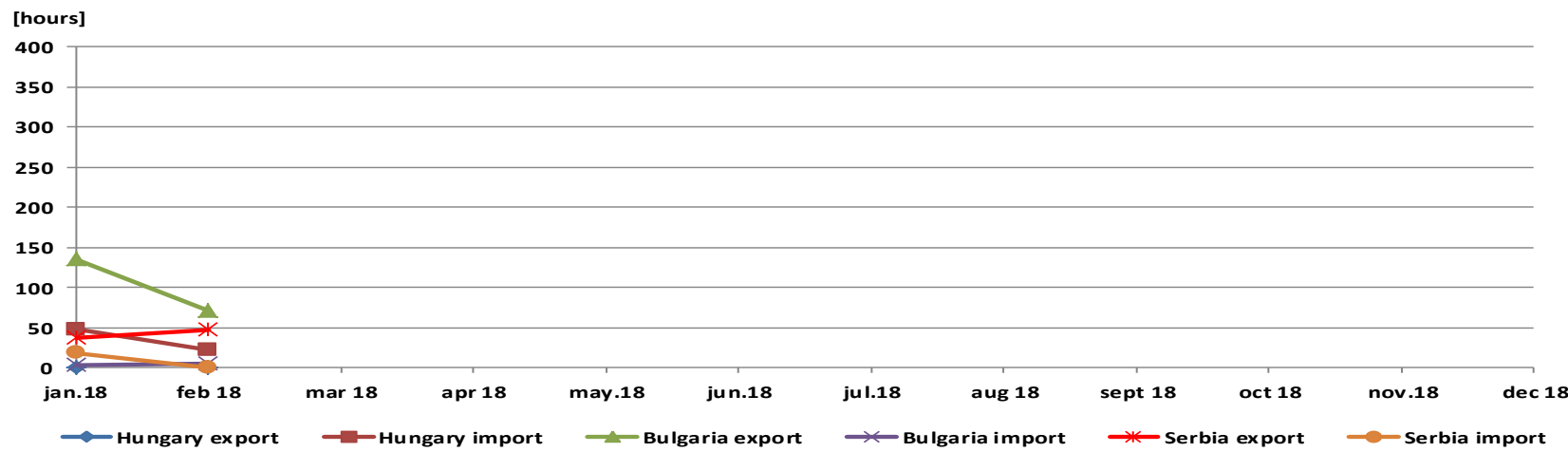
Ukraine (monthly averages values, MW)	jan.18	feb.18	mar.18	apr.18	may.18	jun.18	jul.18	aug.18	sept.18	oct.18	nov.18	dec.18
UA NTC Exp (-)	-50	-50										
UA Cross-border Schedules Exp (-)	-3	-5										
UA NTC Imp (+)	50	300										
UA Cross-border Schedules Imp (+)	6	6										

The level of usage was calculated as ratio between total cross-border schedules (capacity nominated on long and short term) and NTC. From the beginning of the year, the average values (arithmetic) of usage level are: 8.49 % on export direction and 6.93 % on import direction.

Maximization of NTC Usage

CET

Number of hours in which the sum of nominated cross-border schedules is higher than NTC



Number of hours	jan.18	feb.18	mar.18	apr.18	may.18	jun.18	jul.18	aug.18	sept.18	oct.18	nov.18	dec.18
Hungary export	0	0										
Hungary import	48	22										
Bulgaria export	135	71										
Bulgaria import	3	5										
Serbia export	37	47										
Serbia import	18	0										

By making efficient use of the interconnection (applying “netting” principle in daily and intra-day offered capacity calculation) there are some hours in which sum of nominated cross-border schedules is higher than the NTC.

Synthesis (C1, C3, HHI) on type of auction and total values

February 2018

Border	Auction												Total		
	Yearly			Monthly			Daily			Intraday					
	C1 [%]	C3 [%]	HHI	C1 [%]	C3 [%]	HHI	C1 [%]	C3 [%]	HHI	C1 [%]	C3 [%]	HHI	C1 [%]	C3 [%]	HHI
Hungary import	31.14	65.71	1919	35.71	60.71	1852	-	-	-	28.48	79.33	2325	20.10	53.30	1163
Hungary export	30.00	73.14	1983	25.00	57.50	1431	-	-	-	29.91	78.77	2359	18.14	47.42	1018
Bulgaria import	21.00	51.00	1332	37.50	68.75	2223	45.70	78.04	2832	-	-	-	34.19	63.15	1734
Bulgaria export	32.00	63.00	1834	25.00	60.00	1606	39.37	80.01	2762	-	-	-	29.71	63.87	1679
Serbia import	59.33	82.67	3881	19.23	46.15	1265	31.71	74.67	2264	51.72	100.00	4364	22.54	63.17	1586
Serbia export	36.50	76.00	2323	50.00	78.75	3027	43.57	79.05	2705	34.75	85.05	2728	35.32	56.08	1731
Ukraine import	-	-	-	50.00	75.00	3010	-	-	-	-	-	-	50.00	75.00	3010
Ukraine export	-	-	-	54.35	100.00	5038	-	-	-	-	-	-	54.35	100.00	5038
Moldavia import	-	-	-	-	-	-	-	-	-	-	-	-	-	-	-

Note:

- Starting with 20.11.2014, on Hungarian border the implicit daily allocation is done through the market coupling mechanism of CZ-SK-HU day-ahead electricity markets.
- Starting with 01.01.2015, intraday auctions are no longer organized on the Bulgarian border, since the Bulgarian market rules do not allow intraday cross-border exchanges.

Email: Monitorizare.Piata@transelectrica.ro

Fax: 021 3035630