

MARKET MONITORING REPORT

Market for Allocation of Cross-Border Capacities

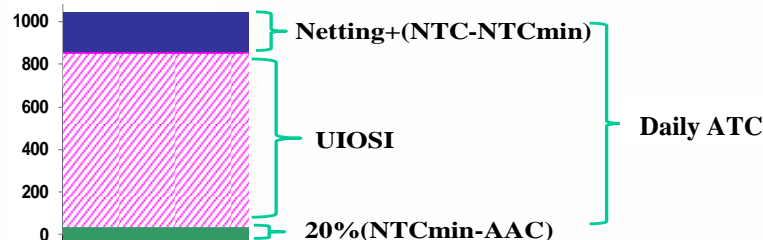
March 2018

ANRE - Romanian Energy Regulatory Authority
HHI - Herfindahl-Hirschman Index
BRP - Balance Responsible Party
BM - Balancing Market
DAM - Day Ahead Market
TSO - Transmission System Operator
DU – Dispatchable Unit
PN – Physical Notification
NDC - National Dispatching Center
C1 – The market share of the largest market participant
C3 – Total market share of top 3 market participants
NPS – Minimum number of residual generators
TTC – Total Transfer Capacity
NTC – Net Transfer Capacity
ATC – Available Transfer Capacity

According to the Commercial Code, Transelectrica, the Romanian Transmission System Operator, operates and monitors the activity of 3 types of markets: Balancing Market, Ancillary Services Market and Market for Allocation of Cross-Border Capacities.

Using the records from the markets data bases, Transelectrica prepares daily, weekly and monthly monitoring reports. A part of the data included in these reports (those data which are not confidential) is published on the website **www.transelectrica.ro**

- According to the agreements between Transelectrica and neighbors for year 2018 :
 - ✓ on the Bulgarian border, the bilateral coordinated allocation is done for 100% of total capacity by Transelectrica for long term auctions and by ESO EAD for daily auctions. The “netting” principle is applied to daily allocation. Starting with 01.01.2015, intraday auctions are no longer organized on the Bulgarian border, since the Bulgarian market rules are not allowing intraday cross-border exchanges, modifications of the notified schedules after 15:30 (CET) in D-1 for day D are prohibited.
 - ✓ on the Hungarian border, the bilateral coordinated allocation, is done for 100% of total capacity by MAVIR for long term auctions (based on Allocation Rules for Forward Capacity Allocation (HAR) and border specific Annex) and by Transelectrica for intra-day auctions. Implicit daily allocations are held since the CZ-SK-HU-RO day-ahead market coupling. In the event of decoupling, MAVIR is in charge with the explicit daily auctions (shadow auctions) for RO-HU border. The “netting” is applied to daily and intra-day allocation.
 - ✓ on the Serbian border, the bilateral coordinated allocation, is done for 100% of total capacity by EMS (Serbia) for daily auctions and by Transelectrica for long term daily and intra-day auctions. The “netting” is applied to daily and intra-day allocation.
 - ✓ *The („ use it or sell it”)* principle is applied on Hungarian, Bulgarian and Serbian borders.
 - ✓ on Hungarian and Bulgarian borders is applied:
 - ✓ reservation of a percentage of interconnection capacity for short term auction, offered capacity being calculated as 80% of the minimum of available capacities of all periods of the month;
 - ✓ introduction of UIOSI („ use it or sell it”) principle.



- Transelectrica’s auctions are held on Damas platform, with euro currency trading.
- Starting with 1st of January 2018, on Romania – Bulgaria and Romania – Serbia borders and starting with 1st of February 2018 on Romania – Hungary border, the use of the physical transport rights is performed in accordance with the m:n nomination principle, for all time horizons.

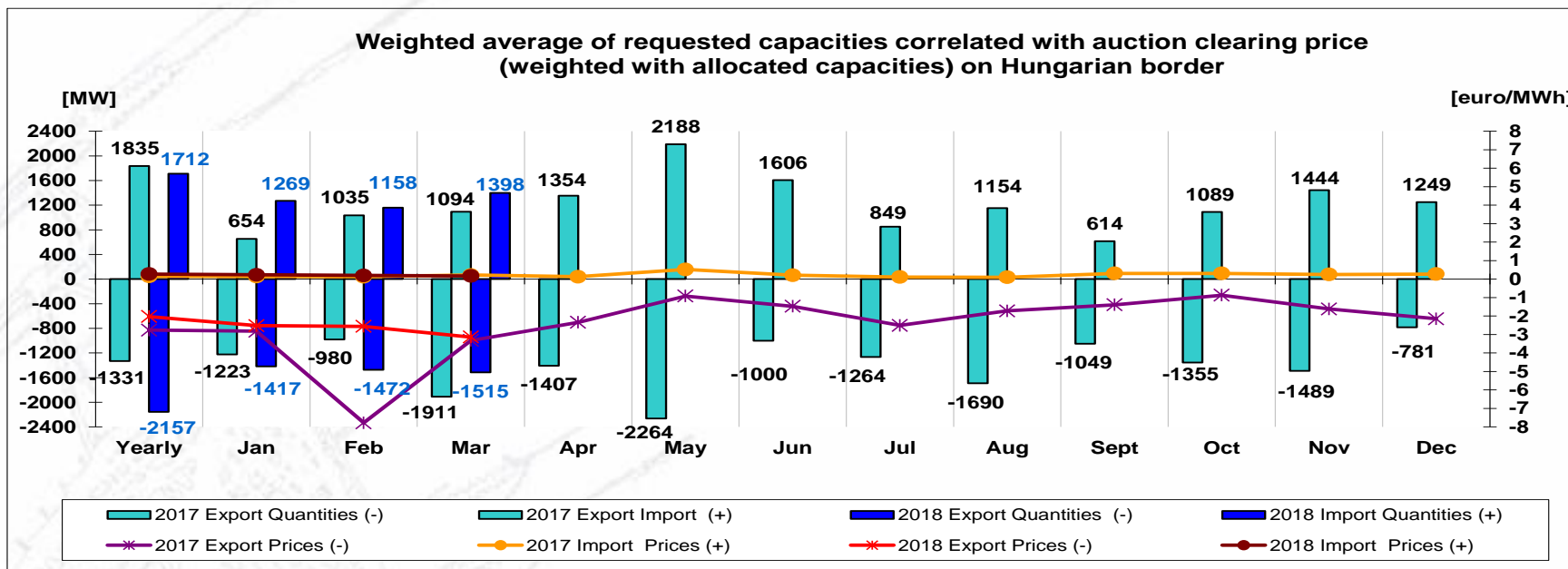
- Long term auction results on the Hungarian border and daily auction results on the Bulgarian and Serbian borders (auction prices, allocated capacities) are provided by the respective TSO's.
- The intra-day allocation is done in six auction sessions for time intervals: 00:00-04:00, 04:00-08:00, 08:00-12:00, 12:00-16:00, 16:00-20:00, 20:00-00:00 CET.
- Usage of allocated capacity on Ukrainian and Moldavian border is restricted by Ukrainian TSO agreement and respectively by the approval of the distribution operator of the passive consumption islands.
- In March 2018, auctions were held as:
 - ✓ import Hungary*: 01.03 – 31.03.2018;
 - ✓ export Hungary: 02.03 – 04.03.2018; 05.03 – 09.03.2018; 10.03 – 11.03.2018; 17.03 – 18.03.2018; 19.03 – 25.03.2018; 26.03 – 31.03.2018;
 - ✓ import/export Bulgaria*: 01.03 – 31.03.2018;
 - ✓ import Serbia: 01.03 – 31.03.2018;
 - ✓ export Serbia: 01.03 – 11.03.2018; 17.03 – 31.03.2018;
 - ✓ import/export Ukraine: 01.03 – 31.03.2018.
- In March 2018 there were no auctions held on Moldavian border. On export direction to Serbia (during the period 12.03 – 16.03.2018) and on export direction to Hungary (during the periods 01.03.2018 and 12.03 – 16.03.2018), ATC was zero at monthly auction due to full allocation of capacity at yearly auction.
- Due to lack of request from participants, there was capacity not allocated at monthly auction as it follows:
 - 44 MW, on import direction from Ukraine;
 - 25 MW, on export direction to Ukraine.

* according to the allocation rules, monthly offered capacity was calculated taking into account the minimum of NTC's monthly value.

Monthly auction Results of 01 – 31 March 2018

	Prices [euro/MWh]	Capacities [MW]								
	Results	TTC	NTC	ATC	AAC	Reserved	Offered	Requested	Alocated	Final Rights*
Hungary export										
01 March 2018	-	450	350	0	350	0	0	-	-	350
02 - 04 March 2018	3.14	700	600	250	350	0	200	1515	200	550
05 - 09 March 2018	3.14	600	500	150	350	0	120	1515	120	470
10 - 11 March 2018	3.14	700	600	250	350	0	200	1515	200	550
12 - 16 March 2018	-	450	350	0	350	0	0	-	-	350
17 - 18 March 2018	3.14	700	600	250	350	0	200	1515	200	550
19 - 25 March 2018	3.14	650	550	200	350	0	160	1515	160	510
26 - 31 March 2018	3.14	700	600	250	350	0	200	1515	200	550
Hungary import										
01 - 31 March 2018	0.17	800	700	350	350	0	280	1398	278	628
Bulgaria export										
01 - 31 March 2018	2.81	400	300	200	100	-	160	700	160	260
Bulgaria import										
01 - 31 March 2018	0.33	400	300	200	100	-	160	510	160	260
Serbia export										
01 - 11 March 2018	2.41	450	350	150	200	-	150	687	150	350
12 - 16 March 2018	-	300	200	0	200	-	0	-	-	200
17 - 31 March 2018	2.11	500	400	200	200	-	200	722	200	400
Serbia import										
01 - 31 March 2018	0.01	900	800	650	150	-	650	673	650	800
Ukraine export										
01 - 31 March 2018	0.00	150	50	50	0	-	50	25	25	25
Ukraine import										
01 - 31 March 2018	0.00	300	200	200	0	-	200	156	156	156
Moldavia export										
01 - 31 March 2018	-	-	-	-	-	-	-	-	-	-
Moldavia import										
01 - 28 March 2018	-	-	-	-	-	-	-	-	-	-
RO_Vulcanesti	-	-	-	-	-	-	-	-	-	-
01 - 28 March 2018	-	-	-	-	-	-	-	-	-	-
RO_Costesti	-	-	-	-	-	-	-	-	-	-
01 - 28 March 2018	-	-	-	-	-	-	-	-	-	-
RO_Cioara	-	-	-	-	-	-	-	-	-	-

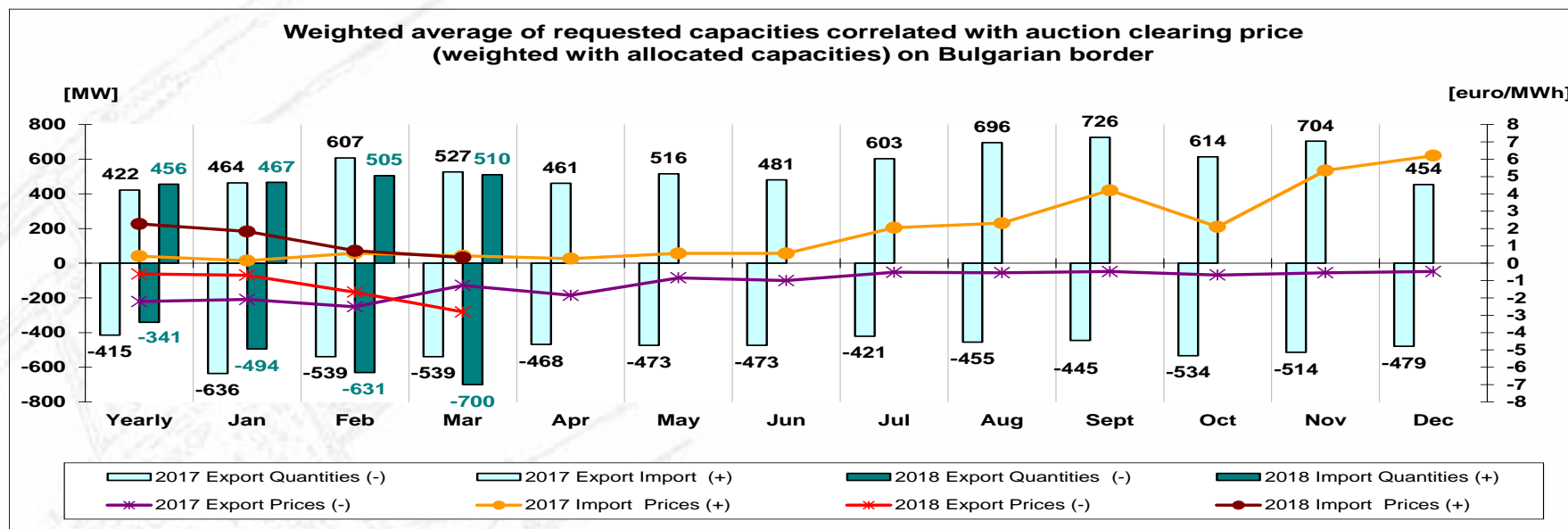
* final rights = monthly allocated capacity + yearly allocated capacity after withdrawals.



Border	Yearly	Jan. 18	Feb.18	Mar.18	Apr.18	May 18	Jun. 18	Jul. 18	Aug. 18	Sept. 18	Oct. 18	Nov.18	Dec. 18
Hungary export	2.03	2.52	2.56	3.14									
Hungary import	0.27	0.23	0.20	0.17									

Border	Yearly	Jan. 17	Feb.17	Mar.17	Apr.17	May 17	Jun. 17	Jul. 17	Aug. 17	Sept. 17	Oct. 17	Nov.17	Dec. 17
Hungary export	2.76	2.82	7.78	3.32	2.34	0.92	1.47	2.51	1.72	1.39	0.87	1.62	2.15
Hungary import	0.15	0.14	0.13	0.22	0.13	0.52	0.21	0.11	0.10	0.31	0.31	0.25	0.27

- Compared with previous year, in March 2018 the auction price slightly decreased on export direction, while offered capacity and capacity request were lower. In March 2018, monthly auction price maintained low on import direction.

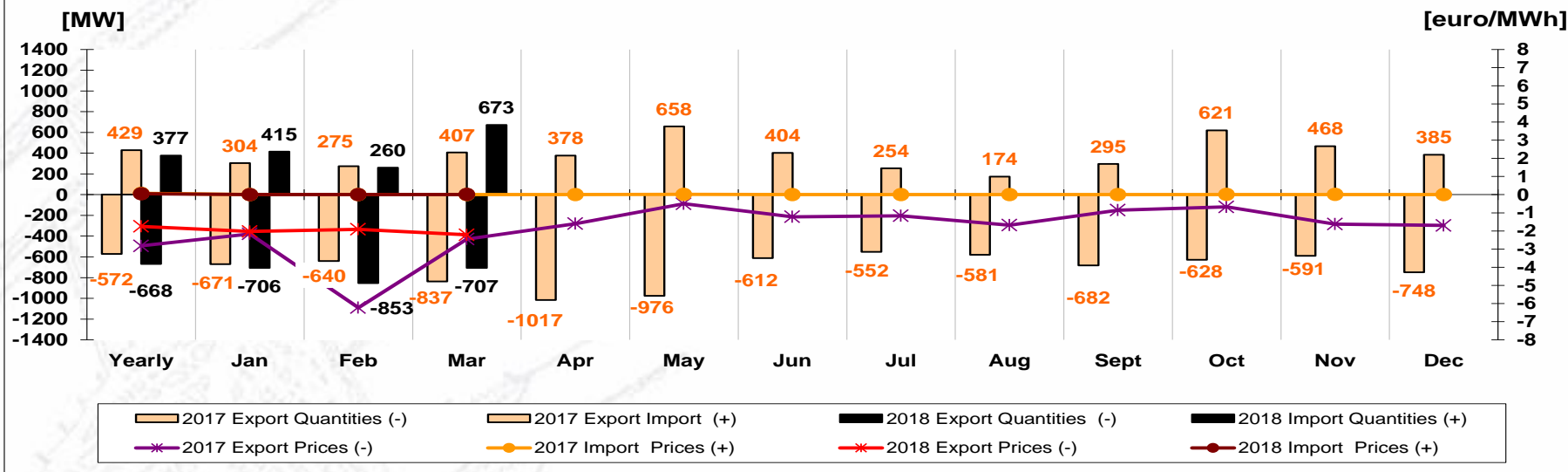


Border	Yearly	Jan. 18	Feb.18	Mar.18	Apr.18	May 18	Jun. 18	Jul. 18	Aug. 18	Sept. 18	Oct. 18	Nov.18	Dec. 18
Bulgaria export	0.62	0.69	1.67	2.81									
Bulgaria import	2.27	1.83	0.72	0.33									

Border	Yearly	Jan. 17	Feb.17	Mar.17	Apr.17	May 17	Jun. 17	Jul. 17	Aug. 17	Sept. 17	Oct. 17	Nov.17	Dec. 17
Bulgaria export	2.21	2.09	2.51	1.28	1.85	0.84	1.00	0.52	0.55	0.48	0.68	0.55	0.48
Bulgaria import	0.41	0.15	0.58	0.43	0.27	0.57	0.57	2.05	2.31	4.21	2.10	5.35	6.21

- Compared with the previous year, in March 2018 the auction price increased on export direction, while offered capacity did not vary and capacity request was higher. The auction price slightly decreased on import direction, while offered capacity did not vary and capacity request was lower.

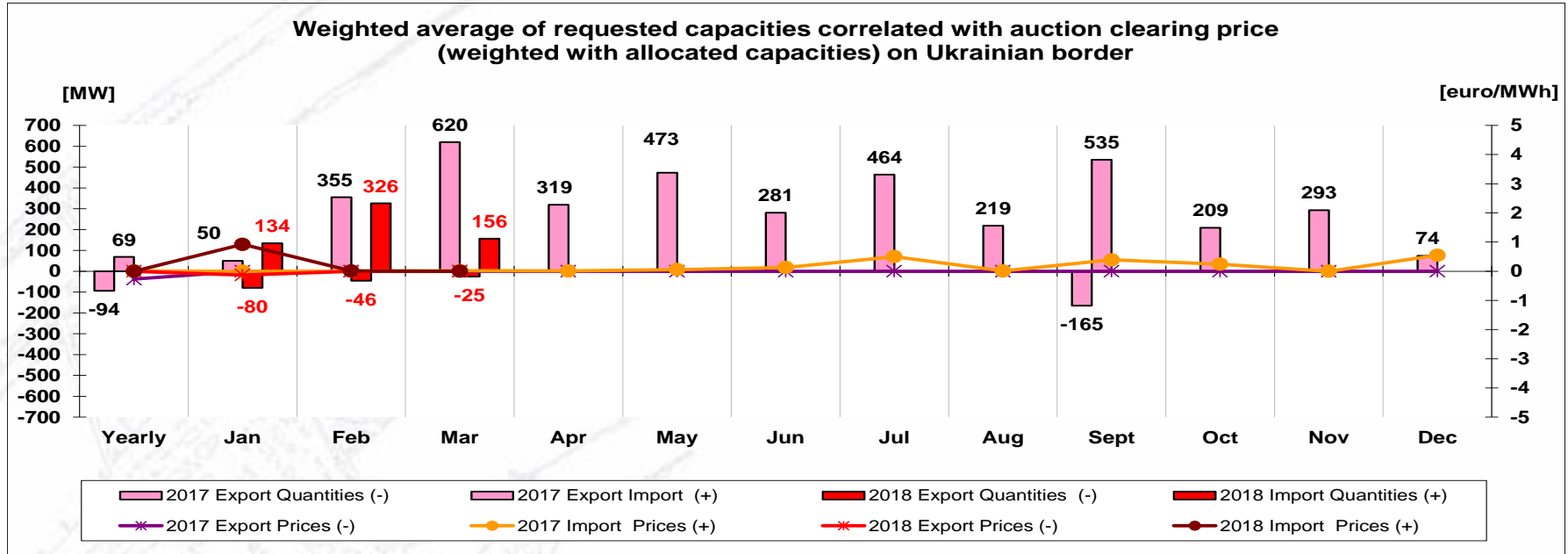
Weighted average of requested capacities correlated with auction clearing price (weighted with allocated capacities) on Serbian border



Border	Yearly	Jan. 18	Feb.18	Mar.18	Apr.18	May 18	Jun. 18	Jul. 18	Aug. 18	Sept. 18	Oct. 18	Nov.18	Dec. 18
Serbia export	1.75	2.03	1.91	2.22									
Serbia import	0.05	0.00	0.00	0.01									

Border	Yearly	Jan. 17	Feb.17	Mar.17	Apr.17	May 17	Jun. 17	Jul. 17	Aug. 17	Sept. 17	Oct. 17	Nov.17	Dec. 17
Serbia export	2.82	2.16	6.23	2.45	1.60	0.50	1.22	1.16	1.68	0.86	0.67	1.62	1.69
Serbia import	0.07	0.00	0.00	0.00	0.00	0.01	0.00	0.00	0.00	0.01	0.01	0.01	0.00

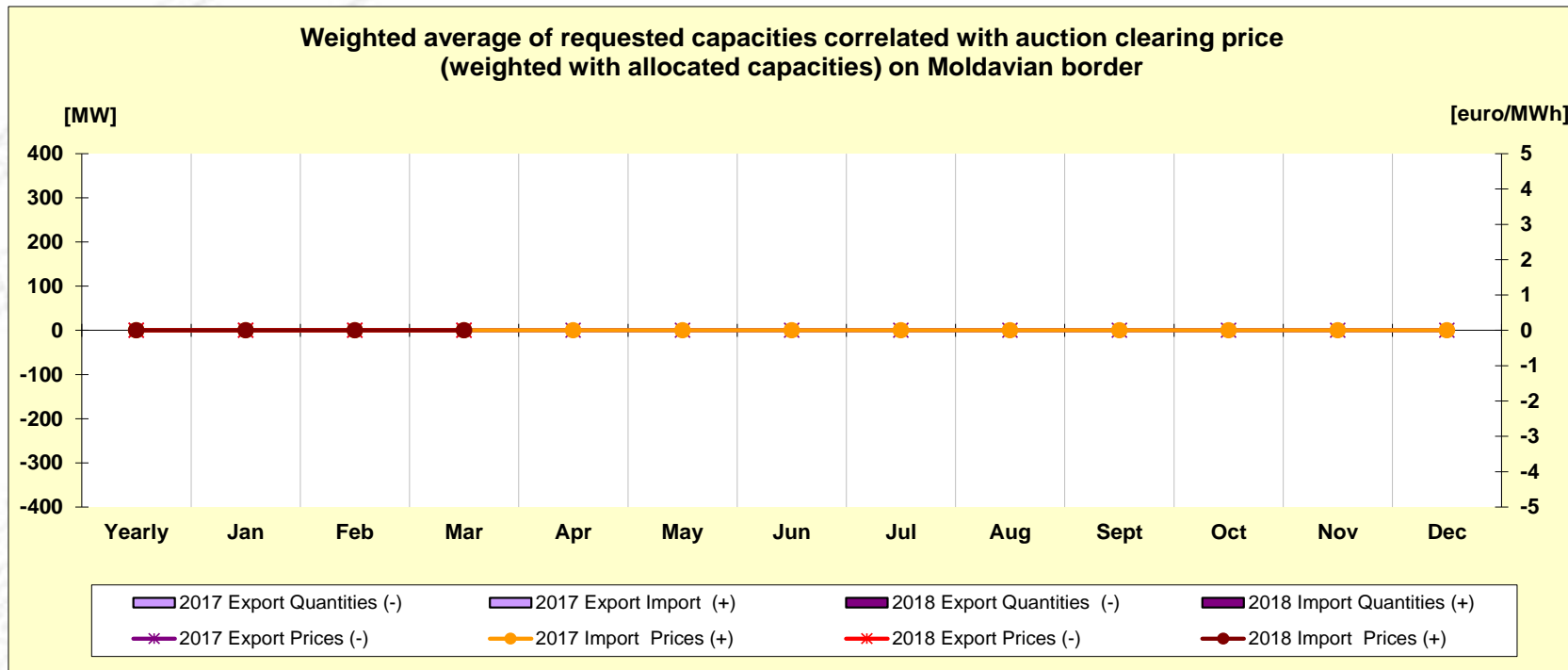
- Compared with the previous year, in March 2018 the auction price slightly decreased on export direction, while offered capacity and capacity request were lower. In March 2018 monthly auction price was 0.01 euro/MWh on import direction.



Border	Yearly	Jan. 18	Feb.18	Mar.18	Apr.18	May 18	Jun. 18	Jul. 18	Aug. 18	Sept. 18	Oct. 18	Nov.18	Dec. 18
Ukraine export	-	0.13	0.00	0.00									
Ukraine import	-	0.92	0.01	0.00									

Border	Yearly	Jan. 17	Feb.17	Mar.17	Apr.17	May 17	Jun. 17	Jul. 17	Aug. 17	Sept. 17	Oct. 17	Nov.17	Dec. 17
Ukraine export	0.27	-	-	-	-	-	-	-	-	0.00	-	-	-
Ukraine import	0.01	0.00	0.00	0.02	0.01	0.06	0.13	0.50	0.01	0.39	0.24	-	0.55

- Compared with the previous year, in March 2018 auction price was zero on import direction, while offered capacity and capacity request were lower. Compared with similar period of the previous year, offered capacity was different from zero and auction price was zero on export direction.

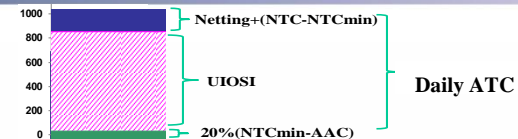


Border	Yearly	Jan. 18	Feb.18	Mar.18	Apr.18	May 18	Jun. 18	Jul. 18	Aug. 18	Sept. 18	Oct. 18	Nov.18	Dec. 18
Moldavia export	-	-	-	-									
Moldavia import	-	-	-	-									

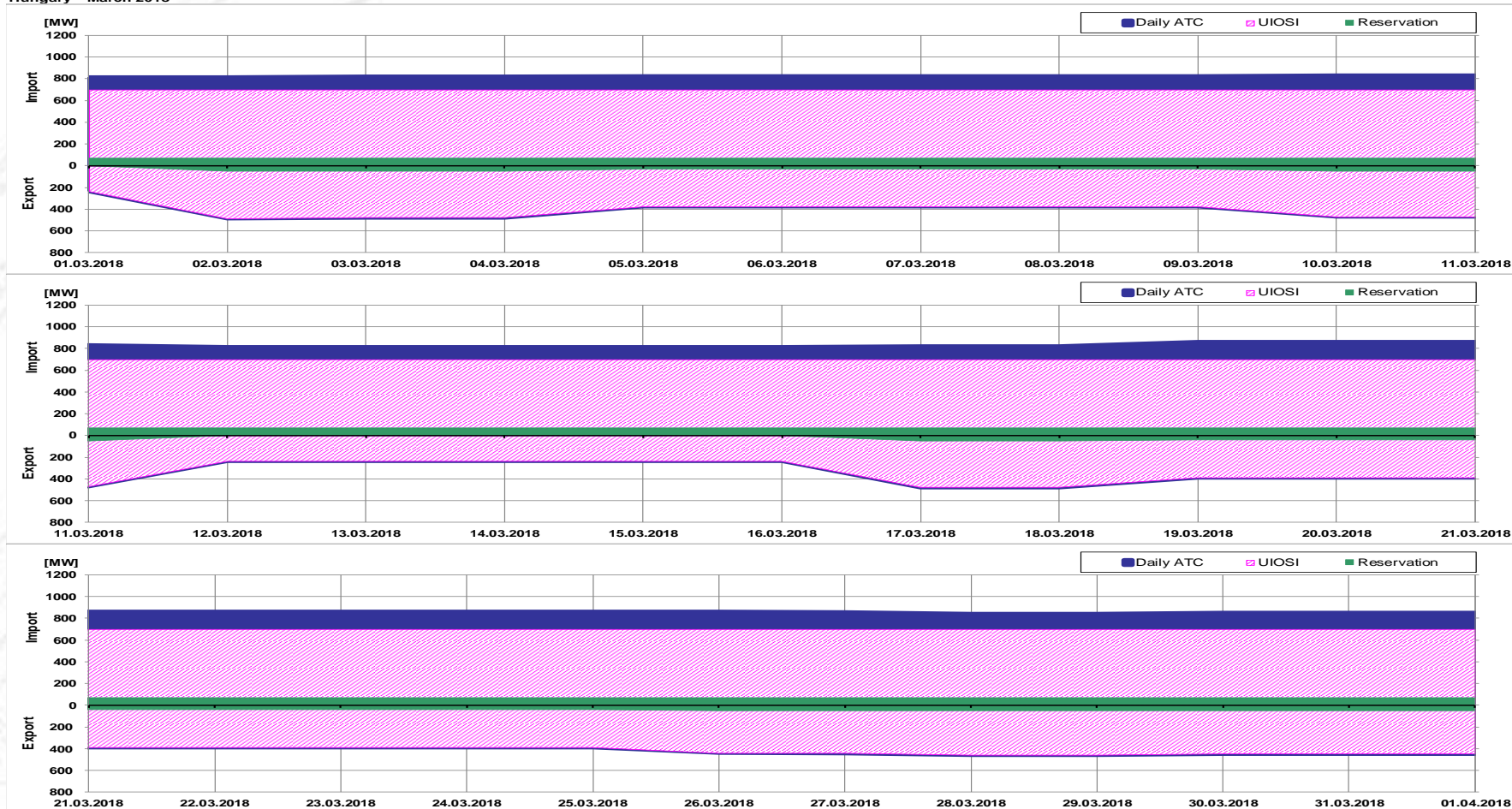
Border	Yearly	Jan. 17	Feb.17	Mar.17	Apr.17	May 17	Jun. 17	Jul. 17	Aug. 17	Sept. 17	Oct. 17	Nov.17	Dec. 17
Moldavia export	-	-	-	-	-	-	-	-	-	-	-	-	-
Moldavia import	-	-	-	-	-	-	-	-	-	-	-	-	-

Daily implicit Auctions on Romanian – Hungarian border

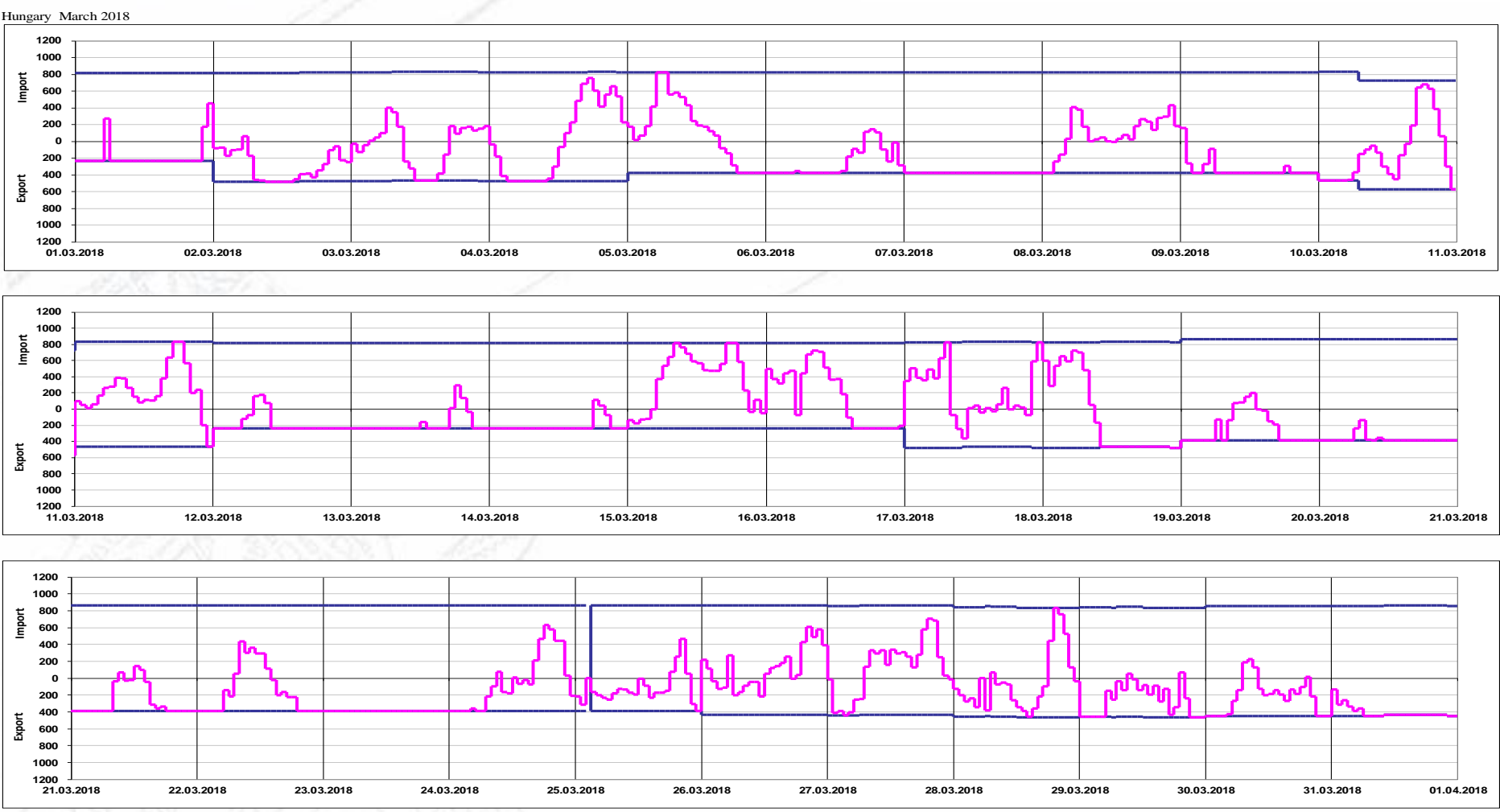
Reserved Capacity [MW] average value		Unused Capacity [MW] average value	
RO-HU	HU-RO	RO-HU	HU-RO
35	70	355	628



Hungary March 2018



Daily implicit Auctions on Romanian – Hungarian border



Offered Capacity on Daily Auction [MW]

Net Position Border RO – HU [MWh]

Public

Daily implicit Auctions on Romanian – Hungarian border

DAM Prices RO [Euro/MWh]

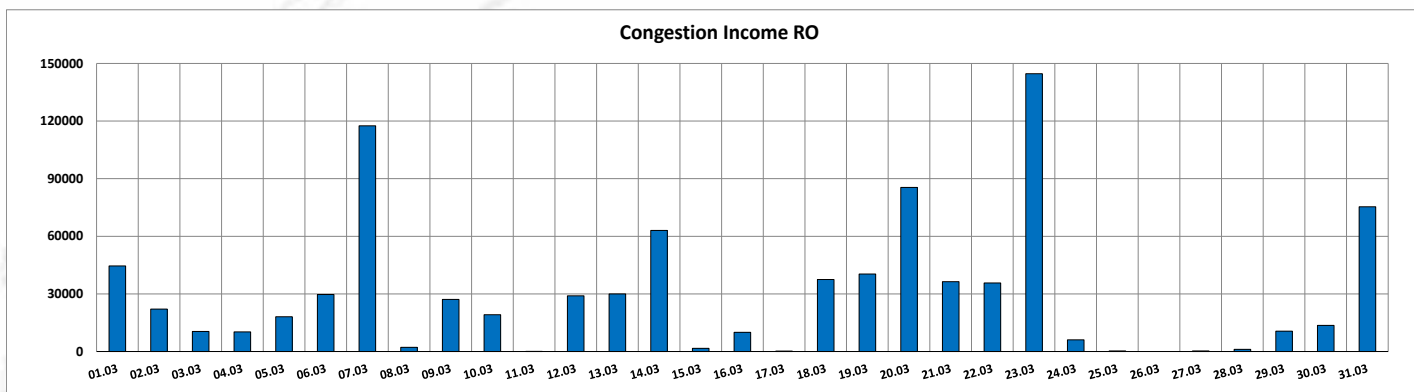
Day	1	2	3	4	5	6	7	8	9	10	11	12	13	14	15	16	17	18	19	20	21	22	23	24	Max
1	1.00	1.07	4.30	10.95	29.85	45.07	64.43	82.47	85.90	85.90	81.82	80.13	82.47	75.38	75.17	70.66	72.80	89.00	91.49	91.49	86.33	68.51	66.58	57.34	91.49
2	50.48	36.03	33.95	32.59	34.10	52.98	61.01	69.50	80.14	74.64	72.71	68.42	70.56	68.42	68.90	68.42	69.54	86.01	91.37	90.08	84.29	61.55	68.63	60.91	91.37
3	37.67	35.00	34.13	33.92	33.54	33.45	32.03	38.42	42.83	45.58	40.53	36.07	25.75	15.03	17.50	31.96	37.84	46.08	66.31	68.47	61.61	55.17	40.03	32.93	68.47
4	27.91	25.47	25.40	19.53	19.53	12.30	15.54	20.73	30.45	28.01	32.45	35.02	35.54	33.65	34.81	32.07	36.19	52.03	70.62	68.47	52.06	40.09	35.58	29.94	70.62
5	29.01	30.01	30.11	28.97	31.02	40.78	47.85	63.41	68.68	64.39	67.72	61.60	60.96	53.00	50.40	51.30	53.42	60.03	70.86	63.75	49.15	28.00	28.12	10.73	70.86
6	21.25	19.32	11.16	10.95	19.53	37.37	36.06	47.01	49.58	49.15	42.82	43.34	49.15	48.00	47.40	50.59	52.06	62.16	78.21	70.62	56.51	52.48	43.58	37.00	78.21
7	29.62	19.53	10.73	6.44	18.00	25.54	36.05	47.00	44.00	42.00	36.05	26.00	17.38	6.44	2.15	5.37	13.09	29.62	42.28	38.20	34.77	29.00	29.62	22.00	47.00
8	25.54	19.87	19.87	23.61	29.38	32.51	39.71	53.01	61.59	53.22	47.00	42.05	40.78	39.94	37.50	37.50	44.16	55.15	73.32	72.65	51.29	40.00	33.17	26.91	73.32
9	20.96	20.00	18.03	18.03	22.99	27.09	31.55	40.13	44.21	40.67	33.69	29.62	29.62	26.97	28.19	32.30	32.19	48.93	54.95	50.22	38.41	29.62	33.00	24.87	54.95
10	10.73	10.30	10.30	10.30	14.59	25.41	28.00	30.50	34.62	37.00	36.50	36.50	34.98	32.90	31.00	31.06	32.99	36.71	45.00	43.71	37.37	34.09	32.90	28.90	45.00
11	26.05	21.33	21.00	20.24	20.93	21.00	21.00	22.00	23.51	24.95	24.37	24.54	21.00	20.23	20.18	21.04	22.50	27.59	33.77	34.00	30.20	26.83	25.51	20.83	34.00
12	12.45	10.31	10.31	10.31	12.45	28.34	39.50	47.31	49.00	48.96	45.03	41.39	38.19	36.07	29.63	29.63	29.63	36.07	47.55	42.73	27.91	6.44	5.37	0.21	49.00
13	0.19	0.19	0.21	0.21	2.15	10.52	21.47	42.73	42.73	32.41	35.86	36.07	42.03	36.50	36.07	36.50	42.73	47.10	52.42	50.56	43.64	31.57	25.55	16.75	52.42
14	6.44	5.36	6.44	10.30	10.30	29.82	35.40	40.11	40.11	27.67	16.73	10.73	10.30	10.30	10.30	10.73	14.30	40.11	62.92	63.50	51.00	31.75	34.11	22.30	63.50
15	24.70	22.60	21.23	19.50	21.47	24.40	34.29	41.00	40.12	33.96	28.07	26.50	23.90	23.31	21.57	24.95	28.01	33.97	38.19	38.19	32.66	27.06	24.50	17.69	41.00
16	8.77	7.00	5.36	5.32	8.72	12.72	27.41	40.00	44.01	42.25	41.00	38.64	37.00	33.99	30.05	15.01	10.72	21.45	37.98	30.03	10.30	10.30	10.30	10.15	44.01
17	2.09	0.21	0.21	0.95	0.21	1.13	1.09	6.54	12.89	34.04	39.98	30.96	28.96	29.82	19.63	14.59	15.83	22.40	40.30	36.04	28.00	12.87	6.48	0.06	40.30
18	0.03	0.08	0.02	0.00	0.00	0.00	0.00	0.02	0.21	7.58	10.29	10.29	6.43	2.38	2.14	2.14	2.38	10.29	10.29	10.29	10.29	10.29	7.58	6.43	10.29
19	2.14	4.29	6.43	10.29	10.29	31.51	52.40	64.31	64.00	57.10	53.51	50.80	48.00	47.10	47.43	49.00	52.10	59.86	68.39	64.97	51.24	31.51	10.29	10.29	68.39
20	10.29	10.29	10.29	8.58	10.29	10.29	45.08	53.03	52.99	44.16	40.54	38.16	26.97	10.93	10.50	10.29	18.81	36.02	46.95	44.16	38.72	20.79	10.29	10.29	53.03
21	23.69	12.69	15.69	25.69	30.01	32.69	40.73	71.17	71.97	61.28	53.71	48.62	46.07	45.84	45.00	46.19	49.65	58.30	64.31	61.52	50.80	39.70	21.44	10.29	71.97
22	27.65	17.15	10.50	10.29	10.29	24.00	33.45	40.66	43.00	41.00	38.15	38.00	38.58	38.36	38.83	42.16	45.84	54.70	64.70	64.52	40.51	20.00	10.29	2.14	64.70
23	10.29	8.57	2.15	1.07	2.14	10.29	10.50	39.66	39.96	36.01	24.00	30.01	36.44	21.44	10.72	10.29	17.15	40.51	44.16	44.16	40.51	31.30	15.01	10.29	44.16
24	34.08	32.00	34.08	31.51	37.50	33.00	36.01	41.07	42.19	43.50	40.98	38.80	37.50	36.50	36.34	36.62	40.91	46.47	55.10	59.87	53.80	47.29	44.92	40.20	59.87
25	28.09	25.71		19.22	18.67	16.80	24.00	29.02	25.46	28.08	31.50	29.49	27.26	24.36	22.19	24.00	25.95	31.36	41.50	46.80	46.00	42.86	39.30	25.51	46.80
26	35.03	34.69	31	28.00	33.19	39.75	56.05	70.03	70.30	64.46	57.17	53.78	51.23	49.23	46.50	47.40	46.55	50.50	61.69	71.33	66.40	53.35	46.91	41.00	71.33
27	41.47	40.95	29.80	26.48	31.05	41.00	51.58	64.00	69.00	63.93	57.00	51.71	48.30	45.26	41.96	40.99	41.91	44.83	49.09	55.02	48.57	40.68	36.65	30.69	69.00
28	32.20	31.04	30.55	29.85	30.67	34.51	43.07	51.29	53.01	51.72	47.00	46.85	44.39	43.03	42.45	40.00	39.11	40.32	42.70	49.15	45.81	38.82	33.82	28.00	53.01
29	24.05	20.86	17.00	16.43	20.04	27.84	36.13	44.60	48.00	44.00	38.28	37.82	36.54	36.66	35.86	36.90	38.71	43.40	50.56	58.60	58.67	44.30	32.29	19.35	58.67
30	27.71	19.33	16.70	16.75	26.86	30.00	28.35	34.81	34.99	32.71	30.23	28.55	24.22	20.00	16.91	18.00	19.03	21.75	25.00	27.96	26.52	16.75	10.74	10.31	34.99
31	8.59	10.31	6.44	6.08	6.44	9.97	10.31	10.31	10.74	12.45	10.31	10.31	7.73	4.29	4.29	8.59	10.31	10.31	20.83	36.08	29.85	10.31	4.29	4.30	36.08

Average **33.48 EUR/MWh**

Congestion Prices [Euro/MWh]

Day	1	2	3	4	5	6	7	8	9	10	11	12	13	14	15	16	17	18	19	20	21	22	23	24	Max	
1	29.45	28.58	23.79	20.04	6.17	-	20.22	7.53	4.98	14.10	20.17	19.87	14.51	20.33	20.35	29.34	27.57	12.56	18.51	18.51	10.57	11.78	-	-	29.45	
2	-	-	-	-	-	-	-	-	-	25.36	24.19	27.08	11.72	2.71	-	-	-	-	-	-	-	-	-	-	27.08	
3	-	-	-	-	-	-	-	-	-	-	-	6.89	8.21	17.01	12.52	-	-	-	-	-	-	-	-	-	17.01	
4	-	-	-	4.77	5.44	12.95	9.44	5.57	-	4.44	-	-	-	-	-	-	-	-	-	-	-	-	-	-	12.95	
5	-	-	-	-	-	5.83	1.51	-	-	-	-	-	-	-	-	-	-	-	-	4.25	10.83	21.08	16.83	27.54	27.54	
6	15.74	16.63	21.95	22.01	13.71	-	9.69	11.09	11.42	10.60	13.08	10.96	1.43	-	-	-	-	-	-	-	-	-	-	-	22.01	
7	10.32	18.83	26.89	30.50	19.50	14.56	11.92	12.66	24.24	24.54	28.47	36.20	37.61	45.77	47.81	43.12	36.97	28.75	31.90	30.72	20.70	18.91	11.30	14.50	47.81	
8	2.46	8.97	-	-	-	-	-	-	-	-	-	-	-	-	-	-	-	-	-	-	-	-	-	-	8.97	
9	-	-	0.22	1.21	-	-	4.55	5.96	2.88	2.82	7.31	13.45	11.57	13.97	10.40	8.48	11.41	0.01	-	5.38	11.09	13.88	7.95	12.13	13.97	
10	20.71	17.85	16.70	15.63	10.91	-	-	-	-	-	-	-	-	-	-	-	-	-	-	-	-	-	-	-	20.71	
11	-	-	-	-	-	-	-	-	-	-	-	-	-	-	-	-	-	-	-	-	-	-	-	-	0.17	
12	14.56	15.69	15.15	12.53	13.55	-	-	-	-	-	0.97	2.78	4.21	5.03	11.07	11.47	13.72	9.03	3.15	7.17	16.99	32.06	28.73	28.74	32.06	
13	28.59	27.30	25.88	25.29	24.65	19.08	15.67	3.19	4.27	13.41	6.33	5.84	-	4.85	4.82	4.96	0.59	-	-	-	-	9.69	12.79	17.70	28.59	
14	27.94	27.64	26.37	21.53	22.70	7.73	12.86	17.39	18.79	30.23	38.37	42.97	41.48	39.88	39.70	40.27	36.70	15.86	-	-	-	11.75	4.49	11.62	42.97	
15	-	-	-	-	-	-	-	-	2.76	-	-	-	-	-	-	-	-	1.07	0.19	-	-	-	-	-	2.76	
16	-	-	-	-	-	-	-	-	-	-	-	-	-	-	-	13.21	18.27	10.55	0.02	6.56	16.80	11.67	7.70	-	18.27	
17	-	-	-	-	-	-	0.54	-	-	-	-	-	-	-	-	-	-	-	-	-	-	-	-	0.04	0.54	
18	-	-	-	-	-	-	-	-	-	-	9.88	10.80	14.68	12.64	4.64	0.87	2.62	4.44	19.49	19.91	19.69	17.28	14.82	7.82	19.91	
19	24.26	22.65	17.66	12.80	16.78	2.03	-	2.69	-	-	-	-	-	-	-	-	-	1.02	5.66	11.03	14.76	18.83	32.26	25.39	32.26	
20	27.93	26.21	25.51	26.39	23.19	26.61	-	-	-	2.91	-	0.07	9.52	27.02	27.50	29.53	24.72	13.99	16.00	25.66	17.50	26.49	34.68	28.95	34.68	
21	16.05	26.39	22.02	11.48	9.21	10.81	15.37	0.03	-	-	-	-	-	-	-	-	-	-	4.03	15.18	5.60	6.77	19.03	25.29	26.39	
22	0.35	9.00	10.39	9.71	9.32	-	-	-	-	-	-	-	-	-	-	-	-	-	-	10.21	23.48	33.70	39.91	37.87	39.91	
23	32.71	33.03	38.28	37.70	37.53	33.30	43.79	27.84	34.14	35.32	40.32	29.99	18.46	30.20	39.21	39.19	32.25	16.13	20.22	30.84	17.94	15.70	30.41	31.13	43.79	
24	6.72	6.90	3.42	5.99	-	4.61	3.69	-	-	-	-	-	-	-	-	-	-	-	-	-	-	-	-	-	6.90	
25	-	-	-	-	-	-	-	-	-	-	-	-	-	-	-	-	-	-	-	-	-	-	-	-	1.49	1.49
26	-	-	-	-	-	-	-	-	-	-	-	-	-	-	-	-	-	-	-	-	-	-	-	-	-	0.00
27	-	-	-	1.41	-	-	-	-	-	-	-	-	-	-	-	-	-	-	-	-	-	-	-	-	-	1.41
28	-	-	-	-	-	-	-	-	-	-	-	-	-	-	-	-	-	-	-	2.67	-	-	-	-	-	2.67
29	0.07	1.96	3.36	2.72	1.85	-	-	-	-	-	-	-	-	-	-	-	-	-	-	-	-	4.30	12.71	18.85	18.85	
30	9.68	11.67	13.04	11.28	-	-	-	-	-	-	-	-	-	-	-	-	-	-	-	-	-	1.47	8.83	4.79	13.04	
31	-	-	-	-	-	-	5.37	12.27	19.17	22.46	25.09	24.69	26.23	26.29	24.80	20.95	19.58	20.65	14.97	2.85	7.75	22.88	25.76	20.08	26.29	

Average **16.42 EUR/MWh**

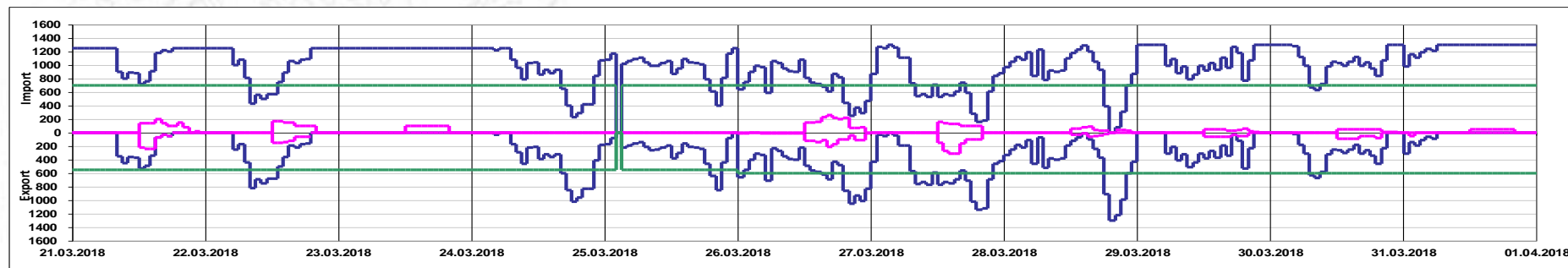
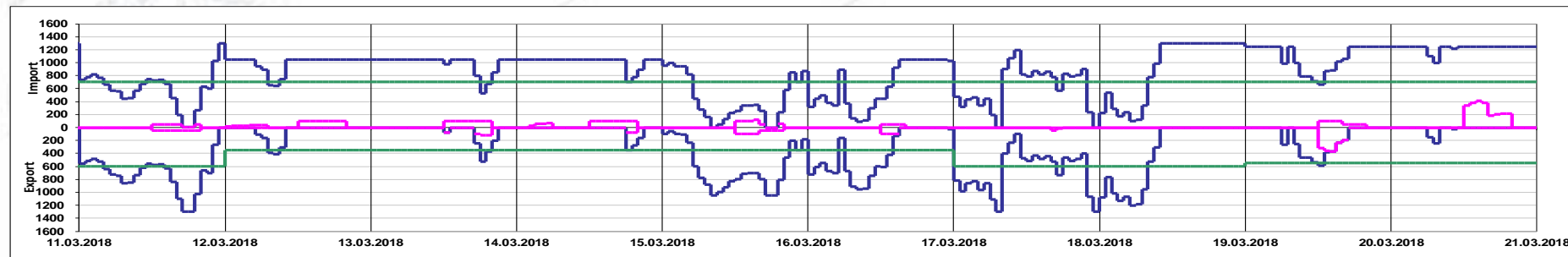
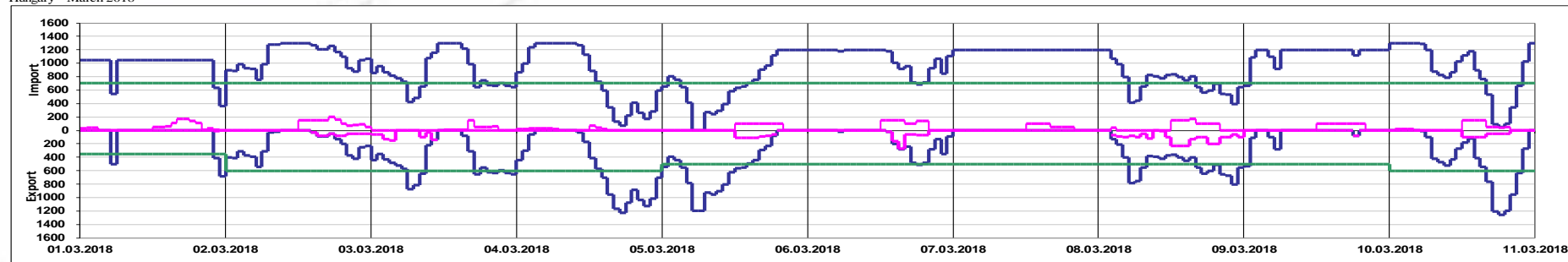


Day	Congestion Income border RO-HU [Euro]	Congestion Income RO [Euro]
01.03	89049	44524
02.03	44164	22082
03.03	20887	10443
04.03	20368	10184
05.03	36254	18127
06.03	59366	29683
07.03	235009	117504
08.03	4286	2143
09.03	54251	27126
10.03	38340	19170
11.03	80	40
12.03	57951	28976
13.03	59902	29951
14.03	126023	63012
15.03	3276	1638
16.03	19923	9962
17.03	477	238
18.03	74910	37455
19.03	80634	40317
20.03	170867	85434
21.03	72657	36328
22.03	71369	35684
23.03	289304	144652
24.03	12156	6078
25.03	578	289
26.03	0	0
27.03	625	312
28.03	2229	1115
29.03	21237	10618
30.03	27220	13610
31.03	150777	75389
Total	1844169	922085

Daily Income [Euro]		Remuneration UIOSI [Euro]	
RO-HU	HU-RO	RO-HU	HU-RO
1832131	12038	1686079	9175
1844169		1695254	

TSO Income (Z-R) [Euro]	RO TSO Income (Z-R) [Euro]
148915	74457

Hungary March 2018



Offered Capacity on Intraday Auction Import (+) / Export (-) [MW]

Allocated Capacity on Intraday Auction Import (+) / Export (-) [MW]

Net Transfer Capacity (NTC) Import (+) / Export (-) [MW]

Public

Auction Price [Euro/MWh] - Export

Day	1	2	3	4	5	6	7	8	9	10	11	12	13	14	15	16	17	18	19	20	21	22	23	24	Max	
1	-	-	-	-	-	0.00	-	-	-	-	-	-	-	-	-	-	-	-	-	-	-	-	0.00	0.00	0.00	
2	0.00	0.00	0.00	0.00	0.00	0.00	0.00	0.00	0.00	-	-	-	-	-	0.01	0.00	0.00	0.01	0.00	0.00	0.00	0.00	0.00	0.00	0.00	0.01
3	0.00	0.00	0.00	0.00	0.00	0.00	0.00	0.00	0.00	0.00	0.00	-	-	-	-	0.00	0.00	0.00	0.00	0.00	0.00	0.00	0.00	0.00	0.00	0.00
4	0.00	0.00	0.00	-	-	-	-	-	0.00	-	-	0.00	0.00	0.00	0.00	0.00	0.00	0.00	0.00	0.00	0.00	0.00	0.00	0.00	0.00	0.00
5	0.00	0.00	0.00	0.00	0.00	0.00	0.00	0.00	0.00	0.00	0.00	0.00	0.00	0.00	0.00	0.00	0.00	0.00	0.00	-	-	-	-	-	-	0.00
6	-	-	-	-	-	0.00	-	-	-	-	-	-	-	-	0.00	0.00	0.00	0.00	0.00	0.00	0.00	0.00	0.00	0.00	0.00	0.00
7	-	-	-	-	-	-	-	-	-	-	-	-	-	-	-	-	-	-	-	-	-	-	-	-	-	0.00
8	-	-	0.00	0.00	0.00	0.00	0.00	0.00	0.00	0.00	0.00	0.00	0.00	0.00	0.00	0.00	0.00	0.00	0.00	0.00	0.00	0.00	0.00	0.00	0.00	0.00
9	0.00	0.00	-	-	0.00	0.00	-	-	-	-	-	-	-	-	-	-	-	-	0.10	-	-	-	-	-	-	0.10
10	-	-	-	-	-	0.00	0.00	0.00	0.00	0.00	0.00	0.00	0.00	0.00	0.00	0.00	0.00	0.00	0.00	0.00	0.00	0.00	0.00	0.00	-	0.00
11	0.00	0.00	0.00	0.00	0.00	0.00	0.00	0.00	0.00	0.00	0.00	0.00	0.00	0.00	0.00	0.00	0.00	0.00	0.00	0.00	0.00	0.00	0.00	0.00	-	0.00
12	-	-	-	-	-	0.00	0.00	0.00	0.00	0.00	-	-	-	-	-	-	-	-	-	-	-	-	-	-	-	0.00
13	-	-	-	-	-	-	-	-	-	-	-	-	0.01	-	-	-	-	-	0.00	0.00	0.00	0.00	-	-	-	0.01
14	-	-	-	-	-	-	-	-	-	-	-	-	-	-	-	-	-	-	0.00	0.00	0.00	-	-	-	-	0.00
15	0.00	0.00	0.00	0.00	0.00	0.00	0.00	0.00	0.00	0.00	0.00	0.00	0.00	0.00	0.00	0.00	0.00	0.00	0.00	0.00	0.00	0.00	0.00	0.00	0.00	0.00
16	0.00	0.00	0.00	0.00	0.00	0.00	0.00	0.00	0.00	0.00	0.00	0.00	0.00	0.00	0.00	-	-	-	-	-	-	-	-	-	-	0.00
17	0.00	0.00	0.00	0.00	0.00	0.00	0.00	0.00	0.00	0.00	0.00	0.00	0.00	0.00	0.00	0.00	0.00	0.00	0.00	0.00	0.00	0.00	0.00	0.00	0.00	0.00
18	0.00	0.00	0.00	0.00	0.00	0.00	0.00	0.00	0.00	0.00	-	-	-	-	-	-	-	-	-	-	-	-	-	-	-	0.00
19	-	-	-	-	-	-	0.00	-	0.00	0.00	0.00	0.00	0.00	0.00	0.01	0.50	0.01	-	-	-	-	-	-	-	-	0.50
20	-	-	-	-	-	-	0.00	0.00	0.00	-	0.00	-	-	-	-	-	-	-	-	-	-	-	-	-	-	0.00
21	-	-	-	-	-	-	-	-	0.00	0.00	0.00	0.00	0.00	0.00	0.00	0.01	0.10	0.10	-	-	-	-	-	-	-	0.10
22	-	-	-	-	-	0.00	0.00	0.00	0.00	0.00	0.00	0.00	0.00	0.00	0.00	0.00	0.00	0.00	0.00	-	-	-	-	-	-	0.00
23	-	-	-	-	-	-	-	-	-	-	-	-	-	-	-	-	-	-	-	-	-	-	-	-	-	0.00
24	-	-	-	-	0.00	-	-	0.00	0.00	0.00	0.00	0.00	0.00	0.00	0.00	0.00	0.00	0.00	0.00	0.00	0.00	0.00	0.00	0.00	0.00	0.00
25	0.00	0.00	-	0.00	0.00	0.00	0.00	0.00	0.00	0.00	0.00	0.00	0.00	0.00	0.00	0.00	0.00	0.00	0.00	0.00	0.00	0.00	0.00	0.00	0.00	0.00
26	0.00	0.00	0.00	0.00	0.00	0.00	0.00	0.00	0.00	0.00	0.00	0.00	0.00	0.00	0.00	0.00	0.00	0.00	0.00	0.00	0.00	0.00	0.00	0.00	0.00	0.00
27	0.00	0.00	0.00	-	0.00	0.00	0.00	0.00	0.00	0.00	0.00	0.00	0.00	0.00	0.00	0.00	0.00	0.00	0.00	0.00	0.00	0.00	0.00	0.00	0.00	0.00
28	0.00	0.00	0.00	0.00	0.00	0.00	0.00	0.00	0.00	0.00	0.00	0.00	0.00	0.00	0.10	0.00	0.00	0.00	0.00	0.00	0.00	0.00	0.00	0.00	0.00	0.10
29	-	-	-	-	-	0.00	0.00	0.00	0.00	0.00	0.00	0.00	0.00	0.00	0.00	0.00	0.00	0.00	0.00	0.00	0.00	-	-	-	-	0.00
30	-	-	-	-	-	0.00	0.00	0.00	0.00	0.00	0.00	0.00	0.00	0.00	0.00	0.00	0.00	0.00	0.00	0.00	0.00	-	-	-	-	0.00
31	0.00	0.00	0.00	0.00	0.00	0.00	-	-	-	-	-	-	-	-	-	-	-	-	-	-	-	-	-	-	-	0.00

Hungary March 2018

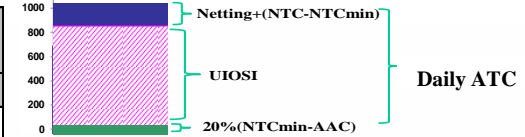
Auction Price [Euro/MWh] - Import

Day	1	2	3	4	5	6	7	8	9	10	11	12	13	14	15	16	17	18	19	20	21	22	23	24	Max	
1	0.00	0.00	0.00	0.00	0.00	0.00	0.00	0.00	0.00	0.00	0.00	0.00	0.00	0.00	0.00	0.00	0.00	0.00	0.00	0.00	0.00	0.00	0.00	0.00	0.00	0.00
2	0.00	0.00	0.00	0.00	0.00	0.00	0.00	0.00	0.00	0.00	0.00	0.00	0.00	0.00	0.00	0.00	0.00	0.00	0.00	0.00	0.00	0.00	0.00	0.00	0.00	0.00
3	0.00	0.00	0.00	0.00	0.00	0.00	0.00	0.00	0.00	0.00	0.00	0.00	0.00	0.00	0.00	0.00	0.00	0.00	0.00	0.00	0.00	0.00	0.00	0.00	0.00	0.00
4	0.00	0.00	0.00	0.00	0.00	0.00	0.00	0.00	0.00	0.00	0.00	0.00	0.00	0.00	0.00	0.00	0.00	0.00	0.00	0.00	0.00	0.00	0.00	0.00	0.00	0.00
5	0.00	0.00	0.00	0.00	0.00	-	-	0.00	0.00	0.00	0.00	0.00	0.00	0.00	0.00	0.00	0.00	0.00	0.00	0.00	0.00	0.00	0.00	0.00	0.00	0.00
6	0.00	0.00	0.00	0.00	0.00	0.00	0.00	0.00	0.00	0.00	0.00	0.00	0.00	0.00	0.00	0.00	0.00	0.00	0.00	0.00	0.00	0.00	0.00	0.00	0.00	0.00
7	0.00	0.00	0.00	0.00	0.00	0.00	0.00	0.00	0.00	0.00	0.00	0.00	0.00	0.00	0.00	0.00	0.00	0.00	0.00	0.00	0.00	0.00	0.00	0.00	0.00	0.00
8	0.00	0.00	0.00	0.00	0.00	0.00	0.00	0.00	0.00	0.00	0.00	0.00	0.00	0.00	0.00	0.00	0.00	0.00	0.00	0.00	0.00	0.00	0.00	0.00	0.00	0.00
9	0.00	0.00	0.00	0.00	0.00	0.00	0.00	0.00	0.00	0.00	0.00	0.00	0.00	0.00	0.00	0.00	0.00	0.00	0.00	0.00	0.00	0.00	0.00	0.00	0.00	0.00
10	0.00	0.00	0.00	0.00	0.00	0.00	0.00	0.00	0.00	0.00	0.00	0.00	0.00	0.00	0.00	0.00	0.00	0.00	0.00	0.00	0.00	0.00	0.00	0.00	0.00	0.00
11	0.00	0.00	0.00	0.00	0.00	0.00	0.00	0.00	0.00	0.00	0.00	0.00	0.00	0.00	0.00	0.00	0.00	0.00	0.00	0.00	0.00	0.00	0.00	0.00	0.00	0.00
12	0.00	0.00	0.00	0.00	0.00	0.00	0.00	0.00	0.00	0.00	0.00	0.00	0.00	0.00	0.00	0.00	0.00	0.00	0.00	0.00	0.00	0.00	0.00	0.00	0.00	0.00
13	0.00	0.00	0.00	0.00	0.00	0.00	0.00	0.00	0.00	0.00	0.00	0.00	0.00	0.00	0.00	0.00	0.00	0.00	0.00	0.00	0.00	0.00	0.00	0.00	0.00	0.00
14	0.00	0.00	0.00	0.00	0.00	0.00	0.00	0.00	0.00	0.00	0.00	0.00	0.00	0.00	0.00	0.00	0.00	0.00	0.00	0.00	0.00	0.00	0.00	0.00	0.00	0.00
15	0.00	0.00	0.00	0.00	0.00	0.00	0.00	0.00	-	0.00	0.00	0.00	0.00	0.00	0.00	0.00	0.00	-	-	0.00	0.00	0.00	0.00	0.00	0.00	0.00
16	0.00	0.00	0.00	0.00	0.00	0.00	0.00	0.00	0.00	0.00	0.00	0.00	0.00	0.00	0.00	0.00	0.00	0.00	0.00	0.00	0.00	0.00	0.00	0.00	0.00	0.00
17	0.00	0.00	0.00	0.00	0.00	0.00	0.00	-	0.00	0.00	0.00	0.00	0.00	0.00	0.00	0.00	0.00	0.00	0.00	0.00	0.00	0.00	0.00	-	0.00	0.00
18	0.00	0.00	0.00	0.00	0.00	0.00	0.00	0.00	0.00	0.00	0.00	0.00	0.00	0.00	0.00	0.00	0.00	0.00	0.00	0.00	0.00	0.00	0.00	0.00	0.00	0.00
19	0.00	0.00	0.00	0.00	0.00	0.00	0.00	0.00	0.00	0.00	0.00	0.00	0.00	0.00	0.00	0.00	0.00	0.00	0.00	0.00	0.00	0.00	0.00	0.00	0.00	0.00
20	0.00	0.00	0.00	0.00	0.00	0.00	0.00	0.00	0.00	0.00	0.00	0.00	0.00	0.00	0.00	0.00	0.00	0.00	0.00	0.00	0.00	0.00	0.00	0.00	0.00	0.00
21	0.00	0.00	0.00	0.00	0.00	0.00	0.00	0.00	0.00	0.00	0.00	0.00	0.00	0.00	0.00	0.00	0.00	0.00	0.00	0.00	0.00	0.00	0.00	0.00	0.00	0.00
22	0.00	0.00	0.00	0.00	0.00	0.00	0.00	0.00	0.00	0.00	0.00	0.00	0.00	0.00	0.00	0.00	0.00	0.00	0.00	0.00	0.00	0.00	0.00	0.00	0.00	0.00
23	0.00	0.00	0.00	0.00	0.00	0.00	0.00	0.00	0.00	0.00	0.00	0.00	0.00	0.00	0.00	0.00	0.00	0.00	0.00	0.00	0.00	0.00	0.00	0.00	0.00	0.00
24	0.00	0.00	0.00	0.00	0.00	0.00	0.00	0.00	0.00	0.00	0.00	0.00	0.00	0.00	0.00	0.00	0.00	0.00	0.00	0.00	0.00	0.00	0.00	0.00	0.00	0.00
25	0.00	0.00	-	0.00	0.00	0.00	0.00	0.00	0.00	0.00	0.00	0.00	0.00	0.00	0.00	0.00	0.00	0.00	0.00	0.00	0.00	0.00	0.00	0.00	0.00	0.00
26	0.00	0.00	0.00	0.00	0.00	0.00	0.00	0.00	0.00	0.00	0.00	0.00	0.00	0.00	0.00	0.00	0.00	0.00	0.00	0.00	0.00	0.00	0.00	0.00	0.00	0.00
27	0.00	0.00	0.00	0.00	0.00	0.00	0.00	0.00	0.00	0.00	0.00	0.00	0.00	0.00	0.00	0.00	0.00	0.00	0.00	0.00	0.00	0.00	0.00	0.00	0.00	0.00
28	0.00	0.00	0.00	0.00	0.00	0.00	0.00	0.00	0.00	0.00	0.00	0.00	0.00	0.00	0.00	0.00	0.00	0.00	0.00	-	0.00	0.00	0.00	0.00	0.00	0.00
29	0.00	0.00	0.00	0.00	0.00	0.00	0.00	0.00	0.00	0.00	0.00	0.00	0.00	0.00	0.00	0.00	0.00	0.00	0.00	0.00	0.00	0.00	0.00	0.00	0.00	0.00
30	0.00	0.00	0.00	0.00	0.00	0.00	0.00	0.00	0.00	0.00	0.00	0.00	0.00	0.00	0.00	0.00	0.00	0.00	0.00	0.00	0.00	0.00	0.00	0.00	0.00	0.00
31	0.00	0.00	0.00	0.00	0.00	0.00	0.00	0.00	0.00	0.00	0.00	0.00	0.00	0.00	0.00	0.00	0.00	0.00	0.00	0.00	0.00	0.00	0.00	0.00	0.00	0.00

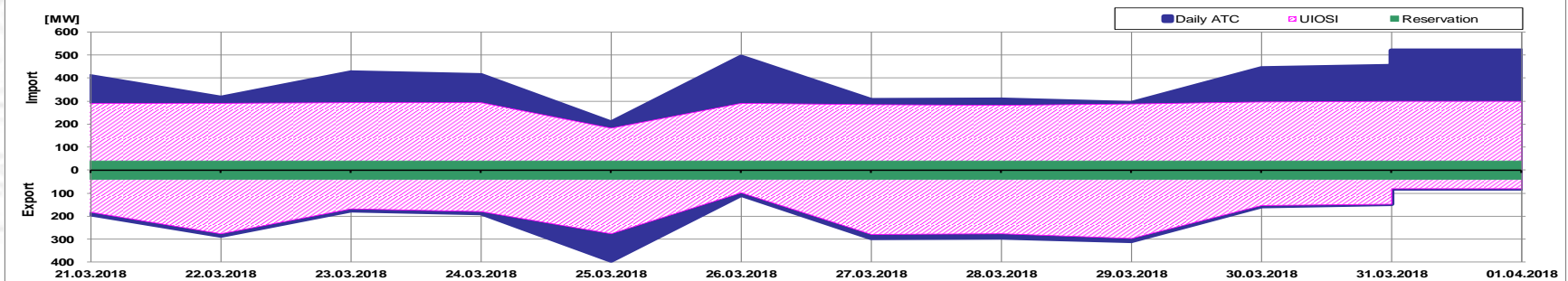
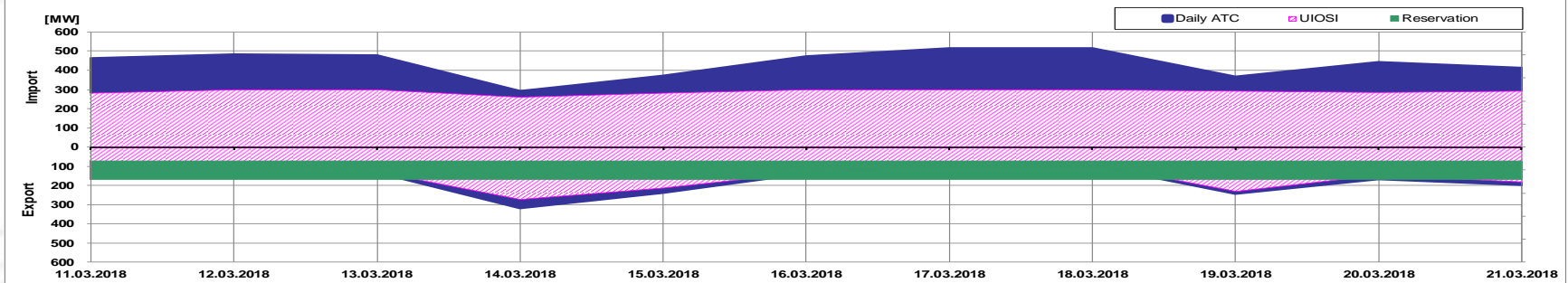
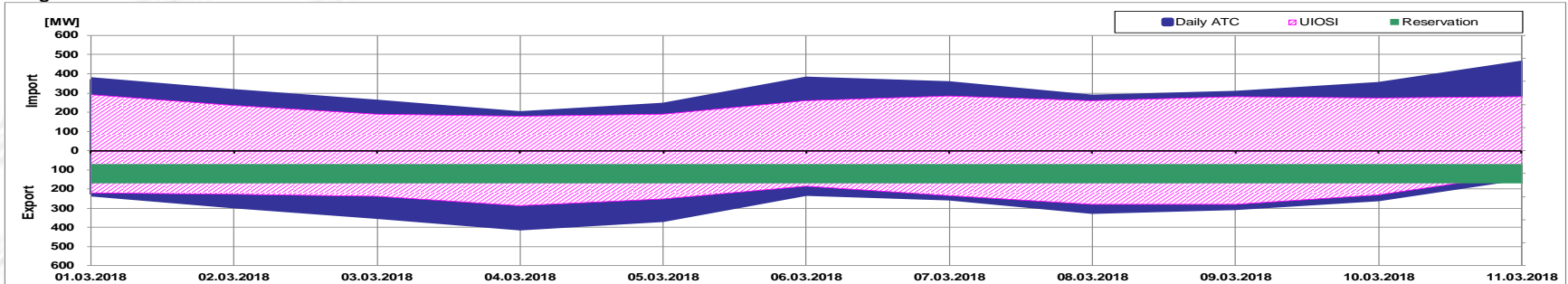
Hungary March 2018

Daily Auctions on Romanian – Bulgarian border

Reserved Capacity [MW] average value		Unused Capacity [MW] average value	
RO-BG	BG-RO	RO-BG	BG-RO
40	40	179	219

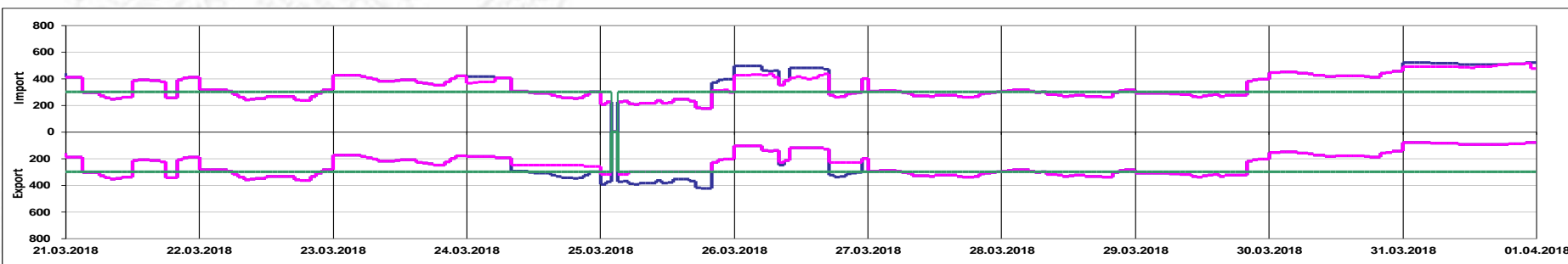
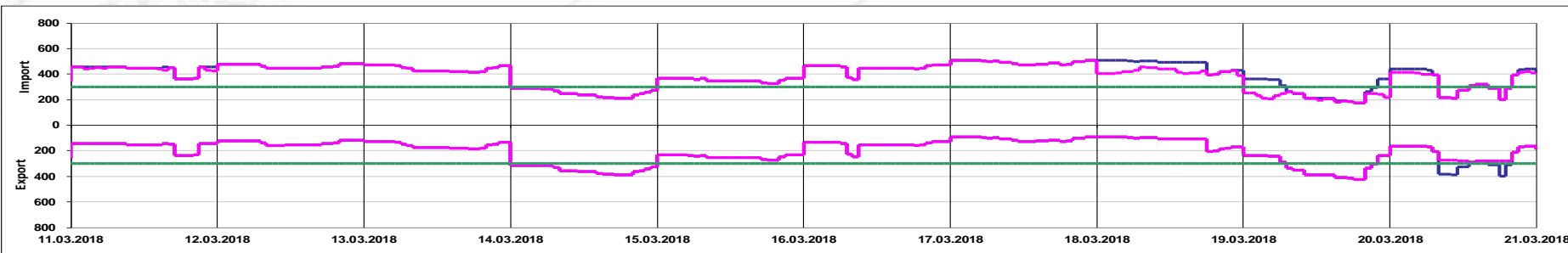
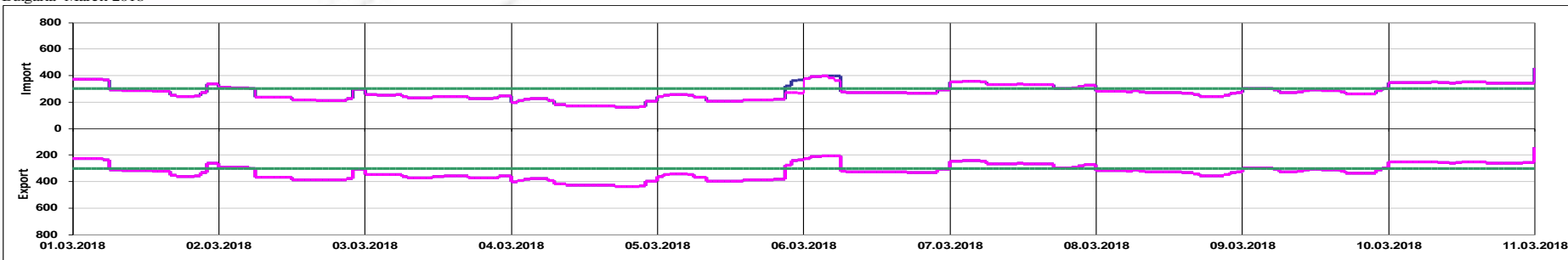


Bulgaria March 2018



Daily Auctions on Romanian – Bulgarian border

Bulgaria March 2018



Offered Capacity on Daily Auction Import (+) / Export (-) [MW]

Allocated Capacity on Daily Auction Import (+) / Export (-) [MW]

Net Transfer Capacity (NTC) Import (+) / Export (-) [MW]

Auction Price [Euro/MWh] – Export

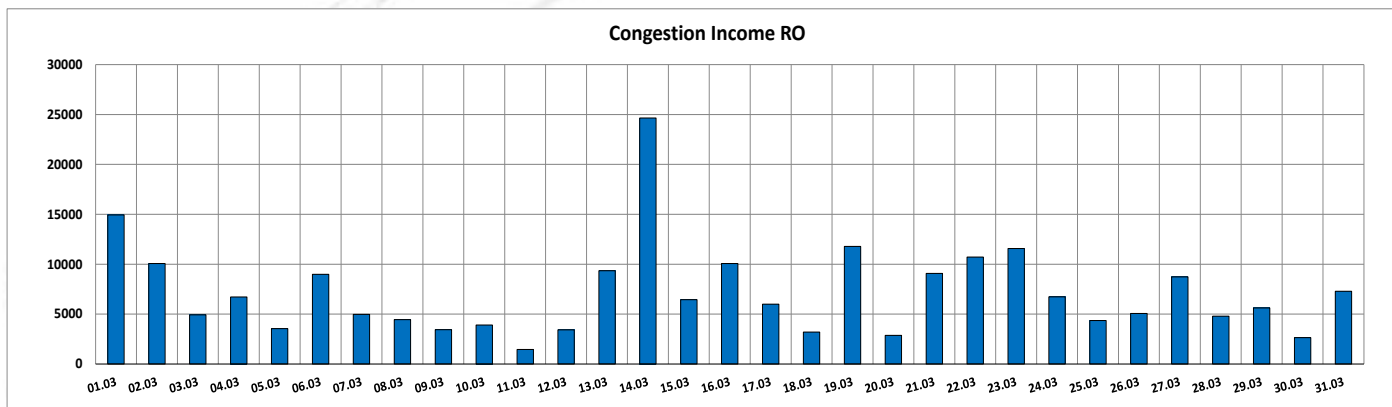
Day	1	2	3	4	5	6	7	8	9	10	11	12	13	14	15	16	17	18	19	20	21	22	23	24	Max	
1	3.46	6.78	6.78	6.78	3.69	0.56	0.11	0.16	0.16	0.16	0.16	0.16	0.16	0.14	0.14	0.12	0.11	0.10	0.10	0.10	0.10	0.11	0.16	0.16	6.78	
2	0.06	0.06	0.06	0.06	0.05	0.06	0.05	0.05	0.05	0.05	0.05	0.05	0.04	0.04	0.04	0.03	0.03	0.03	0.03	0.03	0.04	0.04	0.06	0.06	0.06	
3	0.04	0.03	0.03	0.03	0.03	0.03	0.03	0.06	0.06	0.06	0.06	0.06	0.06	0.06	0.06	0.06	0.06	0.05	0.05	0.05	0.05	0.06	0.06	0.06	0.06	
4	0.03	0.03	0.03	0.03	0.03	0.03	0.04	0.03	0.03	0.03	0.03	0.03	0.03	0.03	0.03	0.03	0.03	0.03	0.03	0.03	0.03	0.03	0.03	0.03	0.03	
5	0.05	0.05	0.05	0.05	0.05	0.05	0.06	0.05	0.04	0.04	0.04	0.04	0.04	0.04	0.04	0.04	0.04	0.04	0.04	0.04	0.04	0.16	0.20	0.20	0.20	
6	5.00	5.02	6.53	6.55	6.55	5.00	0.08	0.06	0.07	0.07	0.07	0.06	0.06	0.06	0.06	0.06	0.06	0.06	0.06	0.06	0.06	0.06	0.06	0.06	6.55	
7	0.19	0.19	0.19	0.19	0.19	0.19	0.16	0.55	0.55	1.00	2.00	2.00	2.00	2.00	2.00	2.00	1.00	0.16	0.16	0.16	0.16	0.33	0.33	0.33	2.00	
8	0.57	0.57	0.57	0.57	0.57	0.10	0.12	0.10	0.10	0.10	0.10	0.10	0.10	0.10	0.08	0.08	0.08	0.07	0.07	0.07	0.07	0.07	0.08	0.08	0.57	
9	0.08	0.19	0.19	0.19	0.15	0.07	0.07	0.07	0.07	0.08	0.47	0.40	0.55	0.55	0.55	0.55	0.07	0.07	0.07	0.07	0.07	0.07	0.24	0.54	0.55	
10	0.37	0.37	0.37	0.37	0.37	0.37	0.55	0.37	0.33	0.33	0.37	0.40	0.51	0.51	0.51	0.51	0.33	0.33	0.33	0.33	0.33	0.33	0.37	0.37	0.55	
11	0.56	0.56	0.56	0.56	0.56	0.56	0.66	1.33	1.33	1.01	1.01	1.01	1.01	1.01	1.01	1.23	1.01	0.47	0.47	0.47	0.47	0.32	0.51	0.32	1.33	
12	0.38	1.65	0.47	0.49	2.72	2.65	0.54	0.27	0.19	0.19	0.19	0.99	1.29	4.77	5.51	4.77	3.02	0.26	0.26	0.38	1.26	5.67	5.67	5.67	5.67	
13	16.83	13.19	13.19	13.19	15.15	10.19	4.78	1.94	1.69	1.69	1.69	1.69	1.69	1.69	1.69	1.69	1.33	0.65	0.56	0.56	1.69	5.69	8.50	10.71	16.83	
14	16.16	14.54	14.65	14.59	13.35	7.65	3.69	1.69	1.69	1.69	1.69	1.69	0.80	0.55	0.33	0.33	0.33	0.26	0.26	0.23	0.26	0.55	0.56	0.56	16.16	
15	3.18	2.56	2.56	2.56	2.56	2.56	2.34	1.02	1.23	1.23	1.23	1.93	2.00	2.75	3.25	1.93	1.66	0.69	0.29	0.26	2.56	2.56	3.25	3.69	3.69	
16	3.69	5.67	5.67	5.73	5.27	2.00	0.88	0.88	0.88	1.56	3.69	4.50	4.25	4.25	5.67	6.54	7.65	5.39	5.83	5.49	12.69	14.00	14.69	14.69	14.69	
17	5.00	7.00	7.00	7.00	7.00	7.00	5.00	7.00	5.00	3.00	1.00	1.00	1.22	1.22	7.00	7.00	5.00	3.00	2.48	1.75	3.00	4.66	7.00	10.00	10.00	
18	0.50	0.50	0.50	0.50	0.50	0.50	0.50	0.50	0.50	0.60	0.51	0.51	0.50	0.50	0.50	0.50	0.50	0.50	4.00	4.00	4.00	5.79	6.00	6.00	6.00	
19	10.63	9.91	10.32	9.68	12.88	1.14	0.56	0.56	0.56	0.56	0.56	0.56	0.56	0.56	0.56	0.56	0.56	0.56	0.77	0.77	0.77	3.15	9.99	13.03	13.03	
20	2.22	2.22	2.22	2.22	2.22	2.22	1.13	0.18	0.00	0.00	0.00	0.00	0.00	0.22	0.22	0.22	0.00	0.00	0.00	0.00	0.18	1.13	3.25	3.25	3.25	
21	2.56	2.56	2.56	2.56	2.56	0.56	0.26	0.15	0.13	0.13	0.15	0.15	0.98	4.01	4.70	4.70	4.70	0.83	0.27	0.27	1.69	7.69	8.11	11.01	11.01	
22	0.66	0.70	0.65	0.57	0.57	0.57	0.15	0.07	0.05	0.05	0.05	0.05	0.22	0.55	0.55	0.55	0.22	0.15	0.15	0.15	0.33	6.22	9.55	12.11	12.11	
23	10.00	10.00	10.00	10.00	10.00	7.55	6.22	1.88	1.00	1.07	3.25	3.25	3.55	3.55	3.55	3.55	3.55	3.25	0.54	0.54	0.94	3.25	6.00	7.55	10.00	
24	7.55	6.55	5.22	4.22	3.99	2.12	0.56	0.22	0.00	0.00	0.00	0.00	0.00	0.00	0.00	0.00	0.00	0.00	0.00	0.00	0.00	0.00	0.00	0.00	7.55	
25	0.00	0.00	-	0.00	0.00	0.00	0.00	0.00	0.00	0.00	0.00	0.00	0.00	0.00	0.00	0.00	0.00	0.00	0.00	0.00	0.00	0.66	1.56	1.56	2.99	2.99
26	2.00	7.00	7.00	7.00	7.00	0.56	0.56	0.56	0.00	0.19	2.27	2.56	3.56	3.56	3.56	2.56	2.56	0.00	0.00	0.00	0.00	0.00	0.00	0.07	7.00	7.00
27	0.15	0.15	0.15	0.15	0.15	0.15	0.10	0.10	0.07	0.10	0.10	0.10	0.10	0.10	0.10	0.10	0.10	0.07	0.07	0.07	0.10	0.10	0.14	0.16	0.16	
28	0.14	0.16	0.16	0.16	0.20	0.16	0.16	0.50	0.20	0.20	0.20	0.10	0.10	0.10	0.10	0.10	0.10	0.10	0.10	0.10	0.14	0.16	0.10	0.16	0.50	
29	0.20	0.20	0.20	0.20	0.20	0.20	0.20	0.20	0.20	0.20	0.16	0.16	0.16	0.20	0.20	0.16	0.20	0.20	0.20	0.20	0.65	2.88	3.77	5.22	5.22	
30	3.15	3.74	4.03	3.88	2.91	1.55	1.55	0.32	0.23	0.23	0.23	0.23	0.46	0.55	0.55	0.55	0.55	0.23	0.55	0.54	0.23	0.55	1.12	1.35	4.03	
31	3.00	3.55	3.85	5.60	3.55	3.55	2.88	2.88	2.55	3.25	7.58	9.54	11.01	11.30	11.01	11.01	9.22	9.64	4.69	3.25	3.25	6.61	15.22	15.22	15.22	

Bulgaria March 2018

Auction Price [Euro/MWh] – Import

Day	1	2	3	4	5	6	7	8	9	10	11	12	13	14	15	16	17	18	19	20	21	22	23	24	Max	
1	0.15	0.15	0.15	0.15	0.15	0.12	1.23	3.52	3.69	3.69	3.69	3.52	3.52	3.52	3.52	3.69	6.78	6.78	6.78	10.22	10.00	6.78	2.22	1.27	10.22	
2	1.55	0.64	0.50	0.46	0.33	0.79	1.68	3.55	3.55	3.55	3.55	3.55	3.55	3.55	3.55	3.68	7.22	7.55	7.55	7.55	7.55	7.55	2.20	1.70	7.55	
3	2.46	1.46	1.24	1.01	0.91	1.00	1.11	4.55	3.89	1.13	1.13	0.82	0.82	0.82	0.82	0.82	0.82	1.13	4.00	4.00	2.38	3.15	0.27	0.18	4.55	
4	1.05	0.66	0.42	0.33	0.66	0.66	0.56	1.70	1.70	3.00	3.60	3.88	3.88	1.25	1.25	3.00	3.88	7.50	10.50	12.00	10.01	6.08	0.17	0.12	12.00	
5	0.36	0.28	0.12	0.08	0.08	0.08	0.12	1.33	3.00	3.00	2.79	2.79	2.57	0.41	0.56	0.28	0.34	5.03	4.77	2.82	0.34	0.00	0.00	0.00	5.03	
6	0.06	0.03	0.03	0.03	0.00	0.00	0.36	1.25	1.25	0.87	1.25	1.25	0.87	1.25	1.78	1.78	2.78	3.75	5.73	6.66	3.25	1.74	1.25	0.66	6.66	
7	0.70	0.90	0.77	0.77	0.12	0.17	0.35	1.15	1.20	1.20	1.20	0.57	0.22	0.20	0.20	0.20	0.41	1.80	1.80	1.80	0.57	0.36	0.11	0.17	1.80	
8	0.17	0.17	0.13	0.13	0.12	0.12	0.20	0.64	0.75	0.53	0.87	0.75	0.77	0.75	0.75	0.87	1.11	3.33	5.60	5.57	2.77	2.21	0.66	0.33	5.60	
9	0.17	0.07	0.07	0.07	0.05	0.05	0.08	0.22	0.45	0.45	0.27	0.22	0.17	0.17	0.17	0.17	0.35	2.57	5.80	5.12	1.20	1.20	0.22	0.12	5.80	
10	0.06	0.06	0.06	0.06	0.06	0.06	0.05	0.13	0.24	0.41	1.12	0.22	0.12	0.07	0.07	0.13	0.22	1.82	3.27	3.55	3.27	0.66	0.13	0.13	3.55	
11	0.01	0.01	0.00	0.00	0.00	0.00	0.01	0.01	0.01	0.01	0.01	0.01	0.01	0.00	0.00	0.00	0.01	0.03	0.10	0.12	0.04	0.01	0.00	0.00	0.12	
12	0.02	0.02	0.02	0.02	0.02	0.02	0.02	0.02	0.03	0.03	0.03	0.02	0.02	0.02	0.02	0.02	0.02	0.03	0.10	0.03	0.02	0.02	0.02	0.02	0.02	0.10
13	0.02	0.02	0.02	0.02	0.02	0.02	0.02	0.06	0.06	0.12	0.12	0.02	0.02	0.02	0.02	0.02	0.02	0.26	0.26	0.26	0.04	0.02	0.02	0.02	0.26	
14	0.07	0.07	0.07	0.07	0.07	0.04	0.07	0.69	1.15	0.97	0.96	1.50	1.15	1.78	2.49	7.61	10.00	9.32	14.13	18.00	5.00	5.67	0.16	0.07	18.00	
15	0.04	0.04	0.04	0.04	0.04	0.04	0.15	0.15	0.15	0.15	0.15	0.04	0.04	0.04	0.04	0.04	0.15	0.26	0.33	0.26	0.07	0.04	0.04	0.04	0.33	
16	0.01	0.01	0.01	0.01	0.01	0.01	0.02	0.04	0.06	0.02	0.01	0.01	0.01	0.01	0.01	0.01	0.01	0.03	0.04	0.04	0.03	0.01	0.01	0.01	0.01	0.06
17	0.01	0.01	0.01	0.01	0.01	0.01	0.01	0.03	0.04	0.04	0.02	0.03	0.03	0.02	0.02	0.02	0.02	0.04	0.05	0.04	0.01	0.01	0.01	0.01	0.01	0.05
18	0.00	0.00	0.00	0.00	0.00	0.00	0.00	0.00	0.00	0.00	0.00	0.00	0.00	0.00	0.00	0.00	0.00	0.00	0.00	0.02	0.02	0.01	0.01	0.00	0.02	
19	0.00	0.00	0.00	0.00	0.00	0.00	0.00	0.02	0.02	0.02	0.04	0.04	0.00	0.00	0.00	0.00	0.03	0.20	2.55	0.55	0.00	0.00	0.00	0.00	2.55	
20	0.00	0.00	0.00	0.00	0.00	0.00	0.00	0.04	0.55	0.55	0.55	0.16	0.16	0.04	0.04	0.04	0.15	0.55	5.00	0.55	0.04	0.00	0.00	0.00	5.00	
21	0.03	0.03	0.03	0.09	0.09	0.12	1.33	3.17	3.17	2.56	2.56	0.92	0.06	0.06	0.06	0.06	0.06	0.12	1.65	1.65	0.07	0.04	0.04	0.03	3.17	
22	0.06	0.06	0.06	0.06	0.06	0.07	0.55	1.55	1.55	1.79	1.55	1.55	1.55	1.55	1.54	1.55	2.22	8.88	8.88	8.88	1.00	0.17	0.15	0.07	8.88	
23	0.01	0.01	0.01	0.01	0.01	0.01	0.01	0.01	0.03	0.03	0.22	0.22	0.01	0.01	0.01	0.07	0.07	0.16	1.00	1.02	0.55	0.08	0.01	0.01	1.02	
24	0.00	0.00	0.00	0.00	0.00	0.03	0.05	0.05	0.22	0.22	0.19	0.22	0.22	0.19	0.19	0.97	1.66	5.56	6.66	6.66	5.56	0.77	0.22	0.22	6.66	
25	2.55	2.22	-	1.50	1.11	1.56	2.55	3.33	3.33	3.33	3.17	3.33	0.88	0.18	0.18	0.18	0.50	1.05	1.56	1.56	0.00	0.00	0.00	0.00	3.33	
26	0.00	0.00	0.00	0.00	0.00	0.00	0.00	0.00	0.05	0.03	0.00	0.00	0.00	0.00	0.00	0.00	0.00	3.56	3.56	3.56	3.56	0.36	0.36	0.06	3.56	
27	1.34	2.00	1.11	1.11	1.11	0.50	1.23	1.74	2.00	2.00	1.93	2.00	2.00	2.00	2.00	1.29	3.00	5.12	8.22	9.88	3.25	3.25	2.15	0.13	9.88	
28	0.55	0.55	0.55	0.50	0.50	0.50	1.24	1.34	1.25	1.24	1.25	2.00	1.95	0.55	1.00	1.00	1.00	1.00	5.00	5.00	1.00	0.66	0.66	0.20	5.00	
29	0.17	0.17	0.17	0.17	0.17	0.17	0.29	1.25	1.24	1.01	1.15	2.55	0.70	0.70	0.48	0.70	0.66	3.03	5.55	5.55	0.69	0.05	0.05	0.03	5.55	
30	0.03	0.03	0.03	0.03	0.03	0.03	0.03	0.03	0.11	0.13	0.11	0.07	0.05	0.05	0.05	0.05	0.07	0.08	0.13	0.15	0.10	0.05	0.03	0.03	0.15	
31	0.00	0.00	0.00	0.00	0.00	0.00	0.00	0.00	0.00	0.00	0.00	0.00	0.00	0.00	0.00	0.00	0.00	0.02	0.02	0.02	0.02	0.02	0.00	0.00	0.02	

Bulgaria March 2018

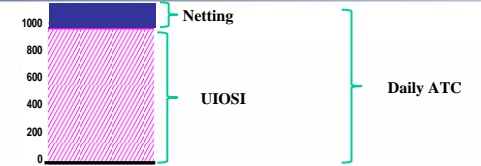


Day	Congestion Income border RO-BG [Euro]	Congestion Income RO [Euro]
01.03	29890	14945
02.03	20133	10067
03.03	9841	4921
04.03	13419	6710
05.03	7087	3544
06.03	17958	8979
07.03	9955	4977
08.03	8903	4452
09.03	6889	3444
10.03	7818	3909
11.03	2910	1455
12.03	6851	3425
13.03	18687	9344
14.03	49285	24643
15.03	12897	6449
16.03	20147	10073
17.03	11984	5992
18.03	6390	3195
19.03	23551	11775
20.03	5722	2861
21.03	18145	9072
22.03	21428	10714
23.03	23150	11575
24.03	13466	6733
25.03	8704	4352
26.03	10116	5058
27.03	17448	8724
28.03	9587	4793
29.03	11243	5621
30.03	5293	2646
31.03	14589	7295
Total	443487	221743

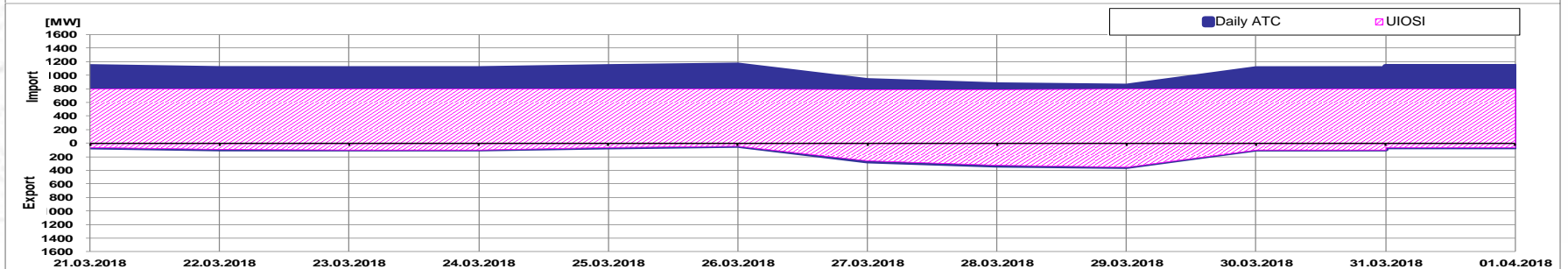
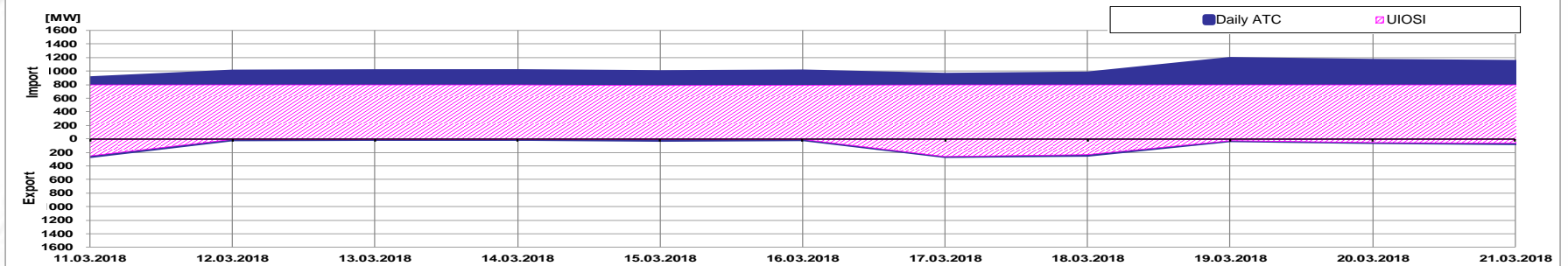
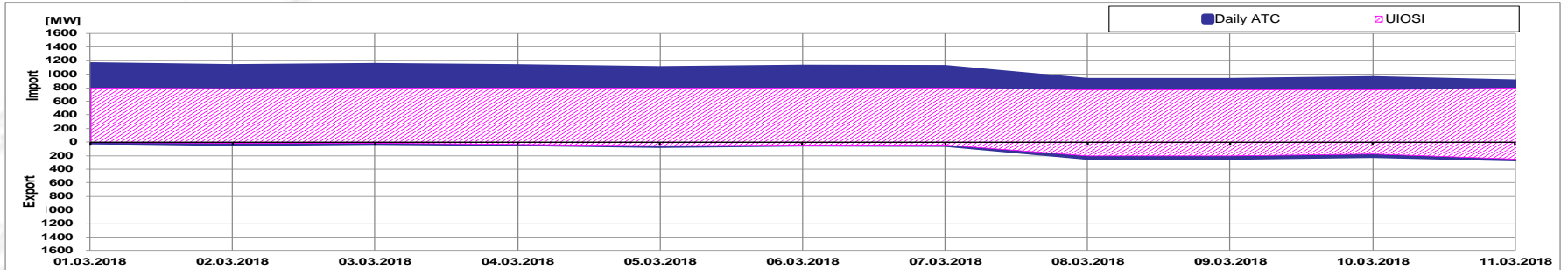
Daily Income [Euro]		Remuneration UIOSI [Euro]	
RO-BG	BG-RO	RO-BG	BG-RO
245631	197855	170958	148457
443487		319416	

TSO Income (Z-R) [Euro]	RO TSO Income (Z-R) [Euro]
124071	62035

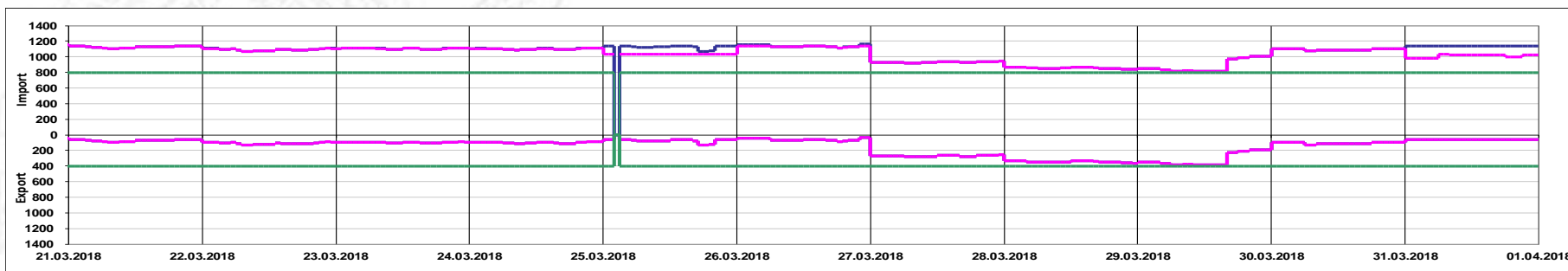
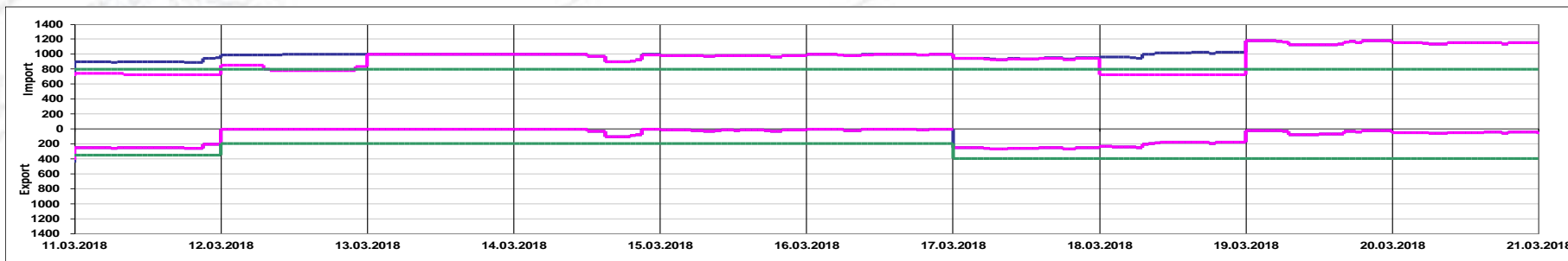
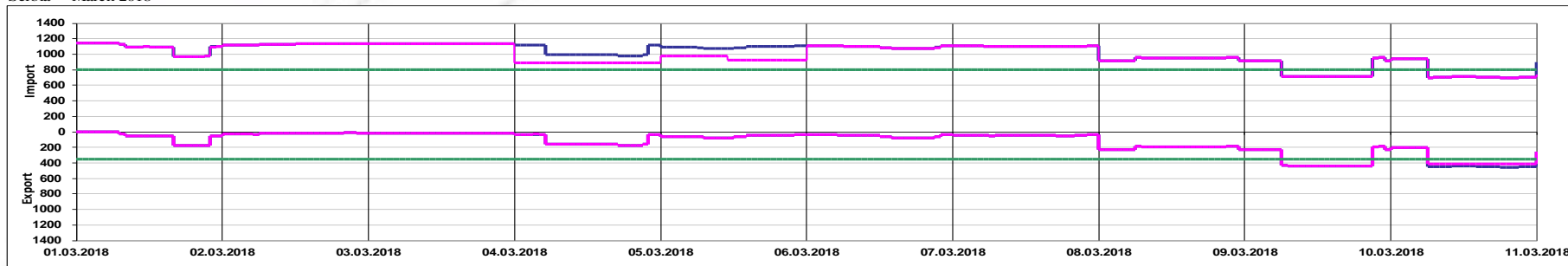
Unused Capacity [MW] average value	
RO-RS	RS-RO
110	787



Serbia March 2018



Serbia March 2018



Offered Capacity on Daily Auction Import (+) / Export (-) [MW]

Allocated Capacity on Daily Auction Import (+) / Export (-) [MW]

Net Transfer Capacity (NTC) Import (+) / Export (-) [MW]

Auction Price [Euro/MWh] – Export

Day	1	2	3	4	5	6	7	8	9	10	11	12	13	14	15	16	17	18	19	20	21	22	23	24	Max	
1	8.80	8.80	8.80	8.80	8.80	8.80	8.80	0.56	0.91	0.91	0.91	0.91	1.01	1.01	1.01	0.55	0.55	0.55	0.55	0.55	0.55	0.81	0.81	8.80		
2	0.50	0.50	0.50	0.50	0.50	0.50	0.55	0.55	0.55	0.55	0.55	0.55	0.55	0.55	0.55	0.50	0.50	0.50	0.50	0.50	0.50	0.50	0.50	0.50	0.55	
3	0.33	0.33	0.33	0.33	0.33	0.57	0.57	1.75	2.55	3.55	4.57	5.57	7.57	7.57	7.75	7.57	4.57	3.57	1.25	0.57	0.55	0.55	0.55	7.75		
4	1.57	1.57	2.00	2.00	2.00	1.57	2.00	2.00	2.00	1.57	1.57	0.66	0.55	0.55	0.26	0.26	0.28	0.26	0.26	0.26	0.26	0.26	1.11	1.11	2.00	
5	0.56	0.56	0.56	0.56	0.56	0.56	0.56	0.26	0.26	0.26	0.26	1.18	1.25	2.36	2.68	3.07	3.07	4.00	4.00	5.00	7.00	11.00	11.00	16.00	16.00	
6	11.00	15.00	13.00	14.00	15.00	6.50	3.00	1.77	1.77	1.77	1.77	1.77	1.50	1.05	1.05	0.55	0.33	0.33	0.33	0.33	0.33	0.33	0.33	0.52	1.05	15.00
7	0.55	0.55	1.47	1.47	0.55	0.50	0.50	0.55	0.55	2.13	4.55	6.45	6.45	4.90	5.92	6.86	4.26	3.55	2.97	3.55	3.55	5.55	8.55	12.55	12.55	
8	0.78	0.12	0.12	0.12	0.12	0.12	0.12	0.12	0.12	0.12	0.12	0.11	0.12	0.12	0.12	0.12	0.12	0.12	0.12	0.12	0.12	0.12	0.12	0.05	0.78	
9	0.22	0.22	0.22	0.22	0.22	0.22	0.10	0.20	0.20	0.10	0.20	0.40	0.40	0.40	0.40	0.40	0.10	0.10	0.10	0.10	0.10	1.15	1.15	1.15	1.15	
10	0.36	0.36	0.36	0.36	0.36	0.36	0.00	0.00	0.00	0.00	0.00	0.00	0.00	0.00	0.00	0.00	0.00	0.00	0.00	0.00	0.00	0.00	0.00	0.00	0.36	
11	0.40	0.40	0.40	0.40	0.40	0.40	0.12	0.12	0.12	0.12	0.12	0.12	0.12	0.12	0.12	0.12	0.12	0.12	0.12	0.12	0.12	0.56	0.56	0.56	0.56	
12	0.60	0.60	0.60	0.60	0.60	0.54	0.38	0.38	0.31	0.31	7.65	10.69	10.69	10.69	10.69	10.69	10.69	15.15	15.15	15.15	21.21	21.21	21.21	21.21	21.21	
13	28.06	25.90	23.26	23.19	23.93	20.00	13.01	10.00	10.00	7.00	5.00	5.00	5.00	5.00	5.00	5.00	5.00	5.00	5.00	5.00	5.00	15.08	14.78	14.35	28.06	
14	-	-	-	-	-	13.99	6.41	5.00	5.00	5.44	5.00	5.00	2.00	2.00	2.00	0.50	0.50	0.50	0.50	0.50	0.92	1.00	1.08	0.51	13.99	
15	3.11	3.11	2.10	2.10	2.10	2.10	2.10	0.87	0.66	0.66	0.87	0.87	0.66	0.87	0.87	0.87	0.87	0.66	0.55	0.55	0.87	1.00	1.08	0.51	3.11	
16	0.51	0.51	0.51	0.51	0.51	0.51	0.51	0.51	0.51	0.51	0.51	0.51	-	-	-	-	-	-	0.87	0.87	-	-	-	-	0.87	
17	0.46	0.44	0.49	0.49	0.57	0.41	0.19	0.11	0.11	0.11	0.11	0.11	0.11	0.11	0.11	0.32	0.41	0.32	0.32	0.32	0.68	0.49	0.46	0.35	0.68	
18	0.11	0.11	0.11	0.11	0.11	0.11	0.09	0.11	0.15	0.54	0.54	0.55	0.41	0.41	0.41	0.55	0.55	1.00	5.00	5.00	6.68	4.00	4.00	4.00	6.68	
19	10.00	10.00	10.00	10.00	3.66	3.11	1.52	1.57	1.57	1.57	1.57	1.57	1.57	1.57	1.57	2.00	2.00	2.00	3.65	5.11	5.11	4.62	4.82	4.99	10.00	
20	20.00	20.00	20.46	20.00	20.00	20.00	7.55	7.55	7.55	7.55	7.55	7.55	7.55	7.55	7.55	20.00	20.00	20.00	7.30	12.07	11.04	25.00	25.00	25.00	25.00	
21	2.55	1.77	1.77	1.77	1.77	1.77	1.00	1.27	1.27	1.27	1.27	2.11	5.77	5.77	5.77	5.77	5.77	7.55	7.55	7.55	9.22	9.22	9.22	9.22	9.22	
22	5.01	5.55	5.55	4.89	3.70	1.55	0.77	0.57	0.77	1.11	0.79	0.79	1.11	1.11	1.11	1.11	1.15	1.15	5.00	5.00	5.00	8.52	9.84	15.22	15.22	
23	20.00	20.55	20.55	20.55	20.55	20.55	20.55	15.55	10.76	13.64	11.20	9.22	8.55	8.55	12.83	8.82	8.55	9.22	9.22	9.22	7.55	6.22	20.00	20.00	20.55	
24	10.00	10.00	8.55	6.22	5.11	4.22	3.22	1.00	0.57	1.00	0.88	0.88	0.88	0.88	0.88	0.88	0.88	0.88	0.88	0.88	0.88	0.88	0.88	0.88	10.00	
25	0.33	0.33	-	0.33	0.33	0.33	0.25	0.25	0.25	0.25	0.25	0.25	0.33	0.33	0.33	0.56	0.56	0.10	0.10	0.10	4.00	6.00	8.95	12.19	12.19	
26	5.00	8.00	8.00	8.00	8.00	6.33	1.70	2.26	2.48	4.43	5.04	5.25	7.00	7.00	7.00	4.00	3.71	1.56	0.27	0.42	0.35	0.46	0.70	0.70	8.00	
27	1.37	1.37	1.37	1.37	1.37	0.64	0.64	0.64	0.64	0.64	0.64	0.64	0.64	0.64	0.64	0.64	0.64	0.64	0.64	0.64	0.64	0.64	0.87	1.37	1.37	
28	1.00	1.00	1.00	1.00	1.00	0.87	0.55	0.55	0.55	0.55	0.55	0.57	0.57	0.57	0.57	0.57	0.57	0.55	0.55	0.55	0.55	0.55	0.55	0.51	1.00	
29	0.07	0.07	0.07	0.07	0.05	0.05	0.03	0.03	0.05	0.05	0.03	0.03	0.03	0.03	0.03	0.03	0.22	0.22	0.22	0.22	1.20	3.00	3.00	4.00	4.00	
30	7.00	6.00	6.00	6.00	5.00	1.74	1.00	1.00	0.50	0.50	0.50	0.93	0.93	0.93	0.93	0.93	0.93	0.93	1.00	1.00	1.33	1.33	3.00	4.55	7.00	
31	2.77	2.77	2.77	2.77	2.77	2.77	2.77	2.77	5.77	7.55	9.55	16.67	19.40	20.34	17.46	25.00	25.00	25.00	25.00	25.00	20.55	20.55	15.22	28.22	25.55	28.22

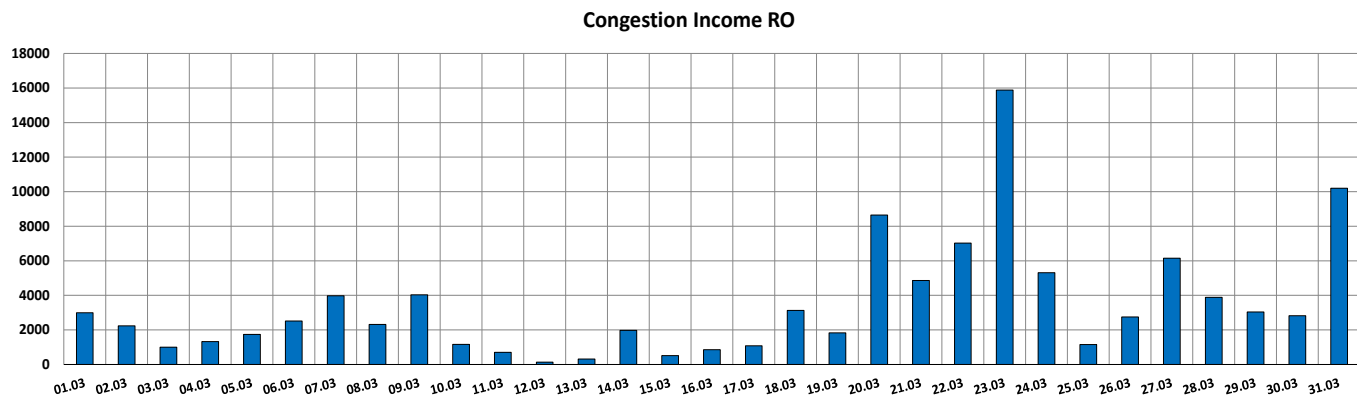
Serbia March 2018

Auction Price [Euro/MWh] – Import

Day	1	2	3	4	5	6	7	8	9	10	11	12	13	14	15	16	17	18	19	20	21	22	23	24	Max
1	0.05	0.05	0.05	0.05	0.05	0.05	0.05	0.09	0.10	0.10	0.10	0.10	0.10	0.10	0.10	0.10	0.55	0.55	0.55	0.55	0.49	0.49	0.09	0.09	0.55
2	0.09	0.09	0.09	0.09	0.09	0.09	0.09	0.09	0.09	0.09	0.09	0.09	0.09	0.09	0.09	0.09	0.35	0.35	0.35	0.35	0.35	0.35	0.09	0.09	0.35
3	0.03	0.03	0.03	0.03	0.03	0.03	0.03	0.03	0.03	0.03	0.03	0.03	0.03	0.03	0.03	0.03	0.03	0.03	0.03	0.03	0.03	0.03	0.03	0.03	0.03
4	0.00	0.00	0.00	0.00	0.00	0.00	0.00	0.00	0.00	0.00	0.00	0.00	0.00	0.00	0.00	0.00	0.00	0.00	0.00	0.00	0.00	0.00	0.00	0.00	0.00
5	0.00	0.00	0.00	0.00	0.00	0.00	0.00	0.00	0.00	0.00	0.00	0.00	0.00	0.00	0.00	0.00	0.00	0.00	0.00	0.00	0.00	0.00	0.00	0.00	0.00
6	0.03	0.03	0.03	0.03	0.03	0.03	0.03	0.03	0.03	0.03	0.03	0.03	0.03	0.03	0.07	0.07	0.07	0.07	0.07	0.07	0.07	0.07	0.03	0.03	0.07
7	0.12	0.12	0.12	0.12	0.12	0.12	0.22	0.16	0.16	0.16	0.16	0.16	0.16	0.16	0.16	0.16	0.16	0.16	0.11	0.11	0.11	0.22	0.18	0.18	0.22
8	0.17	0.17	0.17	0.17	0.17	0.17	0.17	0.22	0.17	0.17	0.17	0.17	0.17	0.17	0.17	0.17	0.17	0.17	0.17	0.17	0.17	0.17	0.17	0.18	0.22
9	0.12	0.12	0.12	0.12	0.12	0.12	0.47	0.47	0.47	0.47	0.47	0.47	0.47	0.36	0.36	0.36	0.36	0.36	0.36	0.36	0.36	0.22	0.18	0.18	0.47
10	0.06	0.06	0.06	0.06	0.06	0.06	0.12	0.12	0.12	0.12	0.12	0.12	0.12	0.12	0.12	0.12	0.12	0.12	0.12	0.12	0.12	0.12	0.14	0.14	0.14
11	0.00	0.00	0.00	0.00	0.00	0.00	0.00	0.00	0.00	0.00	0.00	0.00	0.00	0.00	0.00	0.00	0.00	0.00	0.00	0.00	0.00	0.00	0.00	0.00	0.00
12	0.00	0.00	0.00	0.00	0.00	0.00	0.00	0.00	0.00	0.00	0.00	0.00	0.00	0.00	0.00	0.00	0.00	0.00	0.00	0.00	0.00	0.00	0.00	0.00	0.00
13	0.01	0.01	0.01	0.01	0.01	0.01	0.01	0.01	0.01	0.01	0.01	0.01	0.01	0.01	0.01	0.01	0.01	0.01	0.01	0.01	0.01	0.01	0.01	0.01	0.01
14	0.05	0.05	0.05	0.05	0.05	0.05	0.09	0.10	0.10	0.10	0.10	0.10	0.14	0.14	0.14	0.22	0.22	0.22	0.33	0.30	0.30	0.22	0.22	0.22	0.33
15	0.03	0.03	0.03	0.03	0.03	0.03	0.03	0.03	0.03	0.03	0.01	0.01	0.03	0.01	0.01	0.01	0.01	0.03	0.03	0.03	0.01	0.01	0.01	0.01	0.03
16	0.08	0.08	0.08	0.08	0.08	0.08	0.09	0.09	0.09	0.09	0.09	0.09	0.05	0.05	0.05	0.05	0.05	0.05	0.08	0.08	0.05	0.05	0.05	0.05	0.09
17	0.01	0.01	0.01	0.01	0.01	0.01	0.01	0.01	0.01	0.01	0.01	0.01	0.01	0.01	0.01	0.01	0.01	0.01	0.01	0.01	0.01	0.01	0.01	0.01	0.01
18	0.00	0.00	0.00	0.00	0.00	0.00	0.00	0.00	0.00	0.00	0.00	0.00	0.00	0.00	0.00	0.00	0.00	0.00	0.00	0.00	0.00	0.00	0.00	0.00	0.00
19	0.03	0.03	0.03	0.03	0.03	0.03	0.03	0.03	0.03	0.03	0.03	0.03	0.03	0.03	0.03	0.03	0.03	0.02	0.03	0.03	0.03	0.03	0.03	0.03	0.03
20	0.01	0.01	0.01	0.01	0.01	0.01	0.01	0.01	0.02	0.01	0.01	0.01	0.01	0.01	0.01	0.01	0.01	0.01	0.02	0.01	0.01	0.01	0.01	0.01	0.02
21	0.06	0.06	0.06	0.06	0.06	0.06	0.11	0.10	0.10	0.10	0.10	0.10	0.09	0.09	0.09	0.09	0.09	0.09	0.09	0.09	0.09	0.06	0.06	0.06	0.11
22	0.18	0.18	0.18	0.18	0.18	0.18	0.22	0.22	0.22	0.22	0.22	0.22	0.22	0.22	0.22	0.22	0.22	0.22	0.22	0.22	0.22	0.18	0.18	0.18	0.22
23	0.01	0.01	0.01	0.01	0.01	0.01	0.01	0.01	0.01	0.01	0.01	0.01	0.01	0.01	0.01	0.01	0.01	0.01	0.01	0.01	0.01	0.01	0.01	0.01	0.01
24	0.17	0.17	0.17	0.17	0.17	0.17	0.17	0.17	0.17	0.17	0.17	0.17	0.17	0.17	0.17	0.17	0.17	0.17	0.17	0.17	0.17	0.17	0.17	0.17	0.17
25	0.00	0.00	-	0.00	0.00	0.00	0.00	0.00	0.00	0.00	0.00	0.00	0.00	0.00	0.00	0.00	0.00	0.00	0.00	0.00	0.00	0.00	0.00	0.00	0.00
26	0.00	0.00	0.00	0.00	0.00	0.00	0.01	0.01	0.01	0.01	0.01	0.01	0.01	0.00	0.00	0.00	0.00	0.01	0.01	0.01	0.01	0.01	0.01	0.00	0.01
27	0.33	0.33	0.33	0.33	0.33	0.33	0.33	0.33	0.33	0.33	0.33	0.33	0.33	0.33	0.33	0.33	0.33	0.33	0.33	0.33	0.33	0.18	0.33	0.18	0.16
28	0.12	0.12	0.12	0.12	0.12	0.12	0.12	0.12	0.12	0.12	0.12	0.12	0.12	0.12	0.12	0.12	0.12	0.12	0.07	0.07	0.07	0.12	0.12	0.12	0.12
29	0.22	0.22	0.22	0.22	0.22	0.22	0.22	0.22	0.22	0.22	0.22	0.22	0.22	0.22	0.22	0.22	0.11	0.11	0.06	0.06	0.03	0.06	0.06	0.06	0.22
30	0.01	0.01	0.01	0.01	0.01	0.01	0.03	0.03	0.01	0.01	0.01	0.01	0.01	0.01	0.01	0.01	0.01	0.01	0.01	0.01	0.01	0.01	0.01	0.01	0.03
31	0.00	0.00	0.00	0.00	0.00	0.00	0.00	0.00	0.00	0.00	0.00	0.00	0.00	0.00	0.00	0.00	0.00	0.00	0.00	0.00	0.00	0.00	0.00	0.00	0.00

Serbia March 2018

Daily Allocation on Romanian – Serbian border

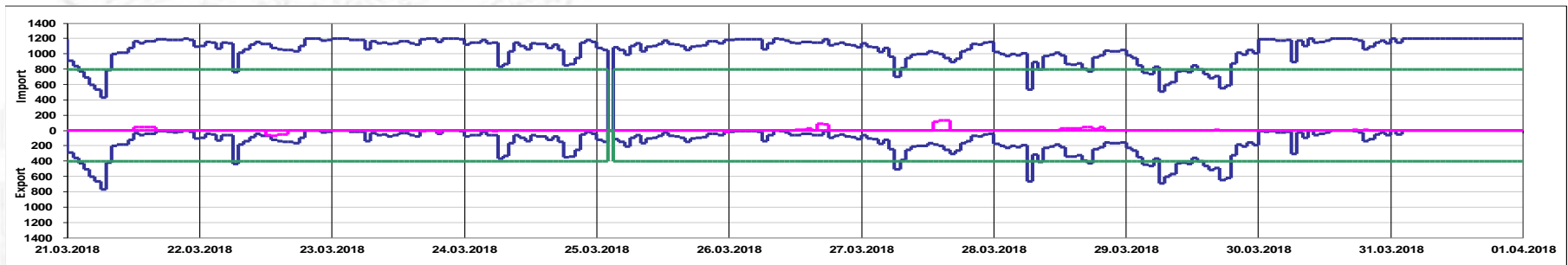
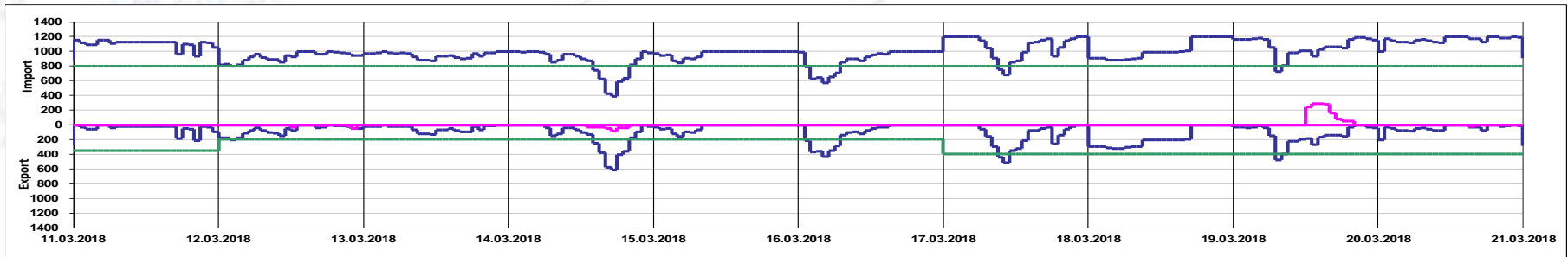
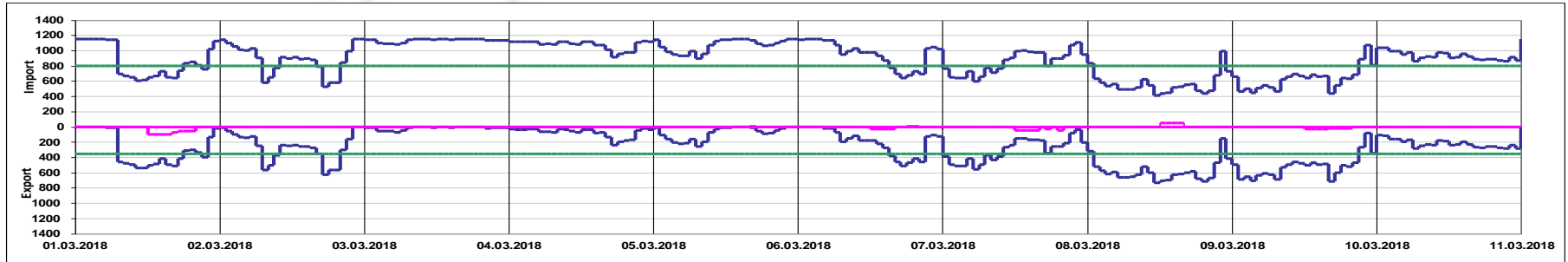


Day	Congestion Income border RO-RS [Euro]	Congestion Income RO [Euro]
01.03	5981	2991
02.03	4469	2235
03.03	2005	1002
04.03	2655	1327
05.03	3484	1742
06.03	5029	2515
07.03	7951	3976
08.03	4633	2317
09.03	8066	4033
10.03	2317	1158
11.03	1412	706
12.03	266	133
13.03	622	311
14.03	3956	1978
15.03	1026	513
16.03	1707	854
17.03	2169	1084
18.03	6251	3125
19.03	3656	1828
20.03	17287	8643
21.03	9717	4858
22.03	14043	7021
23.03	31770	15885
24.03	10619	5309
25.03	2302	1151
26.03	5507	2753
27.03	12299	6150
28.03	7780	3890
29.03	6073	3036
30.03	5638	2819
31.03	20397	10199
Total	211087	105543

Daily Income [Euro]		Remuneration UIOSI [Euro]	
RO-RS	RS-RO	RO-RS	RS-RO
152331	58755	147095	46981
211087		194076	

TSO Income (Z-R) [Euro]	RO TSO Income (Z-R) [Euro]
17011	8505

Serbia March 2018



Offered Capacity on Intraday Auction Import (+) / Export (-) [MW]

Allocated Capacity on Intraday Auction Import (+) / Export (-) [MW]

Net Transfer Capacity (NTC) Import (+) / Export (-) [MW]

Auction Price [Euro/MWh] - Export

Day	1	2	3	4	5	6	7	8	9	10	11	12	13	14	15	16	17	18	19	20	21	22	23	24	Max
1	-	-	-	-	0.00	0.00	0.00	0.00	0.00	0.00	0.00	0.00	0.00	0.00	0.00	0.00	0.00	0.00	0.00	0.00	0.00	0.00	0.00	0.00	0.00
2	0.00	0.00	0.00	0.00	0.00	0.00	0.00	0.00	0.00	0.00	0.00	0.00	0.00	0.00	0.00	0.00	0.00	0.00	0.00	0.00	0.00	0.00	-	-	0.00
3	0.00	0.00	0.00	0.00	0.00	0.00	0.00	0.00	0.00	-	-	0.00	-	-	0.00	-	-	-	-	-	0.00	0.00	0.00	0.00	0.00
4	0.00	0.00	0.00	0.00	0.00	0.00	0.00	0.00	0.00	0.00	0.00	0.00	0.00	0.00	0.00	0.00	0.00	0.00	0.00	0.00	0.00	0.00	0.00	0.00	0.00
5	0.00	0.00	0.00	0.00	0.00	0.00	0.00	0.00	0.00	0.00	0.00	0.00	0.00	-	-	-	0.00	0.00	0.00	0.00	0.00	0.00	0.00	-	-
6	0.00	-	-	-	0.00	0.00	0.00	0.00	0.00	0.00	0.00	0.00	0.00	0.00	0.00	0.00	0.00	0.00	0.00	0.00	0.00	0.00	0.00	0.00	0.00
7	0.00	0.00	0.00	0.00	0.00	0.00	0.00	0.00	0.00	0.00	0.00	0.00	0.00	0.00	0.00	0.00	0.00	0.00	0.00	0.00	0.00	0.00	0.00	0.00	0.00
8	0.00	0.00	0.00	0.00	0.00	0.00	0.00	0.00	0.00	0.00	0.00	0.00	0.00	0.00	0.00	0.00	0.00	0.00	0.00	0.00	0.00	0.00	0.00	0.00	0.00
9	0.00	0.00	0.00	0.00	0.00	0.00	0.00	0.00	0.00	0.00	0.00	0.00	0.00	0.00	0.00	0.00	0.00	0.00	0.00	0.00	0.00	0.00	0.00	0.00	0.00
10	0.00	0.00	0.00	0.00	0.00	0.00	0.00	0.00	0.00	0.00	0.00	0.00	0.00	0.00	0.00	0.00	0.00	0.00	0.00	0.00	0.00	0.00	0.00	0.00	0.00
11	-	0.00	0.00	0.00	-	-	0.00	0.00	0.00	0.00	0.00	0.00	0.00	0.00	0.00	0.00	0.00	0.00	0.00	0.00	0.00	0.00	0.00	0.00	0.00
12	0.00	0.00	0.00	0.00	0.00	0.00	0.00	0.00	0.00	0.00	0.00	0.00	0.00	-	-	-	0.00	0.00	0.00	0.00	0.00	0.00	0.00	0.00	0.00
13	0.00	0.00	0.00	-	0.00	0.00	0.00	0.00	0.00	0.00	0.00	0.00	0.00	0.00	0.00	0.00	0.00	0.00	0.00	0.00	0.00	0.00	0.00	-	-
14	-	-	0.00	-	-	0.00	0.00	0.00	0.00	0.00	0.00	0.00	0.00	0.00	0.00	0.00	0.00	0.00	0.00	0.00	0.00	0.00	0.00	0.00	0.00
15	0.00	0.00	0.00	0.00	0.00	0.00	0.00	0.00	0.00	-	-	-	-	-	-	-	-	-	-	-	0.00	-	-	-	0.00
16	0.00	0.00	0.00	0.00	0.00	0.00	0.00	0.00	0.00	0.00	0.00	0.00	0.00	0.00	0.00	-	-	-	0.00	0.00	-	-	-	-	0.00
17	-	-	-	-	-	-	0.00	0.00	0.00	0.00	0.00	0.00	0.00	0.00	0.00	0.00	0.00	0.00	0.00	0.00	0.00	0.00	-	-	0.00
18	0.00	0.00	0.00	0.00	0.00	0.00	0.00	0.00	0.00	0.00	0.00	0.00	0.00	0.00	0.00	0.00	0.00	-	-	-	-	-	-	-	0.00
19	0.00	0.00	0.00	0.00	0.00	0.00	0.00	0.00	0.00	0.00	0.00	0.00	0.00	0.00	0.00	0.00	0.00	0.00	0.00	0.00	0.00	0.00	0.00	0.00	0.00
20	0.00	0.00	0.00	0.00	0.00	0.00	0.00	0.00	0.00	0.00	0.00	0.00	0.00	-	-	0.00	0.00	0.00	-	-	0.00	0.00	0.00	0.00	0.00
21	0.00	0.00	0.00	0.00	0.00	0.00	0.00	0.00	0.00	0.00	0.00	0.00	0.00	0.00	0.00	0.00	0.00	0.00	0.00	0.00	0.00	-	0.00	0.00	0.00
22	0.00	0.00	0.00	0.00	0.00	0.00	0.00	0.00	0.00	0.00	0.00	0.00	0.00	0.00	0.00	0.00	0.00	0.00	0.00	0.00	-	-	-	0.00	0.00
23	-	-	-	0.00	0.00	0.00	0.00	0.00	0.00	0.00	0.00	0.00	0.00	0.00	0.00	0.00	0.00	-	0.00	0.00	-	-	-	0.00	0.00
24	0.00	0.00	0.00	0.00	0.00	0.00	0.00	0.00	0.00	0.00	0.00	0.00	0.00	0.00	0.00	0.00	0.00	0.00	0.00	0.00	0.00	0.00	0.00	0.00	0.00
25	0.00	0.00	-	0.00	0.00	0.00	0.00	0.00	0.00	0.00	0.00	0.00	0.00	0.00	0.00	0.00	0.00	0.00	0.00	0.00	0.00	0.00	0.00	0.00	0.00
26	0.00	0.00	0.00	0.00	0.00	0.00	0.00	0.00	0.00	-	0.00	0.00	0.00	0.00	0.00	0.00	0.00	0.00	0.00	0.00	0.00	0.00	0.00	0.00	0.00
27	0.00	0.00	0.00	0.00	0.00	0.00	0.00	0.00	0.00	0.00	0.00	0.00	0.00	0.00	0.00	0.00	0.00	0.00	0.00	0.00	0.00	0.00	0.00	0.00	0.00
28	0.00	0.00	0.00	0.00	0.00	0.00	0.00	0.00	0.00	0.00	0.00	0.00	0.00	0.00	0.00	0.00	0.00	0.00	0.00	0.00	0.00	0.00	0.00	0.00	0.00
29	0.00	0.00	0.00	0.00	0.00	0.00	0.00	0.00	0.00	0.00	0.00	0.00	0.00	0.00	0.00	0.00	0.00	0.00	0.00	0.00	0.00	0.00	0.00	0.00	0.00
30	0.00	0.00	0.00	0.00	0.00	0.00	0.00	0.00	0.00	0.00	0.00	0.00	0.00	-	-	-	-	0.00	0.00	0.00	0.00	0.00	0.00	0.00	0.00
31	-	0.00	-	-	-	-	-	-	-	-	-	-	-	-	-	-	-	-	-	-	-	-	-	-	0.00

Serbia March 2018

Auction Price [Euro/MWh] - Import

Day	1	2	3	4	5	6	7	8	9	10	11	12	13	14	15	16	17	18	19	20	21	22	23	24	Max	
1	0.00	0.00	0.00	0.00	0.00	0.00	0.00	0.00	0.00	0.00	0.00	0.00	0.00	0.00	0.00	0.00	0.00	0.00	0.00	0.00	0.00	0.00	0.00	0.00	0.00	0.00
2	0.00	0.00	0.00	0.00	0.00	0.00	0.00	0.00	0.00	0.00	0.00	0.00	0.00	0.00	0.00	0.00	0.00	0.00	0.00	0.00	0.00	0.00	0.00	0.00	0.00	0.00
3	0.00	0.00	0.00	0.00	0.00	0.00	0.00	0.00	0.00	0.00	0.00	0.00	0.00	0.00	0.00	0.00	0.00	0.00	0.00	0.00	0.00	0.00	0.00	0.00	0.00	0.00
4	0.00	0.00	0.00	0.00	0.00	0.00	0.00	0.00	0.00	0.00	0.00	0.00	0.00	0.00	0.00	0.00	0.00	0.00	0.00	0.00	0.00	0.00	0.00	0.00	0.00	0.00
5	0.00	0.00	0.00	0.00	0.00	0.00	0.00	0.00	0.00	0.00	0.00	0.00	0.00	0.00	0.00	0.00	0.00	0.00	0.00	0.00	0.00	0.00	0.00	0.00	0.00	0.00
6	0.00	0.00	0.00	0.00	0.00	0.00	0.00	0.00	0.00	0.00	0.00	0.00	0.00	0.00	0.00	0.00	0.00	0.00	0.00	0.00	0.00	0.00	0.00	0.00	0.00	0.00
7	0.00	0.00	0.00	0.00	0.00	0.00	0.00	0.00	0.00	0.00	0.00	0.00	0.00	0.00	0.00	0.00	0.00	0.00	0.00	0.00	0.00	0.00	0.00	0.00	0.00	0.00
8	0.00	0.00	0.00	0.00	0.00	0.00	0.00	0.00	0.00	0.00	0.00	0.00	0.00	0.00	0.00	0.00	0.00	0.00	0.00	0.00	0.00	0.00	0.00	0.00	0.00	0.00
9	0.00	0.00	0.00	0.00	0.00	0.00	0.00	0.00	0.00	0.00	0.00	0.00	0.00	0.00	0.00	0.00	0.00	0.00	0.00	0.00	0.00	0.00	0.00	0.00	0.00	0.00
10	0.00	0.00	0.00	0.00	0.00	0.00	0.00	0.00	0.00	0.00	0.00	0.00	0.00	0.00	0.00	0.00	0.00	0.00	0.00	0.00	0.00	0.00	0.00	0.00	0.00	0.00
11	0.00	0.00	0.00	0.00	0.00	0.00	0.00	0.00	0.00	0.00	0.00	0.00	0.00	0.00	0.00	0.00	0.00	0.00	0.00	0.00	0.00	0.00	0.00	0.00	0.00	0.00
12	0.00	0.00	0.00	0.00	0.00	0.00	0.00	0.00	0.00	0.00	0.00	0.00	0.00	0.00	0.00	0.00	0.00	0.00	0.00	0.00	0.00	0.00	0.00	0.00	0.00	0.00
13	0.00	0.00	0.00	0.00	0.00	0.00	0.00	0.00	0.00	0.00	0.00	0.00	0.00	0.00	0.00	0.00	0.00	0.00	0.00	0.00	0.00	0.00	0.00	0.00	0.00	0.00
14	0.00	0.00	0.00	0.00	0.00	0.00	0.00	0.00	0.00	0.00	0.00	0.00	0.00	0.00	0.00	0.00	0.00	0.00	0.00	0.00	0.00	0.00	0.00	0.00	0.00	0.00
15	0.00	0.00	0.00	0.00	0.00	0.00	0.00	0.00	0.00	0.00	0.00	0.00	0.00	0.00	0.00	0.00	0.00	0.00	0.00	0.00	0.00	0.00	0.00	0.00	0.00	0.00
16	0.00	0.00	0.00	0.00	0.00	0.00	0.00	0.00	0.00	0.00	0.00	0.00	0.00	0.00	0.00	0.00	0.00	0.00	0.00	0.00	0.00	0.00	0.00	0.00	0.00	0.00
17	0.00	0.00	0.00	0.00	0.00	0.00	0.00	0.00	0.00	0.00	0.00	0.00	0.00	0.00	0.00	0.00	0.00	0.00	0.00	0.00	0.00	0.00	0.00	0.00	0.00	0.00
18	0.00	0.00	0.00	0.00	0.00	0.00	0.00	0.00	0.00	0.00	0.00	0.00	0.00	0.00	0.00	0.00	0.00	0.00	0.00	0.00	0.00	0.00	0.00	0.00	0.00	0.00
19	0.00	0.00	0.00	0.00	0.00	0.00	0.00	0.00	0.00	0.00	0.00	0.00	0.00	0.00	0.00	0.00	0.00	0.00	0.00	0.00	0.00	0.00	0.00	0.00	0.00	0.00
20	0.00	0.00	0.00	0.00	0.00	0.00	0.00	0.00	0.00	0.00	0.00	0.00	0.00	0.00	0.00	0.00	0.00	0.00	0.00	0.00	0.00	0.00	0.00	0.00	0.00	0.00
21	0.00	0.00	0.00	0.00	0.00	0.00	0.00	0.00	0.00	0.00	0.00	0.00	0.00	0.00	0.00	0.00	0.00	0.00	0.00	0.00	0.00	0.00	0.00	0.00	0.00	0.00
22	0.00	0.00	0.00	0.00	0.00	0.00	0.00	0.00	0.00	0.00	0.00	0.00	0.00	0.00	0.00	0.00	0.00	0.00	0.00	0.00	0.00	0.00	0.00	0.00	0.00	0.00
23	0.00	0.00	0.00	0.00	0.00	0.00	0.00	0.00	0.00	0.00	0.00	0.00	0.00	0.00	0.00	0.00	0.00	0.00	0.00	0.00	0.00	0.00	0.00	0.00	0.00	0.00
24	0.00	0.00	0.00	0.00	0.00	0.00	0.00	0.00	0.00	0.00	0.00	0.00	0.00	0.00	0.00	0.00	0.00	0.00	0.00	0.00	0.00	0.00	0.00	0.00	0.00	0.00
25	0.00	0.00	-	0.00	0.00	0.00	0.00	0.00	0.00	0.00	0.00	0.00	0.00	0.00	0.00	0.00	0.00	0.00	0.00	0.00	0.00	0.00	0.00	0.00	0.00	0.00
26	0.00	0.00	0.00	0.00	0.00	0.00	0.00	0.00	0.00	0.00	0.00	0.00	0.00	0.00	0.00	0.00	0.00	0.00	0.00	0.00	0.00	0.00	0.00	0.00	0.00	0.00
27	0.00	0.00	0.00	0.00	0.00	0.00	0.00	0.00	0.00	0.00	0.00	0.00	0.00	0.00	0.00	0.00	0.00	0.00	0.00	0.00	0.00	0.00	0.00	0.00	0.00	0.00
28	0.00	0.00	0.00	0.00	0.00	0.00	0.00	0.00	0.00	0.00	0.00	0.00	0.00	0.00	0.00	0.00	0.00	0.00	0.00	0.00	0.00	0.00	0.00	0.00	0.00	0.00
29	0.00	0.00	0.00	0.00	0.00	0.00	0.00	0.00	0.00	0.00	0.00	0.00	0.00	0.00	0.00	0.00	0.00	0.00	0.00	0.00	0.00	0.00	0.00	0.00	0.00	0.00
30	0.00	0.00	0.00	0.00	0.00	0.00	0.00	0.00	0.00	0.00	0.00	0.00	0.00	0.00	0.00	0.00	0.00	0.00	0.00	0.00	0.00	0.00	0.00	0.00	0.00	0.00
31	0.00	0.00	0.00	0.00	0.00	0.00	0.00	0.00	0.00	0.00	0.00	0.00	0.00	0.00	0.00	0.00	0.00	0.00	0.00	0.00	0.00	0.00	0.00	0.00	0.00	0.00

Serbia March 2018

Statistics on Monthly Auction

	March 2018	1	2	3	4	5	6	7	8	9	10	11	12	13	14	15	16	17	18	19	20	21	22	23	24	25	26	27	28	29	30	31
Hungary export	Number of Capacity Traders	-	21	21	21	21	21	21	21	21	21	21	-	-	-	-	-	21	21	21	20	21	21	21	21	21	21	21	21	21	21	21
	Number of Capacity Holders	-	13	13	13	13	13	13	13	13	13	13	13	-	-	-	-	-	13	13	13	13	13	13	13	13	13	13	13	13	13	13
	Number of Bids	-	131	131	131	131	131	131	131	131	131	131	131	-	-	-	-	-	131	131	131	131	131	131	131	131	131	131	131	131	131	131
Hungary import	Number of Capacity Traders	18	18	18	18	18	18	18	18	18	18	18	18	18	18	18	18	18	18	18	18	18	18	18	18	18	18	18	18	18	18	18
	Number of Capacity Holders	10	10	10	10	10	10	10	10	10	10	10	10	10	10	10	10	10	10	10	10	10	10	10	10	10	10	10	10	10	10	10
	Number of Bids	90	90	90	90	90	90	90	90	90	90	90	90	90	90	90	90	90	90	90	90	90	90	90	90	90	90	90	90	90	90	90
Bulgaria export	Number of Capacity Traders	18	18	18	18	18	18	18	18	18	18	18	18	18	18	18	18	18	18	18	18	18	18	18	18	18	18	18	18	18	18	18
	Number of Capacity Holders	5	5	5	5	5	5	5	5	5	5	5	5	5	5	5	5	5	5	5	5	5	5	5	5	5	5	5	5	5	5	5
	Number of Bids	75	75	75	75	75	75	75	75	75	75	75	75	75	75	75	75	75	75	75	75	75	75	75	75	75	75	75	75	75	75	75
Bulgaria import	Number of Capacity Traders	15	15	15	15	15	15	15	15	15	15	15	15	15	15	15	15	15	15	15	15	15	15	15	15	15	15	15	15	15	15	15
	Number of Capacity Holders	9	9	9	9	9	9	9	9	9	9	9	9	9	9	9	9	9	9	9	9	9	9	9	9	9	9	9	9	9	9	9
	Number of Bids	60	60	60	60	60	60	60	60	60	60	60	60	60	60	60	60	60	60	60	60	60	60	60	60	60	60	60	60	60	60	60
Serbia export	Number of Capacity Traders	13	13	13	13	13	13	13	13	13	13	13	13	-	-	-	-	-	13	13	13	13	13	13	13	13	13	13	13	13	13	13
	Number of Capacity Holders	7	7	7	7	7	7	7	7	7	7	7	7	-	-	-	-	-	9	9	9	9	9	9	9	9	9	9	9	9	9	9
	Number of Bids	66	66	66	66	66	66	66	66	66	66	66	66	-	-	-	-	-	65	65	65	65	65	65	65	65	65	65	65	65	65	65
Serbia import	Number of Capacity Traders	13	13	13	13	13	13	13	13	13	13	13	13	13	13	13	13	13	13	13	13	13	13	13	13	13	13	13	13	13	13	13
	Number of Capacity Holders	12	12	12	12	12	12	12	12	12	12	12	12	12	12	12	12	12	12	12	12	12	12	12	12	12	12	12	12	12	12	12
	Number of Bids	33	33	33	33	33	33	33	33	33	33	33	33	33	33	33	33	33	33	33	33	33	33	33	33	33	33	33	33	33	33	33
Ukraine export	Number of Capacity Traders	1	1	1	1	1	1	1	1	1	1	1	1	1	1	1	1	1	1	1	1	1	1	1	1	1	1	1	1	1	1	1
	Number of Capacity Holders	1	1	1	1	1	1	1	1	1	1	1	1	1	1	1	1	1	1	1	1	1	1	1	1	1	1	1	1	1	1	1
	Number of Bids	5	5	5	5	5	5	5	5	5	5	5	5	5	5	5	5	5	5	5	5	5	5	5	5	5	5	5	5	5	5	5
Ukraine import	Number of Capacity Traders	5	5	5	5	5	5	5	5	5	5	5	5	5	5	5	5	5	5	5	5	5	5	5	5	5	5	5	5	5	5	5
	Number of Capacity Holders	5	5	5	5	5	5	5	5	5	5	5	5	5	5	5	5	5	5	5	5	5	5	5	5	5	5	5	5	5	5	5
	Number of Bids	10	10	10	10	10	10	10	10	10	10	10	10	10	10	10	10	10	10	10	10	10	10	10	10	10	10	10	10	10	10	10
Moldavia import RO_Cioara	Number of Capacity Traders	-	-	-	-	-	-	-	-	-	-	-	-	-	-	-	-	-	-	-	-	-	-	-	-	-	-	-	-	-	-	-
	Number of Capacity Holders	-	-	-	-	-	-	-	-	-	-	-	-	-	-	-	-	-	-	-	-	-	-	-	-	-	-	-	-	-	-	-
	Number of Bids	-	-	-	-	-	-	-	-	-	-	-	-	-	-	-	-	-	-	-	-	-	-	-	-	-	-	-	-	-	-	-
Moldavia import RO_Costesti	Number of Capacity Traders	-	-	-	-	-	-	-	-	-	-	-	-	-	-	-	-	-	-	-	-	-	-	-	-	-	-	-	-	-	-	-
	Number of Capacity Holders	-	-	-	-	-	-	-	-	-	-	-	-	-	-	-	-	-	-	-	-	-	-	-	-	-	-	-	-	-	-	-
	Number of Bids	-	-	-	-	-	-	-	-	-	-	-	-	-	-	-	-	-	-	-	-	-	-	-	-	-	-	-	-	-	-	-
Moldavia import RO_Vulcanesti	Number of Capacity Traders	-	-	-	-	-	-	-	-	-	-	-	-	-	-	-	-	-	-	-	-	-	-	-	-	-	-	-	-	-	-	-
	Number of Capacity Holders	-	-	-	-	-	-	-	-	-	-	-	-	-	-	-	-	-	-	-	-	-	-	-	-	-	-	-	-	-	-	-
	Number of Bids	-	-	-	-	-	-	-	-	-	-	-	-	-	-	-	-	-	-	-	-	-	-	-	-	-	-	-	-	-	-	-

March 2018	Maximum	Minimum
Number of Capacity Traders	21	5
Number of Capacity Holders	13	5
Number of Bids	131	10

Statistics on Daily Auctions

March 2018		Daily Auctions		1	2	3	4	5	6	7	8	9	10	11	12	13	14	15	16	17	18	19	20	21	22	23	24	25	26	27	28	29	30	31
Serbia Export	Maximum Number of Capacity Traders	8	7	7	5	6	8	10	10	10	10	7	2	6	7	8	6	11	7	7	11	9	11	10	9	6	7	10	8	11	9	10		
	Maximum Number of Capacity Holders	5	3	3	5	4	4	4	7	6	9	5	2	2	3	3	2	6	4	3	3	4	5	5	4	5	4	4	4	4	6	4	4	
	Maximum Number of Bids	17	9	11	13	13	17	18	16	18	17	17	2	6	10	8	6	25	18	12	16	17	21	26	21	13	14	21	21	24	18	20		
Serbia Import	Maximum Number of Capacity Traders	10	9	9	6	6	9	11	12	12	12	6	8	12	11	12	13	12	7	7	12	11	12	10	11	8	8	11	11	11	9	7		
	Maximum Number of Capacity Holders	7	7	8	6	6	9	8	9	12	10	6	8	10	9	11	10	10	7	6	11	10	10	10	10	8	8	11	11	11	9	7		
	Maximum Number of Bids	34	33	32	22	23	30	34	36	32	32	20	23	31	34	28	35	29	20	27	33	36	39	28	35	26	27	37	29	29	28	23		
Bulgaria Export	Maximum Number of Capacity Traders	11	10	10	6	7	10	10	9	8	9	4	5	10	9	9	10	11	5	5	8	9	9	8	8	4	5	8	9	10	12	9		
	Maximum Number of Capacity Holders	6	10	9	6	6	8	7	7	6	6	3	4	5	6	6	6	6	4	3	8	7	7	6	7	4	4	7	8	6	9	5		
	Maximum Number of Bids	24	21	22	19	21	26	25	24	19	22	15	13	22	26	25	23	21	12	15	16	21	20	19	18	12	13	18	20	20	22	18		
Bulgaria Import	Maximum Number of Capacity Traders	11	13	12	7	9	12	11	13	12	12	6	6	9	11	11	10	11	7	7	10	10	10	10	11	6	5	14	12	11	11	8		
	Maximum Number of Capacity Holders	7	8	8	5	8	9	8	11	11	11	6	6	9	9	9	10	11	7	7	10	9	8	9	9	5	5	10	8	9	10	8		
	Maximum Number of Bids	31	31	27	21	23	27	29	33	28	28	19	20	22	27	27	22	25	19	17	23	25	27	24	26	15	18	29	28	25	27	20		

Note: In the table are presented the daily maximum hourly values.

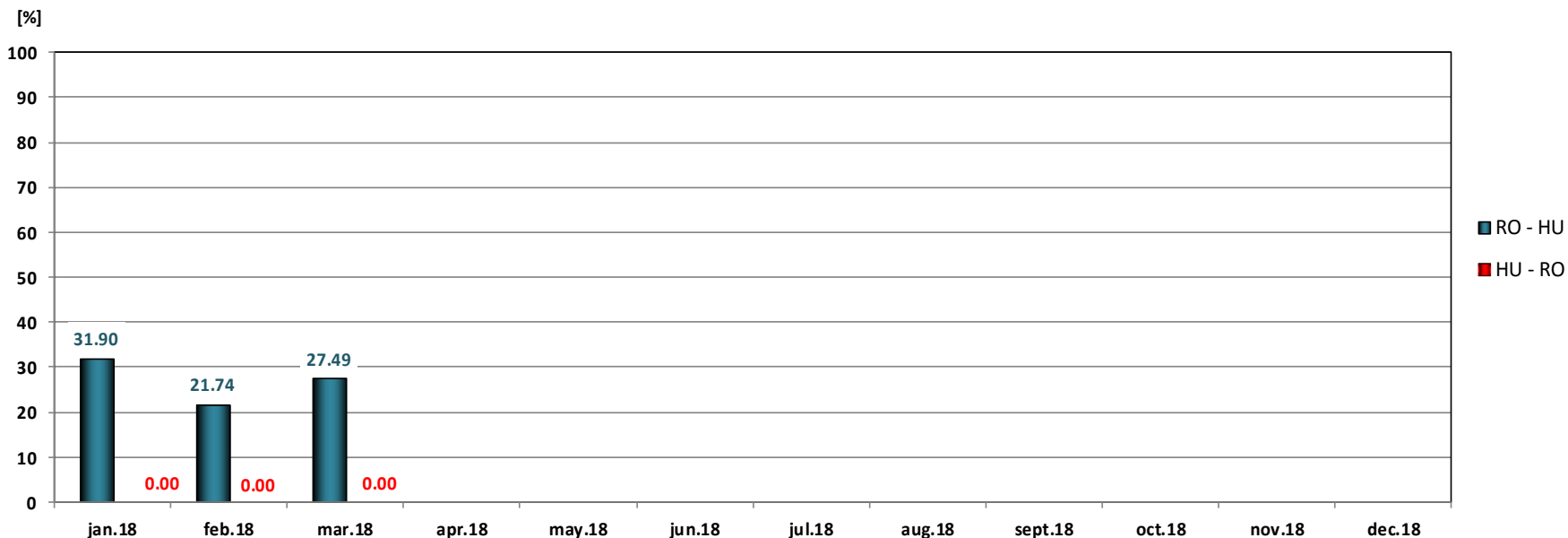
Statistics on Intraday Auctions

March 2018	Intraday Auctions	1	2	3	4	5	6	7	8	9	10	11	12	13	14	15	16	17	18	19	20	21	22	23	24	25	26	27	28	29	30	31
Hungary Export	Maximum Number of Capacity Traders	1	2	1	0	3	3	-	3	2	2	1	0	2	2	2	2	1	0	5	0	3	3	-	0	0	4	3	2	2	2	1
	Maximum Number of Capacity Holders	1	2	1	-	3	3	-	3	2	2	1	-	2	2	2	2	1	-	5	-	3	3	-	-	-	4	3	2	2	2	1
Hungary Import	Maximum Number of Capacity Traders	3	3	1	1	2	3	2	3	2	2	1	2	2	2	3	1	0	0	2	3	4	3	2	0	0	4	3	3	1	1	1
	Maximum Number of Capacity Holders	3	3	1	1	2	3	2	3	2	2	1	2	2	2	3	1	-	-	2	3	4	3	2	-	-	4	3	3	1	1	1
Serbia Export	Maximum Number of Capacity Traders	1	0	1	0	0	1	2	0	1	0	0	1	0	2	0	0	0	0	1	1	0	1	1	1	1	1	0	0	0	0	0
	Maximum Number of Capacity Holders	1	-	1	-	-	1	2	0	1	0	0	1	-	2	-	-	-	-	1	1	-	1	1	1	0	-	-	-	-	-	-
Serbia Import	Maximum Number of Capacity Traders	0	0	0	0	1	1	0	1	0	0	0	0	0	0	0	0	0	0	3	0	1	0	0	0	0	1	1	1	1	1	0
	Maximum Number of Capacity Holders	-	-	-	-	1	1	-	1	0	0	0	-	-	-	-	-	-	-	3	-	1	-	-	-	-	1	1	1	1	1	-

Note: In the table are presented the daily maximum hourly values.

Usage Level of Allocated Capacity

Usage Level of Yearly and Monthly Allocated Capacity on Romanian - Hungarian border



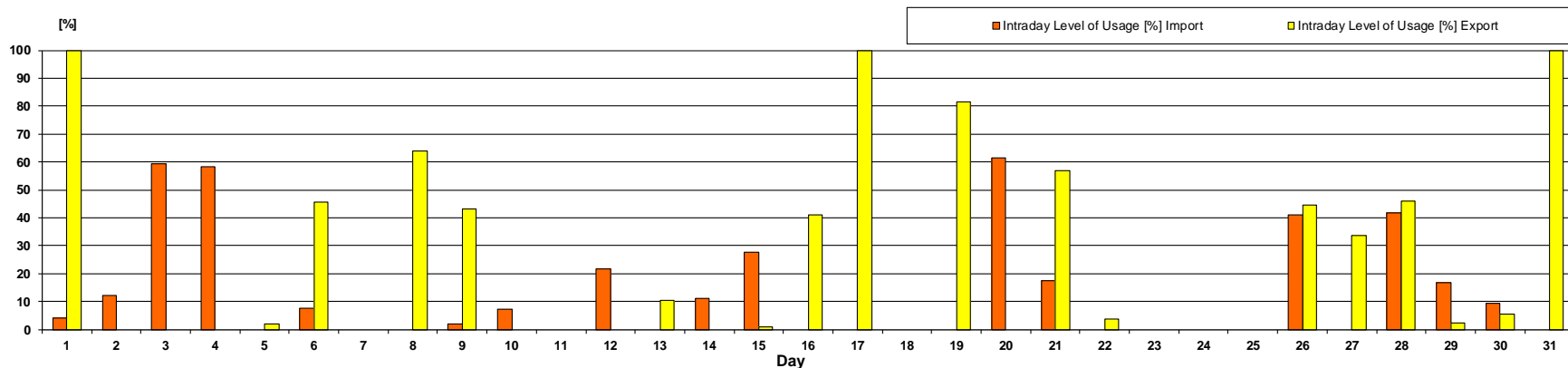
CET

Usage level of yearly and monthly allocated capacity was calculated as ratio between nominated capacity and sum of allocated capacity at yearly and monthly auctions. From the beginning of the year, the average values (arithmetic) of usage level are: 27.04 % on export direction and 0 % on import direction.

Usage Level of Intraday Allocated Capacity

Hungary

March 2018



Intraday Level of Usage [%]

March 2018	1	2	3	4	5	6	7	8	9	10	11	12	13	14	15	16	17	18	19	20	21	22	23	24	25	26	27	28	29	30	31
Import	4.09	12.06	59.23	58.44	0.00	7.41	0.00	0.00	1.88	7.06	0.00	21.70	58.00	11.22	27.62	0.00	-	0.00	61.49	17.55	0.00	0.00	-	-	-	41.13	0.00	41.77	16.71	9.30	0.00
Export	100.00	0.00	0.00	-	1.93	45.72	-	63.94	43.21	0.00	0.00	-	10.53	0.00	0.83	40.86	100.00	-	81.68	-	56.99	3.70	-	-	-	44.52	33.64	45.83	2.32	5.41	100.00

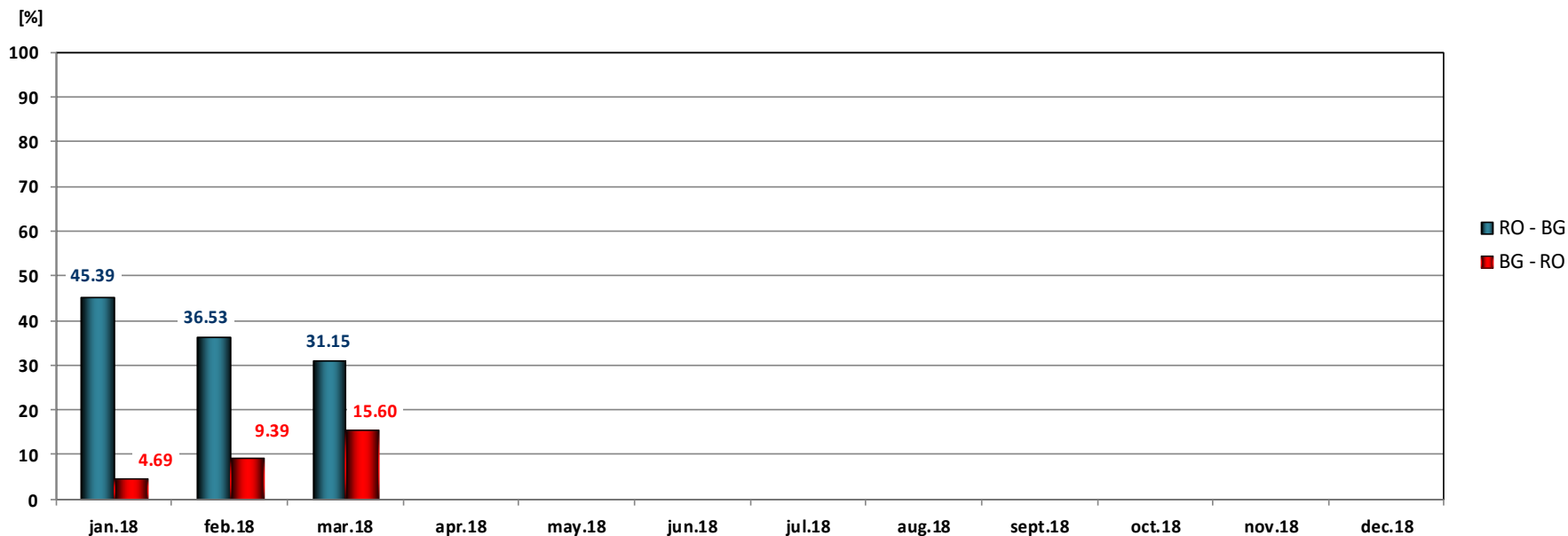
Level of usage of intraday allocated capacity, calculated at monthly level, as ratio between sum of nominated intraday capacities and sum of intraday allocated capacities, has the following values:

- Import 17.49 [%]

- Export 34.98 [%]

Usage Level of Allocated Capacity

Usage Level of Yearly and Monthly Allocated Capacity on Romanian - Bulgarian border

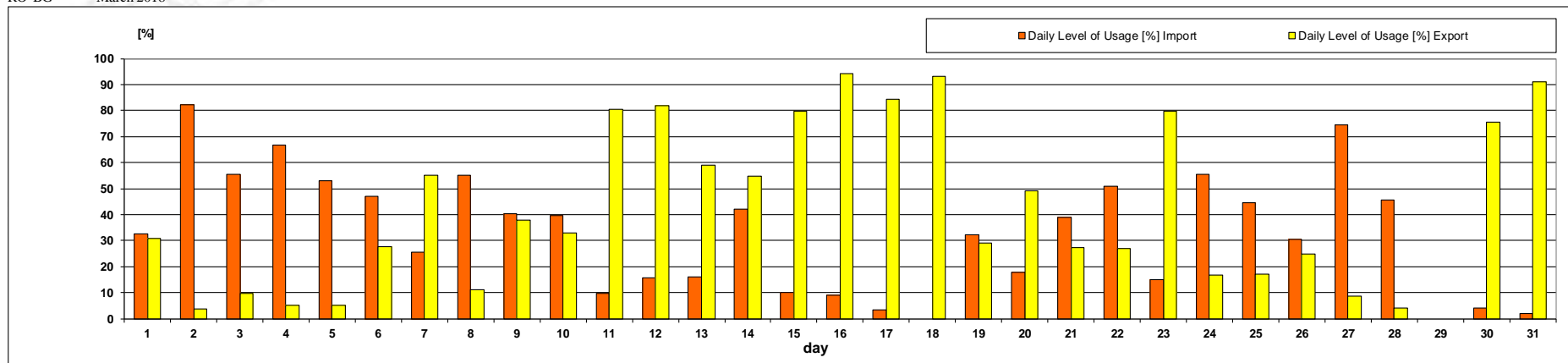


CET

Usage level of yearly and monthly allocated capacity was calculated as ratio between nominated capacity and sum of allocated capacity at yearly and monthly auctions. From the beginning of the year, the average values (arithmetic) of usage level are: 37.69 % on export direction and 9.89 % on import direction.

Usage Level of Daily Allocated Capacity

RO-BG March 2018

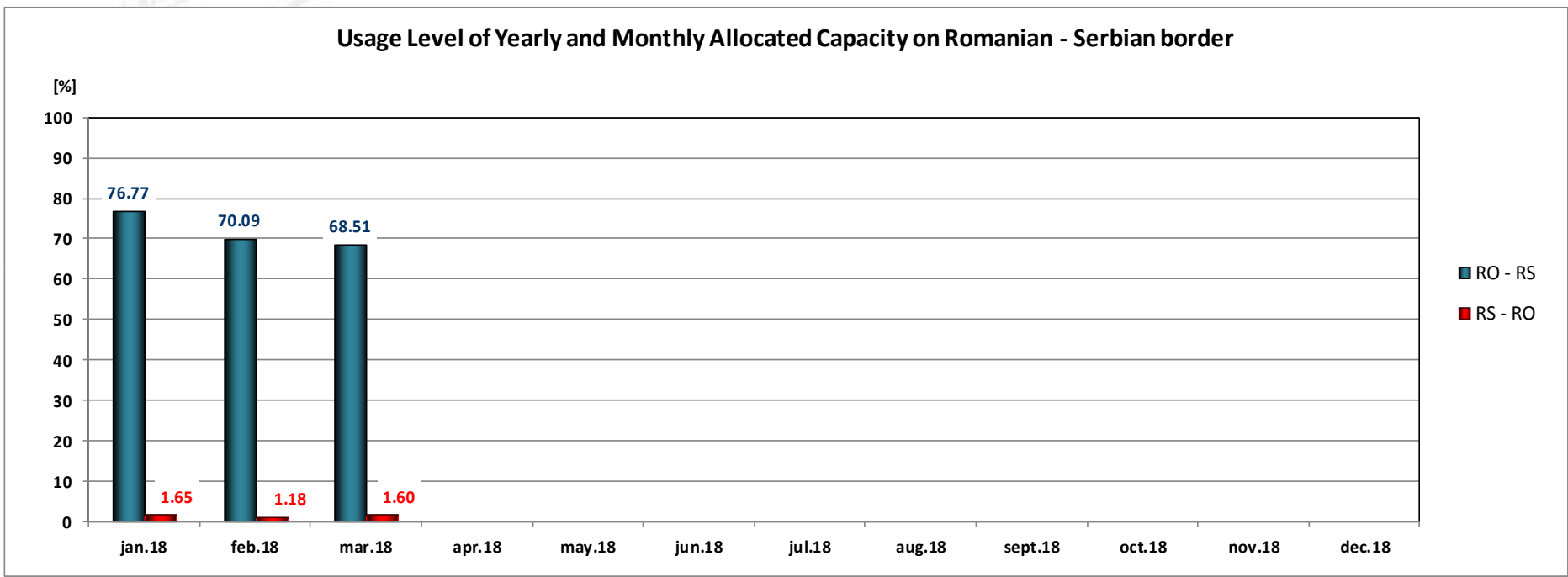


March 2018	1	2	3	4	5	6	7	8	9	10	11	12	13	14	15	16	17	18	19	20	21	22	23	24	25	26	27	28	29	30	31
Import	32.41	82.24	55.40	66.55	53.02	46.91	25.54	55.00	40.18	39.59	9.76	15.84	15.93	42.11	10.11	8.90	3.49	0.00	32.23	17.72	38.98	50.87	14.87	55.42	44.42	30.55	74.51	45.68	0.00	3.97	2.08
Export	30.97	3.80	9.81	5.05	5.13	27.76	55.07	11.01	37.82	33.06	80.35	81.89	58.95	54.64	79.77	94.10	84.45	92.96	29.22	49.21	27.25	26.93	79.86	16.73	17.01	24.86	8.63	4.08	0.00	75.59	91.04

Level of usage of daily allocated capacity, calculated at monthly level, as ratio between sum of nominated daily capacities and sum of daily allocated capacities, has the following values:

- Import 28.23 [%]
- Export 33.26 [%]

Usage Level of Allocated Capacity

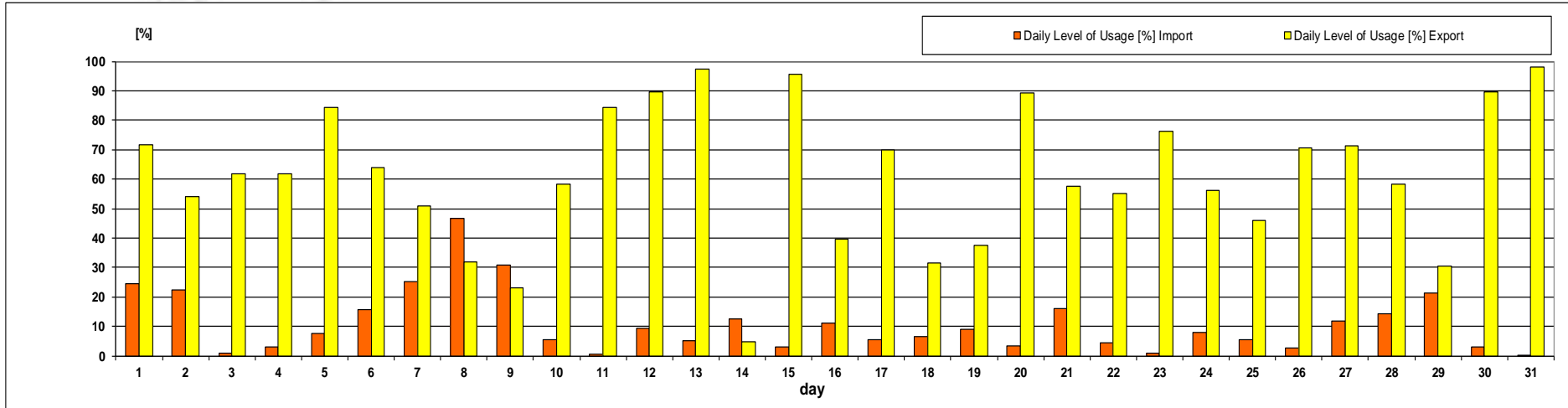


CET
Usage level of yearly and monthly allocated capacity was calculated as ratio between nominated capacity and sum of allocated capacity at yearly and monthly auctions. From the beginning of the year, the average values (arithmetic) of usage level are: 71.79 % on export direction and 1.48 % on import direction.

Usage Level of Daily Allocated Capacity

Serbia

March 2018



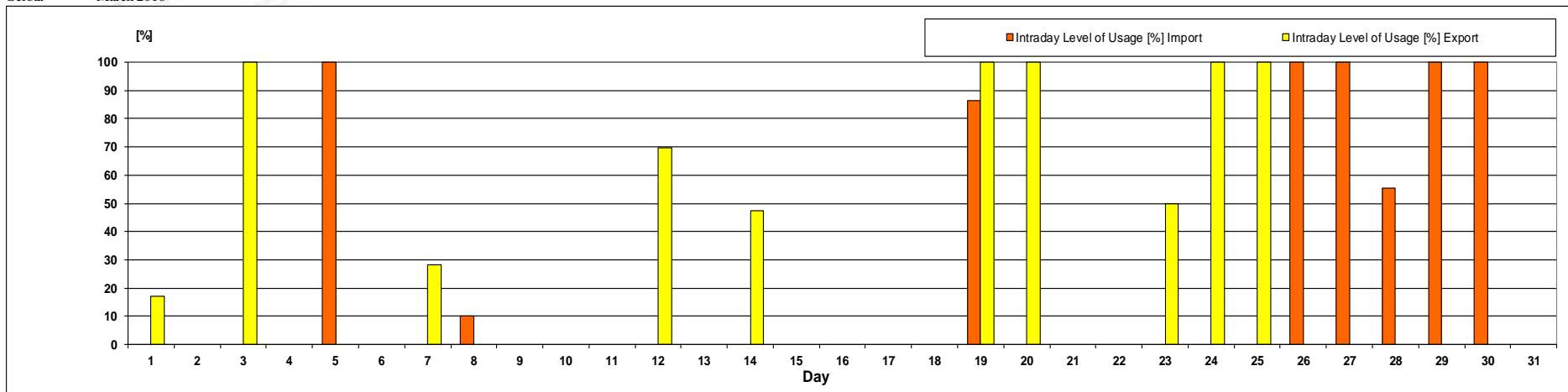
March 2018	1	2	3	4	5	6	7	8	9	10	11	12	13	14	15	16	17	18	19	20	21	22	23	24	25	26	27	28	29	30	31
Import	24.51	22.41	0.78	3.03	7.45	15.81	25.29	46.82	30.82	5.57	0.70	9.18	4.98	12.66	2.89	10.97	5.41	6.41	9.13	3.23	16.13	4.45	0.79	7.84	5.45	2.67	11.83	14.22	21.45	3.16	0.09
Export	71.83	54.18	61.86	61.90	84.39	64.00	50.91	31.72	23.15	58.20	84.35	89.77	97.37	4.89	95.52	39.55	69.94	31.44	37.36	89.39	57.61	54.94	76.14	56.01	45.86	70.58	71.21	58.21	30.31	89.50	98.19

Level of usage of daily allocated capacity, calculated at monthly level, as ratio between sum of nominated daily capacities and sum of daily allocated capacities, has the following values:

- Import 10.77 [%]
- Export 55.65 [%]

Usage Level of Intraday Allocated Capacity

Serbia March 2018



Intraday Level of Usage [%]

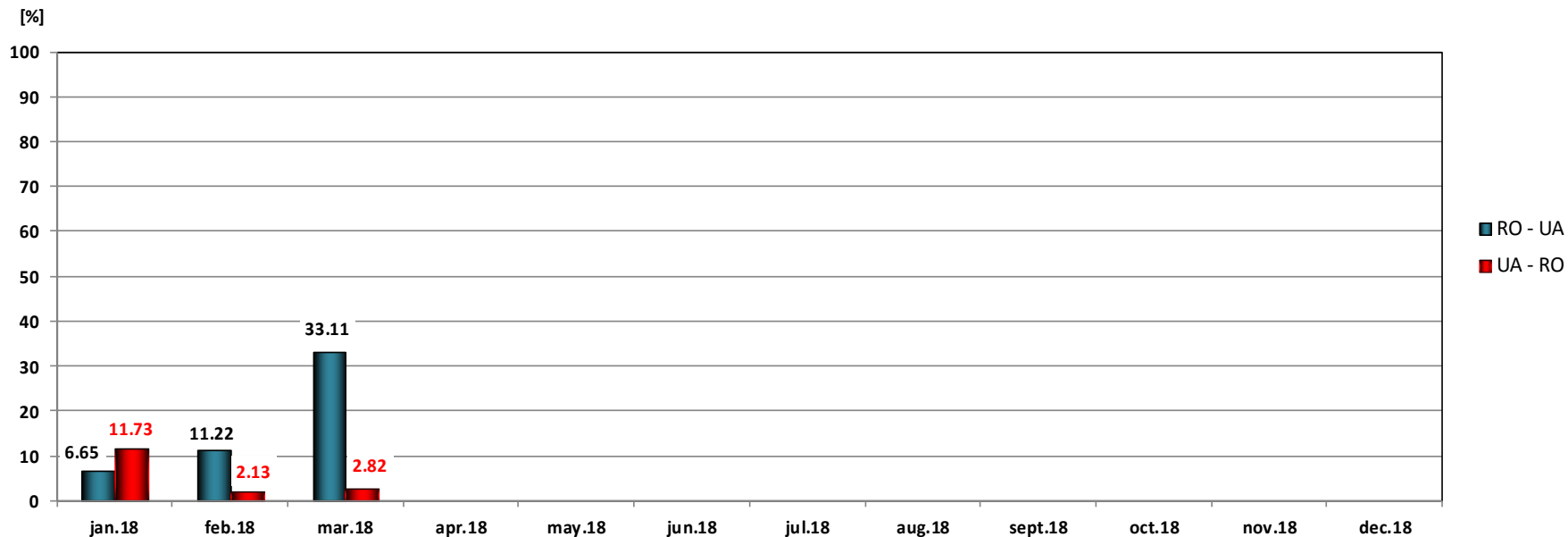
March 2018	1	2	3	4	5	6	7	8	9	10	11	12	13	14	15	16	17	18	19	20	21	22	23	24	25	26	27	28	29	30	31
Import	-	-	-	-	100.00	0.00	-	10.00	-	-	-	-	-	-	-	-	-	-	86.44	-	0.00	-	-	-	-	100.00	100.00	55.56	100.00	100.00	-
Export	17.10	-	100.00	-	-	0.00	28.29	-	0.00	-	-	69.70	-	47.48	-	-	-	-	100.00	100.00	-	0.00	50.00	100.00	100.00	-	-	-	-	-	

Level of usage of intraday allocated capacity, calculated at monthly level, as ratio between sum of nominated intraday capacities and sum of intraday allocated capacities, has the following values:

- Import 75.33 [%]
- Export 24.58 [%]

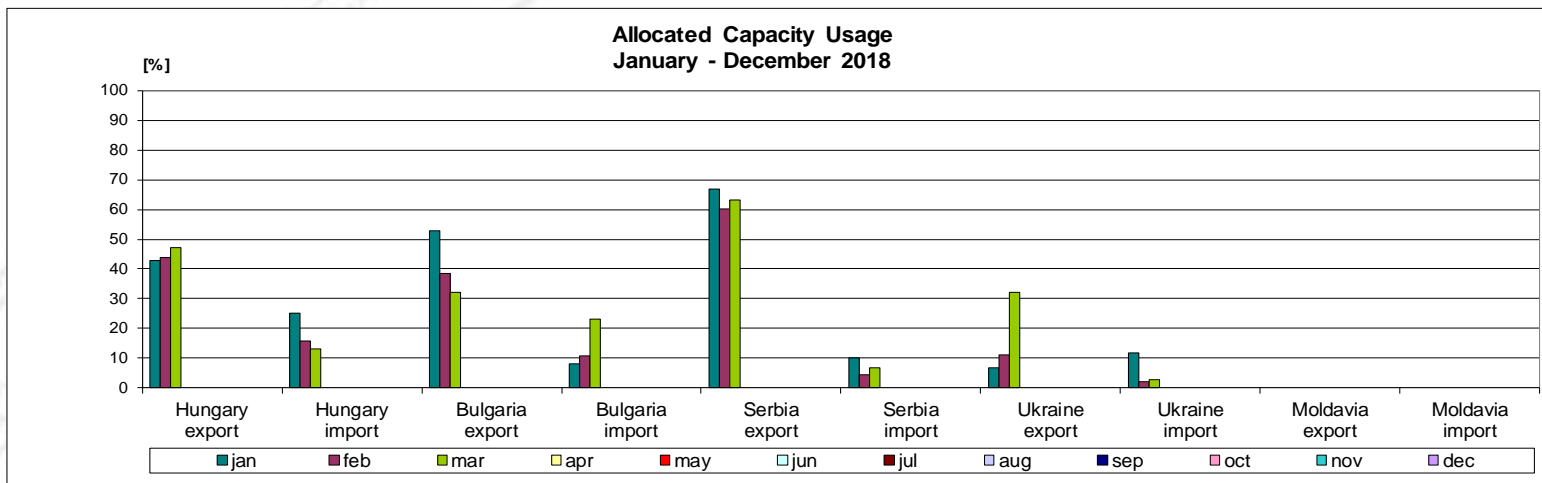
Usage Level of Allocated Capacity

Usage Level of Yearly and Monthly Allocated Capacity on Romanian - Ukrainian border



CET

Usage level of yearly and monthly allocated capacity was calculated as ratio between nominated capacity and sum of allocated capacity at yearly and monthly auctions. From the beginning of the year, the average values (arithmetic) of usage level are: 16.99 % on export direction and 5.56 % on import direction.



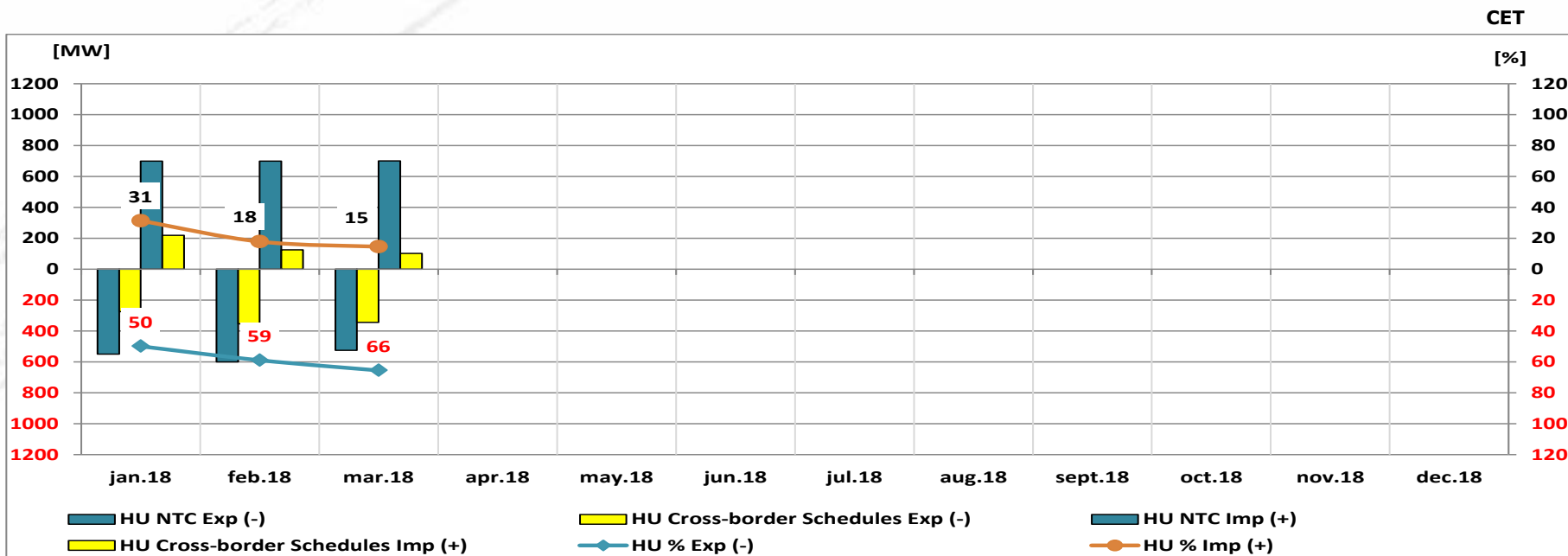
The allocated capacity level of usage on one border and direction represents the percentage ratio between the energy associated with the commercial transactions, nominated during a month, and the energy associated with the allocated capacity by the Romanian and by the neighbouring side, to all participants who have or not counterparties on the other side of the border.

[%]	Hungary export	Hungary import	Bulgaria export	Bulgaria import	Serbia export	Serbia import	Ukraine export	Ukraine import	Moldavia export	Moldavia import
jan	42.85	25.06	52.91	8.06	66.82	10.22	6.65	11.73	-	-
feb	43.95	15.88	38.61	10.71	60.33	4.39	11.22	2.13	-	-
mar	47.22	13.18	32.02	23.10	63.24	6.71	32.07	2.73	-	-
apr										
may										
jun										
jul										
aug										
sep										
oct										
nov										
dec										
average	44.67	18.04	41.18	13.96	63.46	7.11	16.65	5.53	-	-

Variant B

In March 2018, the highest level of usage on export direction was obtained on Serbian border and the highest level of usage on import direction was obtained on Bulgarian border.

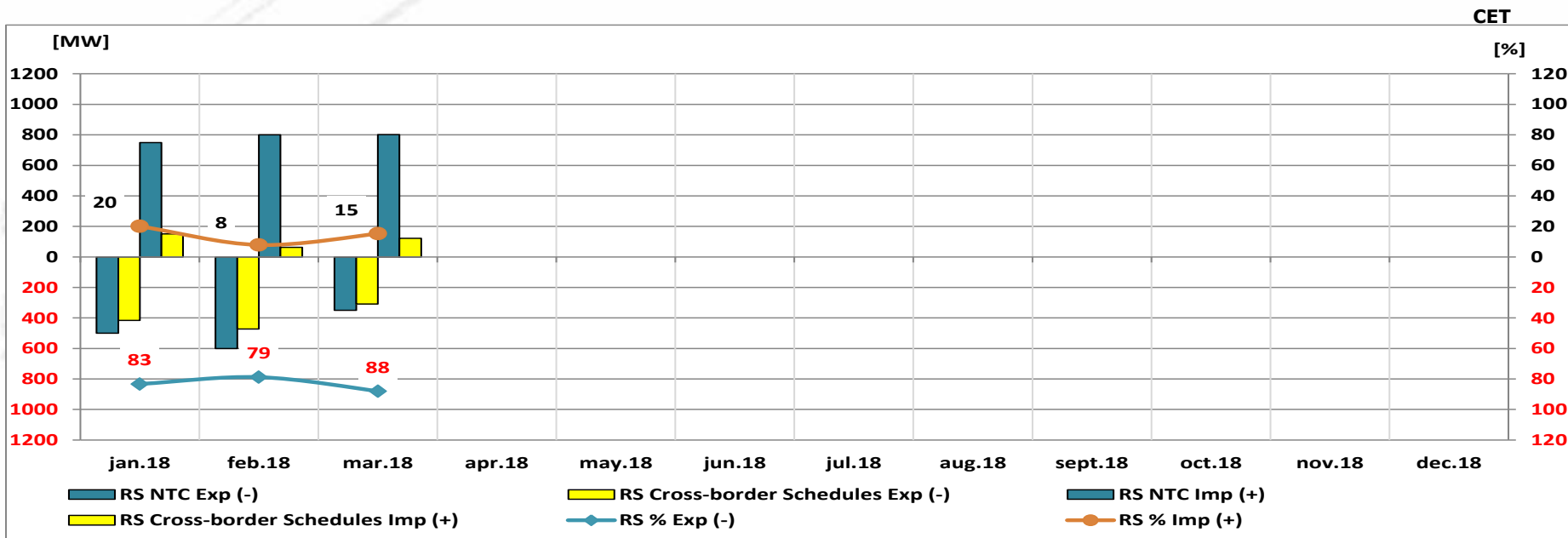
Usage Level of NTC on Romanian – Hungarian border



Hungary (monthly averages values, MW)	jan.18	feb.18	mar.18	apr.18	may.18	jun.18	jul.18	aug.18	sept.18	oct.18	nov.18	dec.18
HU NTC Exp (-)	-550	-600	-525									
HU Cross-border Schedules Exp (-)	-274	-354	-344									
HU NTC Imp (+)	700	700	701									
HU Cross-border Schedules Imp (+)	219	125	102									

The level of usage was calculated as ratio between total cross-border schedules (capacity nominated on long and short term) and NTC. From the beginning of the year, the average values (arithmetic) of usage level are: 58.12 % on export direction and 21.26 % on import direction.

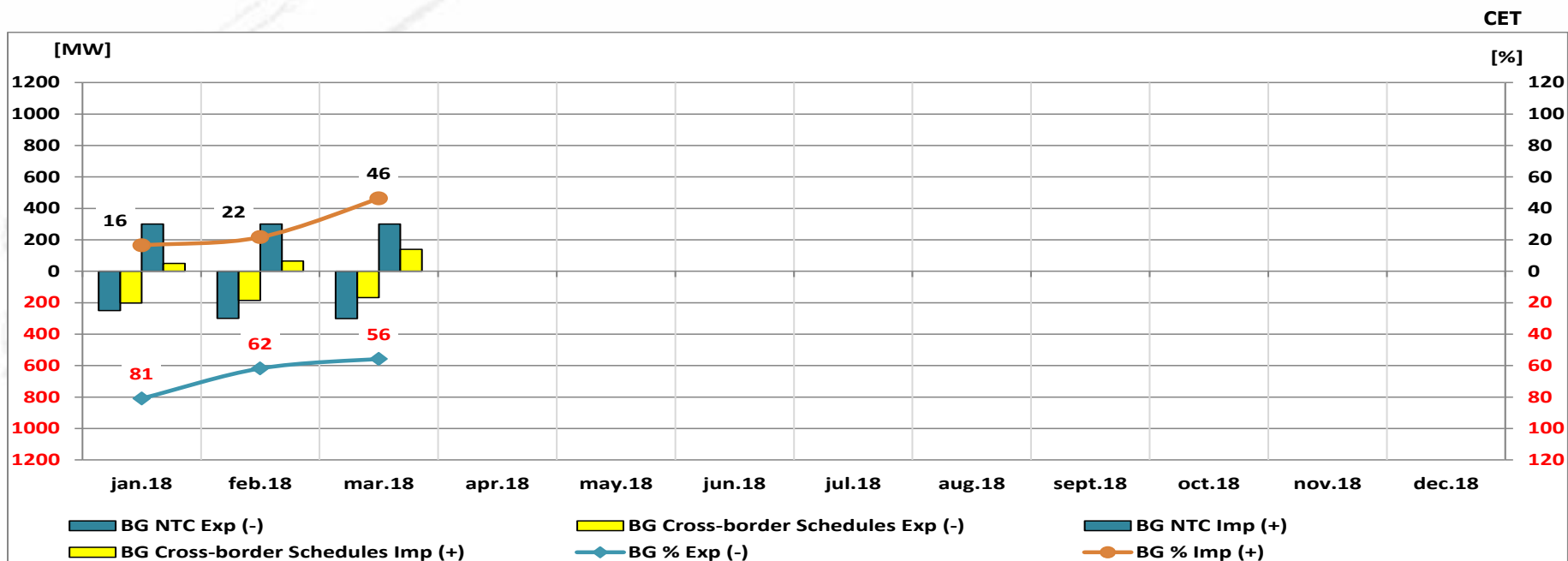
Usage Level of NTC on Romanian – Serbian border



Serbia (monthly averages values, MW)	jan.18	feb.18	mar.18	apr.18	may.18	jun.18	jul.18	aug.18	sept.18	oct.18	nov.18	dec.18
RS NTC Exp (-)	-500	-600	-350									
RS Cross-border Schedules Exp (-)	-416	-473	-308									
RS NTC Imp (+)	750	800	801									
RS Cross-border Schedules Imp (+)	151	63	122									

The level of usage was calculated as ratio between total cross-border schedules (capacity nominated on long and short term) and NTC. From the beginning of the year, the average values (arithmetic) of usage level are: 83.35 % on export direction and 14.38 % on import direction.

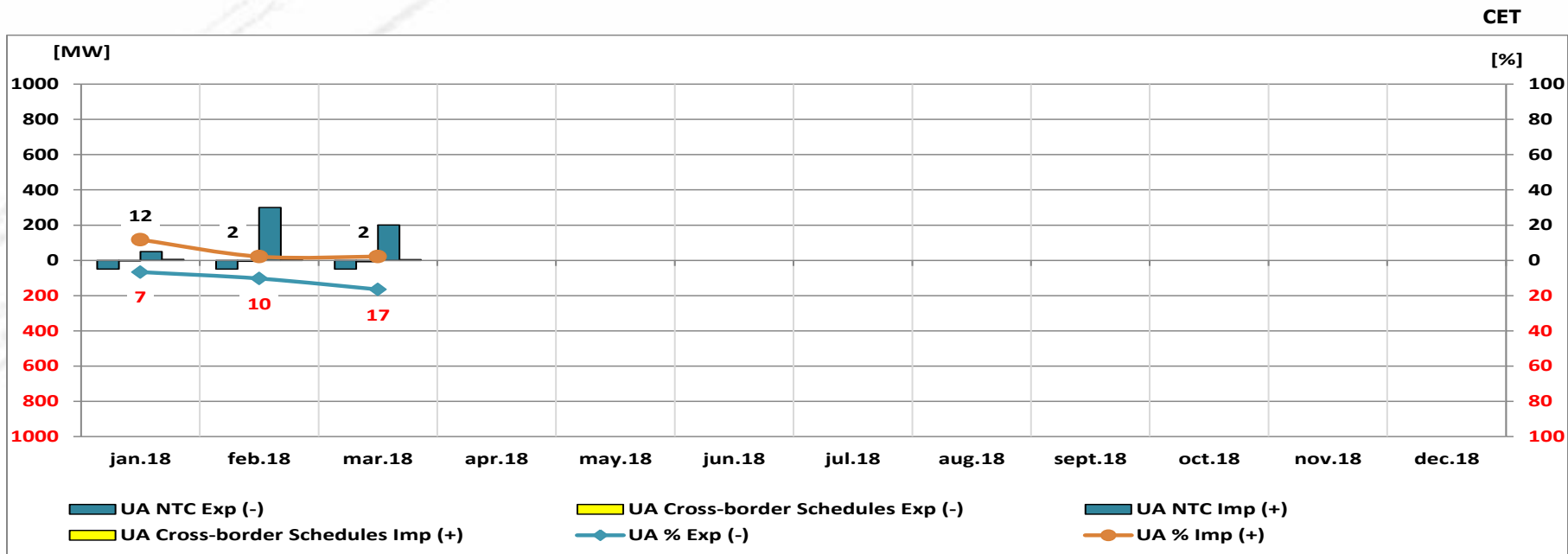
Usage Level of NTC on Romanian – Bulgarian border



Bulgaria (monthly averages values, MW)	jan.18	feb.18	mar.18	apr.18	may.18	jun.18	jul.18	aug.18	sept.18	oct.18	nov.18	dec.18
BG NTC Exp (-)	-250	-300	-300									
BG Cross-border Schedules Exp (-)	-202	-185	-167									
BG NTC Imp (+)	300	300	300									
BG Cross-border Schedules Imp (+)	49	65	139									

The level of usage was calculated as ratio between total cross-border schedules (capacity nominated on long and short term) and NTC. From the beginning of the year, the average values (arithmetic) of usage level are: 66.16 % on export direction and 28.15 % on import direction.

Usage Level of NTC on Romanian – Ukrainian border



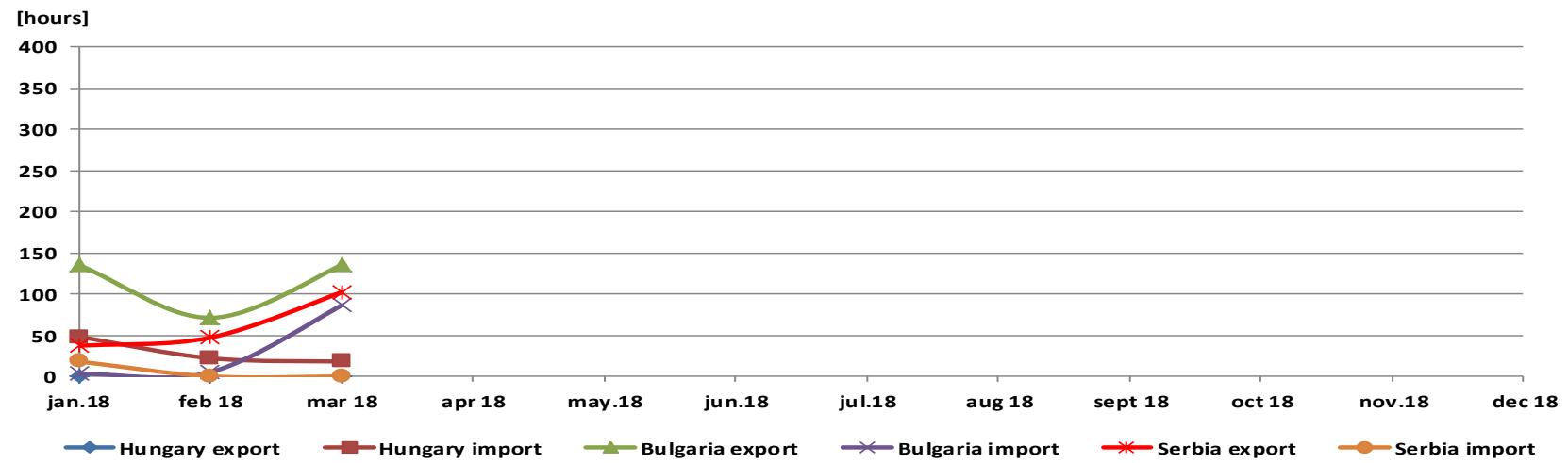
Ukraine (monthly averages values, MW)	jan.18	feb.18	mar.18	apr.18	may.18	jun.18	jul.18	aug.18	sept.18	oct.18	nov.18	dec.18
UA NTC Exp (-)	-50	-50	-50									
UA Cross-border Schedules Exp (-)	-3	-5	-8									
UA NTC Imp (+)	50	300	200									
UA Cross-border Schedules Imp (+)	6	6	4									

The level of usage was calculated as ratio between total cross-border schedules (capacity nominated on long and short term) and NTC. From the beginning of the year, the average values (arithmetic) of usage level are: 11.17 % on export direction and 5.35 % on import direction.

Maximization of NTC Usage

CET

Number of hours in which the sum of nominated cross-border schedules is higher than NTC



Number of hours	jan.18	feb 18	mar 18	apr 18	may.18	jun.18	jul.18	aug 18	sept 18	oct 18	nov.18	dec 18
Hungary export	0	0	0									
Hungary import	48	22	18									
Bulgaria export	135	71	135									
Bulgaria import	3	5	86									
Serbia export	37	47	102									
Serbia import	18	0	0									

By making efficient use of the interconnection (applying “netting” principle in daily and intra-day offered capacity calculation) there are some hours in which sum of nominated cross-border schedules is higher than the NTC.

Synthesis (C1, C3, HHI) on type of auction and total values

March 2018

Border	Auction												Total		
	Yearly			Monthly			Daily			Intraday			C1 [%]	C3 [%]	HHI
	C1 [%]	C3 [%]	HHI	C1 [%]	C3 [%]	HHI	C1 [%]	C3 [%]	HHI	C1 [%]	C3 [%]	HHI			
<i>Hungary import</i>	31.14	65.71	1919	18.35	51.44	1373	-	-	-	39.75	92.39	3015	19.13	48.24	1165
<i>Hungary export</i>	30.00	73.14	1983	15.58	43.08	1029	-	-	-	35.90	88.29	2903	20.60	56.25	1277
<i>Bulgaria import</i>	21.00	51.00	1332	27.50	59.38	1622	32.17	71.72	2212	-	-	-	29.03	59.68	1519
<i>Bulgaria export</i>	32.00	63.00	1834	40.63	87.50	3066	54.04	82.27	3511	-	-	-	42.48	72.39	2349
<i>Serbia import</i>	59.33	82.67	3881	20.00	53.23	1248	39.97	73.59	2374	50.73	100.00	4697	22.05	53.42	1265
<i>Serbia export</i>	36.50	76.00	2323	39.24	77.20	2377	46.82	71.66	2703	38.53	99.08	3397	27.99	55.73	1451
<i>Ukraine import</i>	-	-	-	57.69	83.97	3808	-	-	-	-	-	-	57.69	83.97	3808
<i>Ukraine export</i>	-	-	-	100.00	100.00	10000	-	-	-	-	-	-	100.00	100.00	10000
<i>Moldavia import</i>	-	-	-	-	-	-	-	-	-	-	-	-	-	-	-

Note:

- Starting with 20.11.2014, on Hungarian border the implicit daily allocation is done through the market coupling mechanism of CZ-SK-HU day-ahead electricity markets.
- Starting with 01.01.2015, intraday auctions are no longer organized on the Bulgarian border, since the Bulgarian market rules do not allow intraday cross-border exchanges.

Email: Monitorizare.Piata@transelectrica.ro

Fax: 021 3035630