

MARKET MONITORING REPORT

Market for Allocation of Cross-Border Capacities

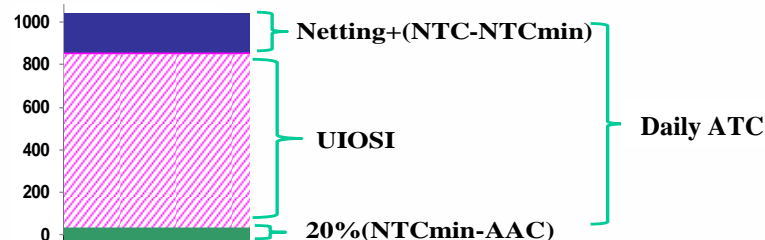
August 2018

ANRE - Romanian Energy Regulatory Authority
HHI - Herfindahl-Hirschman Index
BRP - Balance Responsible Party
BM - Balancing Market
DAM - Day Ahead Market
TSO - Transmission System Operator
DU – Dispatchable Unit
PN – Physical Notification
NDC - National Dispatching Center
C1 – The market share of the largest market participant
C3 – Total market share of top 3 market participants
NPS – Minimum number of residual generators
TTC – Total Transfer Capacity
NTC – Net Transfer Capacity
ATC – Available Transfer Capacity

According to the Commercial Code, Transelectrica, the Romanian Transmission System Operator, operates and monitors the activity of 3 types of markets: Balancing Market, Ancillary Services Market and Market for Allocation of Cross-Border Capacities.

Using the records from the markets data bases, Transelectrica prepares daily, weekly and monthly monitoring reports. A part of the data included in these reports (those data which are not confidential) is published on the website **www.transelectrica.ro**

- According to the agreements between Transelectrica and neighbors for year 2018 :
 - ✓ on the Bulgarian border, the bilateral coordinated allocation is done for 100% of total capacity by Transelectrica for long term auctions and by ESO EAD for daily auctions. The “netting” principle is applied to daily allocation. Starting with 01.01.2015, intraday auctions are no longer organized on the Bulgarian border, since the Bulgarian market rules are not allowing intraday cross-border exchanges, modifications of the notified schedules after 15:30 (CET) in D-1 for day D are prohibited.
 - ✓ on the Hungarian border, the bilateral coordinated allocation, is done for 100% of total capacity by MAVIR for long term auctions (based on Allocation Rules for Forward Capacity Allocation (HAR) and border specific Annex) and by Transelectrica for intra-day auctions. Implicit daily allocations are held since the CZ-SK-HU-RO day-ahead market coupling. In the event of decoupling, MAVIR is in charge with the explicit daily auctions (shadow auctions) for RO-HU border. The “netting” is applied to daily and intra-day allocation.
 - ✓ on the Serbian border, the bilateral coordinated allocation, is done for 100% of total capacity by EMS (Serbia) for daily auctions and by Transelectrica for long term daily and intra-day auctions. The “netting” is applied to daily and intra-day allocation.
 - ✓ *The („ use it or sell it”)* principle is applied on Hungarian, Bulgarian and Serbian borders.
 - ✓ on Hungarian and Bulgarian borders is applied:
 - ✓ reservation of a percentage of interconnection capacity for short term auction, offered capacity being calculated as 80% of the minimum of available capacities of all periods of the month;
 - ✓ introduction of UIOSI („ use it or sell it”) principle.
- Transelectrica’s auctions are held on Damas platform, with euro currency trading.
- Starting with 1st of January 2018, on Romania – Bulgaria and Romania – Serbia borders and starting with 1st of February 2018 on Romania – Hungary border, the use of the physical transport rights is performed in accordance with the m:n nomination principle, for all time horizons.
- Long term auction results on the Hungarian border and daily auction results on the Bulgarian and Serbian borders (auction prices, allocated capacities) are provided by the respective TSO’s.
- The intra-day allocation is done in six auction sessions for time intervals: 00:00-04:00, 04:00-08:00, 08:00-12:00, 12:00-16:00, 16:00-20:00, 20:00-00:00 CET.



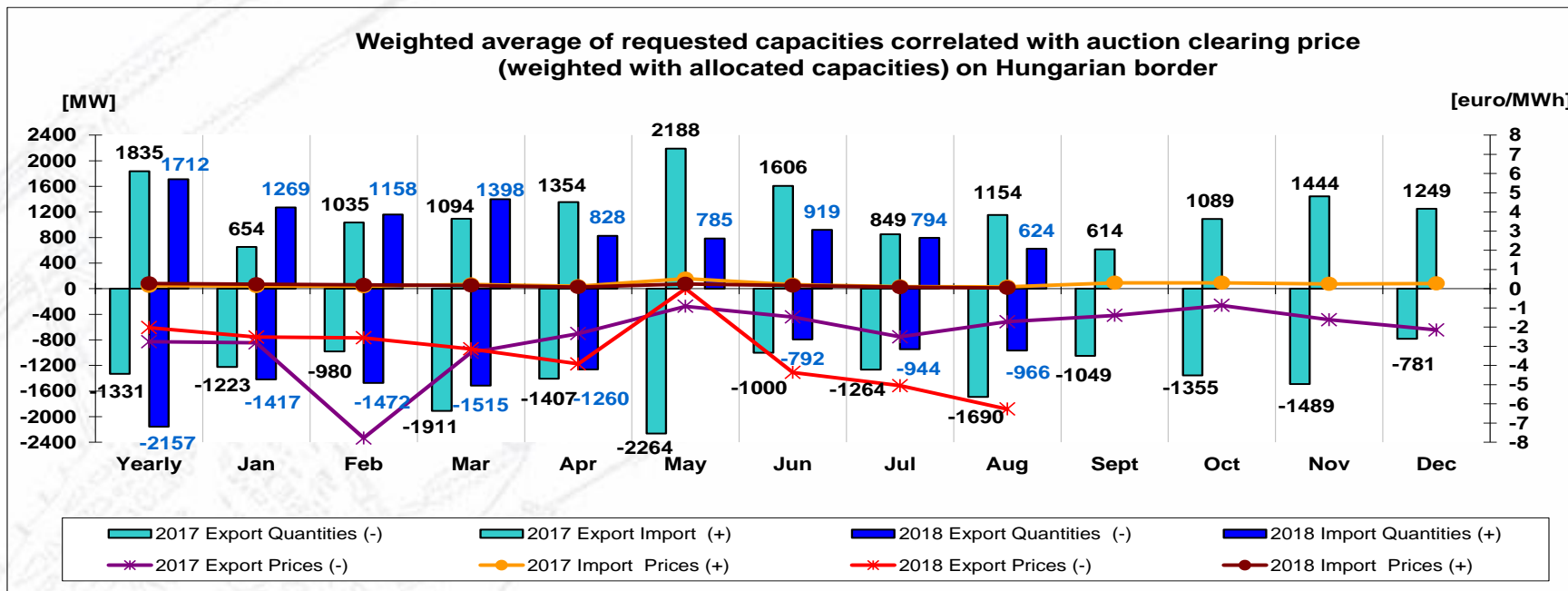
- Usage of allocated capacity on Ukrainian and Moldavian border is restricted by Ukrainian TSO agreement and respectively by the approval of the distribution operator of the passive consumption islands.
- In August 2018, auctions were held as:
 - import Hungary*: 01 – 31.08.2018;
 - export Hungary: 01 – 05.08.2018; 11 – 12.08.2018; 13 – 16.08.2018; 17.08.2018; 18 – 24.08.2018; 25.08.2018; 26.08.2018; 27 – 31.08.2018;
 - import/export Bulgaria*: 01.08 – 31.08.2018;
 - import Serbia: 01 – 05.08.2018; 06 – 25.08.2018; 26 – 31.08.2018;
 - export Serbia: 01 – 05.08.2018; 11 – 12.08.2018; 13 – 24.08.2018; 25 – 26.08.2018; 27 – 31.08.2018;
 - import Ukraine: 01 – 05.08.2018; 06 – 25.08.2018; 26 – 31.08.2018;
 - export Ukraine: 01 – 05.08.2018; 11 – 26.08.2018.
- In August 2018 there were no auctions held on Moldavian border. Due to full allocation of capacity at yearly auction, during the period 06 – 10.08.2018 ATC was zero at monthly auction on export direction to Hungary and Serbia. Available capacity was zero on export direction to Ukraine during the following periods 06 – 10.08.2018 and 27 – 31.08.2018.
- Due to lack of request from participants, there was capacity not allocated at monthly auction as it follows:
 - ✓ on import direction from Serbia:
 - ✓ 57 MW, during the period 01 – 05.08.2018;
 - ✓ 7 MW, during the period 06 – 25.08.2018;
 - ✓ 242 MW, during the period 26 – 31.08.2018
 - ✓ on import direction from Ukraine:
 - ✓ 65 MW, during the period 01 – 05.08.2018;
 - ✓ 110 MW, during the period 06 – 25.08.2018.

* according to the allocation rules, monthly offered capacity was calculated taking into account the minimum of NTC's monthly value.

Monthly auction Results of 01 – 31 August 2018

	Prices [euro/MWh] Results	Capacities [MW]								
		TTC	NTC	ATC	AAC	Reserved	Offered	Requested	Allocated	Final Rights*
Hungary export										
01 - 05 August 2018	6.27	600	500	150	350	0	120	966	119	469
06 - 10 August 2018	-	450	350	0	350	0	0	-	-	350
11 - 12 August 2018	6.27	650	550	200	350	0	160	966	158	508
13 - 16 August 2018	6.27	600	500	150	350	0	120	966	119	469
17 August 2018	6.27	650	550	200	350	0	160	966	158	508
18 - 24 August 2018	6.27	600	500	150	350	0	120	966	119	469
25 August 2018	6.27	700	600	250	350	0	200	966	200	550
26 August 2018	6.27	600	500	150	350	0	120	966	119	469
27 - 31 August 2018	6.27	550	450	100	350	0	80	966	78	428
Hungary import										
01 - 31 August 2018	0.04	800	700	350	350	0	280	624	280	630
Bulgaria export										
01 - 31 August 2018	0.55	350	250	150	100	-	120	408	120	220
Bulgaria import										
01 - 31 August 2018	5.85	400	300	200	100	-	160	634	160	260
Serbia export										
01 - 05 August 2018	6.65	450	350	150	200	-	150	365	150	350
06 - 10 August 2018	-	300	200	0	200	-	0	-	-	200
11 - 12 August 2018	3.55	600	500	300	200	-	300	460	300	500
13 - 24 August 2018	5.66	550	450	250	200	-	250	465	250	450
25 - 26 August 2018	2.97	600	500	300	200	-	300	470	300	500
27 - 31 August 2018	5.52	450	350	150	200	-	150	360	150	350
Serbia import										
01 - 05 August 2018	0.00	650	550	400	150	-	400	343	343	493
06 - 25 August 2018	0.00	600	500	350	150	-	350	343	343	493
26 - 31 August 2018	0.00	850	750	600	150	-	600	358	358	508
Ukraine export										
01 - 05 August 2018	0.00	150	50	50	-	-	50	50	50	50
06 - 10 August 2018	-	0	0	-	-	-	-	-	-	-
11 - 26 August 2018	0.00	150	50	50	-	-	50	50	50	50
27 - 31 August 2018	-	0	0	-	-	-	-	-	-	-
Ukraine import										
01 - 05 August 2018	0.00	350	250	250	-	-	250	185	185	185
06 - 25 August 2018	0.00	400	300	300	-	-	300	190	190	190
26 - 31 August 2018	0.12	150	50	50	-	-	50	80	50	50
Moldavia export										
01 - 31 August 2018	-	-	-	-	-	-	-	-	-	-
Moldavia import										
01 - 31 August 2018	-	-	-	-	-	-	-	-	-	-
RO_Vulcanesti										
01 - 31 August 2018	-	-	-	-	-	-	-	-	-	-
RO_Costesti										
01 - 31 August 2018	-	-	-	-	-	-	-	-	-	-
RO_Cioara										
01 - 31 August 2018	-	-	-	-	-	-	-	-	-	-

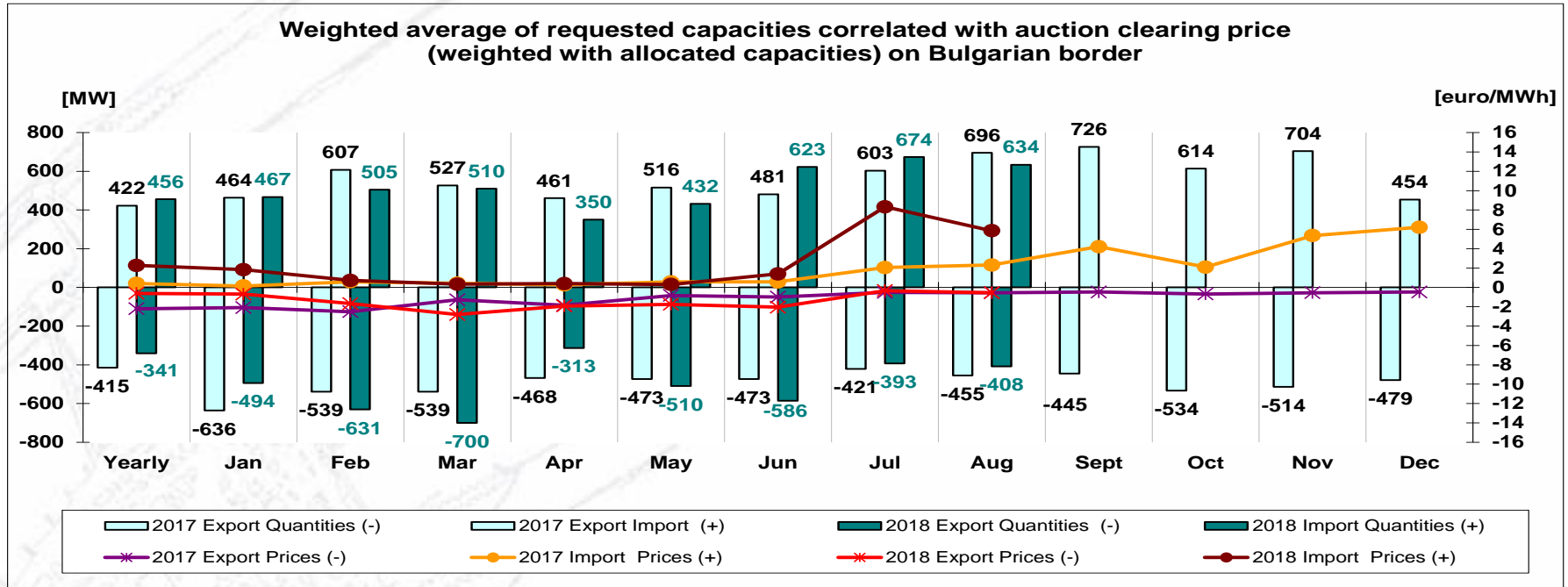
* final rights = monthly allocated capacity + yearly allocated capacity after withdrawals.



Border	Yearly	Jan. 18	Feb.18	Mar.18	Apr.18	May 18	Jun. 18	Jul. 18	Aug. 18	Sept. 18	Oct. 18	Nov.18	Dec. 18
Hungary export	2.03	2.52	2.56	3.14	3.92	-	4.36	5.05	6.27				
Hungary import	0.27	0.23	0.20	0.17	0.09	0.25	0.16	0.08	0.04				

Border	Yearly	Jan. 17	Feb.17	Mar.17	Apr.17	May 17	Jun. 17	Jul. 17	Aug. 17	Sept. 17	Oct. 17	Nov.17	Dec. 17
Hungary export	2.76	2.82	7.78	3.32	2.34	0.92	1.47	2.51	1.72	1.39	0.87	1.62	2.15
Hungary import	0.15	0.14	0.13	0.22	0.13	0.52	0.21	0.11	0.10	0.31	0.31	0.25	0.27

- Compared with the similar month of 2017, in August 2018 the auction price significantly increased on export direction, while offered capacity and capacity request were lower. Monthly auction price maintained low on import direction.

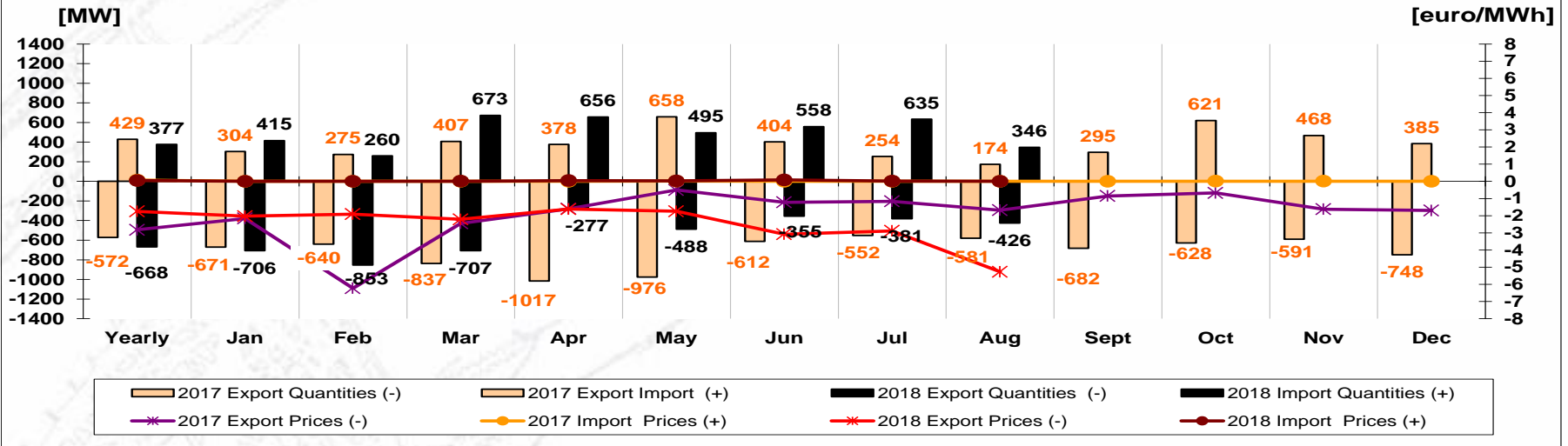


Border	Yearly	Jan. 18	Feb.18	Mar.18	Apr.18	May 18	Jun. 18	Jul. 18	Aug. 18	Sept. 18	Oct. 18	Nov.18	Dec. 18
Bulgaria export	0.62	0.69	1.67	2.81	1.92	1.75	2.05	0.33	0.55				
Bulgaria import	2.27	1.83	0.72	0.33	0.40	0.30	1.40	8.33	5.85				

Border	Yearly	Jan. 17	Feb.17	Mar.17	Apr.17	May 17	Jun. 17	Jul. 17	Aug. 17	Sept. 17	Oct. 17	Nov.17	Dec. 17
Bulgaria export	2.21	2.09	2.51	1.28	1.85	0.84	1.00	0.52	0.55	0.48	0.68	0.55	0.48
Bulgaria import	0.41	0.15	0.58	0.43	0.27	0.57	0.57	2.05	2.31	4.21	2.10	5.35	6.21

- Compared with previous year, in August 2018 the auction price maintained the same value on export direction, while offered capacity maintained the same level and capacity request was lower. The auction price significantly increased on import direction, while offered capacity maintained the same level and capacity request was lower.

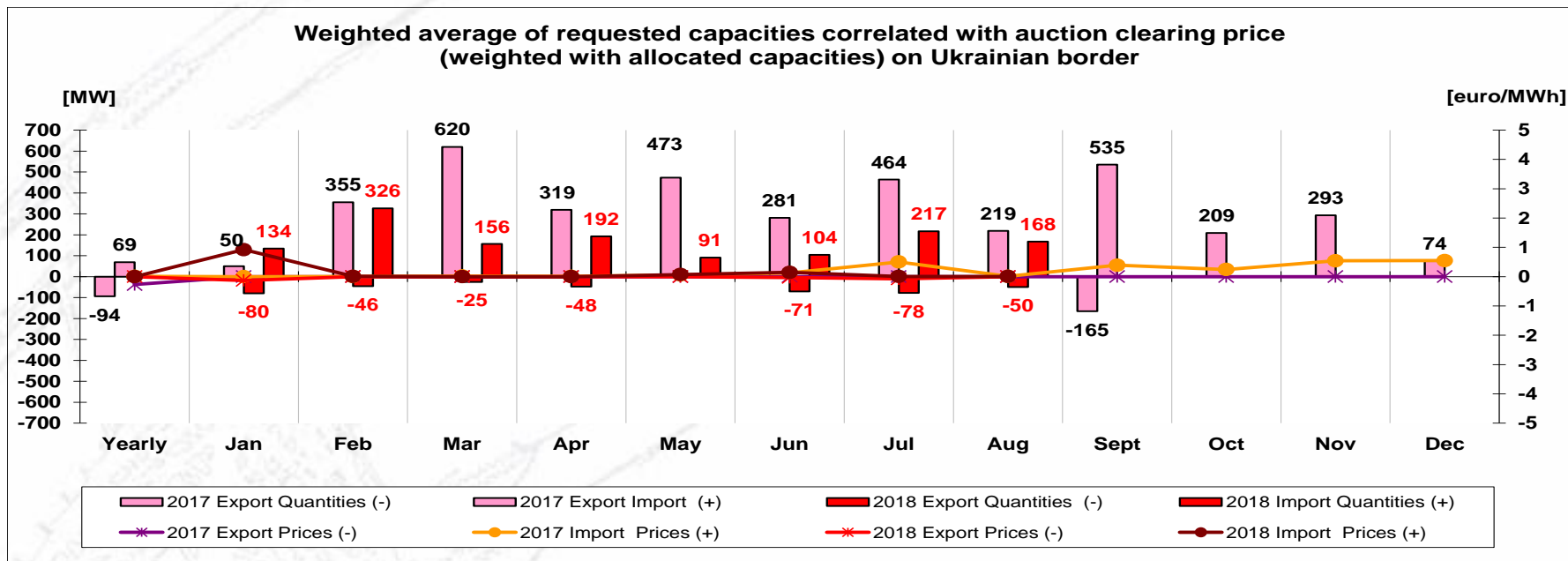
Weighted average of requested capacities correlated with auction clearing price (weighted with allocated capacities) on Serbian border



Border	Yearly	Jan. 18	Feb.18	Mar.18	Apr.18	May 18	Jun. 18	Jul. 18	Aug. 18	Sept. 18	Oct. 18	Nov.18	Dec. 18
Serbia export	1.75	2.03	1.91	2.22	1.62	1.75	3.08	2.89	5.27				
Serbia import	0.05	0.00	0.00	0.01	0.04	0.03	0.08	0.01	0.00				

Border	Yearly	Jan. 17	Feb.17	Mar.17	Apr.17	May 17	Jun. 17	Jul. 17	Aug. 17	Sept. 17	Oct. 17	Nov.17	Dec. 17
Serbia export	2.82	2.16	6.23	2.45	1.60	0.50	1.22	1.16	1.68	0.86	0.67	1.62	1.69
Serbia import	0.07	0.00	0.00	0.00	0.00	0.01	0.00	0.00	0.00	0.01	0.01	0.01	0.00

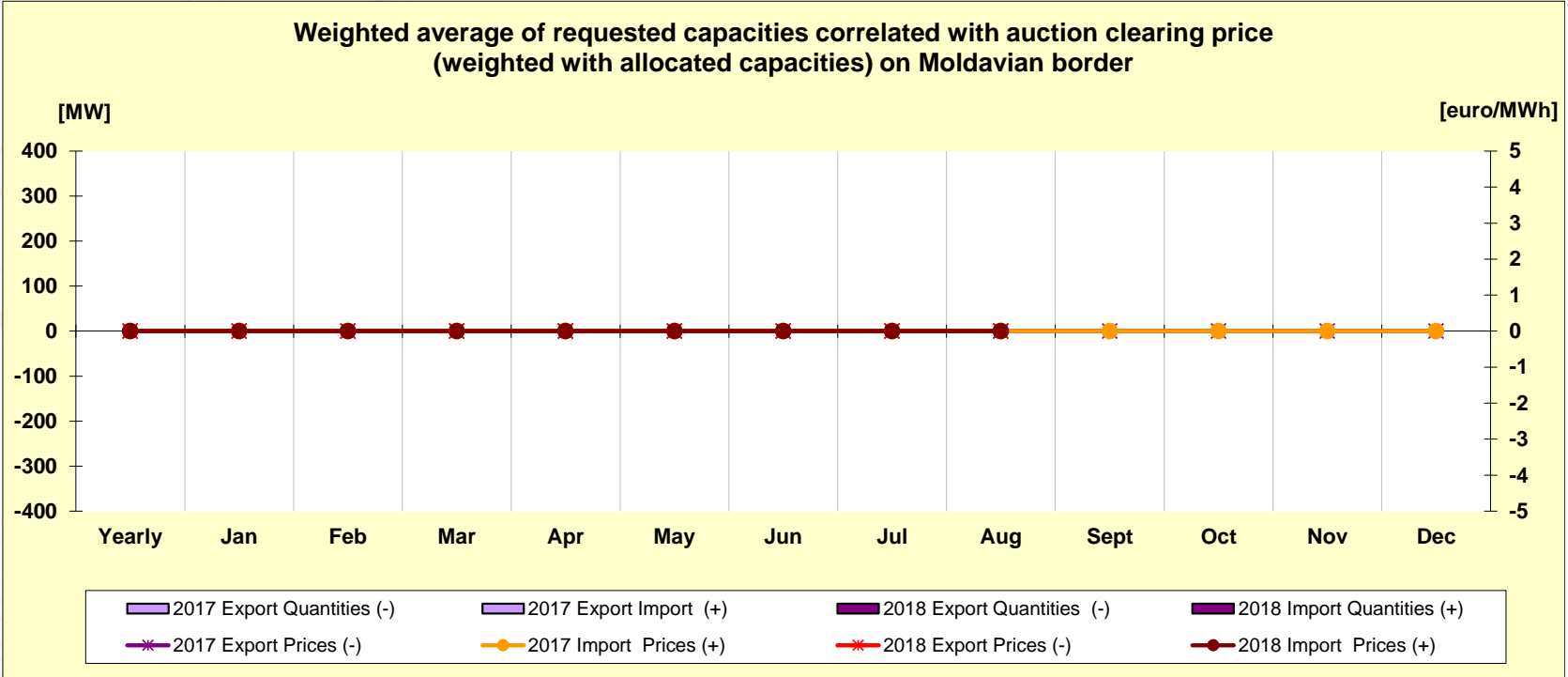
- Compared with previous year, in August 2018 the auction price significantly increased on export direction, while offered capacity and capacity request were lower. Monthly auction price was zero on import direction.



Border	Yearly	Jan. 18	Feb.18	Mar.18	Apr.18	May 18	Jun. 18	Jul. 18	Aug. 18	Sept. 18	Oct. 18	Nov.18	Dec. 18
Ukraine export	-	0.13	0.00	0.00	0.00	-	0.03	0.08	0.00				
Ukraine import	-	0.92	0.01	0.00	0.00	0.07	0.15	0.01	0.01				

Border	Yearly	Jan. 17	Feb.17	Mar.17	Apr.17	May 17	Jun. 17	Jul. 17	Aug. 17	Sept. 17	Oct. 17	Nov.17	Dec. 17
Ukraine export	0.27	-	-	-	-	-	-	-	-	0.00	-	-	-
Ukraine import	0.01	0.00	0.00	0.02	0.01	0.06	0.13	0.50	0.01	0.39	0.24	0.54	0.55

- Compared with previous year, in August 2018 capacity request decreased on import direction while the auction price was low and offered capacity was higher. In August 2018 offered capacity was different from zero on export direction and the auction price was low.

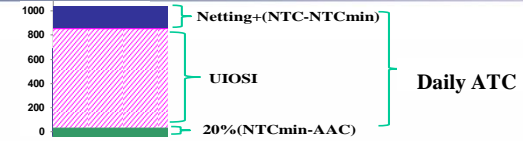


Border	Yearly	Jan. 18	Feb.18	Mar.18	Apr.18	May 18	Jun. 18	Jul. 18	Aug. 18	Sept. 18	Oct. 18	Nov.18	Dec. 18
Moldavia export	-	-	-	-	-	-	-	-	-	-	-	-	-
Moldavia import	-	-	-	-	-	-	-	-	-	-	-	-	-


Border	Yearly	Jan. 17	Feb.17	Mar.17	Apr.17	May 17	Jun. 17	Jul. 17	Aug. 17	Sept. 17	Oct. 17	Nov.17	Dec. 17
Moldavia export	-	-	-	-	-	-	-	-	-	-	-	-	-
Moldavia import	-	-	-	-	-	-	-	-	-	-	-	-	-

Daily implicit Auctions on Romanian – Hungarian border

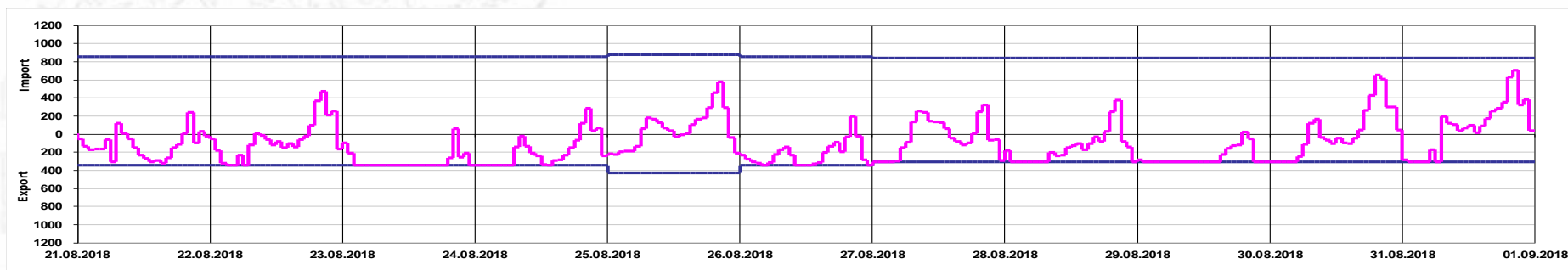
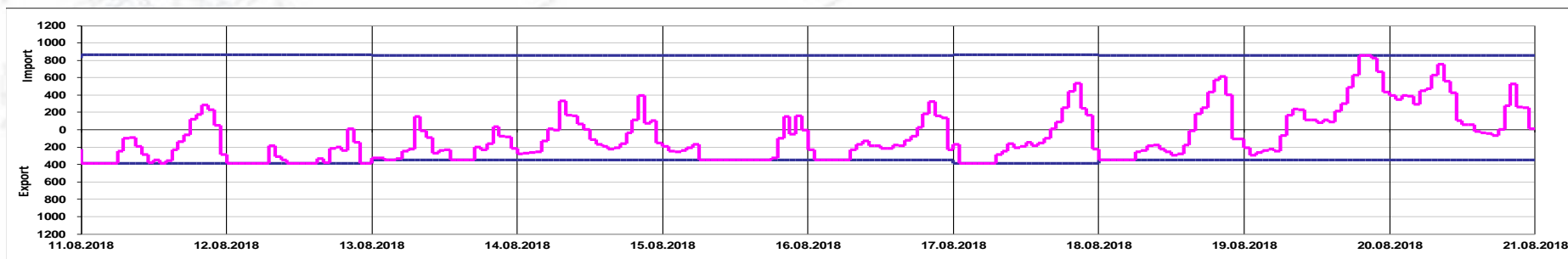
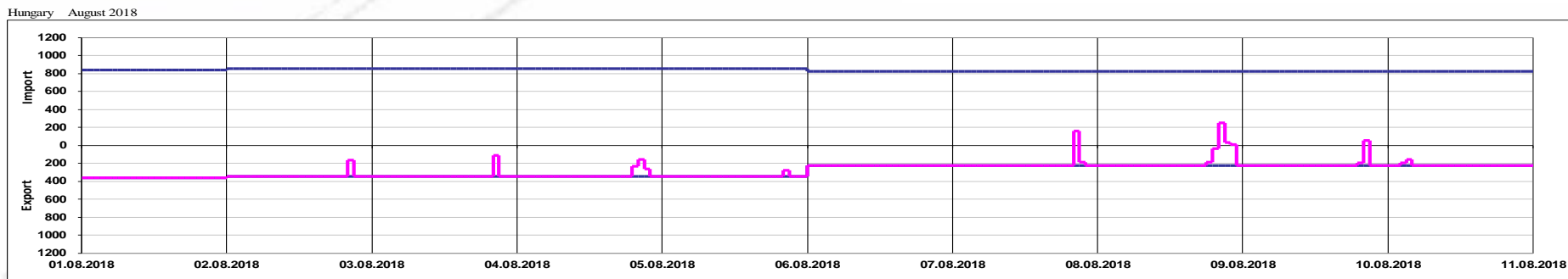
Reserved Capacity [MW] average value		Unused Capacity [MW] average value	
RO-HU	HU-RO	RO-HU	HU-RO
25	70	302	630



Hungary August 2018



Daily implicit Auctions on Romanian – Hungarian border



Offered Capacity on Daily Auction [MW]

Net Position Border RO – HU [MWh]

Public

DAM Prices RO [Euro/MWh]

Day	1	2	3	4	5	6	7	8	9	10	11	12	13	14	15	16	17	18	19	20	21	22	23	24	Max
1	33.25	30.06	27.89	25.73	20.97	27.89	30.90	36.11	45.00	42.60	40.00	36.33	37.10	36.33	33.90	33.70	33.00	41.08	47.35	51.39	64.22	47.35	29.00	14.70	64.22
2	27.66	14.69	10.80	10.80	11.02	25.71	34.99	48.40	51.64	49.48	49.00	46.00	47.32	47.32	47.32	48.00	49.48	49.48	49.48	60.07	67.12	49.48	38.46	19.64	67.12
3	18.81	10.38	10.38	6.49	10.38	12.54	23.78	34.59	42.70	42.59	42.59	38.00	36.10	36.10	38.48	42.59	42.59	47.35	49.51	64.86	71.60	62.70	56.21	42.59	71.60
4	30.08	21.64	10.82	6.49	6.49	14.71	28.00	45.43	47.39	47.39	45.43	44.57	44.57	44.57	45.22	49.55	49.55	51.71	60.15	61.68	73.99	65.44	47.39	42.60	73.99
5	30.08	20.56	14.72	12.00	10.82	11.90	19.48	25.00	30.08	31.00	30.19	30.08	31.00	31.00	31.00	36.14	41.44	46.96	49.56	53.46	68.04	57.78	43.18	37.66	68.04
6	36.14	28.01	27.92	28.01	31.81	44.58	49.56	64.28	64.28	57.78	51.72	53.46	59.04	53.46	53.46	53.46	49.56	48.91	49.13	51.72	75.75	48.91	44.58	38.52	75.75
7	37.96	30.08	21.00	17.96	18.15	27.00	33.32	49.95	63.60	60.17	57.78	60.17	62.11	62.11	60.60	62.11	62.11	64.93	73.37	79.64	75.58	70.97	62.11	38.52	79.64
8	44.30	27.89	18.14	16.43	17.51	37.84	44.54	49.51	53.41	53.41	51.39	51.39	54.49	55.00	55.00	53.41	57.73	64.22	69.19	71.09	72.75	69.00	67.05	51.68	72.75
9	44.37	26.50	26.50	21.54	19.60	30.26	35.50	57.51	54.00	52.34	49.00	47.17	50.00	49.32	49.00	47.17	50.00	49.32	57.51	66.22	69.72	68.71	57.51	47.17	69.72
10	47.17	32.00	24.77	17.66	11.20	21.54	21.76	40.48	46.60	44.37	40.48	37.60	38.60	36.62	39.40	39.50	41.40	41.00	44.37	51.48	68.71	57.29	59.88	40.00	68.71
11	44.59	42.97	30.00	28.40	26.80	28.00	43.00	49.89	49.32	55.84	55.74	55.41	54.92	53.20	53.04	53.56	55.42	58.01	59.19	61.82	68.71	68.00	57.12	51.58	68.71
12	42.84	38.65	29.42	29.42	22.50	22.22	30.60	43.31	44.95	46.53	39.48	40.92	42.47	40.91	42.95	49.08	53.04	49.76	54.96	62.52	64.32	64.00	61.63	51.32	64.32
13	51.54	44.50	33.29	30.02	42.81	46.73	53.40	62.49	64.50	65.96	65.91	65.95	66.03	63.99	63.99	63.99	65.46	68.50	70.82	73.95	77.98	71.79	68.50	61.78	77.98
14	55.06	48.94	46.27	44.68	44.76	47.90	54.33	62.09	63.97	63.84	63.07	63.78	68.71	68.05	65.99	63.78	63.09	62.92	62.02	64.19	67.10	65.98	65.89	60.13	68.71
15	50.63	46.99	46.30	45.18	44.76	46.90	37.00	57.07	49.13	44.50	38.40	35.30	35.60	35.20	35.99	38.50	44.50	50.42	61.84	66.63	69.54	66.24	62.73	57.98	69.54
16	51.58	42.82	35.00	29.90	28.00	38.50	38.00	61.81	64.01	63.50	62.89	65.00	68.47	66.72	66.22	65.73	68.44	67.08	66.00	69.07	76.38	67.00	64.05	58.50	76.38
17	52.15	42.82	31.98	28.98	30.00	42.82	49.15	63.00	66.18	66.21	64.37	63.98	64.82	62.53	62.36	63.03	63.28	67.02	66.97	67.81	71.28	64.08	61.63	56.06	71.28
18	43.00	42.82	31.98	29.76	29.50	31.98	48.45	51.30	54.47	57.10	56.62	56.66	56.18	52.30	52.11	54.21	57.86	62.11	63.21	65.88	73.09	66.00	61.06	54.80	73.09
19	53.05	48.90	47.00	45.74	44.86	44.83	43.84	46.00	47.89	49.00	50.65	51.20	50.44	49.17	52.02	55.45	61.02	62.50	66.83	70.51	85.25	72.00	65.71	60.99	85.25
20	55.46	48.94	47.57	45.91	45.60	48.09	56.63	63.88	66.55	67.00	66.36	64.40	65.06	63.00	62.06	62.85	62.88	64.00	65.89	68.10	69.95	68.00	65.88	59.90	69.95
21	55.80	53.38	51.50	50.81	51.20	56.07	66.20	74.43	78.70	76.80	73.88	73.50	78.82	76.00	74.00	76.61	75.40	75.00	77.70	79.40	79.89	73.82	67.98	62.05	79.89
22	55.44	51.08	50.00	42.92	42.92	51.90	60.24	70.70	72.40	72.19	70.03	73.35	75.99	76.55	72.93	74.87	73.34	75.45	76.99	81.04	87.43	74.06	69.60	65.09	87.43
23	61.55	54.77	47.16	31.20	28.00	42.96	49.32	57.50	63.96	59.87	57.28	50.00	51.47	49.32	48.89	47.16	49.32	51.47	60.30	76.50	79.03	72.35	70.02	53.19	79.03
24	46.51	32.73	27.97	27.60	26.05	42.95	49.31	64.90	68.00	68.06	66.93	66.02	72.58	68.90	66.66	67.50	63.95	61.79	63.90	65.01	70.84	67.53	67.03	62.02	72.58
25	57.55	53.35	50.23	49.03	48.80	48.75	53.45	62.90	64.99	67.13	68.00	66.98	67.84	63.76	61.73	60.04	62.15	64.53	63.24	63.88	70.05	64.03	61.98	57.42	70.05
26	50.57	47.00	45	43.08	43.02	42.97	42.76	44.46	46.68	49.38	49.38	53.76	51.53	49.38	47.53	48.04	49.38	52.22	59.05	64.50	67.85	66.45	64.02	57.57	67.85
27	35.91	30.76	30.50	28.25	30.07	40.01	49.22	59.33	61.68	62.07	63.44	63.48	65.26	62.97	62.18	62.06	62.11	62.08	64.01	67.31	71.10	66.57	63.73	57.16	71.10
28	50.53	40.00	28.68	27.98	28.35	34.47	55.42	64.04	73.08	73.50	70.00	68.50	66.02	63.26	64.60	66.54	68.64	74.30	78.81	84.60	85.50	78.26	71.30	42.64	85.50
29	58.46	37.27	26.28	13.36	13.36	23.40	32.00	35.30	44.81	44.81	47.40	48.16	54.08	59.89	63.99	65.46	66.85	70.36	72.70	75.44	76.15	56.40	49.34	26.28	76.15
30	26.25	24.10	25.07	26.25	38.00	48.87	55.91	66.51	69.30	68.25	68.08	70.79	72.30	73.97	75.01	74.34	73.43	68.70	66.00	72.51	75.02	65.11	62.56	57.04	75.02
31	53.89	49.04	43.02	42.54	46.00	53.60	63.89	72.81	74.89	75.05	74.03	72.92	72.11	71.04	70.90	70.26	72.31	73.98	75.09	76.74	79.28	72.06	66.61	61.92	79.28

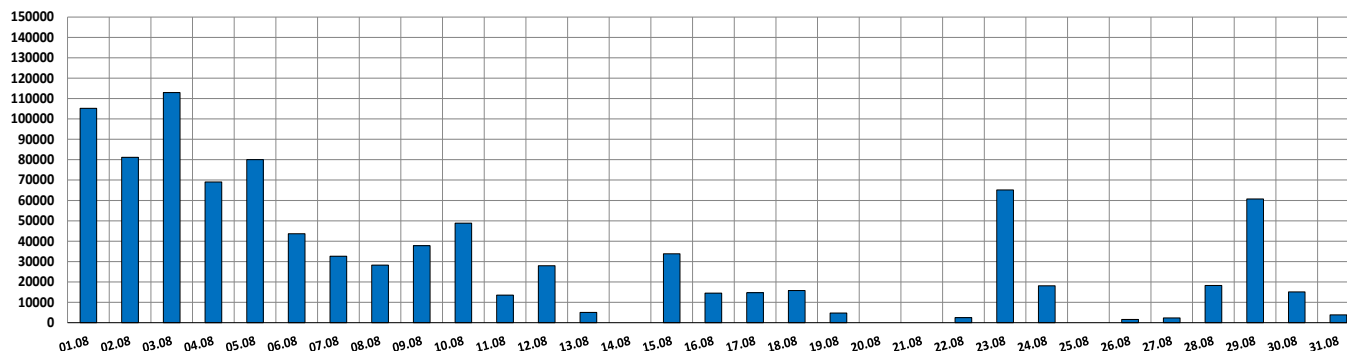
Average **52.27 EUR/MWh**

Congestion Prices [Euro/MWh]

Day	1	2	3	4	5	6	7	8	9	10	11	12	13	14	15	16	17	18	19	20	21	22	23	24	Max	
1	14.65	16.78	18.11	18.60	23.59	18.61	23.24	25.39	20.80	23.89	25.01	31.19	28.97	31.88	34.85	34.38	35.50	24.48	18.65	15.61	1.78	17.94	33.84	38.72	38.72	
2	21.66	33.31	34.50	33.48	33.50	21.67	18.14	14.60	13.53	15.52	15.08	18.01	15.90	15.74	14.11	12.08	12.82	15.86	18.14	8.27	-	16.92	25.55	35.29	35.29	
3	35.09	40.63	38.48	40.98	38.23	38.51	34.45	34.90	30.73	29.55	29.45	34.05	32.24	30.64	26.52	23.01	24.01	23.65	22.49	7.48	-	7.82	11.02	17.29	40.98	
4	28.67	31.06	39.60	43.09	41.91	34.18	22.48	9.54	11.94	13.06	14.64	18.65	15.98	14.22	12.85	8.37	8.55	9.29	-	-	-	-	10.59	9.32	43.09	
5	19.24	24.44	29.21	31.33	31.68	30.39	22.52	17.70	13.88	12.95	25.74	25.84	22.95	22.83	19.09	13.95	17.21	6.62	7.52	9.87	-	12.28	23.32	20.57	31.68	
6	17.76	21.30	19.60	18.09	14.89	5.07	10.14	7.69	2.15	10.97	16.28	15.83	10.87	14.54	12.53	13.14	20.44	23.03	27.06	27.68	4.23	29.26	24.57	21.01	29.26	
7	17.04	20.91	28.36	30.44	29.85	23.14	26.68	18.03	6.22	9.70	10.36	7.79	4.61	4.11	5.34	4.26	7.72	7.71	1.47	1.14	-	-	5.06	19.83	30.44	
8	5.42	18.22	26.95	28.19	27.06	8.34	6.43	12.18	11.59	13.45	15.06	14.53	11.44	10.92	10.90	11.34	8.33	3.23	-	-	-	-	-	7.37	28.19	
9	7.63	22.83	22.00	25.56	27.62	19.54	20.50	6.69	15.23	16.56	17.64	19.40	15.95	16.60	14.94	16.76	12.63	15.04	8.38	-	-	2.19	1.81	10.13	27.62	
10	8.17	8.01	-	-	9.84	9.87	25.28	21.51	17.34	21.54	25.95	29.59	32.48	32.70	26.58	26.49	25.61	24.97	24.47	15.75	4.33	14.35	7.66	21.90	32.70	
11	6.18	3.73	14.59	14.59	15.29	14.70	-	-	-	-	-	-	-	0.32	-	-	-	-	-	-	-	-	-	-	15.29	
12	7.16	7.95	15.52	14.18	19.95	20.18	11.41	-	-	-	9.59	9.06	7.51	8.18	6.11	-	-	-	-	-	-	-	1.43	6.63	20.18	
13	-	-	10.69	12.74	-	-	-	-	-	-	-	-	-	1.05	1.05	1.11	2.50	-	-	-	-	-	-	-	12.74	
14	-	-	-	-	-	-	-	-	-	-	-	-	-	-	-	-	-	-	-	-	-	-	-	-	0.00	
15	-	-	-	-	-	-	14.63	0.86	11.63	16.27	20.57	22.96	22.90	22.33	21.82	19.28	13.54	8.08	-	-	-	-	-	-	22.96	
16	-	6.41	13.23	16.91	18.27	10.61	18.09	-	-	-	-	-	-	-	-	-	-	-	-	-	-	-	-	-	18.27	
17	-	6.58	16.48	18.58	17.94	7.96	8.80	-	-	-	-	-	-	-	-	-	-	-	-	-	-	-	-	-	18.58	
18	11.58	8.74	17.62	18.54	18.27	16.22	-	-	-	-	-	-	-	-	-	-	-	-	-	-	-	-	-	-	18.54	
19	-	-	-	-	-	-	-	-	-	-	-	-	-	-	-	-	-	-	-	-	3.50	7.53	-	-	7.53	
20	-	-	-	-	-	-	-	-	-	-	-	-	-	-	-	-	-	-	-	-	-	-	-	-	0.00	
21	-	-	-	-	-	-	-	-	-	-	-	-	-	-	-	-	-	-	-	-	-	-	-	-	0.00	
22	-	-	-	6.28	6.21	-	1.75	-	-	-	-	-	-	-	-	-	-	-	-	-	-	-	-	-	6.28	
23	-	-	6.04	20.79	24.92	14.04	16.78	16.77	11.43	14.77	14.72	25.71	33.60	38.68	37.05	32.84	25.69	18.73	12.70	-	-	-	-	10.44	38.68	
24	5.49	17.37	20.97	20.20	21.73	7.09	8.39	-	-	-	-	-	-	2.88	-	-	-	-	-	-	-	-	-	-	21.73	
25	-	-	-	-	-	-	-	-	-	-	-	-	-	-	-	-	-	-	-	-	-	-	-	-	0.00	
26	-	-	-	-	0.24	-	-	-	-	-	6.45	0.34	1.97	-	-	-	-	-	-	-	-	-	-	-	0.16	6.45
27	5.99	6.70	1.05	1.41	-	-	-	-	-	-	-	-	-	-	-	-	-	-	-	-	-	-	-	-	6.70	
28	-	8.00	18.82	19.52	19.29	16.84	8.34	5.40	-	-	-	-	-	-	-	-	-	-	-	-	-	-	-	22.28	22.28	
29	-	19.44	28.59	40.39	40.60	32.80	34.30	36.31	27.49	25.79	18.66	16.69	8.53	8.12	0.41	-	-	-	-	-	-	13.20	14.15	28.57	40.60	
30	25.04	24.57	21.60	18.85	7.72	-	-	-	-	-	-	-	-	-	-	-	-	-	-	-	-	-	-	-	25.04	
31	-	3.42	8.53	8.07	4.59	-	0.28	-	-	-	-	-	-	-	-	-	-	-	-	-	-	-	-	-	8.53	

Average 17.24 EUR/MWh

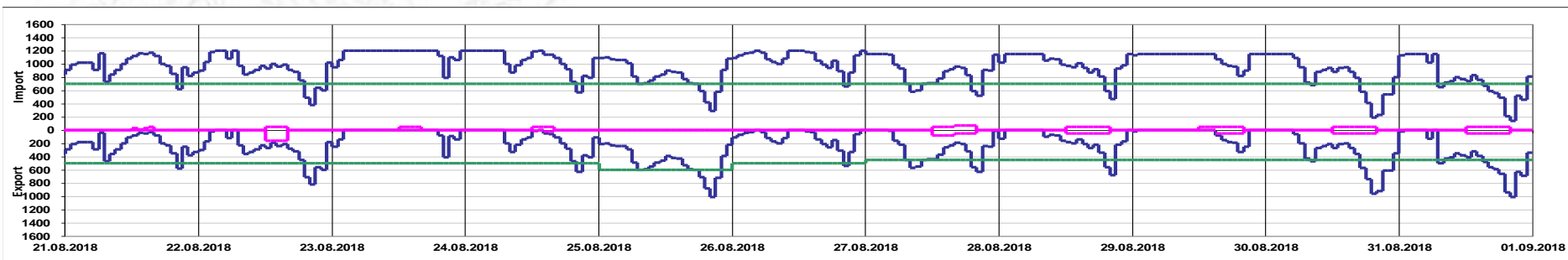
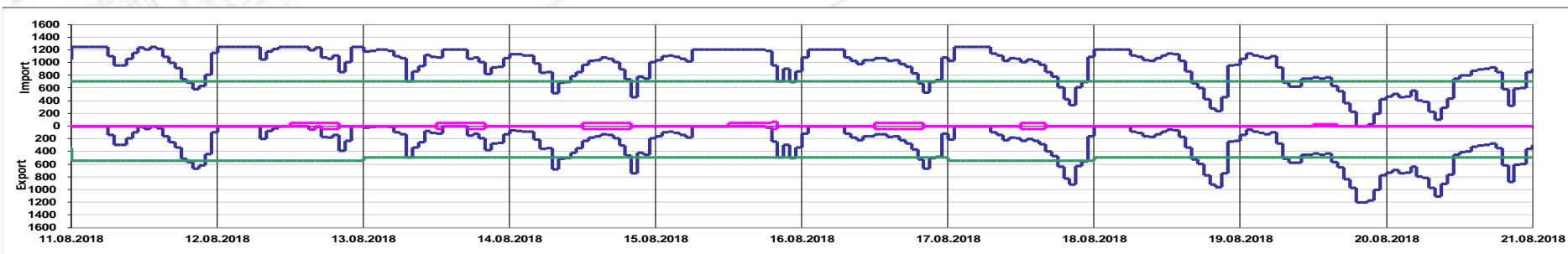
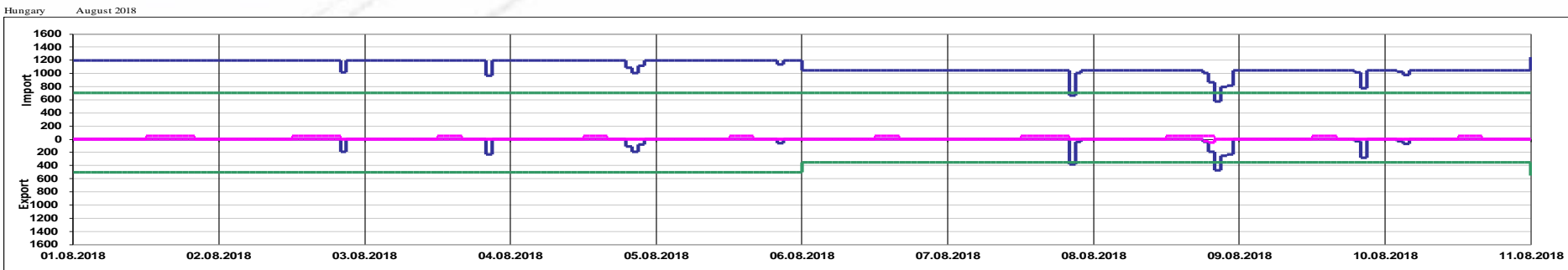
Congestion Income RO



Day	Congestion Income border RO-HU [Euro]	Congestion Income RO [Euro]
01.08	210408	105204
02.08	162288	81144
03.08	225973	112987
04.08	138103	69051
05.08	160012	80006
06.08	87329	43665
07.08	65198	32599
08.08	56464	28232
09.08	75517	37758
10.08	97738	48869
11.08	27066	13533
12.08	55916	27958
13.08	10112	5056
14.08	0	0
15.08	67620	33810
16.08	28981	14491
17.08	29467	14734
18.08	31567	15783
19.08	9409	4704
20.08	0	0
21.08	0	0
22.08	4941	2471
23.08	130368	65184
24.08	36130	18065
25.08	0	0
26.08	3179	1589
27.08	4666	2333
28.08	36495	18247
29.08	121364	60682
30.08	30116	15058
31.08	7666	3833
Total	1914092	957046

Daily Income [Euro]		Remuneration UIOSI [Euro]	
RO-HU	HU-RO	RO-HU	HU-RO
1904683	9409	1771152	6949
1914092		1778101	

TSO Income (Z-R) [Euro]	RO TSO Income (Z-R) [Euro]
135991	67995



Offered Capacity on Intraday Auction Import (+) / Export (-) [MW]

Allocated Capacity on Intraday Auction Import (+) / Export (-) [MW]

Net Transfer Capacity (NTC) Import (+) / Export (-) [MW]

Public

Auction Price [Euro/MWh] - Export

Day	1	2	3	4	5	6	7	8	9	10	11	12	13	14	15	16	17	18	19	20	21	22	23	24	Max	
1	-	-	-	-	-	-	-	-	-	-	-	-	-	-	-	-	-	-	-	-	-	-	-	-	-	-
2	-	-	-	-	-	-	-	-	-	-	-	-	-	-	-	-	-	-	-	-	-	0.00	-	-	-	0.00
3	-	-	-	-	-	-	-	-	-	-	-	-	-	-	-	-	-	-	-	-	-	0.00	-	-	-	0.00
4	-	-	-	-	-	-	-	-	-	-	-	-	-	-	-	-	-	-	0.00	0.00	0.00	0.00	-	-	-	0.00
5	-	-	-	-	-	-	-	-	-	-	-	-	-	-	-	-	-	-	-	-	-	0.00	-	-	-	0.00
6	-	-	-	-	-	-	-	-	-	-	-	-	-	-	-	-	-	-	-	-	-	-	-	-	-	0.00
7	-	-	-	-	-	-	-	-	-	-	-	-	-	-	-	-	-	-	-	-	-	0.00	0.00	-	-	0.00
8	-	-	-	-	-	-	-	-	-	-	-	-	-	-	-	-	-	-	0.00	0.00	0.00	0.00	-	0.00	-	0.00
9	-	-	-	-	-	-	-	-	-	-	-	-	-	-	-	-	-	-	-	-	0.00	0.00	-	-	-	0.00
10	-	-	0.00	0.00	-	-	-	-	-	-	-	-	-	-	-	-	-	-	-	-	-	-	-	-	-	0.00
11	-	-	-	-	-	-	0.00	0.00	0.00	0.00	0.00	0.00	0.00	-	0.00	0.00	0.00	0.00	0.00	0.00	0.00	0.00	0.00	0.00	0.00	0.00
12	-	-	-	-	-	-	-	0.00	0.00	0.00	-	-	-	-	0.00	0.00	0.00	0.00	0.00	0.00	0.00	0.00	-	-	-	0.00
13	0.00	0.00	-	-	0.00	0.00	0.00	0.00	0.00	0.00	0.00	0.00	0.00	-	-	-	-	0.00	0.00	0.00	0.00	0.00	0.00	0.00	0.00	0.00
14	0.00	0.00	0.00	0.00	0.00	0.00	0.00	0.00	0.00	0.00	0.00	0.00	0.00	0.00	0.00	0.00	0.00	0.00	0.00	0.00	0.00	0.00	0.00	0.00	0.00	0.00
15	0.00	0.00	0.00	0.00	0.00	0.00	-	-	-	-	-	-	-	-	-	-	-	-	0.00	0.00	0.00	0.00	0.00	0.00	0.00	0.00
16	0.00	-	-	-	-	-	-	0.00	0.00	0.00	0.00	0.00	0.00	0.00	0.00	0.00	0.00	0.00	0.00	0.00	0.00	0.00	0.00	0.00	0.00	0.00
17	0.00	-	-	-	-	-	-	0.00	0.00	0.00	0.00	0.00	0.00	0.00	0.00	0.00	0.00	0.00	0.00	0.00	0.00	0.00	0.00	0.00	0.00	0.00
18	-	-	-	-	-	-	0.00	0.00	0.00	0.00	0.00	0.00	0.00	0.00	0.00	0.00	0.00	0.00	0.00	0.00	0.00	0.00	0.00	0.00	0.00	0.00
19	0.00	0.00	0.00	0.00	0.00	0.00	0.00	0.00	0.00	0.00	0.00	0.00	0.00	0.00	0.00	0.00	0.00	0.00	0.00	0.00	0.00	0.00	0.00	0.00	0.00	0.00
20	0.00	0.00	0.00	0.00	0.00	0.00	0.00	0.00	0.00	0.00	0.00	0.00	0.00	0.00	0.00	0.00	0.00	0.00	0.00	0.00	0.00	0.00	0.00	0.00	0.00	0.00
21	0.00	0.00	0.00	0.00	0.00	0.00	0.00	0.00	0.00	0.00	0.00	0.00	0.00	0.00	0.00	0.00	0.00	0.00	0.00	0.00	0.00	0.00	0.00	0.00	0.00	0.00
22	0.00	0.00	0.00	-	-	0.00	-	0.00	0.00	0.00	0.00	0.00	0.00	0.00	0.00	0.00	0.00	0.00	0.00	0.00	0.00	0.00	0.00	0.00	0.00	0.00
23	0.00	0.00	-	-	-	-	-	-	-	-	-	-	-	-	-	-	-	-	-	-	0.00	0.00	0.00	0.00	-	0.00
24	-	-	-	-	-	-	-	0.00	0.00	0.00	0.00	0.00	0.00	-	0.00	0.00	0.00	0.00	0.00	0.00	0.00	0.00	0.00	0.00	0.00	0.00
25	0.00	0.00	0.00	0.00	0.00	0.00	0.00	0.00	0.00	0.00	0.00	0.00	0.00	0.00	0.00	0.00	0.00	0.00	0.00	0.00	0.00	0.00	0.00	0.00	0.00	0.00
26	0.00	0.00	0.00	0.00	-	0.00	0.00	0.00	0.00	0.00	0.00	-	-	0.00	0.00	0.00	0.00	0.00	0.00	0.00	0.00	0.00	0.00	0.00	-	0.00
27	-	-	-	-	0.00	0.00	0.00	0.00	0.00	0.00	0.00	0.00	0.00	0.00	0.00	0.00	0.00	0.00	0.00	0.00	0.00	0.00	0.00	0.00	0.00	0.00
28	0.00	-	-	-	-	-	-	-	0.00	0.00	0.00	0.00	0.00	0.00	0.00	0.00	0.00	0.00	0.00	0.00	0.00	0.00	0.00	0.00	-	0.00
29	0.00	-	-	-	-	-	-	-	-	-	-	-	-	-	-	0.00	0.00	0.00	0.00	0.00	0.00	0.00	-	-	-	0.00
30	-	-	-	-	-	0.00	0.00	0.00	0.00	0.00	0.00	0.00	0.00	0.00	0.00	0.00	0.00	0.00	0.00	0.00	0.00	0.00	0.00	0.00	0.00	0.00
31	0.00	-	-	-	-	0.00	-	0.00	0.00	0.00	0.00	0.00	0.00	0.00	0.00	0.00	0.00	0.00	0.00	0.00	0.00	0.00	0.00	0.00	0.00	0.00

Hungary August 2018

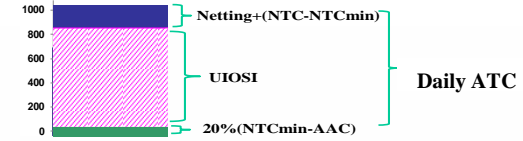
Auction Price [Euro/MWh] - Import

Day	1	2	3	4	5	6	7	8	9	10	11	12	13	14	15	16	17	18	19	20	21	22	23	24	Max
1	0.00	0.00	0.00	0.00	0.00	0.00	0.00	0.00	0.00	0.00	0.00	0.00	0.00	0.00	0.00	0.00	0.00	0.00	0.00	0.00	0.00	0.00	0.00	0.00	0.00
2	0.00	0.00	0.00	0.00	0.00	0.00	0.00	0.00	0.00	0.00	0.00	0.00	0.00	0.00	0.00	0.00	0.00	0.00	0.00	0.00	0.00	0.00	0.00	0.00	0.00
3	0.00	0.00	0.00	0.00	0.00	0.00	0.00	0.00	0.00	0.00	0.00	0.00	0.00	0.00	0.00	0.00	0.00	0.00	0.00	0.00	0.00	0.00	0.00	0.00	0.00
4	0.00	0.00	0.00	0.00	0.00	0.00	0.00	0.00	0.00	0.00	0.00	0.00	0.00	0.00	0.00	0.00	0.00	0.00	0.00	0.00	0.00	0.00	0.00	0.00	0.00
5	0.00	0.00	0.00	0.00	0.00	0.00	0.00	0.00	0.00	0.00	0.00	0.00	0.00	0.00	0.00	0.00	0.00	0.00	0.00	0.00	0.00	0.00	0.00	0.00	0.00
6	0.00	0.00	0.00	0.00	0.00	0.00	0.00	0.00	0.00	0.00	0.00	0.00	0.00	0.00	0.00	0.00	0.00	0.00	0.00	0.00	0.00	0.00	0.00	0.00	0.00
7	0.00	0.00	0.00	0.00	0.00	0.00	0.00	0.00	0.00	0.00	0.00	0.00	0.00	0.00	0.00	0.00	0.00	0.00	0.00	0.00	0.00	0.00	0.00	0.00	0.00
8	0.00	0.00	0.00	0.00	0.00	0.00	0.00	0.00	0.00	0.00	0.00	0.00	0.00	0.00	0.00	0.00	0.00	0.00	0.00	0.00	0.00	0.00	0.00	0.00	0.00
9	0.00	0.00	0.00	0.00	0.00	0.00	0.00	0.00	0.00	0.00	0.00	0.00	0.00	0.00	0.00	0.00	0.00	0.00	0.00	0.00	0.00	0.00	0.00	0.00	0.00
10	0.00	0.00	0.00	0.00	0.00	0.00	0.00	0.00	0.00	0.00	0.00	0.00	0.00	0.00	0.00	0.00	0.00	0.00	0.00	0.00	0.00	0.00	0.00	0.00	0.00
11	0.00	0.00	0.00	0.00	0.00	0.00	0.00	0.00	0.00	0.00	0.00	0.00	0.00	0.00	0.00	0.00	0.00	0.00	0.00	0.00	0.00	0.00	0.00	0.00	0.00
12	0.00	0.00	0.00	0.00	0.00	0.00	0.00	0.00	0.00	0.00	0.00	0.00	0.00	0.00	0.00	0.00	0.00	0.00	0.00	0.00	0.00	0.00	0.00	0.00	0.00
13	0.00	0.00	0.00	0.00	0.00	0.00	0.00	0.00	0.00	0.00	0.00	0.00	0.00	0.00	0.00	0.00	0.00	0.00	0.00	0.00	0.00	0.00	0.00	0.00	0.00
14	0.00	0.00	0.00	0.00	0.00	0.00	0.00	0.00	0.00	0.00	0.00	0.00	0.00	0.00	0.00	0.00	0.00	0.00	0.00	0.00	0.00	0.00	0.00	0.00	0.00
15	0.00	0.00	0.00	0.00	0.00	0.00	0.00	0.00	0.00	0.00	0.00	0.00	0.00	0.00	0.00	0.00	0.00	0.00	0.00	0.00	0.00	0.00	0.00	0.00	0.00
16	0.00	0.00	0.00	0.00	0.00	0.00	0.00	0.00	0.00	0.00	0.00	0.00	0.00	0.00	0.00	0.00	0.00	0.00	0.00	0.00	0.00	0.00	0.00	0.00	0.00
17	0.00	0.00	0.00	0.00	0.00	0.00	0.00	0.00	0.00	0.00	0.00	0.00	0.00	0.00	0.00	0.00	0.00	0.00	0.00	0.00	0.00	0.00	0.00	0.00	0.00
18	0.00	0.00	0.00	0.00	0.00	0.00	0.00	0.00	0.00	0.00	0.00	0.00	0.00	0.00	0.00	0.00	0.00	0.00	0.00	0.00	0.00	0.00	0.00	0.00	0.00
19	0.00	0.00	0.00	0.00	0.00	0.00	0.00	0.00	0.00	0.00	0.00	0.00	0.00	0.00	0.00	0.00	0.00	0.00	0.00	-	-	0.00	0.00	0.00	0.00
20	0.00	0.00	0.00	0.00	0.00	0.00	0.00	0.00	0.00	0.00	0.00	0.00	0.00	0.00	0.00	0.00	0.00	0.00	0.00	0.00	0.00	0.00	0.00	0.00	0.00
21	0.00	0.00	0.00	0.00	0.00	0.00	0.00	0.00	0.00	0.00	0.00	0.00	0.00	0.00	0.00	0.00	0.00	0.00	0.00	0.00	0.00	0.00	0.00	0.00	0.00
22	0.00	0.00	0.00	0.00	0.00	0.00	0.00	0.00	0.00	0.00	0.00	0.00	0.00	0.00	0.00	0.00	0.00	0.00	0.00	0.00	0.00	0.00	0.00	0.00	0.00
23	0.00	0.00	0.00	0.00	0.00	0.00	0.00	0.00	0.00	0.00	0.00	0.00	0.00	0.00	0.00	0.00	0.00	0.00	0.00	0.00	0.00	0.00	0.00	0.00	0.00
24	0.00	0.00	0.00	0.00	0.00	0.00	0.00	0.00	0.00	0.00	0.00	0.00	0.00	0.00	0.00	0.00	0.00	0.00	0.00	0.00	0.00	0.00	0.00	0.00	0.00
25	0.00	0.00	0.00	0.00	0.00	0.00	0.00	0.00	0.00	0.00	0.00	0.00	0.00	0.00	0.00	0.00	0.00	0.00	0.00	0.00	0.00	0.00	0.00	0.00	0.00
26	0.00	0.00	0.00	0.00	0.00	0.00	0.00	0.00	0.00	0.00	0.00	0.00	0.00	0.00	0.00	0.00	0.00	0.00	0.00	0.00	0.00	0.00	0.00	0.00	0.00
27	0.00	0.00	0.00	0.00	0.00	0.00	0.00	0.00	0.00	0.00	0.00	0.00	0.00	0.00	0.00	0.00	0.00	0.00	0.00	0.00	0.00	0.00	0.00	0.00	0.00
28	0.00	0.00	0.00	0.00	0.00	0.00	0.00	0.00	0.00	0.00	0.00	0.00	0.00	0.00	0.00	0.00	0.00	0.00	0.00	0.00	0.00	0.00	0.00	0.00	0.00
29	0.00	0.00	0.00	0.00	0.00	0.00	0.00	0.00	0.00	0.00	0.00	0.00	0.00	0.00	0.00	0.00	0.00	0.00	0.00	0.00	0.00	0.00	0.00	0.00	0.00
30	0.00	0.00	0.00	0.00	0.00	0.00	0.00	0.00	0.00	0.00	0.00	0.00	0.00	0.00	0.00	0.00	0.00	0.00	0.00	0.00	0.00	0.00	0.00	0.00	0.00
31	0.00	0.00	0.00	0.00	0.00	0.00	0.00	0.00	0.00	0.00	0.00	0.00	0.00	0.00	0.00	0.00	0.00	0.00	0.00	0.00	0.00	0.00	0.00	0.00	0.00

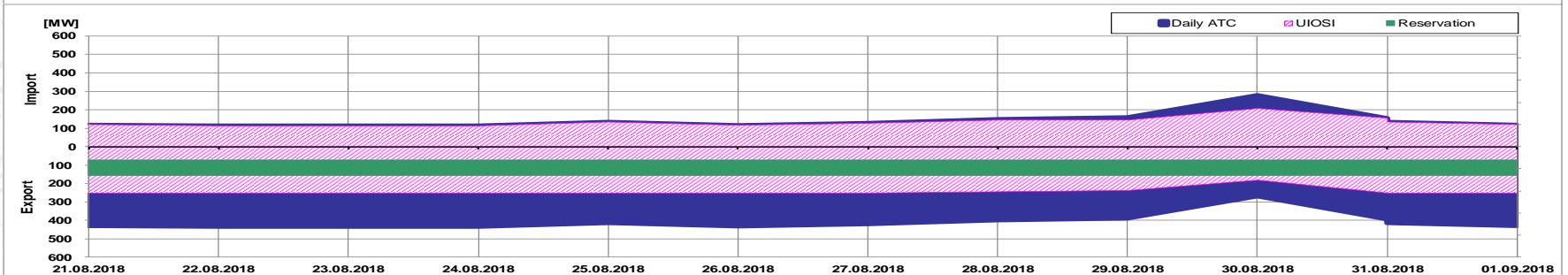
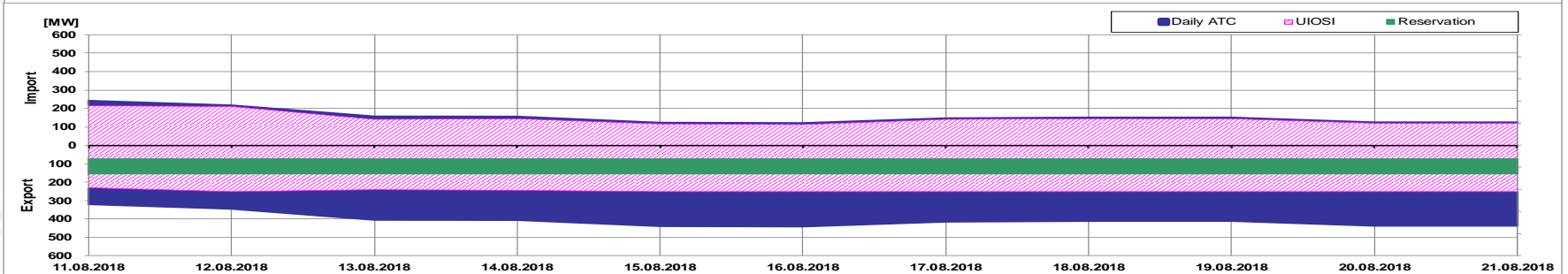
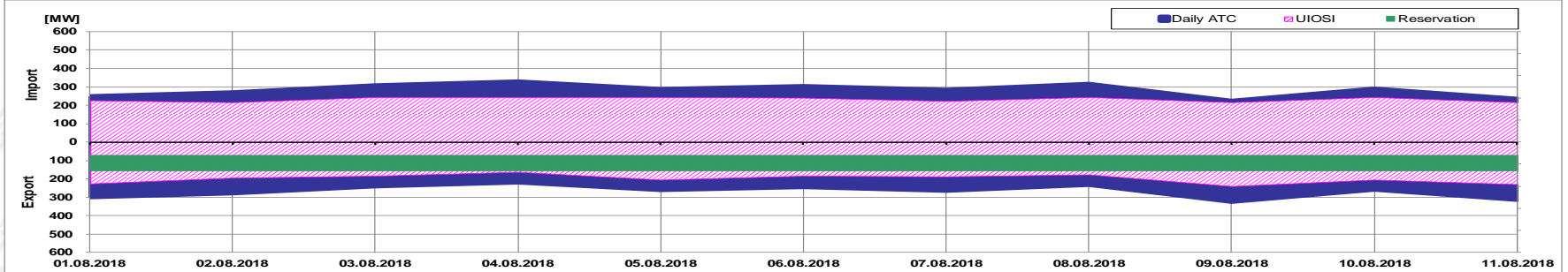
Hungary August 2018

Daily Auctions on Romanian – Bulgarian border

Reserved Capacity [MW] average value		Unused Capacity [MW] average value	
RO-BG	BG-RO	RO-BG	BG-RO
30	40	205	115

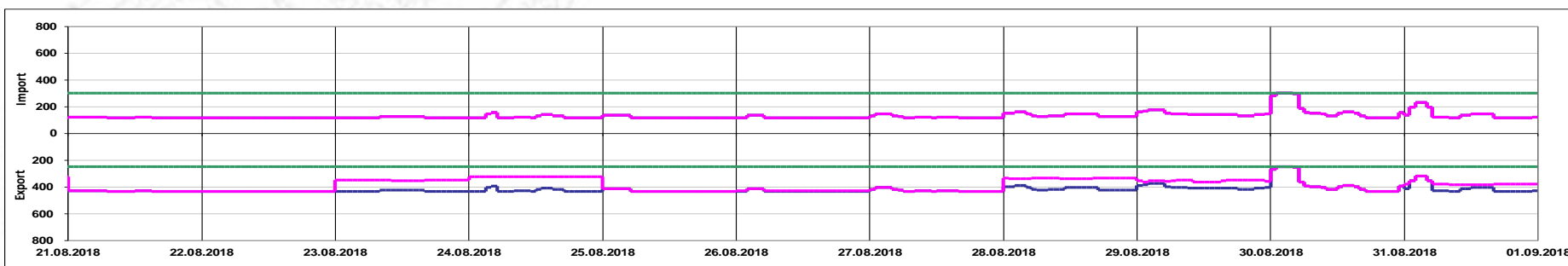
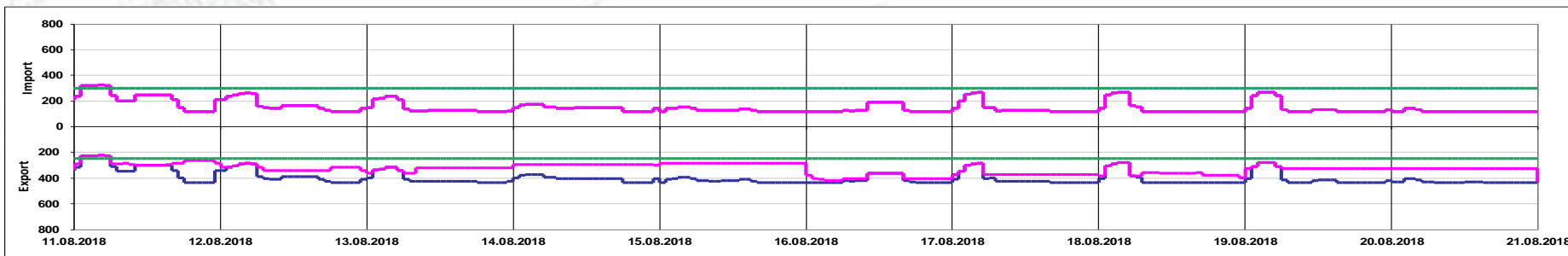
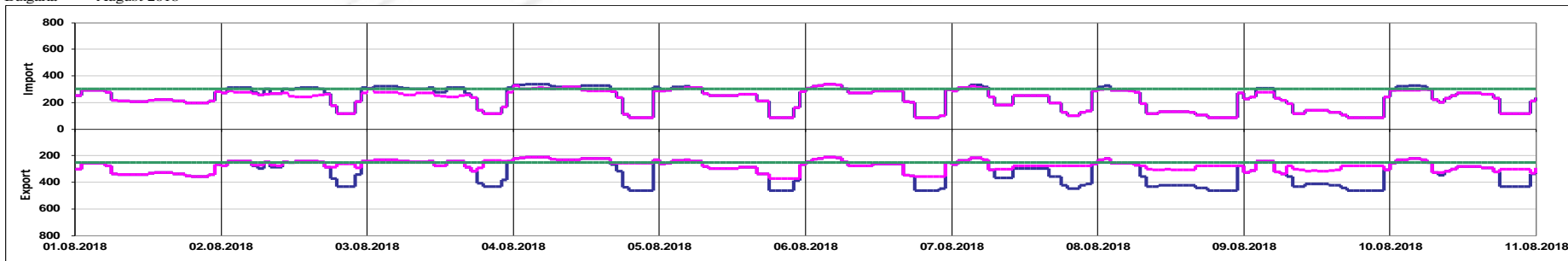


Bulgaria August 2018



Daily Auctions on Romanian – Bulgarian border

Bulgaria August 2018



Offered Capacity on Daily Auction Import (+) / Export (-) [MW]

Allocated Capacity on Daily Auction Import (+) / Export (-) [MW]

Net Transfer Capacity (NTC) Import (+) / Export (-) [MW]

Auction Price [Euro/MWh] – Export

Day	1	2	3	4	5	6	7	8	9	10	11	12	13	14	15	16	17	18	19	20	21	22	23	24	Max	
1	0.22	0.22	0.22	0.22	0.22	0.22	0.16	0.16	0.16	0.16	0.16	0.16	0.16	0.23	0.23	0.23	0.16	0.16	0.16	0.16	0.16	0.16	0.16	0.22	0.23	
2	1.12	2.00	2.00	2.00	2.00	0.00	0.00	0.22	0.00	0.00	1.12	1.12	2.00	2.00	2.00	2.00	2.00	0.05	0.00	0.00	0.00	0.00	0.00	2.00	2.00	
3	1.65	2.12	2.12	2.12	2.12	2.12	1.01	0.16	0.45	0.45	0.45	0.11	0.11	2.12	1.01	1.01	0.11	0.11	0.00	0.00	0.00	0.00	0.00	0.45	2.12	
4	0.35	0.35	0.35	0.35	0.35	0.35	0.22	2.20	1.86	1.29	1.68	2.20	2.12	2.20	2.20	2.20	0.00	0.00	0.00	0.00	0.00	0.00	0.00	0.20	2.20	
5	2.00	2.55	3.00	3.00	3.00	5.00	1.00	1.00	0.55	0.55	0.55	0.55	0.55	0.55	0.55	0.35	0.25	0.25	0.00	0.00	0.00	0.00	0.00	0.55	5.00	
6	3.00	5.00	5.00	5.00	5.00	5.00	1.00	0.55	0.55	0.55	0.55	0.55	0.55	0.55	0.55	0.55	0.16	0.16	0.00	0.00	0.00	0.00	0.00	1.00	5.00	
7	0.22	0.22	0.22	0.45	0.45	0.22	0.09	0.00	0.00	0.00	0.00	0.00	0.00	0.00	0.00	0.00	0.00	0.00	0.00	0.00	0.00	0.00	0.00	0.22	0.45	
8	0.44	1.55	0.44	0.44	0.44	0.44	0.22	0.00	0.00	0.00	0.00	0.00	0.00	0.00	0.00	0.00	0.00	0.00	0.00	0.00	0.00	0.00	0.00	0.22	1.55	
9	0.07	0.44	3.20	3.20	3.20	0.44	0.16	0.00	0.00	0.00	0.00	0.00	0.00	0.00	0.00	0.00	0.00	0.00	0.00	0.00	0.00	0.00	0.00	0.16	3.20	
10	0.22	1.38	3.25	3.25	3.25	3.25	1.22	0.02	0.00	0.02	0.09	0.16	0.16	0.16	0.16	0.10	0.09	0.02	0.00	0.00	0.00	0.00	0.00	0.00	3.25	
11	0.00	0.77	0.77	1.78	2.50	0.99	0.00	0.00	0.00	0.00	0.05	0.05	0.05	0.05	0.05	0.00	0.00	0.00	0.00	0.00	0.00	0.00	0.00	0.00	2.50	
12	0.00	0.10	0.10	0.22	0.22	0.22	0.00	0.00	0.00	0.00	0.00	0.00	0.00	0.00	0.00	0.00	0.00	0.00	0.00	0.00	0.00	0.00	0.00	0.00	0.22	
13	0.00	0.09	0.09	0.10	0.10	0.06	0.00	0.00	0.00	0.00	0.00	0.00	0.00	0.00	0.00	0.00	0.00	0.00	0.00	0.00	0.00	0.00	0.00	0.00	0.10	
14	0.00	0.00	0.00	0.00	0.00	0.00	0.00	0.00	0.00	0.00	0.00	0.00	0.00	0.00	0.00	0.00	0.00	0.00	0.00	0.00	0.00	0.00	0.00	0.00	0.00	
15	0.00	0.00	0.00	0.00	0.00	0.00	0.00	0.00	0.00	0.00	0.00	0.00	0.00	0.00	0.00	0.00	0.00	0.00	0.00	0.00	0.00	0.00	0.00	0.00	0.00	
16	0.00	0.00	0.00	0.00	0.00	0.00	0.00	0.00	0.00	0.00	0.04	0.04	0.04	0.04	0.04	0.04	0.00	0.00	0.00	0.00	0.00	0.00	0.00	0.00	0.04	
17	0.00	0.09	0.22	0.22	0.22	0.00	0.00	0.00	0.00	0.00	0.00	0.00	0.00	0.00	0.00	0.00	0.00	0.00	0.00	0.00	0.00	0.00	0.00	0.00	0.22	
18	0.00	0.22	0.22	0.22	0.22	0.05	0.00	0.00	0.00	0.00	0.00	0.00	0.00	0.00	0.00	0.00	0.00	0.00	0.00	0.00	0.00	0.00	0.00	0.00	0.22	
19	0.00	0.22	0.22	0.22	0.22	0.22	0.00	0.00	0.00	0.00	0.00	0.00	0.00	0.00	0.00	0.00	0.00	0.00	0.00	0.00	0.00	0.00	0.00	0.00	0.22	
20	0.00	0.00	0.00	0.00	0.00	0.00	0.00	0.00	0.00	0.00	0.00	0.00	0.00	0.00	0.00	0.00	0.00	0.00	0.00	0.00	0.00	0.00	0.00	0.00	0.00	
21	0.02	0.02	0.02	0.02	0.02	0.02	0.02	0.02	0.02	0.02	0.02	0.02	0.02	0.02	0.02	0.02	0.02	0.02	0.02	0.02	0.02	0.02	0.02	0.02	0.02	0.02
22	0.02	0.02	0.02	0.02	0.02	0.02	0.02	0.02	0.02	0.02	0.02	0.02	0.02	0.02	0.02	0.02	0.02	0.02	0.02	0.02	0.02	0.02	0.02	0.02	0.02	0.02
23	0.00	0.00	0.00	0.00	0.00	0.00	0.00	0.00	0.00	0.00	0.00	0.00	0.00	0.00	0.00	0.00	0.00	0.00	0.00	0.00	0.00	0.00	0.00	0.00	0.00	
24	0.00	0.00	0.00	0.00	0.00	0.00	0.00	0.00	0.00	0.00	0.00	0.00	0.00	0.00	0.00	0.00	0.00	0.00	0.00	0.00	0.00	0.00	0.00	0.00	0.00	
25	0.05	0.05	0.05	0.05	0.05	0.05	0.05	0.05	0.05	0.05	0.05	0.05	0.05	0.05	0.05	0.05	0.05	0.05	0.05	0.05	0.05	0.05	0.05	0.05	0.05	0.05
26	0.00	0.00	0.01	0.01	0.01	0.00	0.00	0.00	0.00	0.00	0.00	0.00	0.00	0.00	0.00	0.00	0.00	0.00	0.00	0.00	0.00	0.00	0.00	0.00	0.01	
27	0.01	0.01	0.01	0.01	0.01	0.01	0.01	0.01	0.01	0.01	0.01	0.01	0.01	0.01	0.01	0.01	0.01	0.01	0.01	0.01	0.01	0.01	0.01	0.01	0.01	0.01
28	0.00	0.00	0.00	0.00	0.00	0.00	0.00	0.00	0.00	0.00	0.00	0.00	0.00	0.00	0.00	0.00	0.00	0.00	0.00	0.00	0.00	0.00	0.00	0.00	0.00	
29	0.00	0.00	0.00	0.00	0.00	0.00	0.00	0.00	0.00	0.00	0.00	0.00	0.00	0.00	0.00	0.00	0.00	0.00	0.00	0.00	0.00	0.00	0.00	0.00	0.00	
30	0.11	0.11	0.11	0.11	0.11	0.09	0.01	0.01	0.01	0.01	0.01	0.01	0.01	0.01	0.01	0.01	0.01	0.01	0.01	0.01	0.01	0.01	0.01	0.01	0.11	0.11
31	0.00	0.09	0.15	0.15	0.09	0.00	0.00	0.00	0.00	0.00	0.00	0.00	0.00	0.00	0.00	0.00	0.00	0.00	0.00	0.00	0.00	0.00	0.00	0.00	0.15	

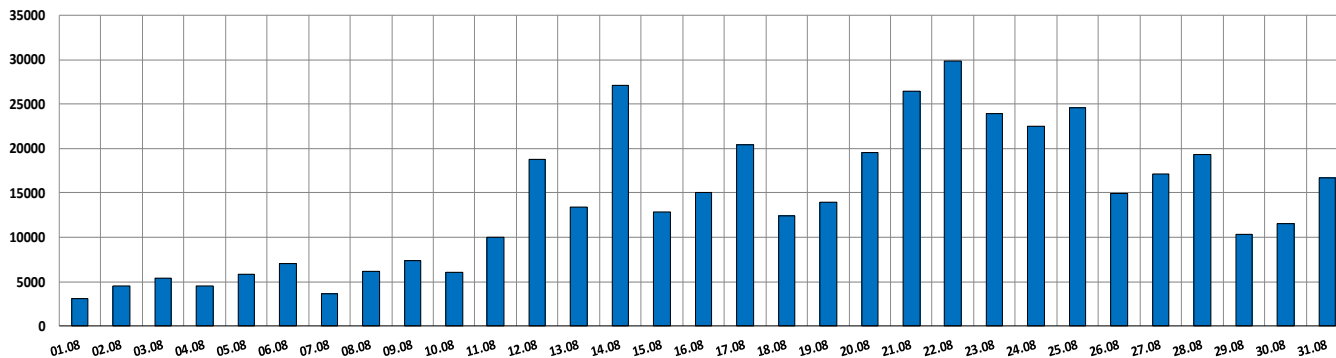
Bulgaria August 2018

Auction Price [Euro/MWh] – Import

Day	1	2	3	4	5	6	7	8	9	10	11	12	13	14	15	16	17	18	19	20	21	22	23	24	Max
1	0.56	0.06	0.06	0.06	0.06	0.09	0.22	0.56	0.56	0.56	0.55	0.22	0.22	0.22	0.22	0.22	0.22	0.55	1.11	4.00	6.56	4.56	2.56	0.06	6.56
2	0.22	0.00	0.00	0.00	0.00	0.00	0.05	0.00	0.05	0.05	0.00	0.00	0.00	0.00	0.00	0.00	0.00	0.00	0.75	7.10	11.00	5.00	2.00	0.00	11.00
3	0.00	0.00	0.00	0.00	0.00	0.00	0.00	0.00	0.00	0.00	0.00	0.00	0.00	0.00	0.00	0.00	0.00	0.56	5.50	15.00	15.00	11.50	2.20	0.00	15.00
4	0.00	0.00	0.00	0.00	0.00	0.00	0.00	0.00	0.00	0.00	0.00	0.00	0.00	0.00	0.00	0.00	0.04	0.56	5.50	10.00	16.55	12.00	5.00	0.00	16.55
5	0.50	0.09	0.00	0.00	0.00	0.09	0.09	0.50	0.55	0.55	0.55	0.50	0.50	0.09	0.09	0.09	0.55	0.56	5.50	8.80	14.00	10.32	2.88	0.09	14.00
6	0.33	0.33	0.33	0.07	0.07	0.07	0.33	0.33	0.50	0.50	0.50	0.33	0.33	0.33	0.33	0.33	0.75	2.33	6.00	8.00	16.50	8.00	3.00	0.50	16.50
7	0.11	0.09	0.09	0.00	0.00	0.00	1.55	2.50	1.55	1.55	1.01	0.11	0.11	0.11	0.11	0.11	1.01	4.00	5.00	5.55	16.50	5.00	3.20	0.11	16.50
8	0.00	0.00	0.09	0.09	0.09	0.09	0.09	2.50	2.55	2.55	2.50	2.50	1.55	1.55	2.27	2.50	5.78	8.29	15.55	20.00	20.00	16.00	8.02	0.80	20.00
9	0.55	0.55	0.00	0.00	0.00	0.23	0.23	1.55	5.47	3.00	0.80	0.80	0.80	0.80	0.80	0.80	2.50	12.98	22.00	22.00	22.00	22.00	9.60	0.35	22.00
10	0.09	0.00	0.00	0.00	0.00	0.00	0.00	0.55	0.80	0.45	0.16	0.09	0.09	0.09	0.09	0.10	0.16	1.11	5.55	15.00	16.88	17.90	7.35	0.50	17.90
11	1.50	0.10	0.22	0.09	0.09	0.10	0.55	6.30	2.10	2.20	2.31	3.42	2.55	2.55	2.91	3.40	5.00	11.24	15.50	23.00	20.90	10.40	3.38	23.00	
12	10.76	7.42	7.94	5.00	5.00	5.00	8.41	8.78	7.40	7.01	6.85	7.07	6.10	5.00	5.00	5.00	8.68	11.24	16.65	21.00	24.00	23.02	19.75	17.45	24.00
13	3.00	2.27	0.55	0.46	0.46	0.55	7.50	10.12	7.24	5.69	6.74	8.96	4.13	4.35	6.08	7.03	10.54	15.36	19.84	21.15	25.05	21.28	20.00	8.50	25.05
14	9.70	10.80	10.80	11.40	7.40	8.19	14.40	19.10	18.40	17.10	17.76	17.88	16.01	14.40	14.38	13.89	16.22	19.58	21.50	25.00	27.57	24.00	20.41	11.57	27.57
15	10.66	7.00	6.21	4.50	4.50	4.50	1.25	4.00	3.85	4.00	3.24	3.24	3.24	2.55	2.50	3.24	5.55	10.60	17.87	25.33	24.00	23.60	21.62	12.00	25.33
16	10.80	6.67	6.67	5.50	6.15	5.15	4.00	9.55	6.67	6.92	4.48	4.64	5.00	3.10	3.00	3.95	9.05	12.98	18.67	24.20	25.25	24.80	19.08	12.68	25.25
17	9.00	0.80	0.77	0.66	0.50	5.00	7.00	13.25	16.99	17.00	11.95	16.99	17.00	14.00	19.00	16.99	18.00	20.00	21.00	22.00	28.43	22.00	18.47	11.00	28.43
18	3.85	0.66	0.50	0.20	0.20	2.15	3.47	7.11	7.11	8.00	8.00	8.00	8.00	6.43	7.26	8.00	8.88	13.63	19.29	18.83	21.98	19.99	15.53	8.30	21.98
19	8.31	1.28	0.55	0.55	0.55	2.15	4.00	6.59	6.11	6.59	7.72	5.45	2.89	2.89	2.89	7.17	11.00	12.68	19.81	21.74	29.06	24.00	23.00	15.56	29.06
20	7.90	3.88	2.00	2.00	2.80	3.98	10.02	17.00	17.60	17.00	14.93	14.15	12.80	11.50	11.10	11.90	14.70	18.84	21.15	27.57	29.57	25.00	21.81	12.00	29.57
21	10.55	8.88	11.40	8.88	9.77	13.76	10.53	21.04	21.91	21.49	20.94	20.98	19.06	18.66	17.50	14.00	18.52	20.34	25.15	28.28	29.27	29.40	26.70	21.03	29.40
22	15.12	13.34	14.80	13.49	14.80	15.28	20.48	25.49	26.68	21.09	18.11	19.59	18.11	18.11	18.11	19.96	25.23	26.41	30.12	35.00	35.00	27.63	23.37	16.88	35.00
23	14.03	14.20	11.00	11.80	11.00	11.00	15.20	21.50	19.62	15.00	13.42	11.21	10.23	8.59	8.82	11.70	14.50	17.34	28.03	31.99	33.82	28.75	23.03	17.63	33.82
24	15.27	13.35	8.69	4.44	2.70	7.25	15.38	20.40	15.67	13.61	12.74	14.60	11.56	10.09	9.16	12.80	14.59	16.17	24.59	27.79	33.00	27.64	26.60	18.50	33.00
25	16.60	14.20	9.41	8.88	8.61	13.03	11.70	16.87	19.97	17.20	17.50	17.30	12.12	12.50	15.15	17.26	16.31	17.59	23.23	27.03	27.03	27.70	24.65	16.70	27.70
26	12.00	10.00	7.30	5.28	5.18	10.28	12.95	14.43	15.95	6.36	8.27	6.31	5.20	2.46	2.95	2.66	3.99	6.29	15.50	18.43	22.41	21.88	21.22	15.55	22.41
27	9.29	8.47	7.10	1.10	1.10	9.37	11.50	11.54	12.00	8.55	9.14	11.80	7.50	5.88	5.88	7.50	13.31	12.12	15.56	24.66	27.50	25.50	22.88	16.12	27.50
28	3.35	1.40	0.90	0.60	0.70	2.60	8.25	16.22	12.01	11.20	9.15	10.25	9.36	8.25	8.25	8.25	14.60	18.55	24.45	30.55	30.55	28.52	26.10	10.23	30.55
29	0.56	0.50	0.25	0.25	0.25	0.50	1.10	1.10	1.70	1.70	1.07	1.70	2.00	2.00	2.00	2.00	13.10	15.45	24.69	27.00	26.18	15.00	10.00	1.10	27.00
30	0.11	0.09	0.09	0.09	0.11	1.00	5.00	11.56	5.00	4.34	5.79	5.79	1.50	1.50	1.50	1.50	13.48	17.54	21.11	22.64	26.88	16.51	13.53	3.65	26.88
31	6.30	0.50	0.31	0.31	0.31	7.55	12.70	16.09	14.80	16.60	2.66	3.57	3.30	3.34	3.20	2.96	20.29	22.50	24.64	26.00	27.46	26.58	22.15	13.12	27.46

Bulgaria August 2018

Congestion Income RO

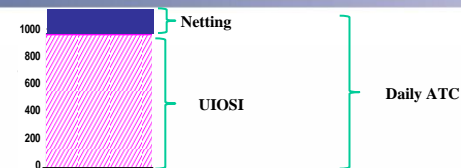


Day	Congestion Income border RO-BG [Euro]	Congestion Income RO [Euro]
01.08	6278	3139
02.08	9080	4540
03.08	10784	5392
04.08	9131	4565
05.08	11696	5848
06.08	14002	7001
07.08	7332	3666
08.08	12314	6157
09.08	14755	7377
10.08	12088	6044
11.08	19999	9999
12.08	37637	18818
13.08	26890	13445
14.08	54297	27149
15.08	25684	12842
16.08	30125	15063
17.08	40914	20457
18.08	24862	12431
19.08	27834	13917
20.08	39035	19518
21.08	52886	26443
22.08	59711	29855
23.08	47890	23945
24.08	45096	22548
25.08	49200	24600
26.08	29798	14899
27.08	34257	17128
28.08	38608	19304
29.08	20739	10370
30.08	23102	11551
31.08	33358	16679
Total	869380	434690

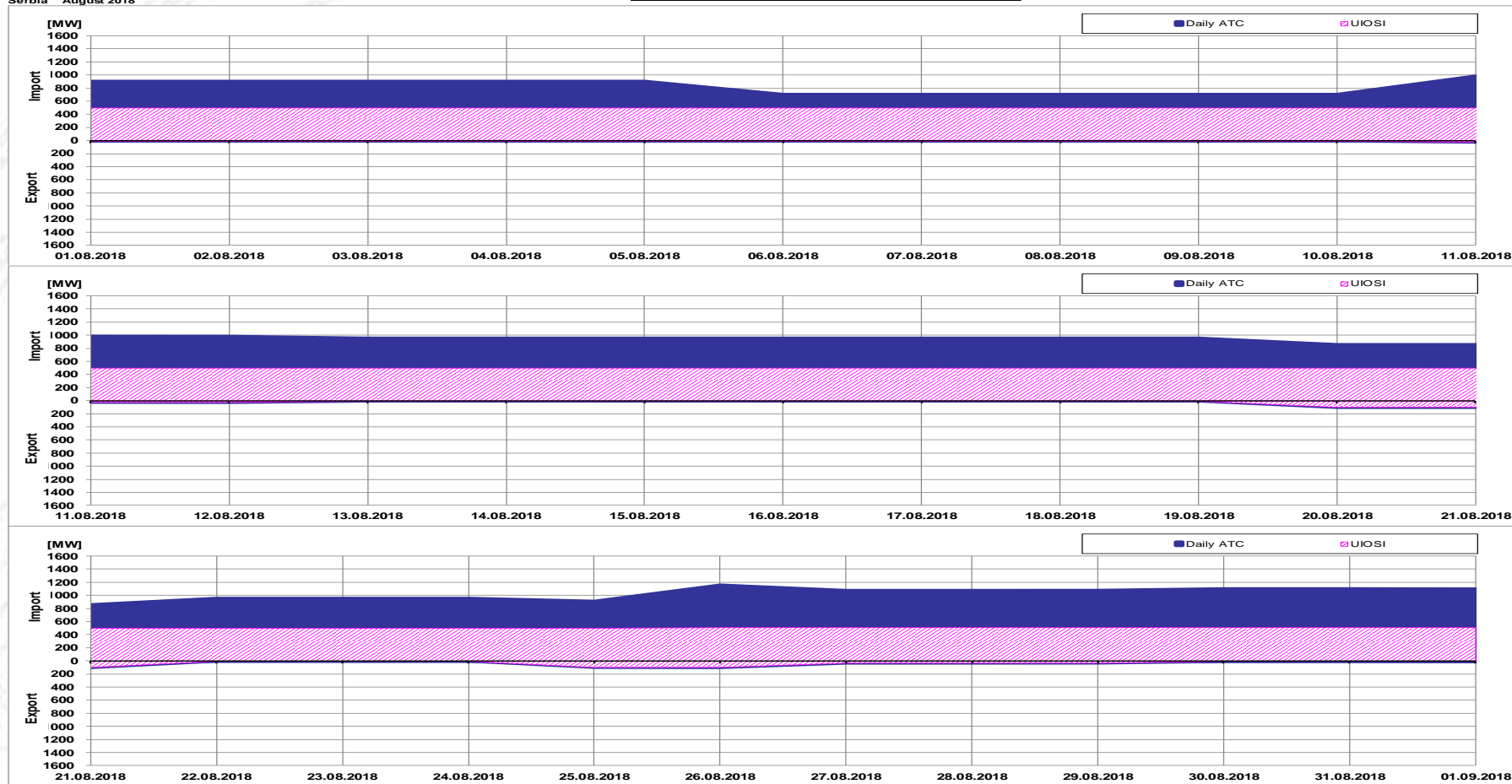
Daily Income [Euro]		Remuneration UIOSI [Euro]	
RO-BG	BG-RO	RO-BG	BG-RO
43711	825669	27235	551466
869380		578701	

TSO Income (Z-R) [Euro]	RO TSO Income (Z-R) [Euro]
290679	145339

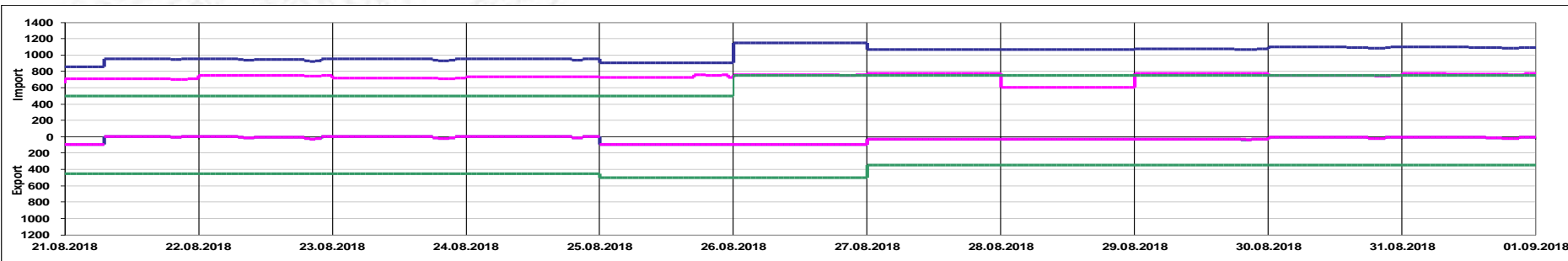
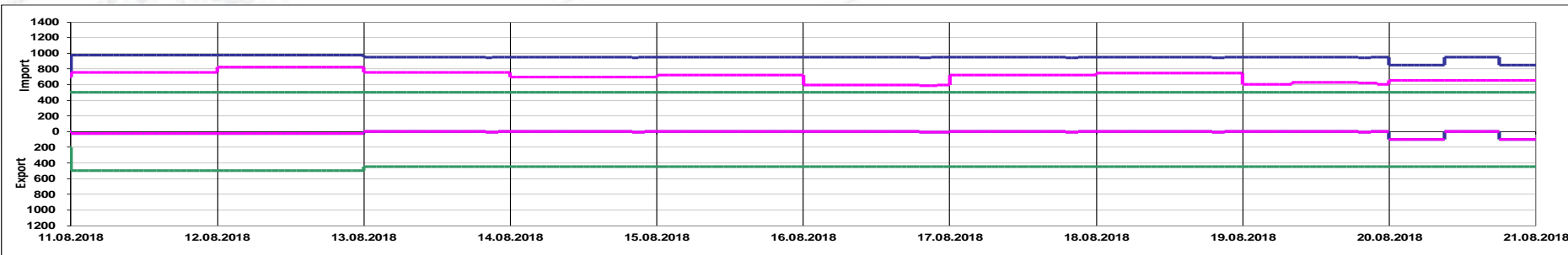
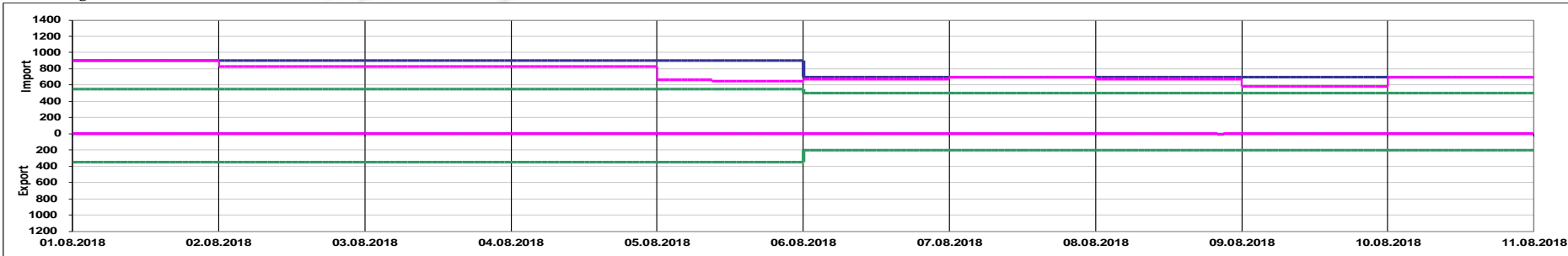
Unused Capacity [MW] average value	
RO-RS	RS-RO
14	496



Serbia August 2018



Serbia August 2018



Offered Capacity on Daily Auction Import (+) / Export (-) [MW]

Allocated Capacity on Daily Auction Import (+) / Export (-) [MW]

Net Transfer Capacity (NTC) Import (+) / Export (-) [MW]

Auction Price [Euro/MWh] – Export

Day	1	2	3	4	5	6	7	8	9	10	11	12	13	14	15	16	17	18	19	20	21	22	23	24	Max	
1	-	-	-	-	-	-	-	-	-	-	-	-	-	-	-	-	-	-	-	-	-	-	-	-	-	
2	-	-	-	-	-	-	-	-	-	-	-	-	-	-	-	-	-	-	-	-	-	-	-	-	-	
3	-	-	-	-	-	-	-	-	-	-	-	-	-	-	-	-	-	-	-	-	-	-	-	-	-	
4	-	-	-	-	-	-	-	-	-	-	-	-	-	-	-	-	-	-	-	-	-	-	-	-	-	
5	-	-	-	-	-	-	-	-	-	-	-	-	-	-	-	-	-	-	-	-	-	-	-	-	-	
6	-	-	-	-	-	-	-	-	-	-	-	-	-	-	-	-	-	-	-	-	-	-	-	-	-	
7	-	-	-	-	-	-	-	-	-	-	-	-	-	-	-	-	-	-	-	-	-	-	-	-	-	
8	-	-	-	-	-	-	-	-	-	-	-	-	-	-	-	-	-	-	-	-	0.33	-	-	-	-	
9	-	-	-	-	-	-	-	-	-	-	-	-	-	-	-	-	-	-	-	-	-	-	-	-	0.33	
10	-	-	-	-	-	-	-	-	-	-	-	-	-	-	-	-	-	-	-	-	-	-	-	-	-	
11	13.32	14.00	14.00	16.13	16.80	10.80	8.48	5.45	4.85	5.58	6.60	7.18	6.64	7.20	6.93	4.80	4.53	4.53	1.00	1.00	0.70	1.00	4.85	6.60	16.80	
12	5.06	1.40	1.56	1.56	2.40	6.00	1.11	1.11	1.11	1.11	1.44	4.00	4.00	5.00	6.00	6.00	1.67	1.11	1.11	1.11	0.60	0.96	5.00	8.00	8.00	
13	-	-	-	-	-	-	-	-	-	-	-	-	-	-	-	-	-	-	-	-	1.00	1.00	-	-	1.00	
14	-	-	-	-	-	-	-	-	-	-	-	-	-	-	-	-	-	-	-	-	0.00	0.00	-	-	0.00	
15	-	-	-	-	-	-	-	-	-	-	-	-	-	-	-	-	-	-	-	-	-	-	-	-	-	
16	-	-	-	-	-	-	-	-	-	-	-	-	-	-	-	-	-	-	-	-	0.63	0.63	1.22	0.63	0.63	1.22
17	-	-	-	-	-	-	-	-	-	-	-	-	-	-	-	-	-	-	-	-	0.65	0.65	-	-	0.65	
18	-	-	-	-	-	-	-	-	-	-	-	-	-	-	-	-	-	-	-	-	0.55	0.55	-	-	0.55	
19	-	-	-	-	-	-	-	-	-	-	-	-	-	-	-	-	-	-	-	-	0.22	0.22	-	-	0.22	
20	0.88	1.00	1.00	1.00	1.00	1.00	0.88	0.77	0.77	-	-	-	-	-	-	-	-	-	-	0.66	0.33	0.33	0.66	1.00	1.00	1.00
21	0.86	0.78	0.78	0.78	0.78	0.78	0.65	-	-	-	-	-	-	-	-	-	-	-	-	-	0.55	0.55	-	-	0.86	
22	-	-	-	-	-	-	-	6.55	1.00	1.00	1.00	1.00	1.00	1.00	1.00	1.00	1.00	1.00	1.00	1.00	1.00	0.36	1.00	-	6.55	
23	-	-	-	-	-	-	-	-	-	-	-	-	-	-	-	-	-	-	-	0.56	0.56	0.56	0.56	-	0.56	
24	-	-	-	-	-	-	-	-	-	-	-	-	-	-	-	-	-	-	-	-	0.53	0.53	-	-	0.53	
25	2.75	3.11	3.11	3.11	3.11	3.11	1.66	1.66	1.66	1.66	1.66	1.66	1.66	1.66	1.66	1.66	1.66	1.66	1.02	1.02	1.02	1.02	1.02	1.02	3.11	
26	2.11	2.11	2.11	2.11	2.11	2.11	0.57	0.57	0.38	0.38	1.00	1.00	1.00	1.00	1.00	0.38	0.38	0.38	0.38	0.38	0.38	0.38	1.00	2.00	2.11	
27	2.56	2.56	2.56	2.56	2.56	2.56	2.56	1.02	1.02	3.11	3.11	3.11	3.11	3.11	3.11	3.11	3.11	3.11	3.11	1.02	1.02	3.11	3.57	8.57	8.57	
28	4.37	11.00	13.00	13.00	13.00	15.00	10.00	4.37	4.37	4.00	3.15	2.00	1.22	2.00	2.00	1.22	1.22	1.22	1.22	1.22	1.22	1.22	3.15	10.00	15.00	
29	14.00	21.00	35.00	35.00	35.00	36.00	27.00	22.00	23.00	21.00	18.00	16.00	5.00	3.00	1.00	1.00	1.00	1.00	1.00	1.00	3.00	8.00	21.00	15.00	36.00	
30	0.95	15.00	14.00	13.00	13.00	7.00	3.00	5.00	1.00	5.00	5.00	0.55	0.55	0.55	0.43	0.43	0.43	1.00	0.55	0.55	0.55	0.55	0.55	0.55	15.00	
31	0.55	2.31	3.15	3.24	2.17	0.55	0.55	0.55	0.55	0.55	0.55	0.55	0.55	0.50	0.50	0.50	0.50	0.50	0.50	0.50	0.50	0.50	0.50	0.50	3.24	

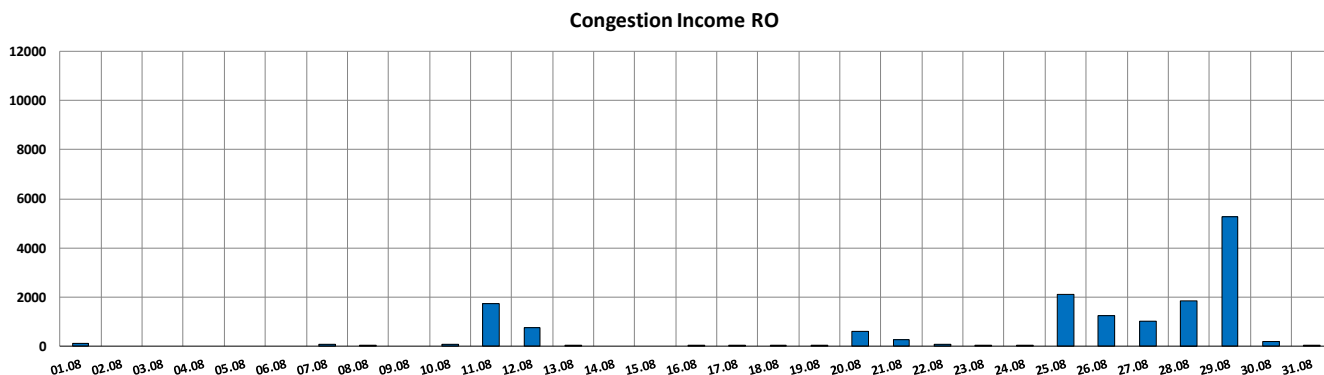
Serbia August 2018

Auction Price [Euro/MWh] – Import

Day	1	2	3	4	5	6	7	8	9	10	11	12	13	14	15	16	17	18	19	20	21	22	23	24	Max
1	0.01	0.01	0.01	0.01	0.01	0.01	0.01	0.01	0.01	0.01	0.01	0.01	0.01	0.01	0.01	0.01	0.01	0.01	0.01	0.01	0.01	0.01	0.01	0.01	0.01
2	0.00	0.00	0.00	0.00	0.00	0.00	0.00	0.00	0.00	0.00	0.00	0.00	0.00	0.00	0.00	0.00	0.00	0.00	0.00	0.00	0.00	0.00	0.00	0.00	0.00
3	0.00	0.00	0.00	0.00	0.00	0.00	0.00	0.00	0.00	0.00	0.00	0.00	0.00	0.00	0.00	0.00	0.00	0.00	0.00	0.00	0.00	0.00	0.00	0.00	0.00
4	0.00	0.00	0.00	0.00	0.00	0.00	0.00	0.00	0.00	0.00	0.00	0.00	0.00	0.00	0.00	0.00	0.00	0.00	0.00	0.00	0.00	0.00	0.00	0.00	0.00
5	0.00	0.00	0.00	0.00	0.00	0.00	0.00	0.00	0.00	0.00	0.00	0.00	0.00	0.00	0.00	0.00	0.00	0.00	0.00	0.00	0.00	0.00	0.00	0.00	0.00
6	0.00	0.00	0.00	0.00	0.00	0.00	0.00	0.00	0.00	0.00	0.00	0.00	0.00	0.00	0.00	0.00	0.00	0.00	0.00	0.00	0.00	0.00	0.00	0.00	0.00
7	0.01	0.01	0.01	0.01	0.01	0.01	0.01	0.01	0.01	0.01	0.01	0.01	0.01	0.01	0.01	0.01	0.01	0.01	0.01	0.01	0.01	0.01	0.01	0.01	0.01
8	0.00	0.00	0.00	0.00	0.00	0.00	0.00	0.00	0.00	0.00	0.00	0.00	0.00	0.00	0.00	0.00	0.00	0.00	0.00	0.00	0.00	0.00	0.00	0.00	0.00
9	0.00	0.00	0.00	0.00	0.00	0.00	0.00	0.00	0.00	0.00	0.00	0.00	0.00	0.00	0.00	0.00	0.00	0.00	0.00	0.00	0.00	0.00	0.00	0.00	0.00
10	0.01	0.01	0.01	0.01	0.01	0.01	0.01	0.01	0.01	0.01	0.01	0.01	0.01	0.01	0.01	0.01	0.01	0.01	0.01	0.01	0.01	0.01	0.01	0.01	0.01
11	0.00	0.00	0.00	0.00	0.00	0.00	0.00	0.00	0.00	0.00	0.00	0.00	0.00	0.00	0.00	0.00	0.00	0.00	0.00	0.00	0.00	0.00	0.00	0.00	0.00
12	0.00	0.00	0.00	0.00	0.00	0.00	0.00	0.00	0.00	0.00	0.00	0.00	0.00	0.00	0.00	0.00	0.00	0.00	0.00	0.00	0.00	0.00	0.00	0.00	0.00
13	0.00	0.00	0.00	0.00	0.00	0.00	0.00	0.00	0.00	0.00	0.00	0.00	0.00	0.00	0.00	0.00	0.00	0.00	0.00	0.00	0.00	0.00	0.00	0.00	0.00
14	0.00	0.00	0.00	0.00	0.00	0.00	0.00	0.00	0.00	0.00	0.00	0.00	0.00	0.00	0.00	0.00	0.00	0.00	0.00	0.00	0.00	0.00	0.00	0.00	0.00
15	0.00	0.00	0.00	0.00	0.00	0.00	0.00	0.00	0.00	0.00	0.00	0.00	0.00	0.00	0.00	0.00	0.00	0.00	0.00	0.00	0.00	0.00	0.00	0.00	0.00
16	0.00	0.00	0.00	0.00	0.00	0.00	0.00	0.00	0.00	0.00	0.00	0.00	0.00	0.00	0.00	0.00	0.00	0.00	0.00	0.00	0.00	0.00	0.00	0.00	0.00
17	0.00	0.00	0.00	0.00	0.00	0.00	0.00	0.00	0.00	0.00	0.00	0.00	0.00	0.00	0.00	0.00	0.00	0.00	0.00	0.00	0.00	0.00	0.00	0.00	0.00
18	0.00	0.00	0.00	0.00	0.00	0.00	0.00	0.00	0.00	0.00	0.00	0.00	0.00	0.00	0.00	0.00	0.00	0.00	0.00	0.00	0.00	0.00	0.00	0.00	0.00
19	0.00	0.00	0.00	0.00	0.00	0.00	0.00	0.00	0.00	0.00	0.00	0.00	0.00	0.00	0.00	0.00	0.00	0.00	0.00	0.00	0.00	0.00	0.00	0.00	0.00
20	0.00	0.00	0.00	0.00	0.00	0.00	0.00	0.00	0.00	0.00	0.00	0.00	0.00	0.00	0.00	0.00	0.00	0.00	0.00	0.00	0.00	0.00	0.00	0.00	0.00
21	0.00	0.00	0.00	0.00	0.00	0.00	0.00	0.00	0.00	0.00	0.00	0.00	0.00	0.00	0.00	0.00	0.00	0.00	0.00	0.00	0.00	0.00	0.00	0.00	0.00
22	0.00	0.00	0.00	0.00	0.00	0.00	0.00	0.00	0.00	0.00	0.00	0.00	0.00	0.00	0.00	0.00	0.00	0.00	0.00	0.00	0.00	0.00	0.00	0.00	0.00
23	0.00	0.00	0.00	0.00	0.00	0.00	0.00	0.00	0.00	0.00	0.00	0.00	0.00	0.00	0.00	0.00	0.00	0.00	0.00	0.00	0.00	0.00	0.00	0.00	0.00
24	0.00	0.00	0.00	0.00	0.00	0.00	0.00	0.00	0.00	0.00	0.00	0.00	0.00	0.00	0.00	0.00	0.00	0.00	0.00	0.00	0.00	0.00	0.00	0.00	0.00
25	0.00	0.00	0.00	0.00	0.00	0.00	0.00	0.00	0.00	0.00	0.00	0.00	0.00	0.00	0.00	0.00	0.00	0.00	0.00	0.00	0.00	0.00	0.00	0.00	0.00
26	0.00	0.00	0.00	0.00	0.00	0.00	0.00	0.00	0.00	0.00	0.00	0.00	0.00	0.00	0.00	0.00	0.00	0.00	0.00	0.00	0.00	0.00	0.00	0.00	0.00
27	0.00	0.00	0.00	0.00	0.00	0.00	0.00	0.00	0.00	0.00	0.00	0.00	0.00	0.00	0.00	0.00	0.00	0.00	0.00	0.00	0.00	0.00	0.00	0.00	0.00
28	0.00	0.00	0.00	0.00	0.00	0.00	0.00	0.00	0.00	0.00	0.00	0.00	0.00	0.00	0.00	0.00	0.00	0.00	0.00	0.00	0.00	0.00	0.00	0.00	0.00
29	0.00	0.00	0.00	0.00	0.00	0.00	0.00	0.00	0.00	0.00	0.00	0.00	0.00	0.00	0.00	0.00	0.00	0.00	0.00	0.00	0.00	0.00	0.00	0.00	0.00
30	0.00	0.00	0.00	0.00	0.00	0.00	0.00	0.00	0.00	0.00	0.00	0.00	0.00	0.00	0.00	0.00	0.00	0.00	0.00	0.00	0.00	0.00	0.00	0.00	0.00
31	0.00	0.00	0.00	0.00	0.00	0.00	0.00	0.00	0.00	0.00	0.00	0.00	0.00	0.00	0.00	0.00	0.00	0.00	0.00	0.00	0.00	0.00	0.00	0.00	0.00

Serbia August 2018

Daily Allocation on Romanian – Serbian border

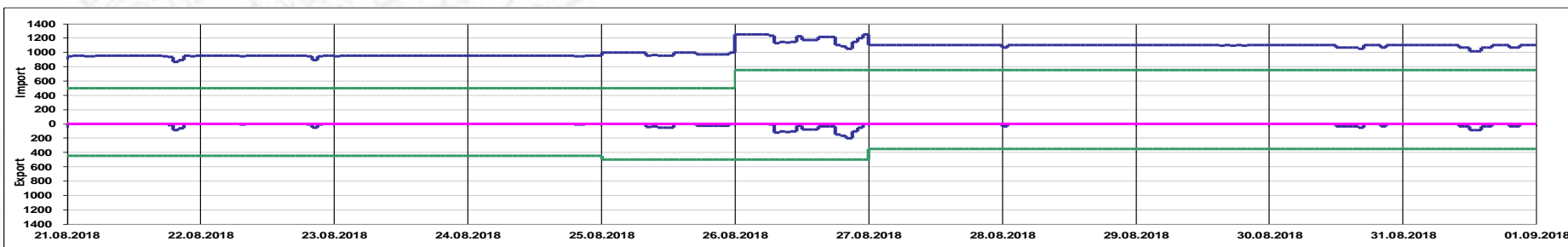
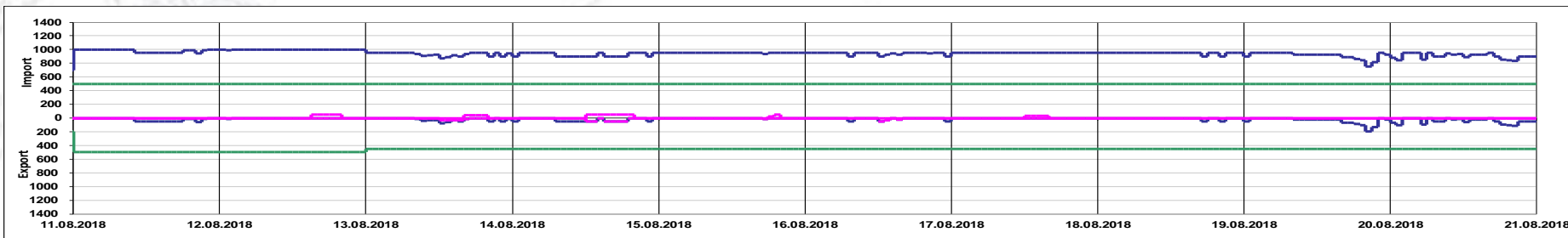
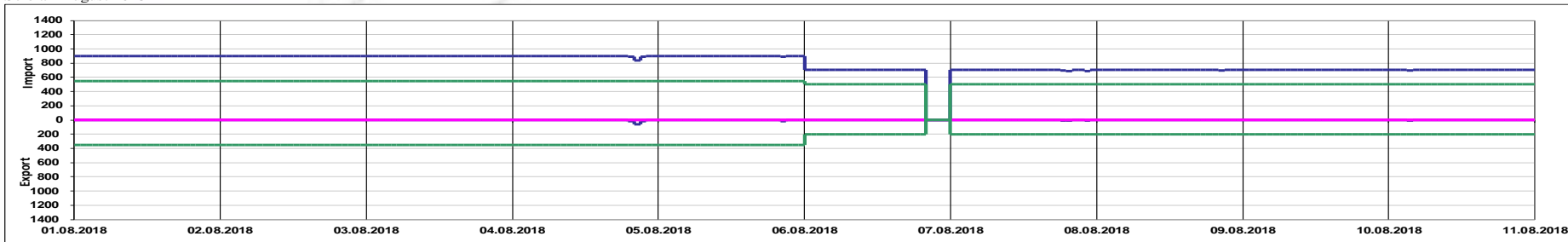


Day	Congestion Income border RO-RS [Euro]	Congestion Income RO [Euro]
01.08	216	108
02.08	0	0
03.08	0	0
04.08	0	0
05.08	0	0
06.08	0	0
07.08	168	84
08.08	1	1
09.08	0	0
10.08	167	84
11.08	3462	1731
12.08	1511	756
13.08	6	3
14.08	0	0
15.08	0	0
16.08	10	5
17.08	5	3
18.08	3	2
19.08	2	1
20.08	1204	602
21.08	535	267
22.08	146	73
23.08	37	18
24.08	15	7
25.08	4212	2106
26.08	2472	1236
27.08	2051	1025
28.08	3710	1855
29.08	10519	5260
30.08	389	194
31.08	127	64
Total	30967	15484

Daily Income [Euro]		Remuneration UIOSI [Euro]	
RO-RS	RS-RO	RO-RS	RS-RO
30417	551	30342	355
30967		30697	

TSO Income (Z-R) [Euro]	RO TSO Income (Z-R) [Euro]
271	135

Serbia August 2018



Offered Capacity on Intraday Auction Import (+) / Export (-) [MW]

Allocated Capacity on Intraday Auction Import (+) / Export (-) [MW]

Net Transfer Capacity (NTC) Import (+) / Export (-) [MW]

Note: Due to technical issues on Serbian IT platform, intraday auction was canceled for 06.08.2018, session 6 (21:00 – 24:00 CET).

Auction Price [Euro/MWh] - Export

Day	1	2	3	4	5	6	7	8	9	10	11	12	13	14	15	16	17	18	19	20	21	22	23	24	Max
1	-	-	-	-	-	-	-	-	-	-	-	-	-	-	-	-	-	-	-	-	-	-	-	-	-
2	-	-	-	-	-	-	-	-	-	-	-	-	-	-	-	-	-	-	-	-	-	-	-	-	-
3	-	-	-	-	-	-	-	-	-	-	-	-	-	-	-	-	-	-	-	-	-	-	-	-	-
4	-	-	-	-	-	-	-	-	-	-	-	-	-	-	-	-	-	-	-	0.00	0.00	0.00	-	-	0.00
5	-	-	-	-	-	-	-	-	-	-	-	-	-	-	-	-	-	-	-	-	0.00	-	-	-	0.00
6	-	-	-	-	-	-	-	-	-	-	-	-	-	-	-	-	-	-	-	-	-	-	-	-	0.00
7	-	-	-	-	-	-	-	-	-	-	-	-	-	-	-	-	-	0.00	0.00	-	-	-	0.00	-	0.00
8	-	-	-	-	-	-	-	-	-	-	-	-	-	-	-	-	-	-	-	0.00	-	-	-	-	0.00
9	-	-	-	-	-	-	-	-	-	-	-	-	-	-	-	-	-	-	-	-	-	-	-	-	0.00
10	-	-	-	0.00	-	-	-	-	-	-	-	-	-	-	-	-	-	-	-	-	-	-	-	-	0.00
11	-	-	-	-	-	-	-	-	-	-	0.00	0.00	0.00	0.00	0.00	0.00	0.00	0.00	0.00	0.00	0.00	0.00	-	-	0.00
12	0.00	0.00	-	-	-	-	-	-	-	-	-	-	-	-	-	-	-	-	-	-	-	-	-	-	0.00
13	-	-	-	-	-	-	-	-	0.00	0.00	0.00	0.00	0.00	0.00	0.00	0.00	0.00	-	-	-	0.00	-	0.00	0.00	0.00
14	0.00	-	-	-	-	-	-	0.00	0.00	0.00	0.00	0.00	0.00	0.00	-	0.00	0.00	-	0.00	0.00	-	0.00	0.00	-	0.00
15	-	-	-	-	-	-	-	-	-	-	-	-	-	-	-	-	-	0.00	-	-	-	-	-	-	0.00
16	-	-	-	-	-	-	-	0.00	-	-	-	-	0.00	0.00	0.00	0.00	-	-	-	0.00	0.00	-	0.00	0.00	0.00
17	-	-	-	-	-	-	-	-	-	-	-	-	-	-	-	-	-	-	-	-	-	-	-	-	0.00
18	-	-	-	-	-	-	-	-	-	-	-	-	-	-	-	-	-	0.00	-	0.00	0.00	-	-	-	0.00
19	0.00	-	-	-	-	-	-	-	0.00	0.00	0.00	0.00	0.00	0.00	0.00	0.00	0.00	0.00	0.00	0.00	0.00	0.00	-	0.00	0.00
20	0.00	0.00	-	-	-	0.00	0.00	0.00	0.00	0.00	0.00	0.00	0.00	0.00	0.00	0.00	-	0.00	0.00	0.00	0.00	0.00	0.00	0.00	0.00
21	0.00	-	-	0.00	0.00	-	-	-	-	-	-	-	-	-	-	-	-	0.00	0.00	0.00	0.00	0.00	-	0.00	0.00
22	-	-	-	-	-	-	-	0.00	-	-	-	-	-	-	-	-	-	-	-	0.00	0.00	-	0.00	-	0.00
23	0.00	-	-	-	-	-	-	-	-	-	-	-	-	-	-	-	-	-	-	-	-	-	-	-	0.00
24	-	-	-	-	-	-	-	-	-	-	-	-	-	-	-	-	-	-	-	0.00	0.00	-	-	-	0.00
25	-	-	-	-	-	-	-	0.00	0.00	0.00	0.00	0.00	0.00	-	-	-	-	0.00	0.00	0.00	0.00	0.00	0.00	-	0.00
26	-	-	-	-	-	-	0.00	0.00	0.00	0.00	0.00	0.00	0.00	0.00	0.00	0.00	0.00	0.00	0.00	0.00	0.00	0.00	0.00	-	0.00
27	-	-	-	-	-	-	-	-	-	-	-	-	-	-	-	-	-	-	-	-	-	-	-	-	0.00
28	0.00	-	-	-	-	0.00	-	-	-	-	-	-	-	-	-	-	-	-	-	-	-	-	-	-	0.00
29	-	-	-	0.00	0.00	-	-	-	-	-	-	-	-	-	0.00	0.00	0.00	0.00	0.00	0.00	-	-	-	-	0.00
30	-	-	-	-	-	-	-	-	-	-	-	-	0.00	0.00	0.00	0.00	0.00	-	-	-	0.00	-	-	-	0.00
31	-	-	-	-	-	-	-	-	-	0.00	0.00	0.00	0.00	0.00	0.00	-	-	-	-	0.00	0.00	-	-	-	0.00

Serbia August 2018

Note: Due to technical issues on Serbian IT platform, intraday auction was canceled for 06.08.2018, session 6 (21:00 – 24:00 CET).

Auction Price [Euro/MWh] - Import

Day	1	2	3	4	5	6	7	8	9	10	11	12	13	14	15	16	17	18	19	20	21	22	23	24	Max	
1	0.00	0.00	0.00	0.00	0.00	0.00	0.00	0.00	0.00	0.00	0.00	0.00	0.00	0.00	0.00	0.00	0.00	0.00	0.00	0.00	0.00	0.00	0.00	0.00	0.00	0.00
2	0.00	0.00	0.00	0.00	0.00	0.00	0.00	0.00	0.00	0.00	0.00	0.00	0.00	0.00	0.00	0.00	0.00	0.00	0.00	0.00	0.00	0.00	0.00	0.00	0.00	0.00
3	0.00	0.00	0.00	0.00	0.00	0.00	0.00	0.00	0.00	0.00	0.00	0.00	0.00	0.00	0.00	0.00	0.00	0.00	0.00	0.00	0.00	0.00	0.00	0.00	0.00	0.00
4	0.00	0.00	0.00	0.00	0.00	0.00	0.00	0.00	0.00	0.00	0.00	0.00	0.00	0.00	0.00	0.00	0.00	0.00	0.00	0.00	0.00	0.00	0.00	0.00	0.00	0.00
5	0.00	0.00	0.00	0.00	0.00	0.00	0.00	0.00	0.00	0.00	0.00	0.00	0.00	0.00	0.00	0.00	0.00	0.00	0.00	0.00	0.00	0.00	0.00	0.00	0.00	0.00
6	0.00	0.00	0.00	0.00	0.00	0.00	0.00	0.00	0.00	0.00	0.00	0.00	0.00	0.00	0.00	0.00	0.00	0.00	0.00	0.00	0.00	-	-	-	-	0.00
7	0.00	0.00	0.00	0.00	0.00	0.00	0.00	0.00	0.00	0.00	0.00	0.00	0.00	0.00	0.00	0.00	0.00	0.00	0.00	0.00	0.00	0.00	0.00	0.00	0.00	0.00
8	0.00	0.00	0.00	0.00	0.00	0.00	0.00	0.00	0.00	0.00	0.00	0.00	0.00	0.00	0.00	0.00	0.00	0.00	0.00	0.00	0.00	0.00	0.00	0.00	0.00	0.00
9	0.00	0.00	0.00	0.00	0.00	0.00	0.00	0.00	0.00	0.00	0.00	0.00	0.00	0.00	0.00	0.00	0.00	0.00	0.00	0.00	0.00	0.00	0.00	0.00	0.00	0.00
10	0.00	0.00	0.00	0.00	0.00	0.00	0.00	0.00	0.00	0.00	0.00	0.00	0.00	0.00	0.00	0.00	0.00	0.00	0.00	0.00	0.00	0.00	0.00	0.00	0.00	0.00
11	0.00	0.00	0.00	0.00	0.00	0.00	0.00	0.00	0.00	0.00	0.00	0.00	0.00	0.00	0.00	0.00	0.00	0.00	0.00	0.00	0.00	0.00	0.00	0.00	0.00	0.00
12	0.00	0.00	0.00	0.00	0.00	0.00	0.00	0.00	0.00	0.00	0.00	0.00	0.00	0.00	0.00	0.00	0.00	0.00	0.00	0.00	0.00	0.00	0.00	0.00	0.00	0.00
13	0.00	0.00	0.00	0.00	0.00	0.00	0.00	0.00	0.00	0.00	0.00	0.00	0.00	0.00	0.00	0.00	0.00	0.00	0.00	0.00	0.00	0.00	0.00	0.00	0.00	0.00
14	0.00	0.00	0.00	0.00	0.00	0.00	0.00	0.00	0.00	0.00	0.00	0.00	0.00	0.00	0.00	0.00	0.00	0.00	0.00	0.00	0.00	0.00	0.00	0.00	0.00	0.00
15	0.00	0.00	0.00	0.00	0.00	0.00	0.00	0.00	0.00	0.00	0.00	0.00	0.00	0.00	0.00	0.00	0.00	0.00	0.00	0.00	0.00	0.00	0.00	0.00	0.00	0.00
16	0.00	0.00	0.00	0.00	0.00	0.00	0.00	0.00	0.00	0.00	0.00	0.00	0.00	0.00	0.00	0.00	0.00	0.00	0.00	0.00	0.00	0.00	0.00	0.00	0.00	0.00
17	0.00	0.00	0.00	0.00	0.00	0.00	0.00	0.00	0.00	0.00	0.00	0.00	0.00	0.00	0.00	0.00	0.00	0.00	0.00	0.00	0.00	0.00	0.00	0.00	0.00	0.00
18	0.00	0.00	0.00	0.00	0.00	0.00	0.00	0.00	0.00	0.00	0.00	0.00	0.00	0.00	0.00	0.00	0.00	0.00	0.00	0.00	0.00	0.00	0.00	0.00	0.00	0.00
19	0.00	0.00	0.00	0.00	0.00	0.00	0.00	0.00	0.00	0.00	0.00	0.00	0.00	0.00	0.00	0.00	0.00	0.00	0.00	0.00	0.00	0.00	0.00	0.00	0.00	0.00
20	0.00	0.00	0.00	0.00	0.00	0.00	0.00	0.00	0.00	0.00	0.00	0.00	0.00	0.00	0.00	0.00	0.00	0.00	0.00	0.00	0.00	0.00	0.00	0.00	0.00	0.00
21	0.00	0.00	0.00	0.00	0.00	0.00	0.00	0.00	0.00	0.00	0.00	0.00	0.00	0.00	0.00	0.00	0.00	0.00	0.00	0.00	0.00	0.00	0.00	0.00	0.00	0.00
22	0.00	0.00	0.00	0.00	0.00	0.00	0.00	0.00	0.00	0.00	0.00	0.00	0.00	0.00	0.00	0.00	0.00	0.00	0.00	0.00	0.00	0.00	0.00	0.00	0.00	0.00
23	0.00	0.00	0.00	0.00	0.00	0.00	0.00	0.00	0.00	0.00	0.00	0.00	0.00	0.00	0.00	0.00	0.00	0.00	0.00	0.00	0.00	0.00	0.00	0.00	0.00	0.00
24	0.00	0.00	0.00	0.00	0.00	0.00	0.00	0.00	0.00	0.00	0.00	0.00	0.00	0.00	0.00	0.00	0.00	0.00	0.00	0.00	0.00	0.00	0.00	0.00	0.00	0.00
25	0.00	0.00	0.00	0.00	0.00	0.00	0.00	0.00	0.00	0.00	0.00	0.00	0.00	0.00	0.00	0.00	0.00	0.00	0.00	0.00	0.00	0.00	0.00	0.00	0.00	0.00
26	0.00	0.00	0.00	0.00	0.00	0.00	0.00	0.00	0.00	0.00	0.00	0.00	0.00	0.00	0.00	0.00	0.00	0.00	0.00	0.00	0.00	0.00	0.00	0.00	0.00	0.00
27	0.00	0.00	0.00	0.00	0.00	0.00	0.00	0.00	0.00	0.00	0.00	0.00	0.00	0.00	0.00	0.00	0.00	0.00	0.00	0.00	0.00	0.00	0.00	0.00	0.00	0.00
28	0.00	0.00	0.00	0.00	0.00	0.00	0.00	0.00	0.00	0.00	0.00	0.00	0.00	0.00	0.00	0.00	0.00	0.00	0.00	0.00	0.00	0.00	0.00	0.00	0.00	0.00
29	0.00	0.00	0.00	0.00	0.00	0.00	0.00	0.00	0.00	0.00	0.00	0.00	0.00	0.00	0.00	0.00	0.00	0.00	0.00	0.00	0.00	0.00	0.00	0.00	0.00	0.00
30	0.00	0.00	0.00	0.00	0.00	0.00	0.00	0.00	0.00	0.00	0.00	0.00	0.00	0.00	0.00	0.00	0.00	0.00	0.00	0.00	0.00	0.00	0.00	0.00	0.00	0.00
31	0.00	0.00	0.00	0.00	0.00	0.00	0.00	0.00	0.00	0.00	0.00	0.00	0.00	0.00	0.00	0.00	0.00	0.00	0.00	0.00	0.00	0.00	0.00	0.00	0.00	0.00

Serbia August 2018

Note: Due to technical issues on Serbian IT platform, intraday auction was canceled for 06.08.2018, session 6 (21:00 – 24:00 CET).

Public

Statistics on Monthly Auction

August 2018		1	2	3	4	5	6	7	8	9	10	11	12	13	14	15	16	17	18	19	20	21	22	23	24	25	26	27	28	29	30	31
Hungary export	Number of Capacity Traders	19	19	19	19	19	-	-	-	-	-	19	19	19	19	19	19	19	19	19	19	19	19	19	19	19	19	19	19	19	19	
	Number of Capacity Holders	11	11	11	11	11	-	-	-	-	-	11	11	11	11	11	11	11	11	11	11	11	11	11	11	11	11	11	11	11	11	
	Number of Bids	100	100	100	100	100	-	-	-	-	-	100	100	100	100	100	100	100	100	100	100	100	100	100	100	100	100	100	100	100	100	
Hungary import	Number of Capacity Traders	11	11	11	11	11	11	11	11	11	11	11	11	11	11	11	11	11	11	11	11	11	11	11	11	11	11	11	11	11	11	
	Number of Capacity Holders	8	8	8	8	8	8	8	8	8	8	8	8	8	8	8	8	8	8	8	8	8	8	8	8	8	8	8	8	8	8	
	Number of Bids	32	32	32	32	32	32	32	32	32	32	32	32	32	32	32	32	32	32	32	32	32	32	32	32	32	32	32	32	32	32	
Bulgaria export	Number of Capacity Traders	16	16	16	16	16	16	16	16	16	16	16	16	16	16	16	16	16	16	16	16	16	16	16	16	16	16	16	16	16	16	
	Number of Capacity Holders	10	10	10	10	10	10	10	10	10	10	10	10	10	10	10	10	10	10	10	10	10	10	10	10	10	10	10	10	10	10	
	Number of Bids	54	54	54	54	54	54	54	54	54	54	54	54	54	54	54	54	54	54	54	54	54	54	54	54	54	54	54	54	54	54	
Bulgaria import	Number of Capacity Traders	19	19	19	19	19	19	19	19	19	19	19	19	19	19	19	19	19	19	19	19	19	19	19	19	19	19	19	19	19	19	
	Number of Capacity Holders	6	6	6	6	6	6	6	6	6	6	6	6	6	6	6	6	6	6	6	6	6	6	6	6	6	6	6	6	6	6	
	Number of Bids	72	72	72	72	72	72	72	72	72	72	72	72	72	72	72	72	72	72	72	72	72	72	72	72	72	72	72	72	72	72	
Serbia export	Number of Capacity Traders	11	11	11	11	11	-	-	-	-	-	12	12	13	13	13	13	13	13	13	13	13	13	13	13	12	12	11	11	11	11	
	Number of Capacity Holders	5	5	5	5	5	-	-	-	-	-	10	10	7	7	7	7	7	7	7	7	7	7	7	7	7	10	10	7	7	7	
	Number of Bids	43	43	43	43	43	-	-	-	-	-	46	46	47	47	47	47	47	47	47	47	47	47	47	47	47	45	43	43	43	43	
Serbia import	Number of Capacity Traders	9	9	9	9	9	9	9	9	9	9	9	9	9	9	9	9	9	9	9	9	9	9	9	9	9	9	9	9	9	9	
	Number of Capacity Holders	9	9	9	9	9	9	9	9	9	9	9	9	9	9	9	9	9	9	9	9	9	9	9	9	9	9	9	9	9	9	
	Number of Bids	16	16	16	16	16	16	16	16	16	16	16	16	16	16	16	16	16	16	16	16	16	16	16	16	16	16	14	14	14	14	
Ukraine export	Number of Capacity Traders	2	2	2	2	2	-	-	-	-	-	2	2	2	2	2	2	2	2	2	2	2	2	2	2	2	2	2	2	2	2	
	Number of Capacity Holders	2	2	2	2	2	-	-	-	-	-	2	2	2	2	2	2	2	2	2	2	2	2	2	2	2	2	2	2	2	2	
	Number of Bids	10	10	10	10	10	-	-	-	-	-	10	10	10	10	10	10	10	10	10	10	10	10	10	10	10	10	10	10	10	10	
Ukraine import	Number of Capacity Traders	4	4	4	4	4	4	4	4	4	4	4	4	4	4	4	4	4	4	4	4	4	4	4	4	4	4	4	4	4	4	
	Number of Capacity Holders	4	4	4	4	4	4	4	4	4	4	4	4	4	4	4	4	4	4	4	4	4	4	4	4	4	4	2	2	2	2	2
	Number of Bids	13	13	13	13	13	13	13	13	13	13	13	13	13	13	13	13	13	13	13	13	13	13	13	13	13	13	13	13	13	13	
Moldavia import RO_Cioara	Number of Capacity Traders	-	-	-	-	-	-	-	-	-	-	-	-	-	-	-	-	-	-	-	-	-	-	-	-	-	-	-	-	-	-	
	Number of Capacity Holders	-	-	-	-	-	-	-	-	-	-	-	-	-	-	-	-	-	-	-	-	-	-	-	-	-	-	-	-	-	-	
	Number of Bids	-	-	-	-	-	-	-	-	-	-	-	-	-	-	-	-	-	-	-	-	-	-	-	-	-	-	-	-	-	-	
Moldavia import RO_Costesti	Number of Capacity Traders	-	-	-	-	-	-	-	-	-	-	-	-	-	-	-	-	-	-	-	-	-	-	-	-	-	-	-	-	-	-	
	Number of Capacity Holders	-	-	-	-	-	-	-	-	-	-	-	-	-	-	-	-	-	-	-	-	-	-	-	-	-	-	-	-	-	-	
	Number of Bids	-	-	-	-	-	-	-	-	-	-	-	-	-	-	-	-	-	-	-	-	-	-	-	-	-	-	-	-	-	-	
Moldavia import RO_Vulcanesti	Number of Capacity Traders	-	-	-	-	-	-	-	-	-	-	-	-	-	-	-	-	-	-	-	-	-	-	-	-	-	-	-	-	-	-	
	Number of Capacity Holders	-	-	-	-	-	-	-	-	-	-	-	-	-	-	-	-	-	-	-	-	-	-	-	-	-	-	-	-	-	-	
	Number of Bids	-	-	-	-	-	-	-	-	-	-	-	-	-	-	-	-	-	-	-	-	-	-	-	-	-	-	-	-	-	-	

August 2018	Maximum	Minimum
Number of Capacity Traders	19	4
Number of Capacity Holders	11	2
Number of Bids	100	12

Public

Statistics on Daily Auctions

August 2018		Daily Auctions																															
		1	2	3	4	5	6	7	8	9	10	11	12	13	14	15	16	17	18	19	20	21	22	23	24	25	26	27	28	29	30	31	
Serbia Export	Maximum Number of Capacity Traders	-	-	-	-	-	-	-	6	-	-	8	5	3	2	-	5	4	5	3	5	7	6	5	5	8	7	6	8	7	6	6	
	Maximum Number of Capacity Holders	-	-	-	-	-	-	-	2	-	-	3	2	1	2	-	2	1	1	2	3	2	3	2	2	4	3	2	3	2	3	3	
	Maximum Number of Bids	-	-	-	-	-	-	-	8	-	-	14	12	3	2		8	4	7	5	8	12	8	6	7	17	13	11	15	15	8	7	
Serbia Import	Maximum Number of Capacity Traders	8	7	7	7	7	7	8	8	8	8	8	7	7	8	8	8	8	9	5	6	8	8	8	9	9	6	6	8	8	8	8	
	Maximum Number of Capacity Holders	7	7	7	7	7	7	7	8	8	7	8	7	7	8	8	8	8	9	5	6	8	8	8	9	9	6	6	8	8	8	8	
	Maximum Number of Bids	23	21	21	21	18	18	22	21	19	22	23	21	20	21	20	19	20	21	15	16	20	21	21	22	21	18	18	18	21	21	21	
Bulgaria Export	Maximum Number of Capacity Traders	9	10	10	10	7	7	7	9	9	10	10	7	6	8	8	9	8	9	6	6	8	8	8	8	8	8	7	7	7	9	8	7
	Maximum Number of Capacity Holders	8	9	9	8	7	7	7	8	9	9	10	6	6	8	8	9	8	9	6	6	8	8	8	8	8	7	7	7	7	9	8	7
	Maximum Number of Bids	15	14	14	14	12	11	10	13	13	15	12	10	9	10	10	13	11	12	9	8	13	13	12	10	12	11	11	11	13	14	11	
Bulgaria Import	Maximum Number of Capacity Traders	11	13	13	11	9	9	11	12	12	12	13	9	9	15	14	15	15	15	11	12	14	14	13	12	14	11	12	14	12	13	12	
	Maximum Number of Capacity Holders	9	9	8	9	8	7	10	9	9	10	8	5	7	6	9	7	10	9	6	6	7	7	6	7	6	8	7	10	9	8	9	
	Maximum Number of Bids	16	18	20	15	13	14	16	17	17	19	23	20	21	26	24	26	27	24	20	20	22	23	22	22	22	20	20	21	18	19	20	

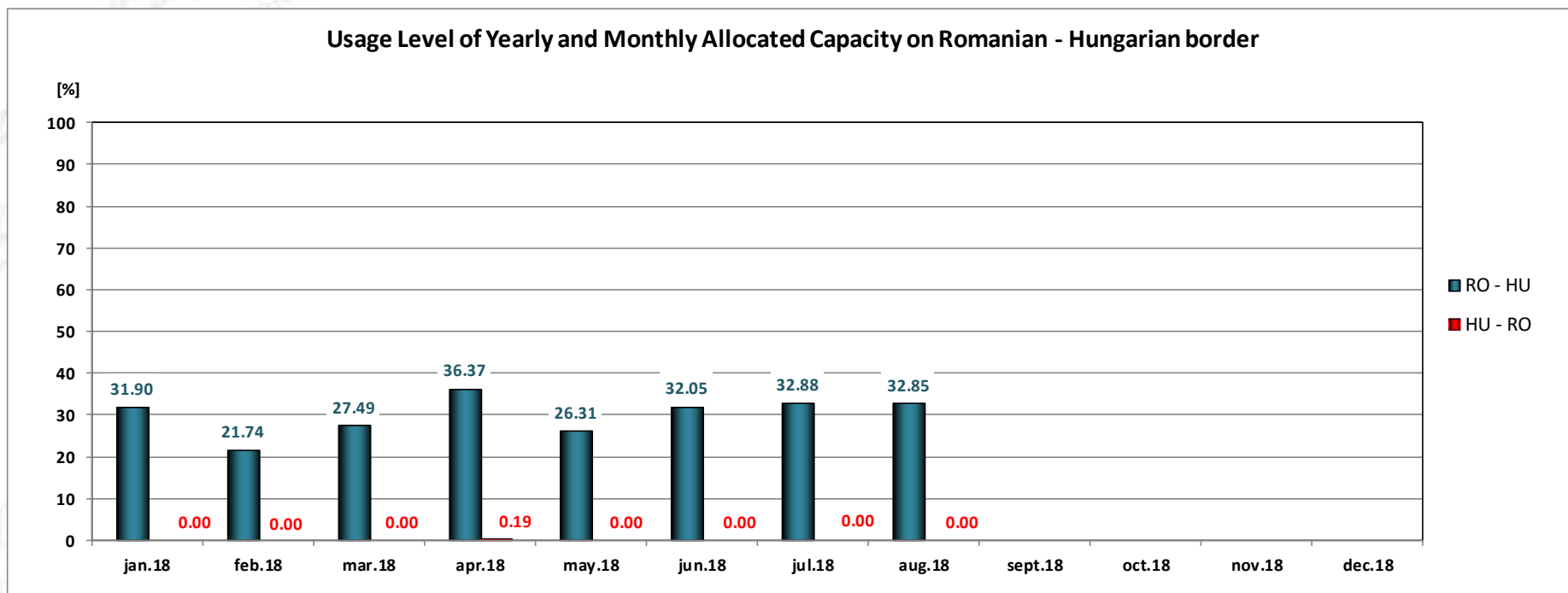
Note: In the table are presented the daily maximum hourly values.

Statistics on Intraday Auctions

August 2018	Daily Auctions	1	2	3	4	5	6	7	8	9	10	11	12	13	14	15	16	17	18	19	20	21	22	23	24	25	26	27	28	29	30	31
Hungary Export	Maximum Number of Capacity Traders	-	0	0	0	0	-	0	1	0	0	0	1	1	1	2	1	1	0	0	0	0	3	0	1	0	0	2	1	1	1	1
	Maximum Number of Capacity Holders	-	-	-	-	-	-	-	1	-	-	-	1	1	1	2	1	1	-	-	-	-	3	-	1	-	-	2	1	1	1	1
Hungary Import	Maximum Number of Capacity Traders	1	1	1	1	1	1	1	1	1	1	0	1	1	1	1	1	1	0	1	0	1	1	1	1	1	0	0	1	1	1	1
	Maximum Number of Capacity Holders	1	1	1	1	1	1	1	1	1	1	-	1	1	1	1	1	1	-	1	-	1	1	1	1	1	-	-	1	1	1	1
Serbia Export	Maximum Number of Capacity Traders	-	-	-	0	0	-	0	0	-	0	0	0	1	1	1	1	-	0	0	0	0	0	0	0	0	0	0	0	0	0	
	Maximum Number of Capacity Holders	-	-	-	-	-	-	-	-	0	-	-	-	1	1	1	1	-	-	-	-	-	-	-	-	-	-	-	-	-	-	
Serbia Import	Maximum Number of Capacity Traders	0	0	0	0	0	0	0	0	0	0	0	1	1	1	1	0	1	0	0	0	0	0	0	0	0	0	0	0	0	0	
	Maximum Number of Capacity Holders	0	-	-	-	-	-	-	-	-	-	-	1	1	1	1	-	1	-	-	-	-	-	-	-	-	-	-	-	-	-	

Note: In the table are presented the daily maximum hourly values.

Usage Level of Allocated Capacity

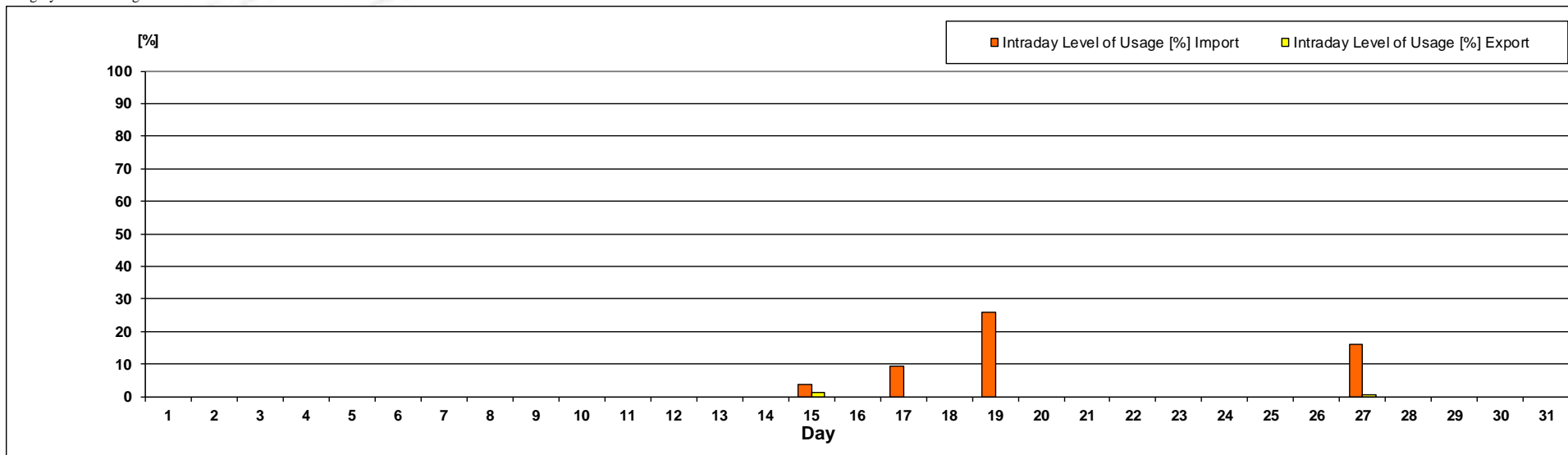


CET

Usage level of yearly and monthly allocated capacity was calculated as ratio between nominated capacity and sum of allocated capacity at yearly and monthly auctions. From the beginning of the year, the average values (arithmetic) of usage level are: 30.2 % on export direction and 0.02 % on import direction.

Usage Level of Intraday Allocated Capacity

Hungary August 2018



Intraday Level of Usage [%]

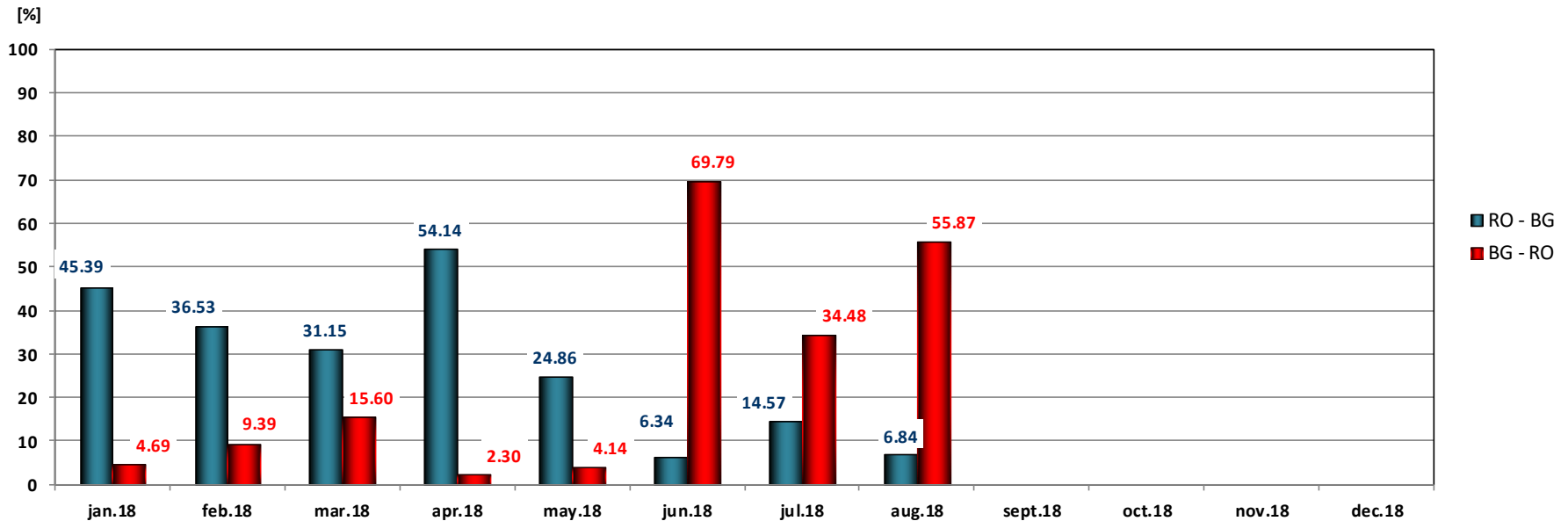
August 2018	1	2	3	4	5	6	7	8	9	10	11	12	13	14	15	16	17	18	19	20	21	22	23	24	25	26	27	28	29	30	31
Import	0.00	0.00	0.00	0.00	0.00	0.00	0.00	0.00	0.00	0.00	-	0.00	0.00	0.00	3.61	0.00	9.50	-	26.00	-	0.00	0.00	0.00	0.00	-	-	15.97	0.00	0.00	0.00	0.00
Export	-	-	-	-	-	-	-	0.00	-	-	-	0.00	0.00	0.00	1.41	0.00	0.00	-	-	-	-	0.00	-	0.00	-	-	0.38	0.00	0.00	0.00	0.00

Level of usage of intraday allocated capacity, calculated at monthly level, as ratio between sum of nominated intraday capacities and sum of intraday allocated capacities, has the following values:

- Import 1.72 [%]
- Export 0.07 [%]

Usage Level of Allocated Capacity

Usage Level of Yearly and Monthly Allocated Capacity on Romanian - Bulgarian border



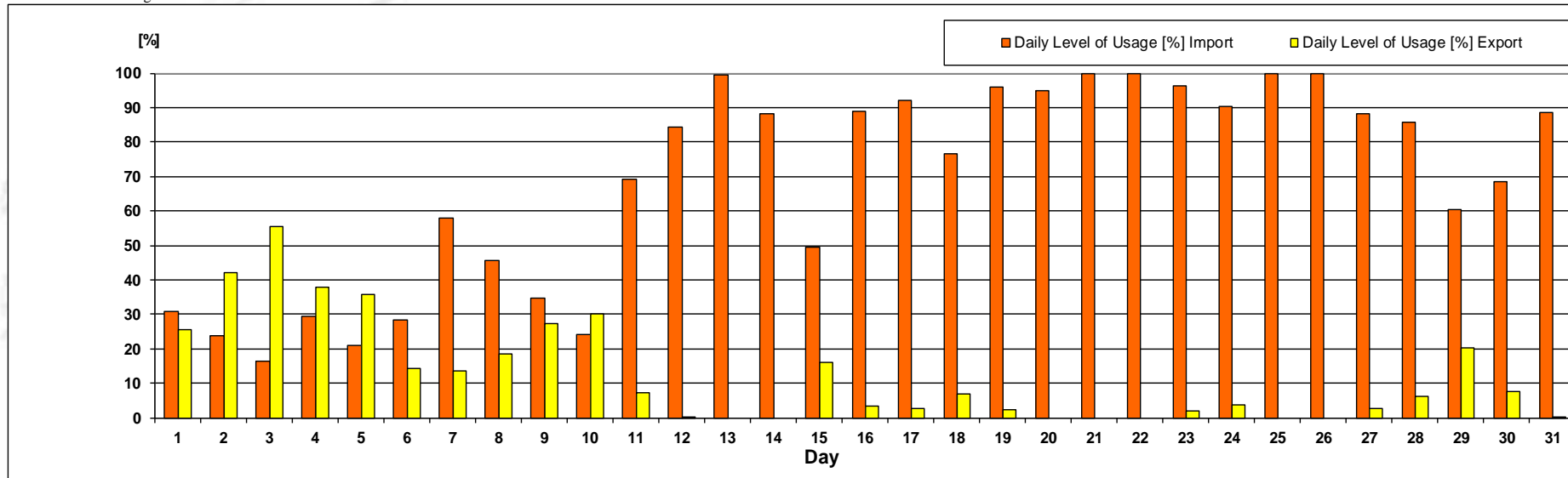
CET

Usage level of yearly and monthly allocated capacity was calculated as ratio between nominated capacity and sum of allocated capacity at yearly and monthly auctions. From the beginning of the year, the average values (arithmetic) of usage level are: 27.48 % on export direction and 24.53 % on import direction.

Usage Level of Daily Allocated Capacity

RO-BG

August 2018



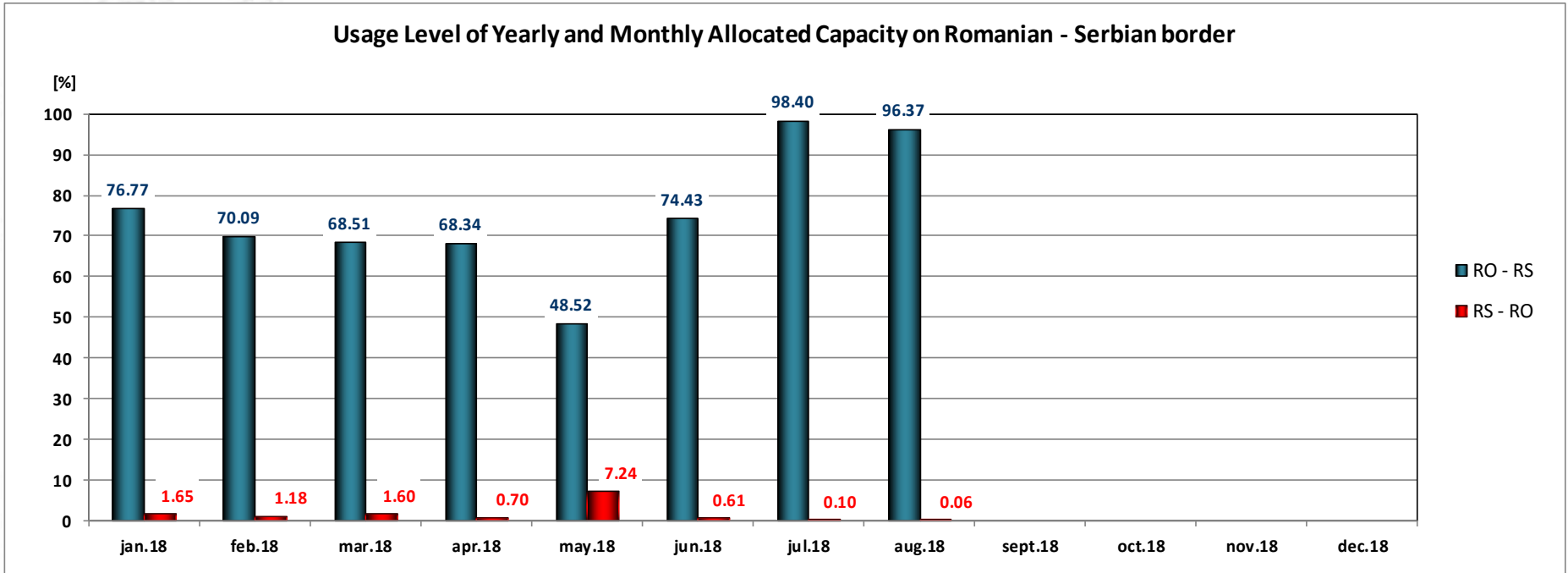
Daily Level of Usage [%]

August 2018	1	2	3	4	5	6	7	8	9	10	11	12	13	14	15	16	17	18	19	20	21	22	23	24	25	26	27	28	29	30	31
Import	30.70	23.86	16.51	29.39	20.91	28.25	57.91	45.46	34.83	24.15	69.32	84.43	99.57	88.20	49.42	88.83	92.11	76.45	95.78	95.06	100.00	100.00	96.27	90.47	100.00	100.00	88.36	85.71	60.44	68.55	88.48
Export	25.69	41.93	55.48	38.01	35.85	14.39	13.69	18.31	27.30	30.21	7.28	0.32	0.00	0.00	15.94	3.44	2.52	6.95	2.33	0.00	0.00	0.00	1.98	3.77	0.00	0.00	2.81	6.00	20.10	7.72	0.22

Level of usage of daily allocated capacity, calculated at monthly level, as ratio between sum of nominated daily capacities and sum of daily allocated capacities, has the following values:

- Import 61.76 [%]
- Export 10.59 [%]

Usage Level of Allocated Capacity

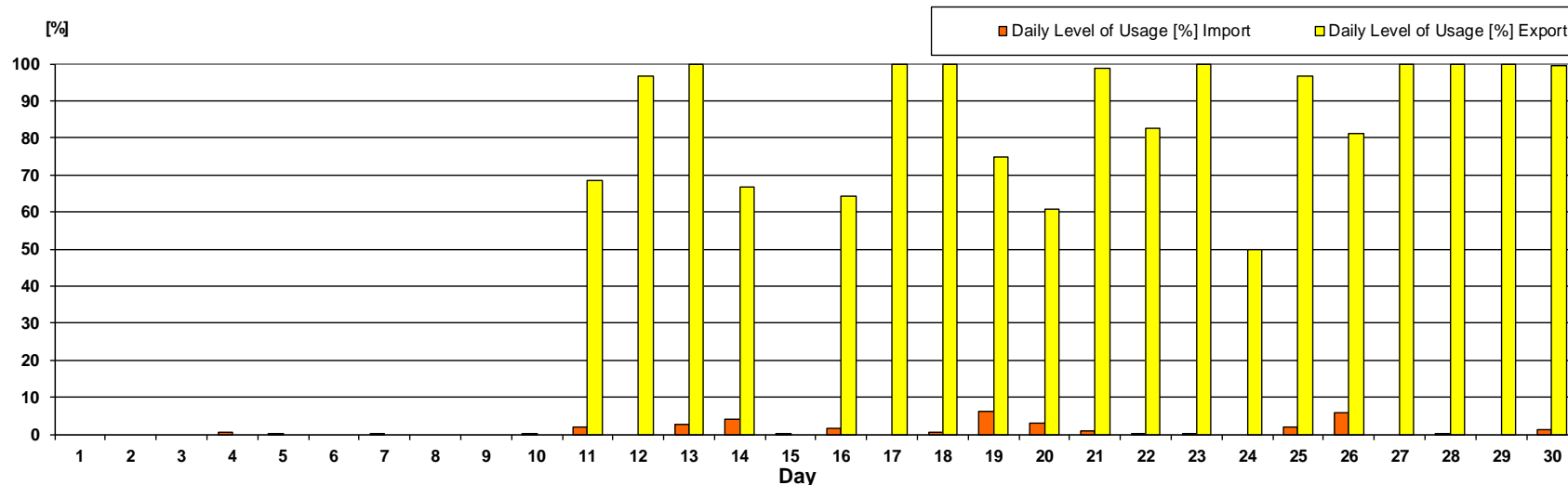


CET
Usage level of yearly and monthly allocated capacity was calculated as ratio between nominated capacity and sum of allocated capacity at yearly and monthly auctions. From the beginning of the year, the average values (arithmetic) of usage level are: 75.18 % on export direction and 1.64 % on import direction.

Usage Level of Daily Allocated Capacity

Serbia

August 2018



Daily Level of Usage [%]

August 2018	1	2	3	4	5	6	7	8	9	10	11	12	13	14	15	16	17	18	19	20	21	22	23	24	25	26	27	28	29	30	31
Import	0.00	0.00	0.00	0.46	0.09	0.00	0.14	0.00	0.00	0.05	1.86	0.00	2.55	3.89	0.09	1.42	0.00	0.56	6.20	3.07	1.00	0.28	0.01	0.00	1.92	5.84	0.00	0.23	0.00	1.22	2.01
Export	-	-	-	-	-	-	-	0.00	-	-	68.32	96.64	100.00	66.67	-	64.29	100.00	100.00	75.00	60.84	98.85	82.54	100.00	50.00	96.49	81.21	100.00	100.00	100.00	99.35	100.00

Level of usage of daily allocated capacity, calculated at monthly level, as ratio between sum of nominated daily capacities and sum of daily allocated capacities, has the following values:

- Import 1.03 [%]
- Export 87.42 [%]

Usage Level of Intraday Allocated Capacity

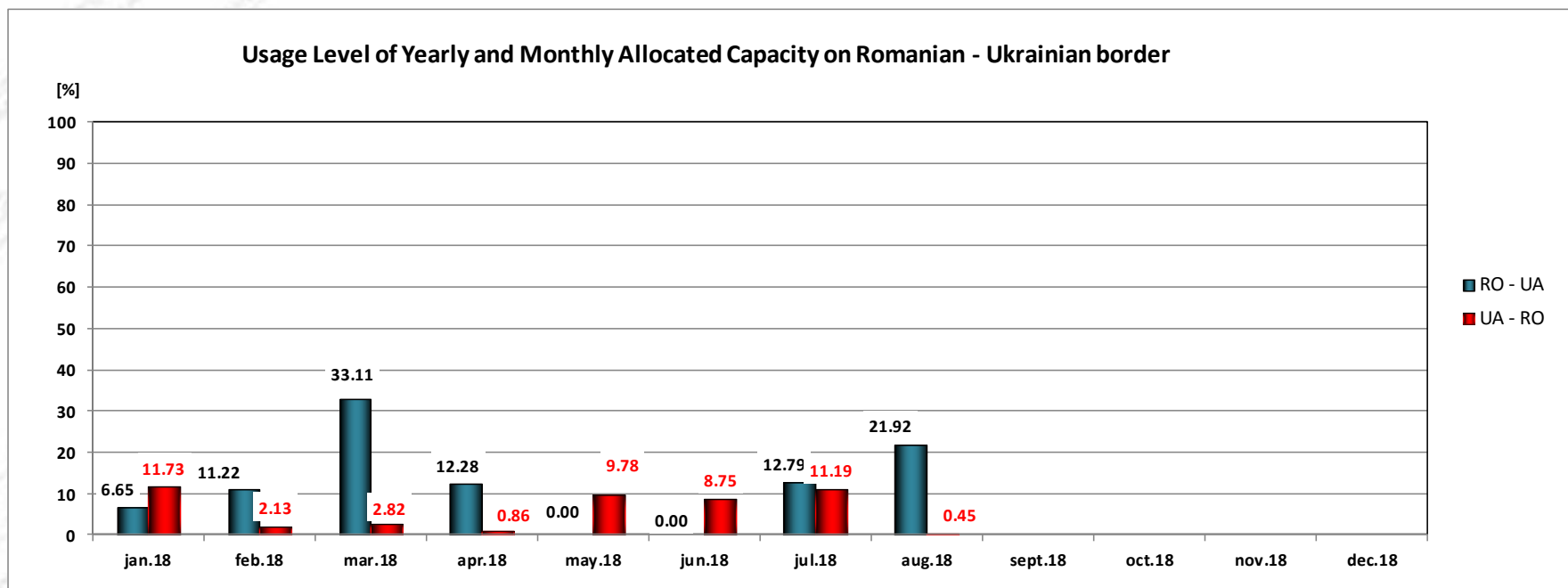
Level of usage of intraday allocated capacity, calculated at monthly level, as ratio between sum of nominated intraday capacities and sum of intraday allocated capacities, was zero on import and export direction.

Intraday Level of Usage [%]

August 2018	1	2	3	4	5	6	7	8	9	10	11	12	13	14	15	16	17	18	19	20	21	22	23	24	25	26	27	28	29	30	31
Import	-	-	-	-	-	-	-	-	-	-	-	0.00	0.00	0.00	0.00	-	0.00	-	-	-	-	-	-	-	-	-	-	-	-	-	
Export	-	-	-	-	-	-	-	-	-	-	-	-	0.00	0.00	0.00	-	-	-	-	-	-	-	-	-	-	-	-	-	-	-	

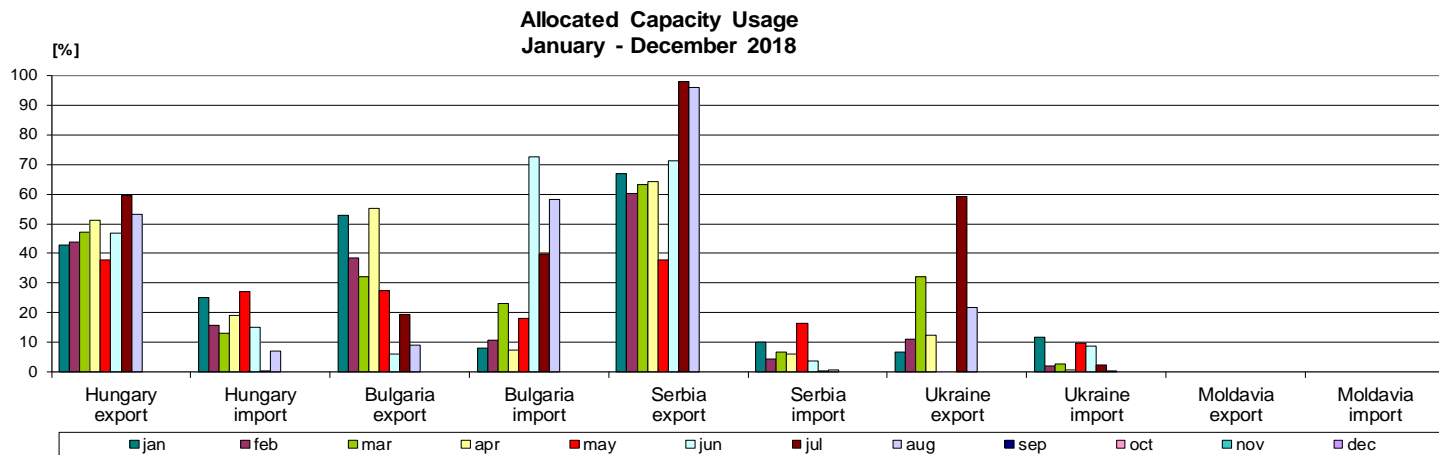
Note: Due to technical issues on Serbian IT platform, intraday auction was canceled for 06.08.2018, session 6 (21:00 – 24:00 CET).

Usage Level of Allocated Capacity



CET

Usage level of yearly and monthly allocated capacity was calculated as ratio between nominated capacity and sum of allocated capacity at yearly and monthly auctions. From the beginning of the year, the average values (arithmetic) of usage level are: 14 % on export direction and 5.96 % on import direction.



The allocated capacity level of usage on one border and direction represents the percentage ratio between the energy associated with the commercial transactions, nominated during a month, and the energy associated with the allocated capacity by the Romanian and by the neighbouring side, to all participants who have or not counterparties on the other side of the border.

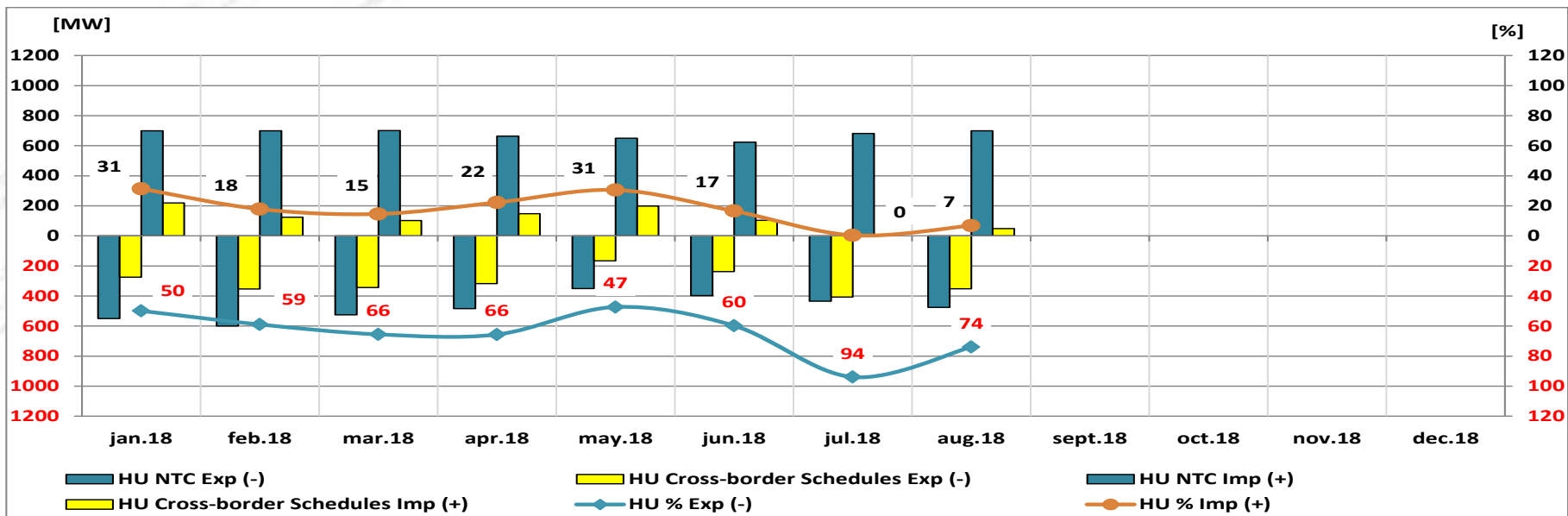
[%]	Hungary export	Hungary import	Bulgaria export	Bulgaria import	Serbia export	Serbia import	Ukraine export	Ukraine import	Moldavia export	Moldavia import
jan	42.85	25.06	52.91	8.06	66.82	10.22	6.65	11.73	-	-
feb	43.95	15.88	38.61	10.71	60.33	4.39	11.22	2.13	-	-
mar	47.22	13.18	32.02	23.10	63.24	6.71	32.07	2.73	-	-
apr	51.30	19.24	55.18	7.41	64.04	6.21	12.28	0.86	-	-
may	37.90	27.21	27.62	17.97	37.67	16.53	-	9.78	-	-
jun	46.67	15.04	6.04	72.46	71.06	3.85	0.00	8.75	-	-
jul	59.56	0.46	19.31	39.85	97.77	0.29	59.31	2.41	-	-
aug	53.33	7.04	9.10	58.17	95.87	0.63	21.92	0.45	-	-
sep										
oct										
nov										
dec										
average	47.85	15.39	30.10	29.72	69.60	6.10	20.49	4.86	-	-

Type B

In August 2018, the highest levels of usage on export direction was obtained on Serbian border and the highest level of usage on import direction was obtained on Bulgarian border.

Usage Level of NTC on Romanian – Hungarian border

CET

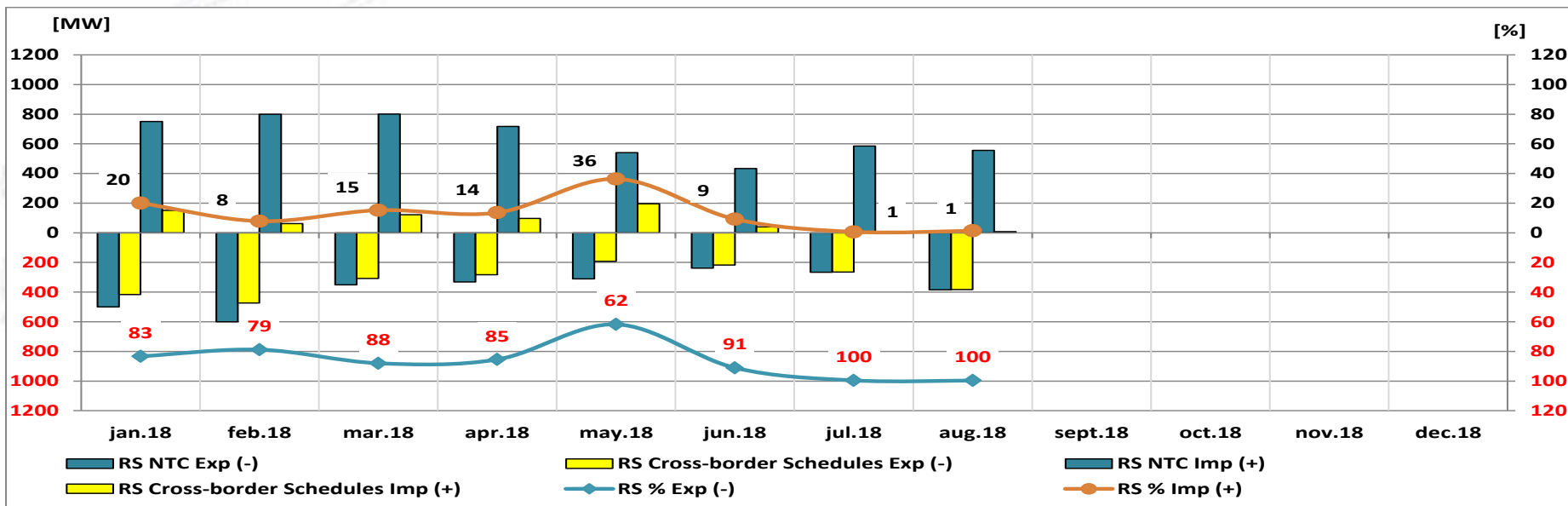


Hungary (monthly averages values, MW)	jan.18	feb.18	mar.18	apr.18	may.18	jun.18	jul.18	aug.18	sept.18	oct.18	nov.18	dec.18
HU NTC Exp (-)	-550	-600	-525	-483	-350	-397	-434	-476				
HU Cross-border Schedules Exp (-)	-274	-354	-344	-317	-166	-237	-408	-351				
HU NTC Imp (+)	700	700	701	663	650	623	682	700				
HU Cross-border Schedules Imp (+)	219	125	102	148	199	103	3	48				

The level of usage was calculated as ratio between total cross-border schedules (capacity nominated on long and short term) and NTC. From the beginning of the year, the average values (arithmetic) of usage level are: 64.35 % on export direction and 17.57 % on import direction.

Usage Level of NTC on Romanian – Serbian border

CET

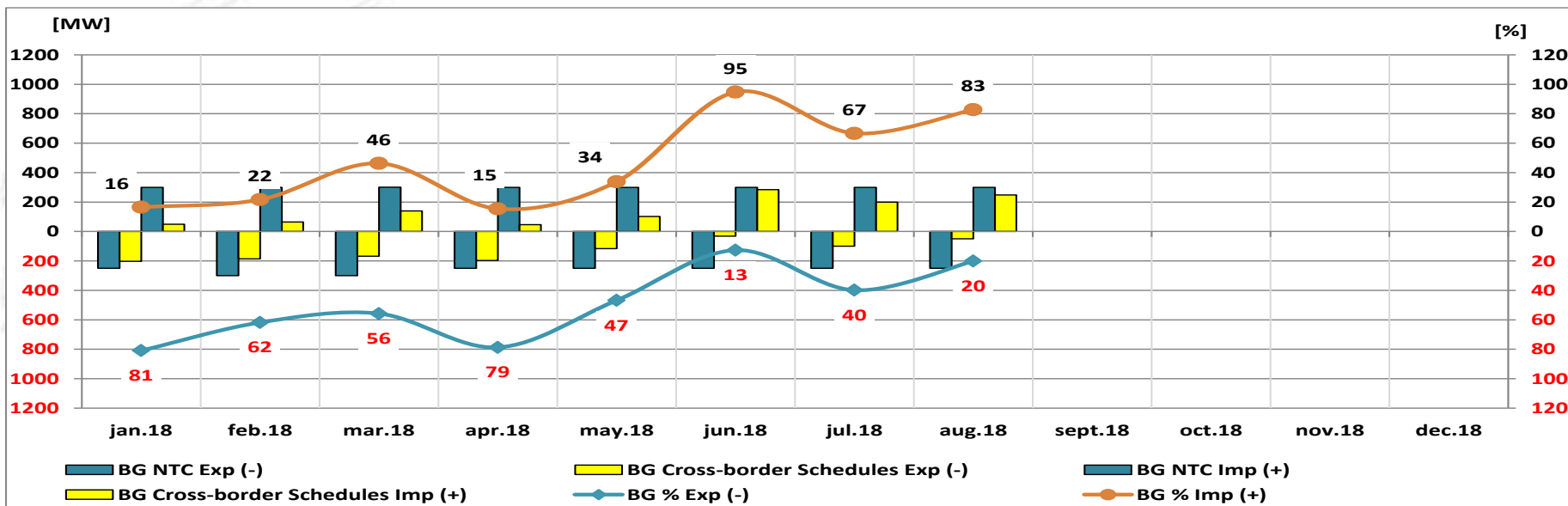


Serbia (monthly averages values, MW)	jan.18	feb.18	mar.18	apr.18	may.18	jun.18	jul.18	aug.18	sept.18	oct.18	nov.18	dec.18
RS NTC Exp (-)	-500	-600	-350	-332	-311	-238	-266	-384				
RS Cross-border Schedules Exp (-)	-416	-473	-308	-283	-192	-217	-265	-382				
RS NTC Imp (+)	750	800	801	717	540	433	585	556				
RS Cross-border Schedules Imp (+)	151	63	122	97	196	40	4	8				

The level of usage was calculated as ratio between total cross-border schedules (capacity nominated on long and short term) and NTC. From the beginning of the year, the average values (arithmetic) of usage level are: 85.93 % on export direction and 13.04 % on import direction.

Usage Level of NTC on Romanian – Bulgarian border

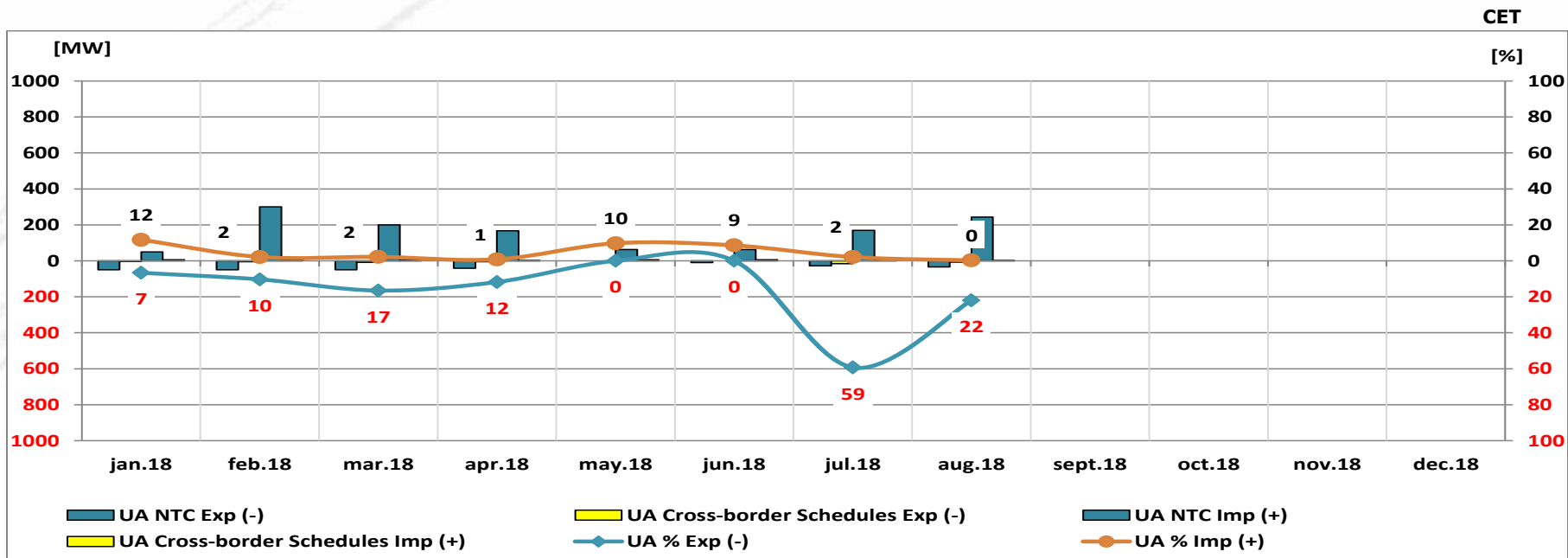
CET



Bulgaria (monthly averages values, MW)	jan.18	feb.18	mar.18	apr.18	may.18	jun.18	jul.18	aug.18	sept.18	oct.18	nov.18	dec.18
BG NTC Exp (-)	-250	-300	-300	-250	-250	-250	-250	-250				
BG Cross-border Schedules Exp (-)	-202	-185	-167	-197	-117	-32	-100	-50				
BG NTC Imp (+)	300	300	300	300	300	300	300	300				
BG Cross-border Schedules Imp (+)	49	65	139	46	101	284	200	248				

The level of usage was calculated as ratio between total cross-border schedules (capacity nominated on long and short term) and NTC. From the beginning of the year, the average values (arithmetic) of usage level are: 49.57 % on export direction and 47.24 % on import direction.

Usage Level of NTC on Romanian – Ukrainian border



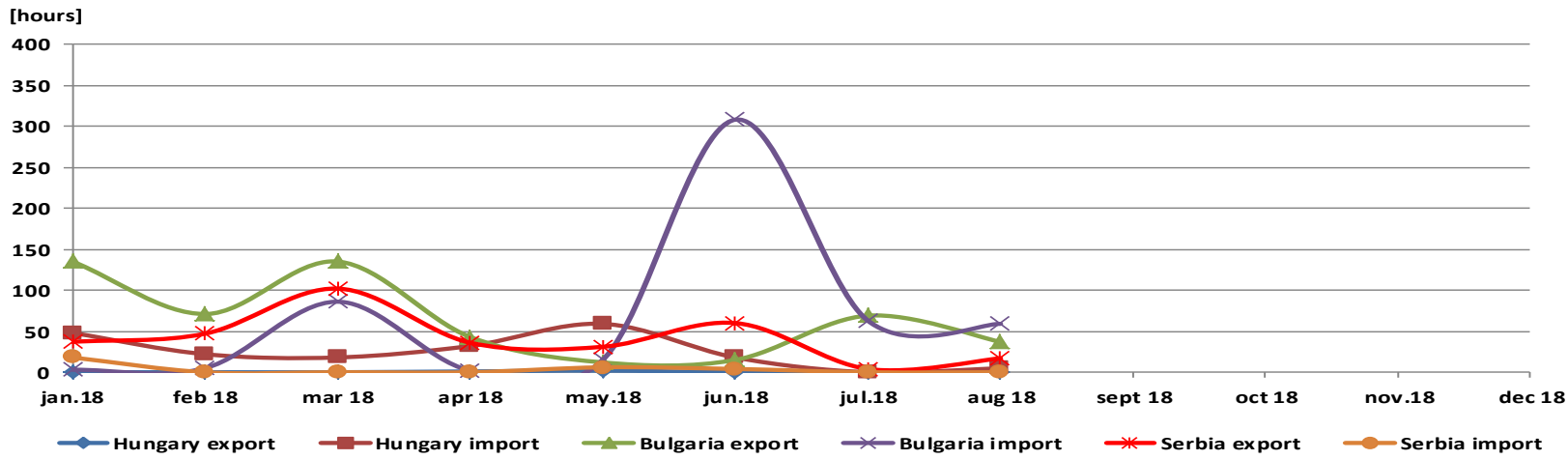
Ukraine (monthly averages values, MW)	jan.18	feb.18	mar.18	apr.18	may.18	jun.18	jul.18	aug.18	sept.18	oct.18	nov.18	dec.18
UA NTC Exp (-)	-50	-50	-50	-42	0	-10	-27	-34				
UA Cross-border Schedules Exp (-)	-3	-5	-8	-5	-	0	-16	-7				
UA NTC Imp (+)	50	300	200	167	63	63	169	244				
UA Cross-border Schedules Imp (+)	6	6	4	1	6	5	4	1				

The level of usage was calculated as ratio between total cross-border schedules (capacity nominated on long and short term) and NTC. From the beginning of the year, the average values (arithmetic) of usage level are: 18.08 % on export direction and 4.7 % on import direction.

Maximization of NTC Usage

CET

Number of hours in which the sum of nominated cross-border schedules is higher than NTC



Number of hours	jan.18	feb 18	mar 18	apr 18	may.18	jun.18	jul.18	aug 18	sept 18	oct 18	nov.18	dec 18
Hungary export	0	0	0	1	2	0	0	0				
Hungary import	48	22	18	32	59	18	0	5				
Bulgaria export	135	71	135	43	12	15	69	37				
Bulgaria import	3	5	86	2	15	308	63	59				
Serbia export	37	47	102	36	31	60	4	17				
Serbia import	18	0	0	0	6	4	0	0				

By making efficient use of the interconnection (applying “netting” principle in daily and intra-day offered capacity calculation) there are some hours in which sum of nominated cross-border schedules is higher than the NTC.

Synthesis (C1, C3, HHI) on type of auction and total values

August 2018

Border	Auction												Total		
	Yearly			Monthly			Daily			Intraday					
	C1 [%]	C3 [%]	HHI	C1 [%]	C3 [%]	HHI	C1 [%]	C3 [%]	HHI	C1 [%]	C3 [%]	HHI	C1 [%]	C3 [%]	HHI
Hungary import	31.14	65.71	1919	46.43	73.21	2717	-	-	-	97.22	100.00	9455	33.72	62.46	1791
Hungary export	30.00	73.14	1983	20.21	50.57	1276	-	-	-	86.69	99.98	7611	23.06	58.71	1349
Bulgaria import	21.00	51.00	1332	35.00	71.88	2298	31.33	60.78	1703	-	-	-	20.23	53.07	1173
Bulgaria export	32.00	63.00	1834	25.00	58.33	1525	31.48	74.96	2220	-	-	-	24.04	62.66	1515
Serbia import	59.33	82.67	3881	28.91	54.93	1539	26.56	72.88	2185	100.00	100.00	10000	24.15	59.35	1505
Serbia export	36.50	76.00	2323	22.12	63.54	1651	48.11	88.98	3253	100.00	100.00	10000	28.50	62.59	1701
Ukraine import	-	-	-	62.69	90.55	4412	-	-	-	-	-	-	62.69	90.55	4412
Ukraine export	-	-	-	50.00	100.00	5000	-	-	-	-	-	-	50.00	100.00	5000
Moldavia import	-	-	-	-	-	-	-	-	-	-	-	-	-	-	-

Note:

- Starting with 20.11.2014, on Hungarian border the implicit daily allocation is done through the market coupling mechanism of CZ-SK-HU day-ahead electricity markets.
- Starting with 01.01.2015, intraday auctions are no longer organized on the Bulgarian border, since the Bulgarian market rules do not allow intraday cross-border exchanges.

Email: Monitorizare.Piata@transelectrica.ro

Fax: 021 3035630