

MARKET MONITORING REPORT

Market for Allocation of Cross-Border Capacities

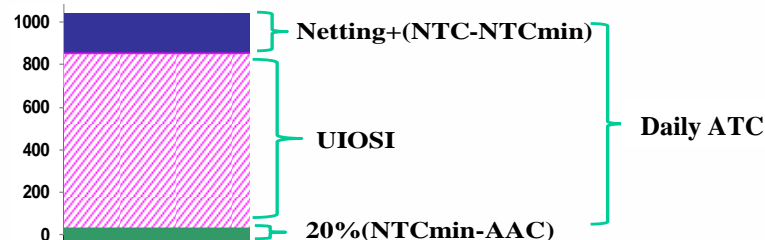
October 2018

ANRE - Romanian Energy Regulatory Authority
HHI - Herfindahl-Hirschman Index
BRP - Balance Responsible Party
BM - Balancing Market
DAM - Day Ahead Market
TSO - Transmission System Operator
DU – Dispatchable Unit
PN – Physical Notification
NDC - National Dispatching Center
C1 – The market share of the largest market participant
C3 – Total market share of top 3 market participants
NPS – Minimum number of residual generators
TTC – Total Transfer Capacity
NTC – Net Transfer Capacity
ATC – Available Transfer Capacity

According to the Commercial Code, Transelectrica, the Romanian Transmission System Operator, operates and monitors the activity of 3 types of markets: Balancing Market, Ancillary Services Market and Market for Allocation of Cross-Border Capacities.

Using the records from the markets data bases, Transelectrica prepares daily, weekly and monthly monitoring reports. A part of the data included in these reports (those data which are not confidential) is published on the website **www.transelectrica.ro**

- According to the agreements between Transelectrica and neighbors for year 2018 :
 - ✓ on the Bulgarian border, the bilateral coordinated allocation is done for 100% of total capacity by Transelectrica for long term auctions and by ESO EAD for daily auctions. The “netting” principle is applied to daily allocation. Starting with 01.01.2015, intraday auctions are no longer organized on the Bulgarian border, since the Bulgarian market rules are not allowing intraday cross-border exchanges, modifications of the notified schedules after 15:30 (CET) in D-1 for day D are prohibited.
 - ✓ on the Hungarian border, the bilateral coordinated allocation, is done for 100% of total capacity by MAVIR for long term auctions (based on Allocation Rules for Forward Capacity Allocation (HAR) and border specific Annex) and by Transelectrica for intra-day auctions. Implicit daily allocations are held since the CZ-SK-HU-RO day-ahead market coupling. In the event of decoupling, MAVIR is in charge with the explicit daily auctions (shadow auctions) for RO-HU border. The “netting” is applied to daily and intra-day allocation.
 - ✓ on the Serbian border, the bilateral coordinated allocation, is done for 100% of total capacity by EMS (Serbia) for daily auctions and by Transelectrica for long term daily and intra-day auctions. The “netting” is applied to daily and intra-day allocation.
 - ✓ *The („ use it or sell it”)* principle is applied on Hungarian, Bulgarian and Serbian borders.
 - ✓ on Hungarian and Bulgarian borders is applied:
 - ✓ reservation of a percentage of interconnection capacity for short term auction, offered capacity being calculated as 80% of the minimum of available capacities of all periods of the month;
 - ✓ introduction of UIOSI („ use it or sell it”) principle.
- Transelectrica’s auctions are held on Damas platform, with euro currency trading.
- Starting with 1st of January 2018, on Romania – Bulgaria and Romania – Serbia borders and starting with 1st of February 2018 on Romania – Hungary border, the use of the physical transport rights is performed in accordance with the m:n nomination principle, for all time horizons.
- Long term auction results on the Hungarian border and daily auction results on the Bulgarian and Serbian borders (auction prices, allocated capacities) are provided by the respective TSO’s.
- The intra-day allocation is done in six auction sessions for time intervals: 00:00-04:00, 04:00-08:00, 08:00-12:00, 12:00-16:00, 16:00-20:00, 20:00-00:00 CET.



- Usage of allocated capacity on Ukrainian and Moldavian border is restricted by Ukrainian TSO agreement and respectively by the approval of the distribution operator of the passive consumption islands.
- In October 2018, auctions were held as:
 - import/export Hungary*: 01 – 31.10.2018;
 - import/export Bulgaria: 01 – 21.10.2018; 22 – 31.10.2018;
 - import Serbia: 01 – 16.10.2018; 17 – 21.10.2018; 22 – 26.10.2018; 27 – 28.10.2018; 29 – 31.10.2018;
 - export Serbia: 01 – 05.10.2018; 06 – 07.10.2018; 08 – 12.10.2018; 13 – 16.10.2018; 17 – 19.10.2018; 20 – 23.10.2018; 24 – 26.10.2018; 27 – 28.10.2018; 29 – 31.10.2018;
 - import Ukraine: 17 – 21.10.2018; 27 – 28.10.2018;
 - export Ukraine: 20 – 23.10.2018; 25.10.2018; 27 – 28.10.2018.
- In October 2018 there were no auctions held on Moldavian border.
- Available capacity was zero on Ukrainian border during the following periods:
 - ✓ 17 – 19.10.2018; 24.10.2018; 26.10.2018; 29 – 31.10.2018 on export direction;
 - ✓ 22 – 26.10.2018; 29 – 31.10.2018 on import direction.
- Between 01 – 16.10.2018, the 400 kV OHL Rosiori – Mukacevo was out of operation for planned maintenance program, so available transfer capacity was zero on the Ukrainian border.
- Due to lack of request from participants, there was capacity not allocated at monthly auction as it follows:
 - on import direction from Ukraine:
 - 134 MW during the periods 17 – 21.10.2018; 27 – 28.10.2018.

* according to the allocation rules, monthly offered capacity was calculated taking into account the minimum of NTC's monthly value.

Monthly auction Results of 01 – 31 October 2018

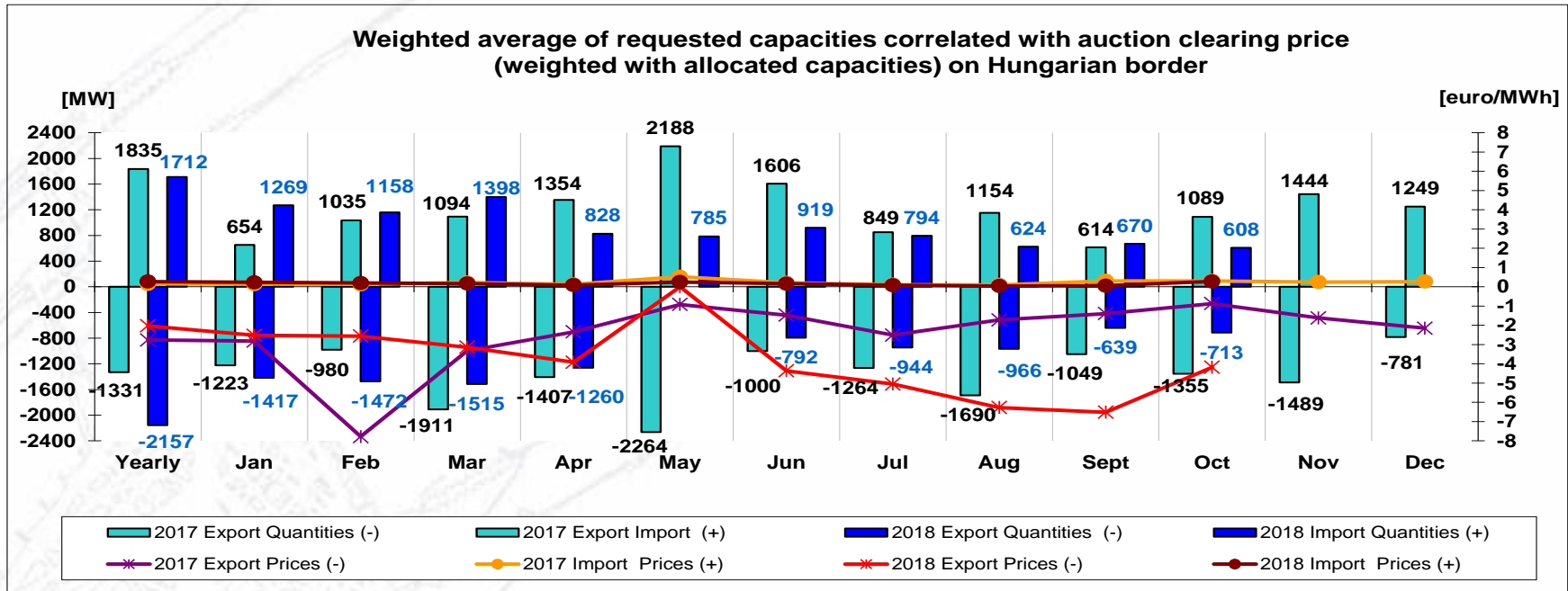
	Prices [euro/MWh]	Capacities [MW]								
	Results	TTC	NTC	ATC	AAC	Reserved	Offered	Requested	Allocated	Final Rights*
Hungary export										
01 - 03 October 2018	4.18	550	450	100	350	0	80	713	80	430
04 - 05 October 2018	4.18	600	500	150	350	0	80	713	80	430
06 - 12 October 2018	4.18	650	550	200	350	0	80	713	80	430
13 - 14 October 2018	4.18	700	600	250	350	0	80	713	80	430
15 - 16 October 2018	4.18	650	550	200	350	0	80	713	80	430
17 - 19 October 2018	4.18	600	500	150	350	0	80	713	80	430
20 - 23 October 2018	4.18	650	550	200	350	0	80	713	80	430
24 October 2018	4.18	600	500	150	350	0	80	713	80	430
25 - 26 October 2018	4.18	650	550	200	350	0	80	713	80	430
27 - 28 October 2018	4.18	750	650	300	350	0	80	713	80	430
29 - 31 October 2018	4.18	550	450	100	350	0	80	713	80	430
Hungary import										
01 - 16 October 2018	0.28	600	500	150	350	0	120	608	120	470
17 - 21 October 2018	0.28	800	700	350	350	0	120	608	120	470
22 - 26 October 2018	0.28	600	500	150	350	0	120	608	120	470
27 - 28 October 2018	0.28	800	700	350	350	0	120	608	120	470
29 - 31 October 2018	0.28	600	500	150	350	0	120	608	120	470
Bulgaria export										
01 - 21 October 2018	0.44	450	350	250	100	-	200	550	200	300
22 - 31 October 2018	0.67	350	250	150	100	-	120	490	120	220
Bulgaria import										
01 - 21 October 2018	10.25	500	400	300	100	-	240	537	240	340
22 - 31 October 2018	13.21	400	300	200	100	-	160	541	160	260

* final rights = monthly allocated capacity + yearly allocated capacity after withdrawals.

Monthly auction Results of 01 – 31 October 2018

	Prices [euro/MWh]	Capacities [MW]								
	Results	TTC	NTC	ATC	AAC	Reserved	Offered	Requested	Allocated	Final Rights*
Serbia export										
01 - 05 October 2018	3.50	500	400	200	200	-	200	474	200	400
06 - 07 October 2018	2.41	600	500	300	200	-	300	494	300	500
08 - 12 October 2018	3.10	500	400	200	200	-	200	334	200	400
13 - 16 October 2018	2.82	600	500	300	200	-	300	419	300	500
17 - 19 October 2018	3.75	450	350	150	200	-	150	374	150	350
20 - 23 October 2018	3.00	550	450	250	200	-	250	394	250	450
24 - 26 October 2018	3.67	500	400	200	200	-	200	394	200	400
27 - 28 October 2018	1.77	600	500	300	200	-	300	424	300	500
29 - 31 October 2018	4.34	350	250	50	200	-	50	185	50	250
Serbia import										
01 - 16 October 2018	0.06	450	350	200	150	-	200	551	200	350
17 - 21 October 2018	0.01	900	800	650	150	-	650	761	650	800
22 - 26 October 2018	0.02	500	400	250	150	-	250	556	250	400
27 - 28 October 2018	0.01	900	800	650	150	-	650	731	650	800
29 - 31 October 2018	0.03	550	450	300	150	-	300	631	300	450
Ukraine export										
01 - 16 October 2018	-	0	0	-	-	-	-	-	-	-
17 - 19 October 2018	-	0	0	-	-	-	-	-	-	-
20 - 23 October 2018	0.08	150	50	50	-	-	50	71	50	50
24 October 2018	-	0	0	-	-	-	-	-	-	-
25 October 2018	0.08	150	50	50	-	-	50	71	50	50
26 October 2018	-	0	0	-	-	-	-	-	-	-
27 - 28 October 2018	0.02	150	50	50	-	-	50	71	50	50
29 - 31 October 2018	-	0	0	-	-	-	-	-	-	-
Ukraine import										
01 - 16 October 2018	-	0	0	-	-	-	-	-	-	-
17 - 21 October 2018	0.00	400	300	300	-	-	300	166	166	166
22 - 26 October 2018	-	0	0	-	-	-	-	-	-	-
27 - 28 October 2018	0.00	400	300	300	-	-	300	166	166	166
29 - 31 October 2018	-	0	0	-	-	-	-	-	-	-
Moldavia export										
01 - 31 October 2018	-	-	-	-	-	-	-	-	-	-
Moldavia import										
01 - 31 October 2018	-	-	-	-	-	-	-	-	-	-
RO_Vulcanesti	-	-	-	-	-	-	-	-	-	-
01 - 31 October 2018	-	-	-	-	-	-	-	-	-	-
RO_Costesti	-	-	-	-	-	-	-	-	-	-
01 - 31 October 2018	-	-	-	-	-	-	-	-	-	-
RO_Cioara	-	-	-	-	-	-	-	-	-	-

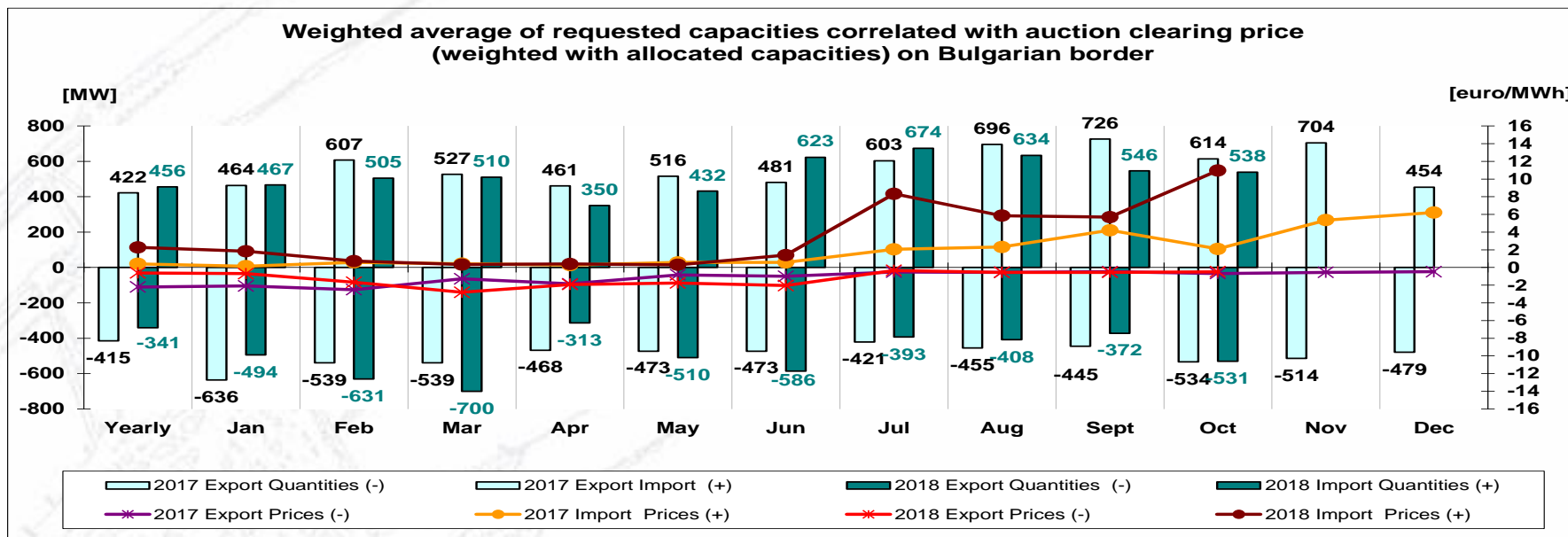
* final rights = monthly allocated capacity + yearly allocated capacity after withdrawals.



Border	Yearly	Jan. 18	Feb.18	Mar.18	Apr.18	May 18	Jun. 18	Jul. 18	Aug. 18	Sept. 18	Oct. 18	Nov.18	Dec. 18
Hungary export	2.03	2.52	2.56	3.14	3.92	-	4.36	5.05	6.27	6.51	4.18		
Hungary import	0.27	0.23	0.20	0.17	0.09	0.25	0.16	0.08	0.04	0.06	0.28		

Border	Yearly	Jan. 17	Feb.17	Mar.17	Apr.17	May 17	Jun. 17	Jul. 17	Aug. 17	Sept. 17	Oct. 17	Nov.17	Dec. 17
Hungary export	2.76	2.82	7.78	3.32	2.34	0.92	1.47	2.51	1.72	1.39	0.87	1.62	2.15
Hungary import	0.15	0.14	0.13	0.22	0.13	0.52	0.21	0.11	0.10	0.31	0.31	0.25	0.27

- Compared with the similar month of 2018, in October 2018 the auction price significantly increased on export direction, while offered capacity and capacity request were lower. In October 2018, monthly auction price was still low on import direction.

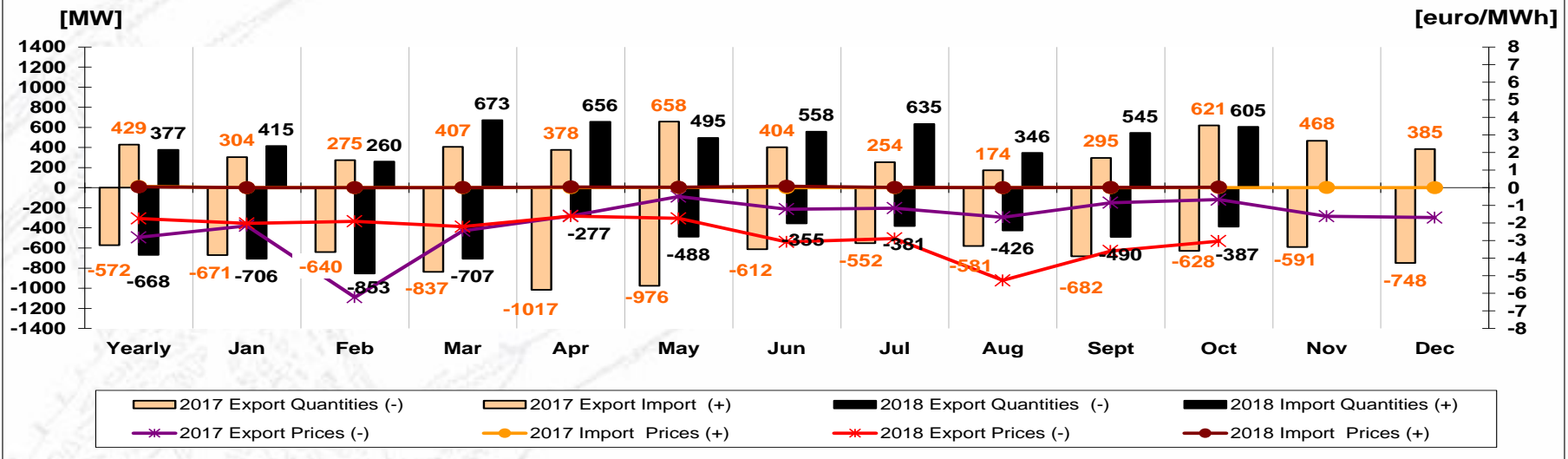


Border	Yearly	Jan. 18	Feb.18	Mar.18	Apr.18	May 18	Jun. 18	Jul. 18	Aug. 18	Sept. 18	Oct. 18	Nov.18	Dec. 18
Bulgaria export	0.62	0.69	1.67	2.81	1.92	1.75	2.05	0.33	0.55	0.55	0.49		
Bulgaria import	2.27	1.83	0.72	0.33	0.40	0.30	1.40	8.33	5.85	5.69	10.96		

Border	Yearly	Jan. 17	Feb.17	Mar.17	Apr.17	May 17	Jun. 17	Jul. 17	Aug. 17	Sept. 17	Oct. 17	Nov.17	Dec. 17
Bulgaria export	2.21	2.09	2.51	1.28	1.85	0.84	1.00	0.52	0.55	0.48	0.68	0.55	0.48
Bulgaria import	0.41	0.15	0.58	0.43	0.27	0.57	0.57	2.05	2.31	4.21	2.10	5.35	6.21

- Compared with previous year, in October 2018 the auction price maintained on low values on export direction, while offered capacity was higher and capacity request was comparable. The auction price significantly increased on import direction, while offered capacity was higher and capacity request was lower.

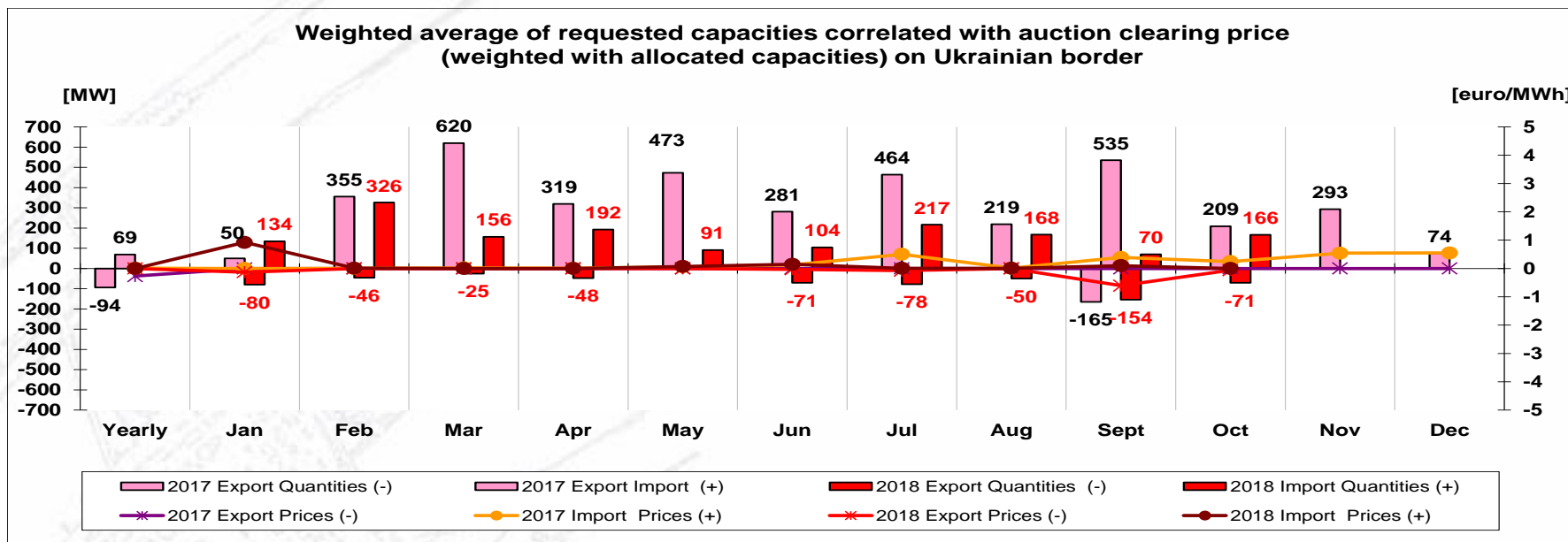
Weighted average of requested capacities correlated with auction clearing price (weighted with allocated capacities) on Serbian border



Border	Yearly	Jan. 18	Feb.18	Mar.18	Apr.18	May 18	Jun. 18	Jul. 18	Aug. 18	Sept. 18	Oct. 18	Nov.18	Dec. 18
Serbia export	1.75	2.03	1.91	2.22	1.62	1.75	3.08	2.89	5.27	3.60	3.04		
Serbia import	0.05	0.00	0.00	0.01	0.04	0.03	0.08	0.01	0.00	0.01	0.03		

Border	Yearly	Jan. 17	Feb.17	Mar.17	Apr.17	May 17	Jun. 17	Jul. 17	Aug. 17	Sept. 17	Oct. 17	Nov.17	Dec. 17
Serbia export	2.82	2.16	6.23	2.45	1.60	0.50	1.22	1.16	1.68	0.86	0.67	1.62	1.69
Serbia import	0.07	0.00	0.00	0.00	0.00	0.01	0.00	0.00	0.00	0.01	0.01	0.01	0.00

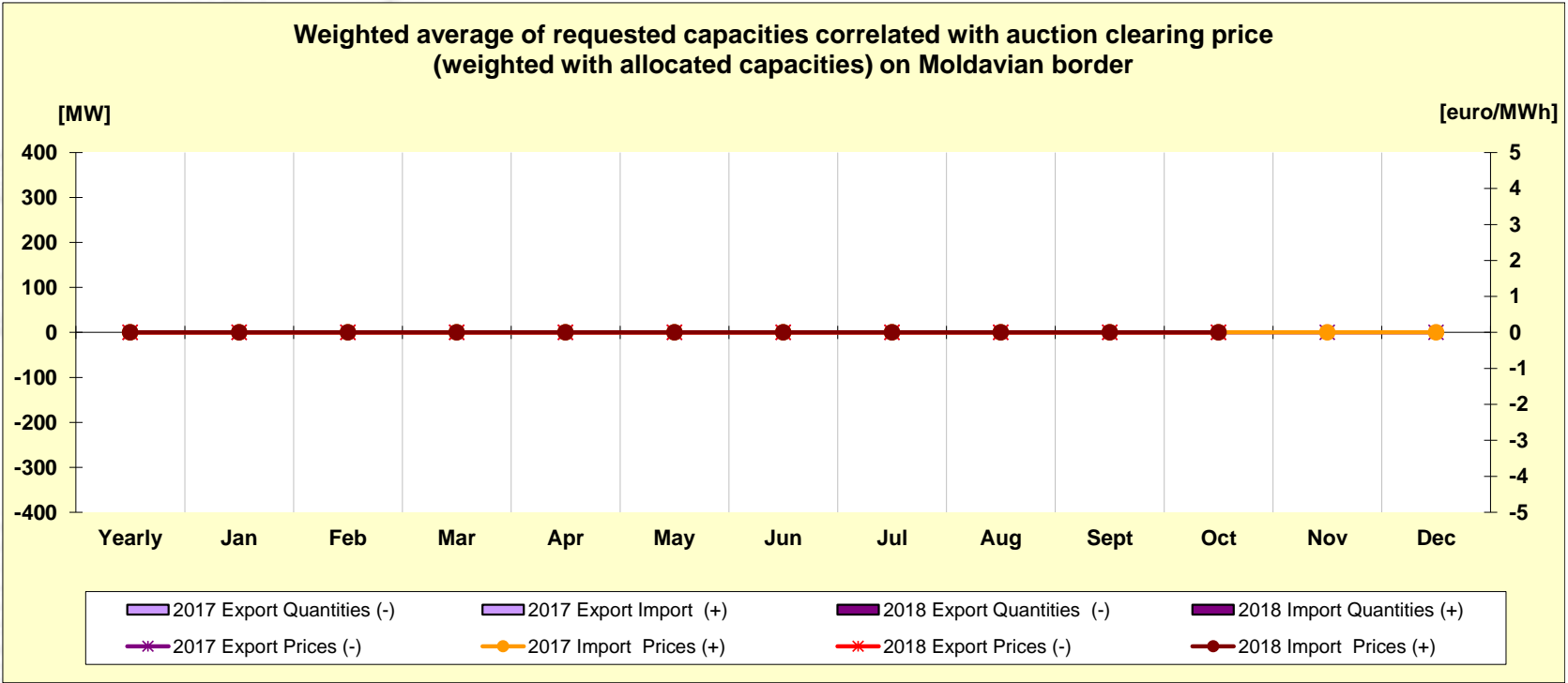
- Compared with previous year, in October 2018 the auction price increased on export direction, while offered capacity and capacity request were lower. In October 2018 monthly auction price was low on import direction, while offered capacity and capacity request were lower.



Border	Yearly	Jan. 18	Feb.18	Mar.18	Apr.18	May 18	Jun. 18	Jul. 18	Aug. 18	Sept. 18	Oct. 18	Nov.18	Dec. 18
Ukraine export	-	0.13	0.00	0.00	0.00	-	0.03	0.08	0.00	0.61	0.06	-	-
Ukraine import	-	0.92	0.01	0.00	0.00	0.07	0.15	0.01	0.01	0.10	0.00	-	-

Border	Yearly	Jan. 17	Feb.17	Mar.17	Apr.17	May 17	Jun. 17	Jul. 17	Aug. 17	Sept. 17	Oct. 17	Nov.17	Dec. 17
Ukraine export	0.27	-	-	-	-	-	-	-	-	0.00	-	-	-
Ukraine import	0.01	0.00	0.00	0.02	0.01	0.06	0.13	0.50	0.01	0.39	0.24	0.54	0.55

- Compared with previous year, in October 2018 capacity request decreased and auction price was zero on import direction, while offered capacity was lower. Compared with similar period of the previous year, in October 2018 offered capacity was different from zero and the auction price was low on export direction.

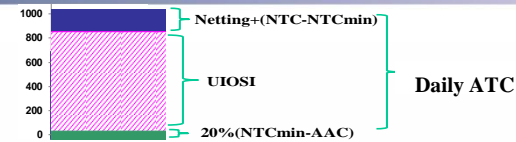


Border	Yearly	Jan. 18	Feb.18	Mar.18	Apr.18	May 18	Jun. 18	Jul. 18	Aug. 18	Sept. 18	Oct. 18	Nov.18	Dec. 18
Moldavia export	-	-	-	-	-	-	-	-	-	-	-	-	-
Moldavia import	-	-	-	-	-	-	-	-	-	-	-	-	-

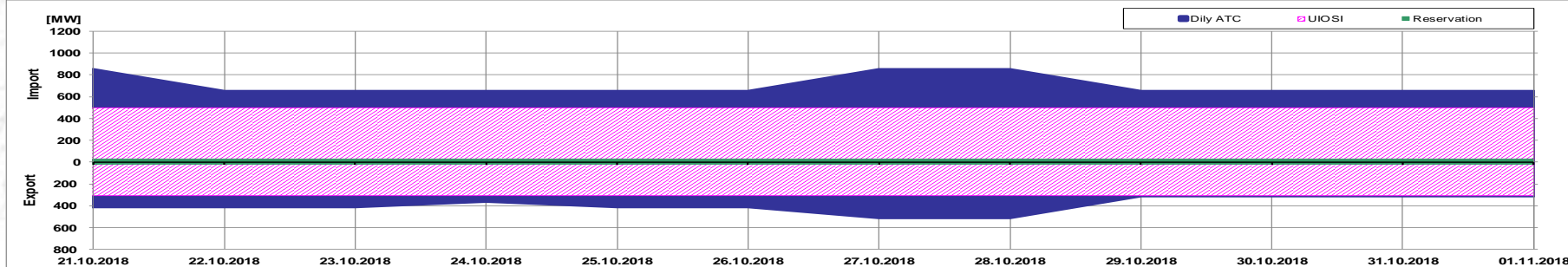
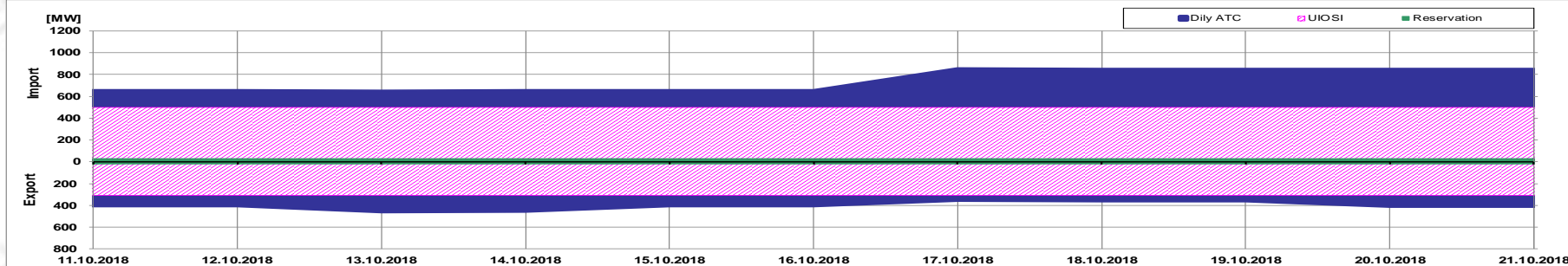
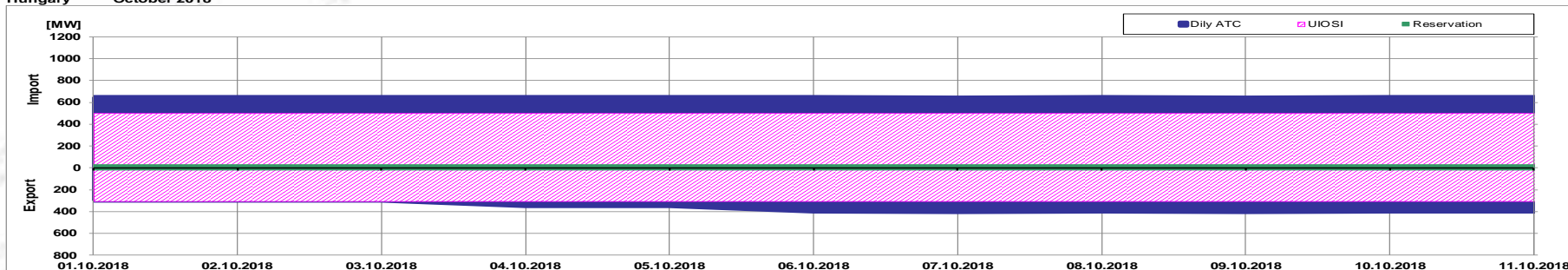
Border	Yearly	Jan. 17	Feb.17	Mar.17	Apr.17	May 17	Jun. 17	Jul. 17	Aug. 17	Sept. 17	Oct. 17	Nov.17	Dec. 17
Moldavia export	-	-	-	-	-	-	-	-	-	-	-	-	-
Moldavia import	-	-	-	-	-	-	-	-	-	-	-	-	-

Daily implicit Auctions on Romanian – Hungarian border

Reserved Capacity [MW] average value		Unused Capacity [MW] average value	
RO-HU	HU-RO	RO-HU	HU-RO
20	30	283	470

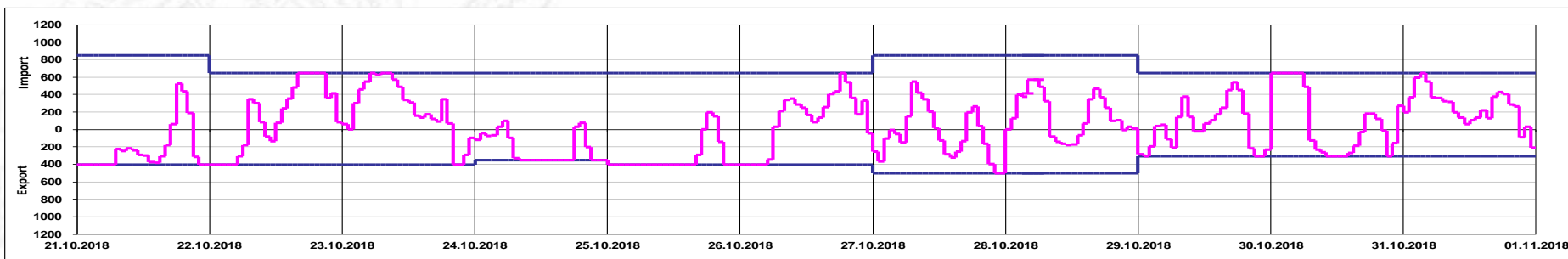
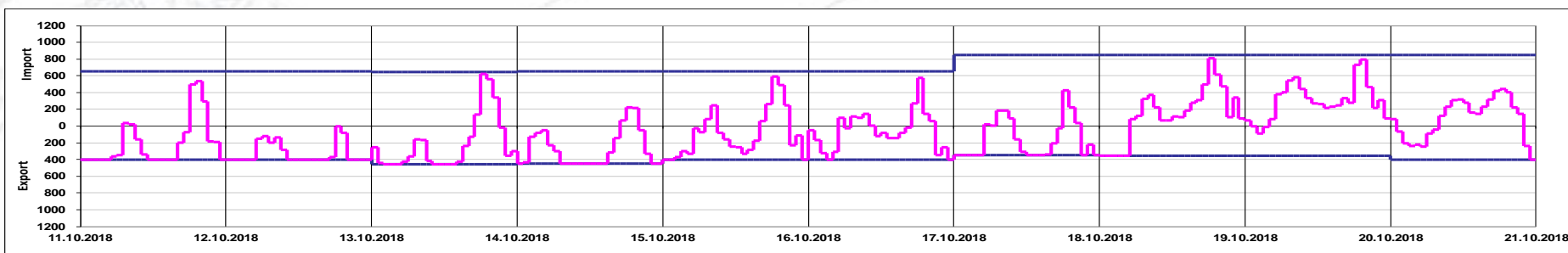
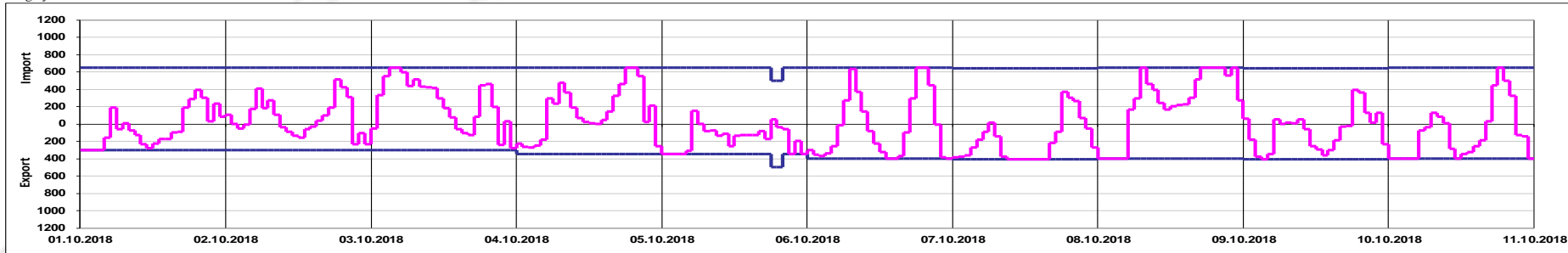


Hungary October 2018



Public

Hungary October 2019



Offered Capacity on Daily Auction [MW]

Net Position Border RO – HU [MWh]

Public

Congestion Prices [Euro/MWh]

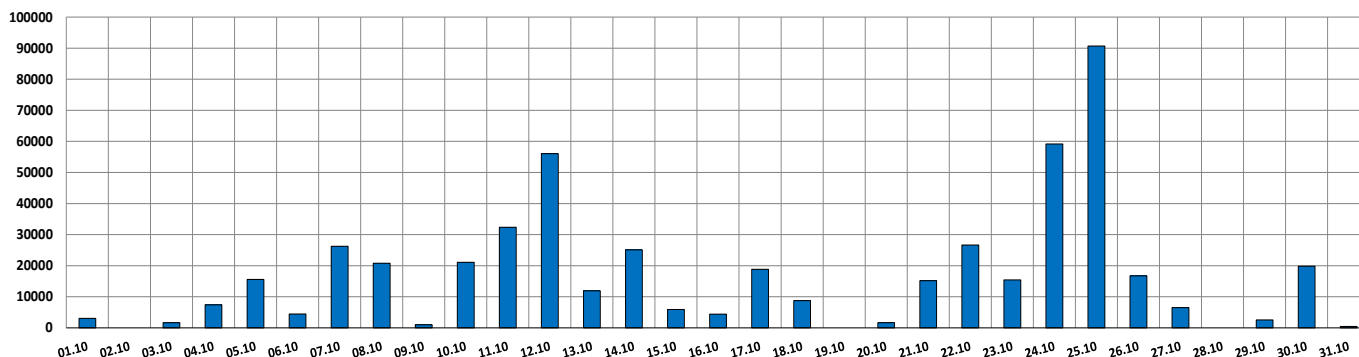
Day	1	2	3	4	5	6	7	8	9	10	11	12	13	14	15	16	17	18	19	20	21	22	23	24	25	Max	
1	3.18	9.14	5.12	2.76	-	-	-	-	-	-	-	-	-	-	-	-	-	-	-	-	-	-	-	-	-	9.14	
2	-	-	-	-	-	-	-	-	-	-	-	-	-	-	-	-	-	-	-	-	-	-	-	-	-	-	0.00
3	-	-	-	0.46	4.60	-	-	-	-	-	-	-	-	-	-	-	-	-	-	-	-	-	-	-	-	-	4.60
4	-	-	-	-	-	-	-	-	-	-	-	-	-	-	-	-	-	-	-	16.10	6.72	-	-	-	-	-	16.10
5	14.98	14.28	12.29	9.80	-	-	-	-	-	-	-	-	-	-	-	-	-	-	-	-	-	19.87	-	-	17.80	19.87	
6	-	-	-	-	-	-	-	-	-	-	-	-	-	0.65	2.62	-	-	-	0.88	2.64	-	-	-	-	13.33	13.33	
7	-	-	-	-	-	-	-	-	-	14.68	22.10	25.30	23.29	18.71	15.78	9.87	-	-	-	-	-	-	-	-	-	25.30	
8	19.03	13.92	8.23	4.53	2.95	-	-	3.02	-	-	-	-	-	-	-	-	-	5.00	12.53	7.73	1.46	-	-	4.22	-	19.03	
9	-	-	-	4.93	-	-	-	-	-	-	-	-	-	-	-	-	-	-	-	-	-	-	-	-	-	4.93	
10	18.98	18.05	16.66	15.19	14.08	-	-	-	-	-	-	3.79	-	-	-	-	-	-	1.54	-	-	-	-	-	16.15	18.98	
11	16.24	15.45	11.12	6.59	7.20	-	-	-	-	-	-	24.24	18.71	25.83	16.81	3.65	-	-	-	-	-	-	-	-	16.01	25.83	
12	7.00	8.51	7.02	3.35	4.48	-	-	-	-	-	-	14.10	23.61	28.81	28.13	28.79	31.19	30.49	-	-	-	1.87	24.26	21.01	17.57	31.19	
13	-	-	1.08	1.51	1.58	-	-	-	-	-	-	16.03	17.14	6.24	8.74	-	-	-	-	-	-	-	-	-	-	17.14	
14	3.98	-	-	-	-	-	-	1.79	6.00	11.29	16.91	18.64	17.94	9.56	2.50	-	-	-	-	-	-	-	-	14.41	8.58	18.64	
15	18.52	9.66	-	-	-	-	-	-	-	-	-	-	-	-	-	-	-	-	-	-	-	-	-	-	1.28	18.52	
16	-	-	-	4.13	-	-	-	-	-	-	-	-	-	-	-	-	-	-	-	-	-	-	-	-	17.92	17.92	
17	14.25	13.66	12.64	11.65	10.07	-	-	-	-	-	-	-	0.29	9.70	8.92	-	-	-	-	-	-	-	-	-	17.71	17.71	
18	13.36	12.57	9.19	8.21	6.13	-	-	-	-	-	-	-	-	-	-	-	-	-	-	-	-	-	-	-	-	13.36	
19	-	-	-	-	-	-	-	-	-	-	-	-	-	-	-	-	-	-	-	-	-	-	-	-	-	0.00	
20	-	-	-	-	-	-	-	-	-	-	-	-	-	-	-	-	-	-	-	-	-	-	-	-	-	8.21	8.21
21	10.03	7.71	7.73	5.09	5.03	5.87	5.02	-	-	-	-	-	-	-	-	-	-	-	-	-	-	-	-	16.02	12.42	16.02	
22	15.30	10.43	11.90	8.86	7.06	-	-	-	-	-	-	-	-	-	-	-	-	1.78	7.15	23.57	16.45	-	-	-	-	23.57	
23	-	-	-	-	-	12.80	-	9.59	13.16	-	-	-	-	-	-	-	-	-	-	-	-	9.22	10.33	-	-	13.16	
24	-	-	-	-	-	-	-	-	20.24	12.53	33.97	39.29	37.55	36.22	34.05	33.88	35.32	8.19	-	-	-	-	25.27	6.23	10.50	39.29	
25	14.55	13.44	7.11	4.24	2.60	9.99	27.76	29.24	14.77	38.35	37.40	43.60	32.19	29.15	25.63	6.03	-	-	-	-	-	29.73	34.74	47.21	47.21	47.21	
26	14.33	15.97	16	14.94	13.45	-	-	-	-	-	-	-	-	-	-	-	-	-	4.96	-	-	-	-	-	-	15.97	
27	-	-	-	-	-	-	-	-	-	-	-	-	-	-	-	-	-	-	-	-	-	-	-	16.40	9.43	16.40	
28	-	-	-	-	-	-	-	-	-	-	-	-	-	-	-	-	-	-	-	-	-	-	-	-	-	0.00	
29	-	3.06	-	-	-	-	-	-	-	-	-	-	-	-	-	-	-	-	-	-	-	-	-	-	-	10.48	10.48
30	10.46	7.99	6.09	6.57	6.09	10.99	-	-	-	-	3.43	12.00	5.94	4.82	-	-	-	-	-	-	-	10.48	3.32	-	-	12.00	
31	-	-	-	1.37	-	-	-	-	-	-	-	-	-	-	-	-	-	-	-	-	-	-	-	-	-	1.37	

Average 13.24 EUR/MWh

Public

Daily implicit Auctions on Romanian – Hungarian border

Congestion Income RO

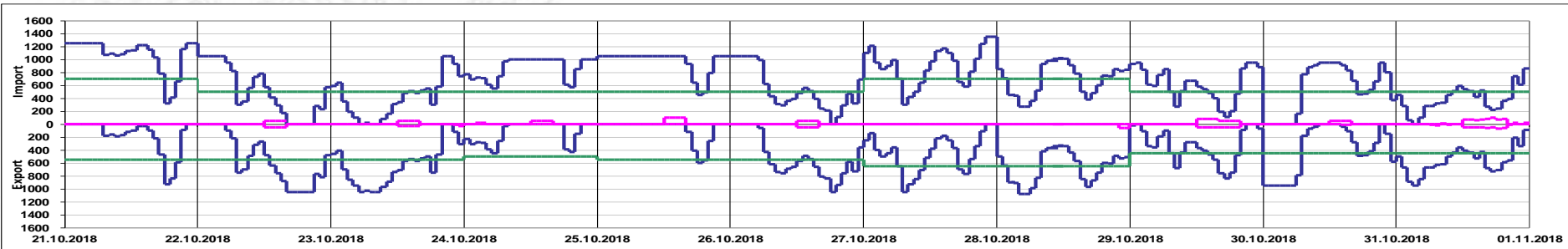
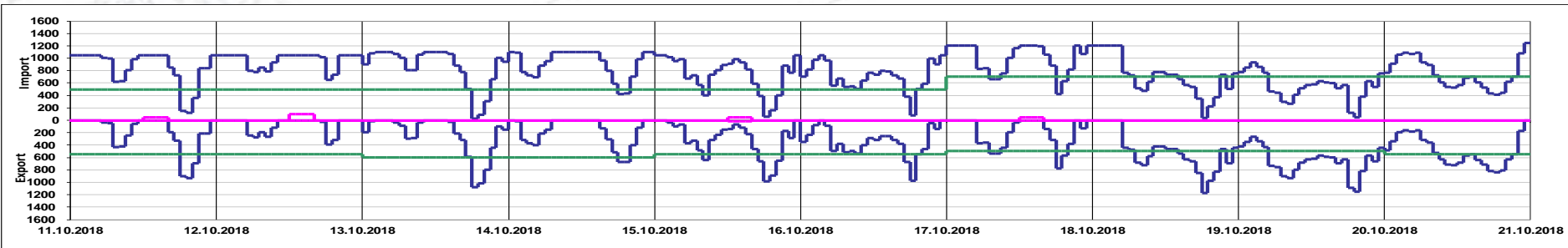
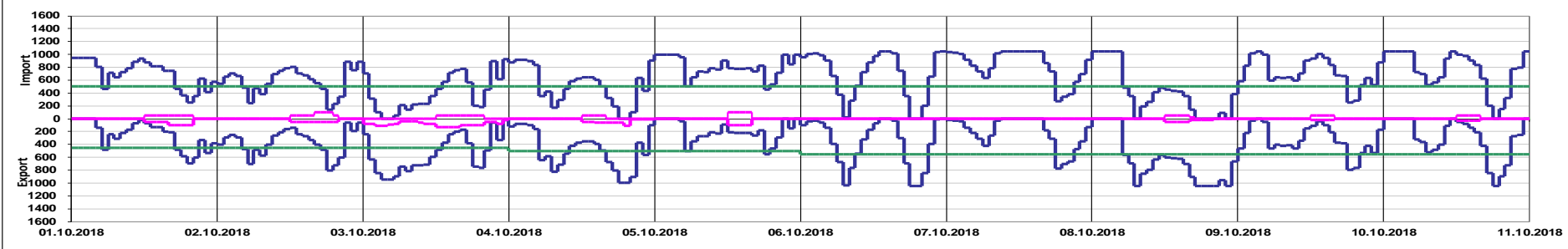


Day	Congestion Income border RO-HU [Euro]	Congestion Income RO [Euro]
01.10	6060	3030
02.10	0	0
03.10	3289	1645
04.10	14833	7417
05.10	31157	15579
06.10	8928	4464
07.10	52541	26270
08.10	41538	20769
09.10	1997	998
10.10	42161	21081
11.10	64740	32370
12.10	112076	56038
13.10	23806	11903
14.10	50220	25110
15.10	11784	5892
16.10	8820	4410
17.10	37653	18827
18.10	17558	8779
19.10	0	0
20.10	3325	1663
21.10	30343	15171
22.10	53261	26630
23.10	30848	15424
24.10	118300	59150
25.10	181331	90665
26.10	33428	16714
27.10	13044	6522
28.10	0	0
29.10	5142	2571
30.10	39659	19830
31.10	884	442
Total	1038724	519362

Daily Income [Euro]		Remuneration UIOSI [Euro]	
RO-HU	HU-RO	RO-HU	HU-RO
905571	133153	653171	96782
1038724		749954	

TSO Income (Z-R) [Euro]	RO TSO Income (Z-R) [Euro]
288771	144385

Hungary October 2018



Offered Capacity on Intraday Auction Import (+) / Export (-) [MW]

Allocated Capacity on Intraday Auction Import (+) / Export (-) [MW]

Net Transfer Capacity (NTC) Import (+) / Export (-) [MW]

Public

Auction Price [Euro/MWh] - Export

Day	1	2	3	4	5	6	7	8	9	10	11	12	13	14	15	16	17	18	19	20	21	22	23	24	Max
1	-	-	-	-	0.00	0.00	0.00	0.00	0.00	0.00	0.00	0.00	0.00	0.00	0.00	0.00	0.00	0.00	0.00	0.00	0.00	0.00	0.00	0.00	0.00
2	0.00	0.00	0.00	0.00	0.00	0.00	0.00	0.00	0.00	0.00	0.00	0.00	0.00	0.00	0.00	0.00	0.00	0.00	0.00	0.00	0.00	0.00	0.00	0.00	0.00
3	0.00	0.00	0.00	0.00	0.00	0.00	0.00	0.00	0.00	0.00	0.00	0.00	0.00	0.00	0.00	0.00	0.00	0.00	0.00	0.00	0.00	0.00	0.00	0.00	0.00
4	0.00	0.00	0.00	0.00	0.00	0.00	0.00	0.00	0.00	0.00	0.00	0.00	0.00	0.00	0.00	0.00	0.00	0.00	0.00	0.00	0.00	0.00	0.00	0.00	0.00
5	-	-	-	-	0.00	0.00	0.00	0.00	0.00	0.00	0.00	0.00	0.00	0.00	0.00	0.00	0.00	0.00	0.00	0.00	0.00	0.00	0.00	0.00	0.00
6	0.00	0.00	0.00	0.00	0.00	0.00	0.00	0.00	0.00	0.00	0.00	0.00	0.00	-	-	0.00	0.00	0.00	0.00	0.00	0.00	0.00	0.00	0.00	0.00
7	0.00	0.00	0.00	0.00	0.00	0.00	0.00	0.00	0.00	-	-	-	-	-	-	0.00	0.00	0.00	0.00	0.00	0.00	0.00	0.00	0.00	0.00
8	-	-	-	-	-	0.00	0.00	0.00	0.00	0.00	0.00	0.00	0.00	0.00	0.00	0.00	0.00	0.00	0.00	0.00	0.00	0.00	0.00	0.00	0.00
9	0.00	0.00	0.00	-	0.00	0.00	0.00	0.00	0.00	0.00	0.00	0.00	0.00	0.00	0.00	0.00	0.00	0.00	0.00	0.00	0.00	0.00	0.00	0.00	0.00
10	-	-	-	-	-	0.00	0.00	0.00	0.00	0.00	0.00	-	0.00	0.00	0.00	0.00	0.00	0.00	0.00	0.00	0.00	0.00	0.00	-	0.00
11	-	-	-	-	-	0.00	0.00	0.00	0.00	0.00	0.00	-	-	-	-	-	0.00	0.00	0.00	0.00	0.00	0.00	0.00	-	0.00
12	-	-	-	-	-	0.00	0.00	0.00	0.00	0.00	-	-	-	-	-	-	0.00	0.00	0.00	0.00	-	-	-	-	0.00
13	0.00	0.00	-	-	-	0.00	0.00	0.00	0.00	0.00	-	-	-	-	0.00	0.00	0.00	0.00	0.00	0.00	0.00	0.00	0.00	0.00	0.00
14	-	0.00	0.00	0.00	0.00	0.00	0.00	-	-	-	-	-	-	-	0.00	0.00	0.00	0.00	0.00	0.00	0.00	0.00	0.00	-	0.00
15	-	-	0.00	0.00	0.00	0.00	0.00	0.00	0.00	0.00	0.00	0.00	0.00	0.00	0.00	0.00	0.00	0.00	0.00	0.00	0.00	0.00	0.00	0.00	0.00
16	0.00	0.00	0.00	-	0.00	0.00	0.00	0.00	0.00	0.00	0.00	0.00	0.00	0.00	0.00	0.00	0.00	0.00	0.00	0.00	0.00	0.00	0.00	0.00	0.00
17	-	-	-	-	-	0.00	0.00	0.00	0.00	0.00	0.00	0.00	-	-	-	0.00	0.00	0.00	0.00	0.00	0.00	0.00	-	0.00	0.00
18	-	-	-	-	-	0.00	0.00	0.00	0.00	0.00	0.00	0.00	0.00	0.00	0.00	0.00	0.00	0.00	0.00	0.00	0.00	0.00	0.00	0.00	0.00
19	0.00	0.00	0.00	0.00	0.00	0.00	0.00	0.00	0.00	0.00	0.00	0.00	0.00	0.00	0.00	0.00	0.00	0.00	0.00	0.00	0.00	0.00	0.00	0.00	0.00
20	0.00	0.00	0.00	0.00	0.00	0.00	0.00	0.00	0.00	0.00	0.00	0.00	0.00	0.00	0.00	0.00	0.00	0.00	0.00	0.00	0.00	0.00	0.00	0.00	0.00
21	-	-	-	-	-	-	-	0.00	0.00	0.00	0.00	0.00	0.00	0.00	0.00	0.00	0.00	0.00	0.00	0.00	0.00	0.00	0.00	-	0.00
22	-	-	-	-	-	0.00	0.00	0.00	0.00	0.00	0.00	0.00	0.00	0.00	0.00	0.00	0.00	0.00	0.00	0.00	0.00	0.00	0.00	0.00	0.00
23	0.00	0.00	0.00	0.00	0.00	0.00	0.00	0.00	0.00	0.00	0.00	0.00	0.00	0.00	0.00	0.00	0.00	0.00	0.00	0.00	0.00	0.00	-	0.00	0.00
24	0.00	0.00	0.00	0.00	0.00	0.00	0.00	0.00	0.00	-	-	-	-	-	-	-	-	0.00	0.00	-	-	-	0.00	0.00	0.00
25	-	-	-	-	-	-	-	-	-	-	-	-	-	-	-	-	0.00	0.00	0.00	0.00	0.00	-	-	-	0.00
26	-	-	-	-	-	0.00	0.00	0.00	0.00	0.00	0.00	0.00	0.00	0.00	0.00	0.00	0.00	0.00	0.00	0.00	0.00	0.00	0.00	0.00	0.00
27	0.00	0.00	0.00	0.00	0.00	0.00	0.00	0.00	0.00	0.00	0.00	0.00	0.00	0.00	0.00	0.00	0.00	0.00	0.00	0.00	0.00	0.00	-	-	0.00
28	0.00	0.00	0.00	0.00	0.00	0.00	0.00	0.00	0.00	0.00	0.00	0.00	0.00	0.00	0.00	0.00	0.00	0.00	0.00	0.00	0.00	0.00	0.00	0.00	0.00
29	0.00	-	0.00	0.00	0.00	0.00	0.00	0.00	0.00	0.00	0.00	0.00	0.00	0.00	0.00	0.00	0.00	0.00	0.00	0.00	0.00	-	-	0.00	0.00
30	0.00	0.00	0.00	0.00	0.00	0.00	0.00	0.00	0.00	0.00	-	-	-	-	0.00	0.00	0.00	0.00	0.00	0.00	0.00	-	-	0.00	0.00
31	0.00	0.00	0.00	0.00	0.00	0.00	0.00	0.00	0.00	0.00	0.00	0.00	0.00	0.00	0.00	0.00	0.00	0.00	0.00	0.00	0.00	0.00	0.00	0.00	0.00

Hungary October 2019

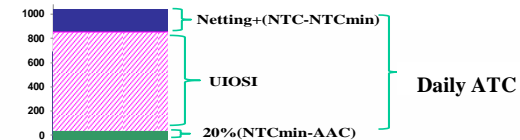
Auction Price [Euro/MWh] - Import

Day	1	2	3	4	5	6	7	8	9	10	11	12	13	14	15	16	17	18	19	20	21	22	23	24	Max
1	0.00	0.00	0.00	0.00	0.00	0.00	0.00	0.00	0.00	0.00	0.00	0.00	0.00	0.00	0.00	0.00	0.00	0.00	0.00	0.00	0.00	0.00	0.00	0.00	0.00
2	0.00	0.00	0.00	0.00	0.00	0.00	0.00	0.00	0.00	0.00	0.00	0.00	0.00	0.00	0.00	0.00	0.00	0.00	0.00	0.00	0.00	0.00	0.00	0.00	0.00
3	0.00	0.00	0.00	-	-	0.00	0.00	0.00	0.00	0.00	0.00	0.00	0.00	0.00	0.00	0.00	0.00	0.00	0.00	0.00	0.00	0.00	0.00	0.00	0.00
4	0.00	0.00	0.00	0.00	0.00	0.00	0.00	0.00	0.00	0.00	0.00	0.00	0.00	0.00	0.00	0.00	0.00	0.00	-	-	0.00	0.00	0.00	0.00	0.00
5	0.00	0.00	0.00	0.00	0.00	0.00	0.00	0.00	0.00	0.00	0.00	0.00	0.00	0.00	0.00	0.00	0.00	0.00	0.00	0.00	0.00	0.00	0.00	0.00	0.00
6	0.00	0.00	0.00	0.00	0.00	0.00	0.00	0.00	0.00	0.00	0.00	0.00	0.00	0.00	0.00	0.00	0.00	0.00	-	-	0.00	0.00	0.00	0.00	0.00
7	0.00	0.00	0.00	0.00	0.00	0.00	0.00	0.00	0.00	0.00	0.00	0.00	0.00	0.00	0.00	0.00	0.00	0.00	0.00	0.00	0.00	0.00	0.00	0.00	0.00
8	0.00	0.00	0.00	0.00	0.00	0.00	0.00	-	0.00	0.00	0.00	0.00	0.00	0.00	0.00	0.00	0.00	-	-	-	-	0.00	-	0.00	0.00
9	0.00	0.00	0.00	0.00	0.00	0.00	0.00	0.00	0.00	0.00	0.00	0.00	0.00	0.00	0.00	0.00	0.00	0.00	0.00	0.00	0.00	0.00	0.00	0.00	0.00
10	0.00	0.00	0.00	0.00	0.00	0.00	0.00	0.00	0.00	0.00	0.00	0.00	0.00	0.00	0.00	0.00	0.00	0.00	-	0.00	0.00	0.00	0.00	0.00	0.00
11	0.00	0.00	0.00	0.00	0.00	0.00	0.00	0.00	0.00	0.00	0.00	0.00	0.00	0.00	0.00	0.00	0.00	0.00	0.00	0.00	0.00	0.00	0.00	0.00	0.00
12	0.00	0.00	0.00	0.00	0.00	0.00	0.00	0.00	0.00	0.00	0.00	0.00	0.00	0.00	0.00	0.00	0.00	0.00	0.00	0.00	0.00	0.00	0.00	0.00	0.00
13	0.00	0.00	0.00	0.00	0.00	0.00	0.00	0.00	0.00	0.00	0.00	0.00	0.00	0.00	0.00	0.00	0.00	0.00	0.00	0.00	0.00	0.00	0.00	0.00	0.00
14	0.00	0.00	0.00	0.00	0.00	0.00	0.00	0.00	0.00	0.00	0.00	0.00	0.00	0.00	0.00	0.00	0.00	0.00	0.00	0.00	0.00	0.00	0.00	0.00	0.00
15	0.00	0.00	0.00	0.00	0.00	0.00	0.00	0.00	0.00	0.00	0.00	0.00	0.00	0.00	0.00	0.00	0.00	0.00	0.00	0.00	0.00	0.00	0.00	0.00	0.00
16	0.00	0.00	0.00	0.00	0.00	0.00	0.00	0.00	0.00	0.00	0.00	0.00	0.00	0.00	0.00	0.00	0.00	0.00	0.00	0.00	0.00	0.00	0.00	0.00	0.00
17	0.00	0.00	0.00	0.00	0.00	0.00	0.00	0.00	0.00	0.00	0.00	0.00	0.00	0.00	0.00	0.00	0.00	0.00	0.00	0.00	0.00	0.00	0.00	0.00	0.00
18	0.00	0.00	0.00	0.00	0.00	0.00	0.00	0.00	0.00	0.00	0.00	0.00	0.00	0.00	0.00	0.00	0.00	0.00	0.00	0.00	0.00	0.00	0.00	0.00	0.00
19	0.00	0.00	0.00	0.00	0.00	0.00	0.00	0.00	0.00	0.00	0.00	0.00	0.00	0.00	0.00	0.00	0.00	0.00	0.00	0.00	0.00	0.00	0.00	0.00	0.00
20	0.00	0.00	0.00	0.00	0.00	0.00	0.00	0.00	0.00	0.00	0.00	0.00	0.00	0.00	0.00	0.00	0.00	0.00	0.00	0.00	0.00	0.00	0.00	0.00	0.00
21	0.00	0.00	0.00	0.00	0.00	0.00	0.00	0.00	0.00	0.00	0.00	0.00	0.00	0.00	0.00	0.00	0.00	0.00	0.00	0.00	0.00	0.00	0.00	0.00	0.00
22	0.00	0.00	0.00	0.00	0.00	0.00	0.00	0.00	0.00	0.00	0.00	0.00	0.00	0.00	0.00	0.00	0.00	0.00	0.00	0.00	0.00	0.00	0.00	0.00	0.00
23	0.00	0.00	0.00	0.00	0.00	-	0.00	-	-	0.00	0.00	0.00	0.00	0.00	0.00	0.00	0.00	-	-	-	-	0.00	0.00	0.00	0.00
24	0.00	0.00	0.00	0.00	0.00	0.00	0.00	0.00	0.00	0.00	0.00	0.00	0.00	0.00	0.00	0.00	0.00	0.00	0.00	0.00	0.00	0.00	0.00	0.00	0.00
25	0.00	0.00	0.00	0.00	0.00	0.00	0.00	0.00	0.00	0.00	0.00	0.00	0.00	0.00	0.00	0.00	0.00	0.00	0.00	0.00	0.00	0.00	0.00	0.00	0.00
26	0.00	0.00	0.00	0.00	0.00	0.00	0.00	0.00	0.00	0.00	0.00	0.00	0.00	0.00	0.00	0.00	0.00	0.00	0.00	-	0.00	0.00	0.00	0.00	0.00
27	0.00	0.00	0.00	0.00	0.00	0.00	0.00	0.00	0.00	0.00	0.00	0.00	0.00	0.00	0.00	0.00	0.00	0.00	0.00	0.00	0.00	0.00	0.00	0.00	0.00
28	0.00	0.00	0.00	0.00	0.00	0.00	0.00	0.00	0.00	0.00	0.00	0.00	0.00	0.00	0.00	0.00	0.00	0.00	0.00	0.00	0.00	0.00	0.00	0.00	0.00
29	0.00	0.00	0.00	0.00	0.00	0.00	0.00	0.00	0.00	0.00	0.00	0.00	0.00	0.00	0.00	0.00	0.00	0.00	0.00	0.00	0.00	0.00	0.00	0.00	0.00
30	-	-	-	-	-	-	0.00	0.00	0.00	0.00	0.00	0.00	0.00	0.00	0.00	0.00	0.00	0.00	0.00	0.00	0.00	0.00	0.00	0.00	0.00
31	0.00	0.00	0.00	-	0.00	0.00	0.00	0.00	0.00	0.00	0.00	0.00	0.00	0.00	0.00	0.00	0.00	0.00	0.00	0.00	0.00	0.00	0.00	0.00	0.00

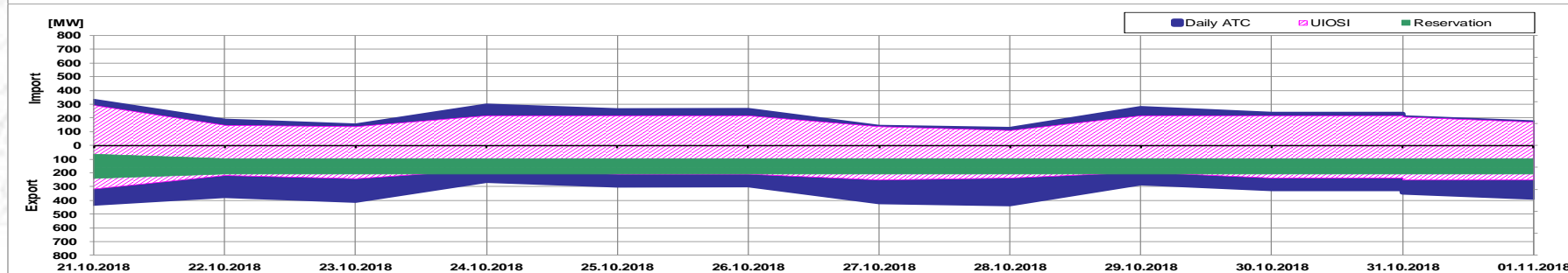
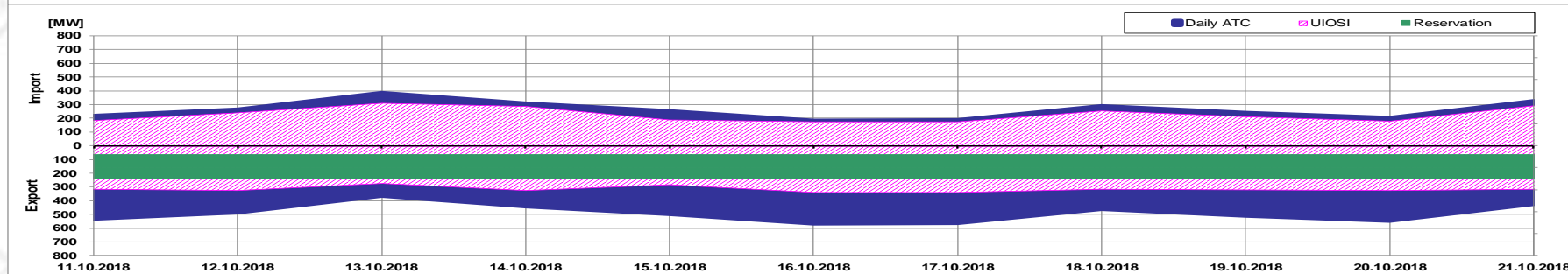
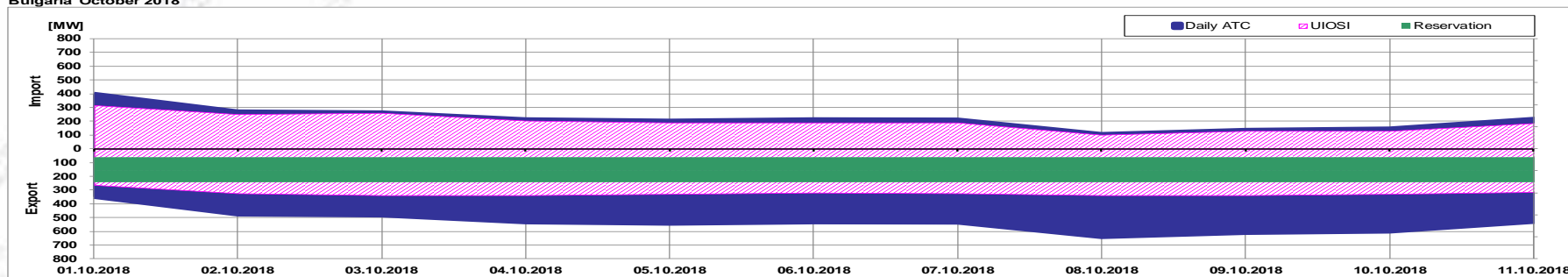
Hungary October 2019

Daily Auctions on Romanian – Bulgarian border

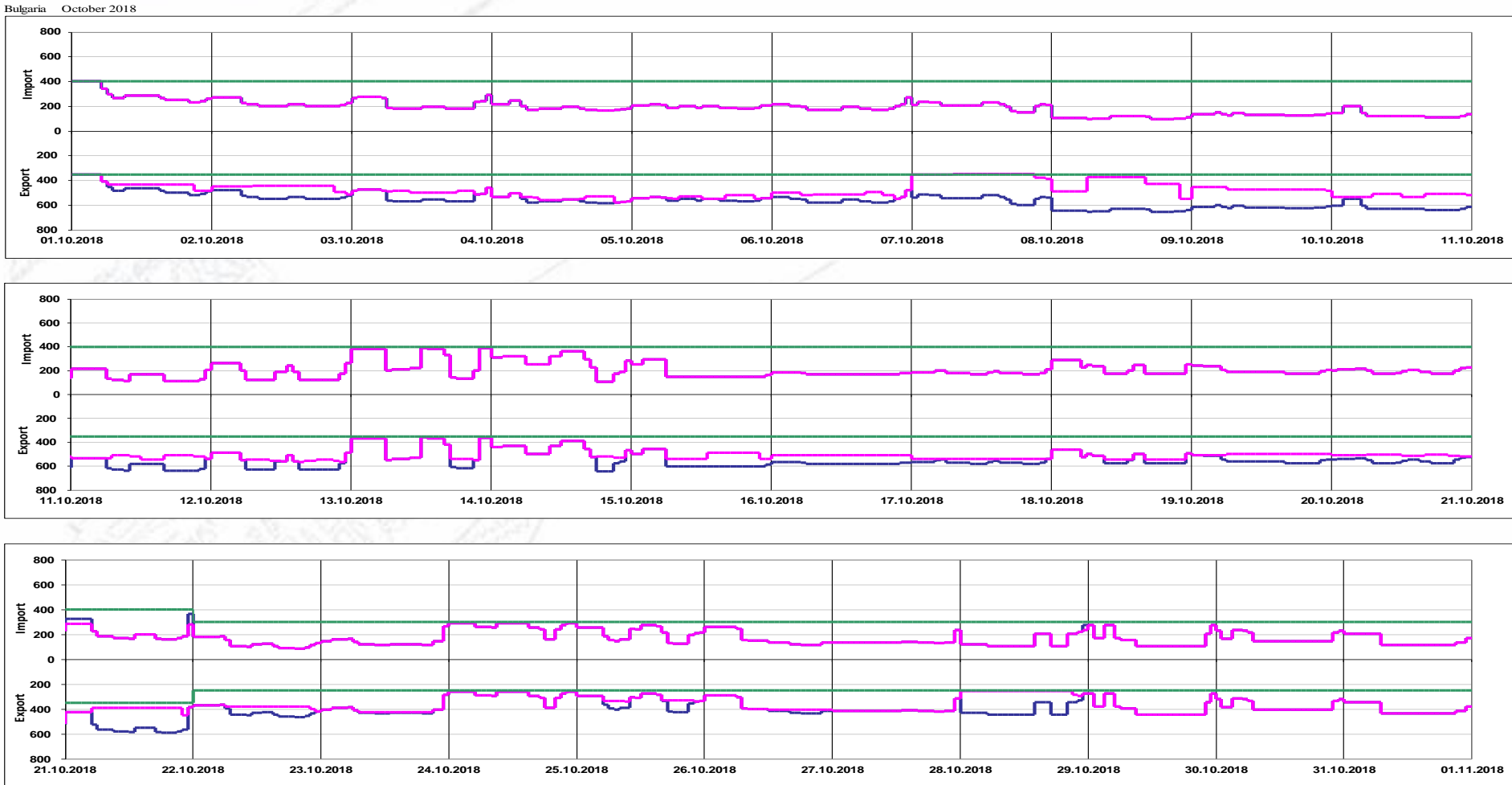
Reserved Capacity [MW] average value		Unused Capacity [MW] average value	
RO-BG	BG-RO	RO-BG	BG-RO
44	54	258	117



Bulgaria October 2018



Daily Auctions on Romanian – Bulgarian border

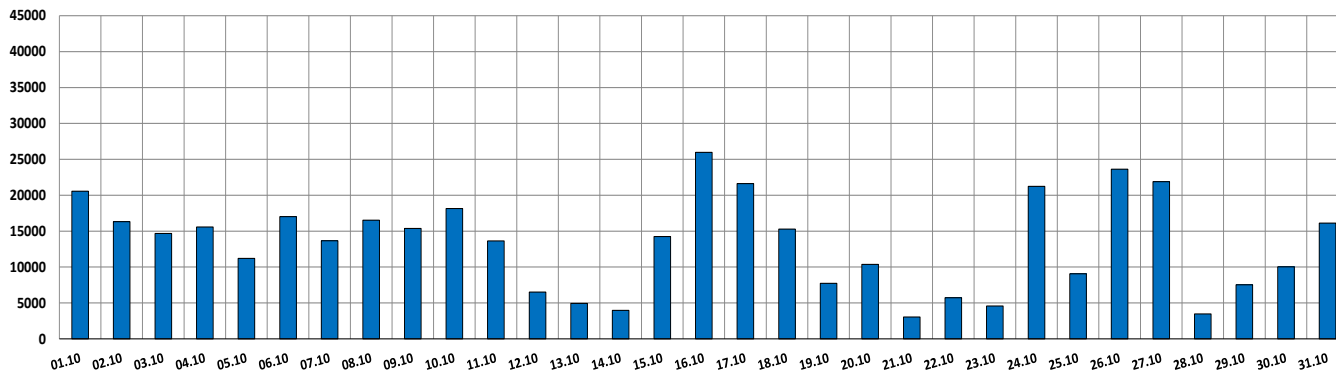


Offered Capacity on Daily Auction Import (+) / Export (-) [MW]

Allocated Capacity on Daily Auction Import (+) / Export (-) [MW]

Net Transfer Capacity (NTC) Import (+) / Export (-) [MW]

Congestion Income RO

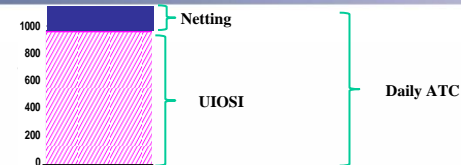


Day	Congestion Income border RO-BG [Euro]	Congestion Income RO [Euro]
01.10	41127	20563
02.10	32663	16331
03.10	29343	14671
04.10	31154	15577
05.10	22409	11205
06.10	34043	17021
07.10	27304	13652
08.10	33034	16517
09.10	30764	15382
10.10	36284	18142
11.10	27291	13646
12.10	13004	6502
13.10	9881	4941
14.10	7943	3972
15.10	28487	14243
16.10	51955	25978
17.10	43242	21621
18.10	30560	15280
19.10	15452	7726
20.10	20757	10378
21.10	6080	3040
22.10	11430	5715
23.10	9166	4583
24.10	42482	21241
25.10	18127	9064
26.10	47266	23633
27.10	43787	21893
28.10	6958	3479
29.10	15040	7520
30.10	20044	10022
31.10	32238	16119
Total	819316	409658

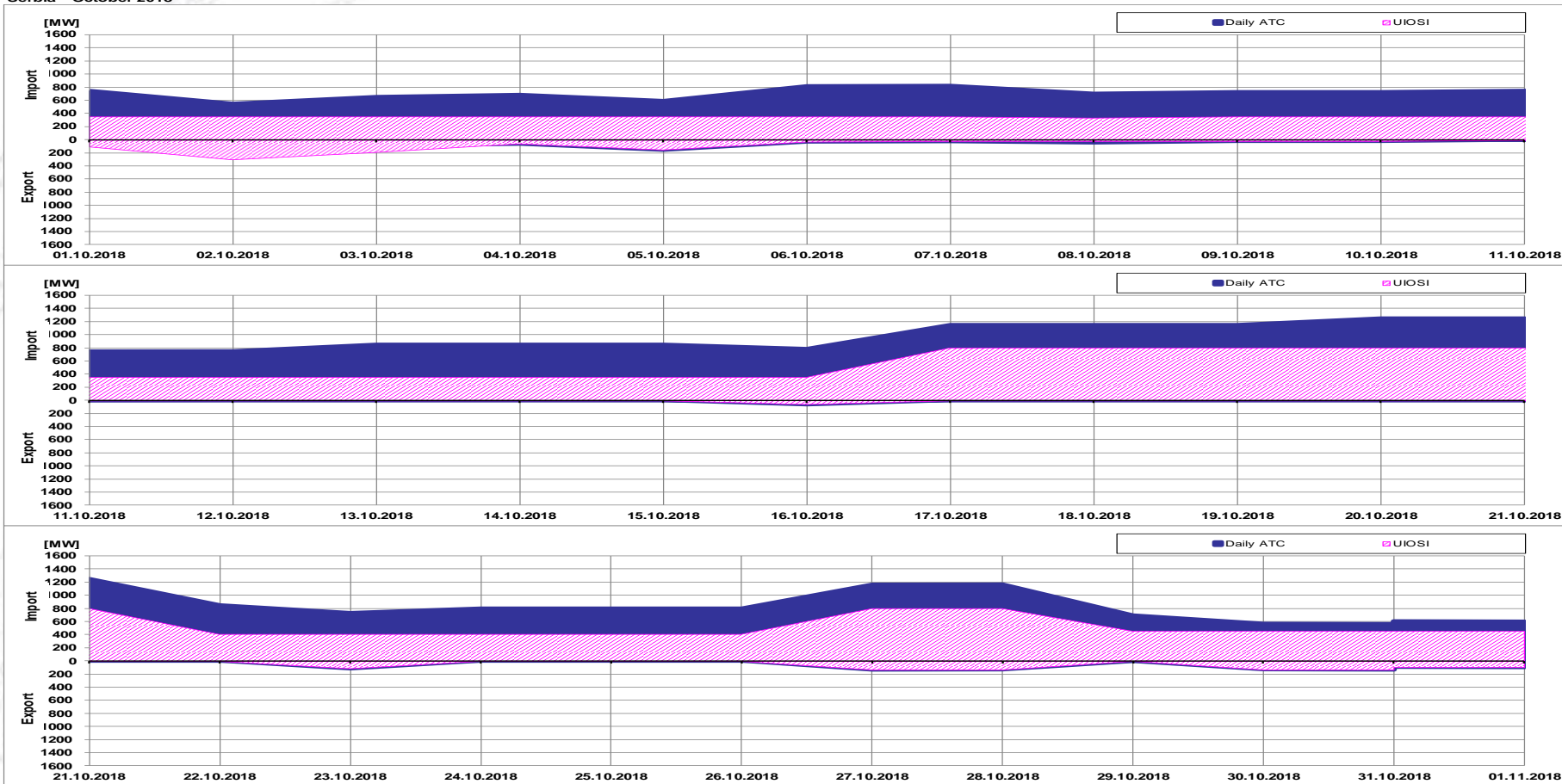
Daily Income [Euro]		Remuneration UIOSI [Euro]	
RO-BG	BG-RO	RO-BG	BG-RO
56175	763141	32230	471351
819316		503581	

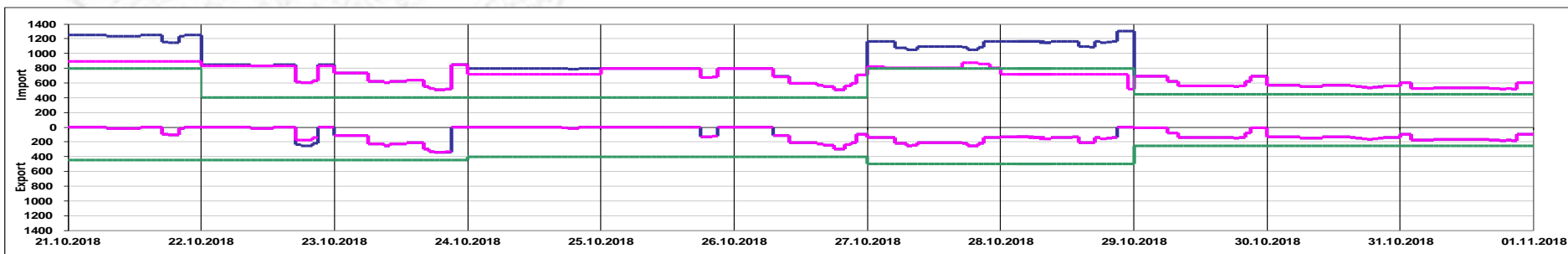
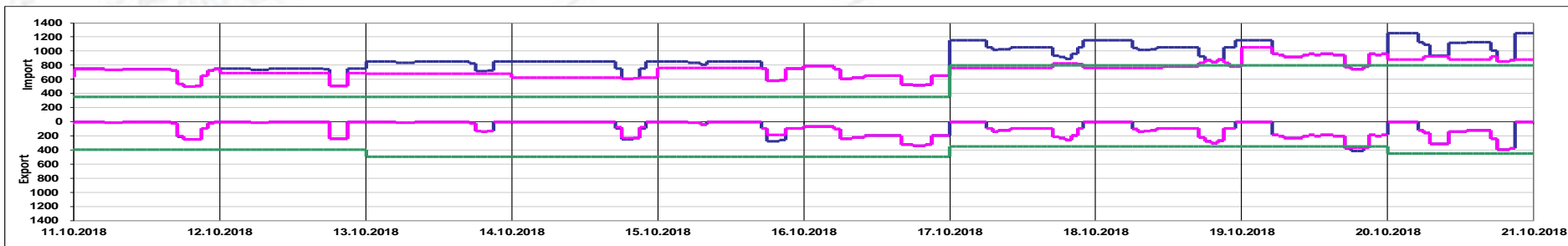
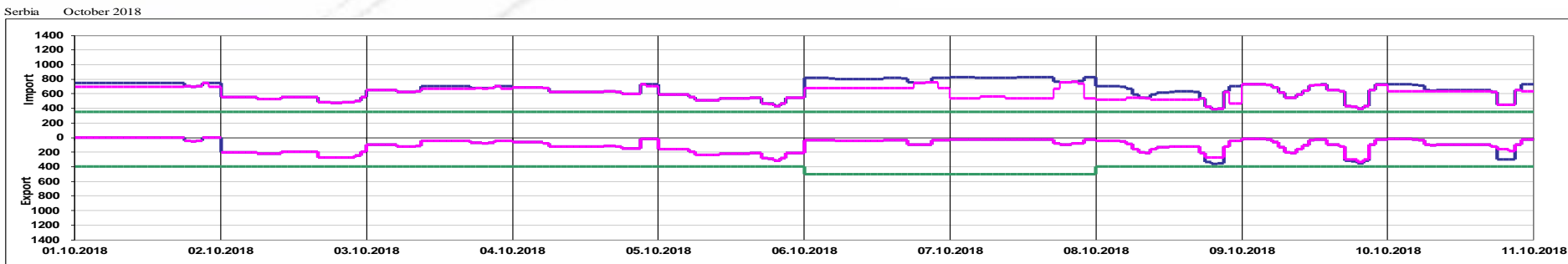
TSO Income (Z-R) [Euro]	RO TSO Income (Z-R) [Euro]
315735	157868

Unused Capacity [MW] average value	
RO-RS	RS-RO
93	463



Serbia October 2018





Offered Capacity on Daily Auction Import (+) / Export (-) [MW]

Allocated Capacity on Daily Auction Import (+) / Export (-) [MW]

Net Transfer Capacity (NTC) Import (+) / Export (-) [MW]

Auction Price [Euro/MWh] – Export

Day	1	2	3	4	5	6	7	8	9	10	11	12	13	14	15	16	17	18	19	20	21	22	23	24	Max			
1	6.27	6.48	6.33	5.82	5.13	1.74	1.14	1.02	-	-	-	-	-	-	-	-	-	-	0.77	0.62	0.77	-	-	-	6.48			
2	0.20	0.20	0.20	0.20	0.20	0.20	0.20	0.20	0.20	0.20	0.20	0.20	0.20	0.20	0.20	0.20	0.13	0.13	0.13	0.13	0.13	0.13	0.13	0.19	0.20	0.20		
3	1.11	1.11	1.11	1.11	1.00	1.00	1.00	0.63	0.77	1.00	1.00	1.00	1.23	2.34	2.34	2.34	2.34	1.00	1.00	1.00	1.00	1.00	1.00	1.00	1.00	2.34		
4	0.75	0.75	0.75	0.75	0.75	0.55	0.27	0.27	0.27	0.12	0.12	0.12	0.12	0.12	0.12	0.38	0.38	0.44	0.44	0.44	0.44	2.00	2.00	2.00	2.00	2.00		
5	0.77	1.21	1.21	1.21	0.77	0.18	0.18	0.18	0.18	0.18	0.27	0.27	0.27	0.27	0.27	0.27	0.27	0.18	0.18	0.09	0.18	0.27	0.27	0.27	1.21	1.21		
6	1.33	1.33	1.33	1.33	1.33	1.33	1.00	1.00	1.00	1.00	1.00	2.22	3.22	7.00	10.00	6.00	6.00	0.80	5.00	5.00	4.90	3.00	3.00	7.00	10.00	10.00		
7	4.89	9.49	9.49	9.49	9.49	4.69	4.69	4.69	4.69	4.69	9.90	14.90	14.90	14.90	14.90	14.90	9.90	0.36	0.33	0.33	0.33	0.36	44.90	39.90	44.90	44.90		
8	2.26	2.26	2.26	2.26	2.26	1.33	0.36	0.02	0.02	0.36	0.56	0.56	0.56	0.56	0.56	0.56	0.36	0.02	0.00	0.00	0.00	0.28	0.77	0.77	2.26	2.26		
9	3.22	3.22	1.58	1.58	1.33	1.10	0.46	0.15	0.15	0.28	0.46	1.00	1.58	2.49	0.51	0.46	0.46	0.00	0.00	0.00	0.00	0.46	1.58	2.49	3.22	3.22		
10	3.00	3.50	3.50	3.50	3.15	0.80	0.77	0.46	0.77	0.77	0.77	0.75	0.75	0.75	0.75	0.46	0.46	0.46	0.00	0.00	0.00	1.10	3.50	3.55	3.55	3.55		
11	2.22	2.22	2.22	2.22	2.22	2.22	2.22	2.22	2.22	2.22	2.22	2.22	2.22	2.22	2.22	2.22	2.00	0.00	0.09	0.09	0.09	0.09	0.77	3.00	2.22	3.00		
12	-	-	-	-	0.63	1.23	1.23	1.23	0.63	0.63	0.63	-	-	-	-	0.63	0.63	1.23	0.02	0.02	0.02	0.02	0.63	-	-	1.23	1.23	
13	-	-	-	-	-	2.39	1.10	1.10	-	-	-	-	-	-	-	-	-	-	1.10	0.24	0.33	0.59	-	-	-	2.39	2.39	
14	-	-	-	-	-	-	-	-	-	-	-	-	-	-	-	-	-	-	0.00	0.00	0.00	0.00	0.00	-	-	0.00	0.00	
15	-	-	-	-	-	5.57	2.57	1.13	-	-	-	-	-	-	-	-	-	-	0.02	0.00	0.00	0.00	0.06	0.06	0.06	5.57	5.57	
16	2.02	2.02	2.02	2.02	2.02	0.65	0.09	0.09	0.09	0.09	0.19	0.19	0.19	0.19	0.19	0.19	0.06	0.06	0.08	0.08	0.06	0.11	0.38	0.38	0.38	2.02	2.02	
17	-	-	-	-	-	-	0.93	0.69	0.50	0.50	0.38	0.38	0.38	0.38	0.55	0.38	0.38	0.15	0.15	0.09	0.15	0.62	-	-	-	0.93	0.93	
18	-	-	-	-	-	-	0.47	0.38	0.38	0.47	0.47	0.60	0.60	0.60	0.60	0.60	0.47	0.10	0.09	0.03	0.09	0.47	0.47	-	-	0.60	0.60	
19	-	-	-	-	-	0.07	0.09	0.07	0.07	0.07	0.09	0.09	0.09	0.09	0.09	0.09	0.09	0.00	0.00	0.00	0.00	0.09	0.09	0.07	0.07	0.09	0.09	
20	-	-	-	-	-	0.17	0.17	0.09	0.09	0.09	0.17	0.17	0.17	0.17	0.17	0.17	0.17	0.10	0.06	0.06	0.06	-	-	-	-	0.17	0.17	
21	-	-	-	-	-	-	-	0.66	0.66	0.66	1.00	1.00	1.50	1.50	1.50	1.50	1.00	0.21	0.21	0.21	1.00	-	-	-	-	1.50	1.50	
22	-	-	-	-	-	-	-	-	-	1.00	1.00	1.00	1.00	1.00	1.00	1.00	1.00	0.00	0.00	0.00	0.00	-	-	-	-	1.00	1.00	
23	0.50	0.50	0.50	0.50	0.50	0.50	0.38	0.38	0.38	0.38	0.38	0.38	0.38	0.38	0.38	0.38	0.05	0.09	0.09	0.09	0.01	-	-	-	-	0.50	0.50	
24	-	-	-	-	-	-	-	-	-	-	-	-	-	-	-	-	-	-	0.46	0.21	0.21	0.46	-	-	-	-	0.46	0.46
25	-	-	-	-	-	-	-	-	-	-	-	-	-	-	-	-	-	-	-	0.55	0.55	0.55	-	-	-	-	0.55	0.55
26	-	-	-	-	-	-	-	0.92	0.33	0.33	0.12	0.12	0.12	0.12	0.12	0.09	0.07	0.07	0.02	0.02	0.05	0.12	0.55	0.55	-	0.92	0.92	
27	2.00	2.00	2.00	2.00	0.88	0.38	0.38	0.38	0.21	0.26	0.38	0.38	0.38	0.75	0.99	0.99	1.47	0.27	0.27	0.11	0.16	0.23	3.88	5.55	5.77	5.77	5.77	
28	0.38	0.38	0.38	0.38	0.38	0.38	0.38	0.38	0.27	0.25	0.25	0.27	0.27	0.38	0.38	0.38	0.19	0.16	0.16	0.27	0.25	0.27	-	-	-	-	0.38	0.38
29	15.67	15.67	15.67	15.67	15.67	15.67	0.22	0.22	0.22	0.22	0.22	0.22	0.22	0.22	0.22	0.22	0.22	0.22	0.22	0.22	0.22	0.26	30.25	20.25	15.67	30.25	30.25	
30	0.57	0.57	0.57	0.57	0.43	0.43	0.43	0.43	0.43	0.57	0.57	1.08	0.57	0.57	0.57	0.57	0.31	0.23	0.23	0.23	0.31	0.43	0.54	0.54	-	1.08	1.08	
31	0.38	0.38	0.38	0.38	0.38	0.38	0.38	0.38	0.38	0.38	0.38	0.38	0.38	0.38	0.38	0.38	0.38	0.38	0.38	0.38	0.38	0.38	0.38	0.38	0.38	0.38	0.38	0.38

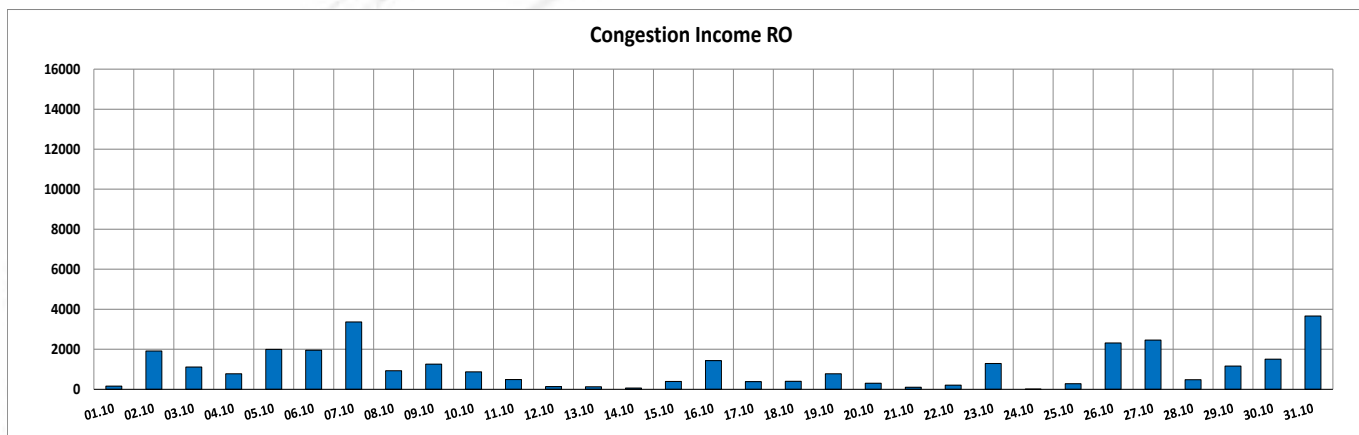
Serbia October 2018

Auction Price [Euro/MWh] – Import

Day	1	2	3	4	5	6	7	8	9	10	11	12	13	14	15	16	17	18	19	20	21	22	23	24	Max	
1	0.00	0.00	0.00	0.00	0.00	0.00	0.00	0.00	0.00	0.00	0.00	0.00	0.00	0.00	0.00	0.00	0.00	0.00	0.05	0.05	0.05	0.02	0.00	0.00	0.05	
2	0.17	0.17	0.17	0.17	0.17	0.17	0.21	0.21	0.21	0.17	0.17	0.17	0.17	0.17	0.17	0.17	0.35	0.40	0.40	0.42	0.40	0.40	0.21	0.17	0.42	
3	0.02	0.02	0.02	0.02	0.02	0.02	0.02	0.02	0.02	0.00	0.00	0.00	0.00	0.00	0.00	0.00	0.00	0.00	0.05	0.05	0.05	0.05	0.00	0.00	0.05	
4	0.02	0.02	0.02	0.02	0.02	0.02	0.05	0.05	0.05	0.05	0.05	0.05	0.05	0.05	0.05	0.05	0.05	0.05	0.08	0.08	0.08	0.05	0.00	0.00	0.08	
5	0.13	0.13	0.13	0.13	0.13	0.13	0.15	0.15	0.15	0.15	0.15	0.15	0.15	0.15	0.15	0.15	0.15	0.17	0.46	0.54	0.25	0.15	0.15	0.15	0.54	
6	0.00	0.00	0.00	0.00	0.00	0.00	0.00	0.00	0.00	0.00	0.00	0.00	0.00	0.00	0.00	0.00	0.00	0.00	0.09	0.10	0.05	0.00	0.00	0.00	0.10	
7	0.00	0.00	0.00	0.00	0.00	0.00	0.00	0.00	0.00	0.00	0.00	0.00	0.00	0.00	0.00	0.00	0.00	0.00	0.07	0.07	0.02	0.00	0.00	0.00	0.07	
8	0.00	0.00	0.00	0.00	0.00	0.00	0.00	0.01	0.01	0.00	0.00	0.00	0.00	0.00	0.00	0.00	0.00	0.09	0.26	0.54	0.26	0.05	0.00	0.00	0.54	
9	0.03	0.03	0.03	0.03	0.03	0.05	0.06	0.10	0.10	0.08	0.05	0.05	0.05	0.05	0.05	0.05	0.06	0.50	0.50	0.50	0.50	0.09	0.05	0.05	0.50	
10	0.00	0.00	0.00	0.00	0.00	0.00	0.00	0.00	0.00	0.00	0.00	0.00	0.00	0.00	0.00	0.00	0.00	0.00	0.05	0.15	0.19	0.15	0.05	0.00	0.19	
11	0.01	0.01	0.01	0.01	0.01	0.01	0.01	0.01	0.01	0.01	0.01	0.01	0.01	0.01	0.01	0.01	0.01	0.17	0.17	0.17	0.17	0.05	0.01	0.01	0.17	
12	0.00	0.00	0.00	0.00	0.00	0.00	0.00	0.00	0.00	0.00	0.00	0.00	0.00	0.00	0.00	0.00	0.00	0.00	0.12	0.12	0.12	0.00	0.00	0.00	0.12	
13	0.00	0.00	0.00	0.00	0.00	0.00	0.00	0.00	0.00	0.00	0.00	0.00	0.00	0.00	0.00	0.00	0.00	0.00	0.00	0.00	0.00	0.00	0.00	0.00	0.00	
14	0.00	0.00	0.00	0.00	0.00	0.00	0.00	0.00	0.00	0.00	0.00	0.00	0.00	0.00	0.00	0.00	0.00	0.00	0.09	0.09	0.02	0.00	0.00	0.00	0.09	
15	0.00	0.00	0.00	0.00	0.00	0.00	0.00	0.00	0.00	0.00	0.00	0.00	0.00	0.00	0.00	0.00	0.00	0.00	0.02	0.36	0.36	0.20	0.02	0.01	0.01	0.36
16	0.03	0.03	0.03	0.03	0.03	0.03	0.06	0.09	0.09	0.06	0.05	0.05	0.05	0.05	0.05	0.05	0.06	0.22	0.43	0.71	0.38	0.06	0.05	0.05	0.71	
17	0.00	0.00	0.00	0.00	0.00	0.00	0.00	0.00	0.00	0.00	0.00	0.00	0.00	0.00	0.00	0.00	0.00	0.00	0.00	0.00	0.00	0.00	0.00	0.00	0.00	
18	0.00	0.00	0.00	0.00	0.00	0.00	0.00	0.00	0.00	0.00	0.00	0.00	0.00	0.00	0.00	0.00	0.00	0.00	0.01	0.01	0.01	0.00	0.00	0.00	0.01	
19	0.00	0.00	0.00	0.00	0.00	0.03	0.03	0.03	0.03	0.03	0.03	0.03	0.03	0.03	0.03	0.03	0.03	0.17	0.38	0.38	0.23	0.03	0.03	0.03	0.38	
20	0.00	0.00	0.00	0.00	0.00	0.00	0.00	0.00	0.00	0.00	0.00	0.00	0.00	0.00	0.00	0.00	0.00	0.00	0.10	0.10	0.06	0.00	0.00	0.00	0.10	
21	0.00	0.00	0.00	0.00	0.00	0.00	0.00	0.00	0.00	0.00	0.00	0.00	0.00	0.00	0.00	0.00	0.00	0.00	0.00	0.00	0.00	0.00	0.00	0.00	0.00	
22	0.00	0.00	0.00	0.00	0.00	0.00	0.00	0.00	0.00	0.01	0.01	0.01	0.00	0.00	0.00	0.00	0.00	0.13	0.13	0.13	0.11	0.00	0.00	0.00	0.13	
23	0.05	0.05	0.05	0.05	0.05	0.05	0.13	0.13	0.13	0.13	0.09	0.09	0.09	0.09	0.09	0.09	0.11	0.16	0.16	0.16	0.16	0.00	0.00	0.00	0.16	
24	0.00	0.00	0.00	0.00	0.00	0.00	0.00	0.00	0.00	0.00	0.00	0.00	0.00	0.00	0.00	0.00	0.00	0.00	0.00	0.00	0.00	0.00	0.00	0.00	0.00	
25	0.01	0.01	0.01	0.01	0.01	0.01	0.01	0.01	0.01	0.01	0.01	0.01	0.01	0.01	0.01	0.01	0.01	0.01	0.09	0.09	0.09	0.01	0.01	0.01	0.09	
26	0.01	0.01	0.01	0.01	0.01	0.01	0.03	0.08	0.08	0.08	0.09	0.09	0.09	0.09	0.09	0.09	0.09	1.23	1.90	2.00	1.00	0.33	0.08	0.07	2.00	
27	0.00	0.00	0.00	0.00	0.00	0.00	0.00	0.00	0.00	0.00	0.00	0.00	0.00	0.00	0.00	0.00	0.00	0.00	0.00	0.00	0.00	0.00	0.00	0.00	0.00	
28	0.00	0.00	0.00	0.00	0.00	0.00	0.00	0.00	0.00	0.00	0.00	0.00	0.00	0.00	0.00	0.00	0.00	0.00	0.00	0.00	0.00	0.00	0.00	0.00	0.00	
29	0.03	0.03	0.03	0.03	0.03	0.03	0.09	0.09	0.11	0.11	0.11	0.11	0.11	0.11	0.11	0.11	0.11	0.11	0.11	0.11	0.09	0.03	0.03	0.03	0.11	
30	0.09	0.09	0.12	0.12	0.12	0.12	0.09	0.09	0.09	0.09	0.09	0.09	0.09	0.09	0.09	0.09	0.12	0.12	0.17	0.17	0.09	0.09	0.09	0.09	0.17	
31	0.44	0.62	0.77	0.77	0.89	0.89	0.68	0.38	0.56	0.56	0.31	0.21	0.21	0.21	0.21	0.36	0.62	0.62	0.62	0.56	0.14	0.13	0.13	0.13	0.89	

Serbia October 2018

Daily Allocation on Romanian – Serbian border

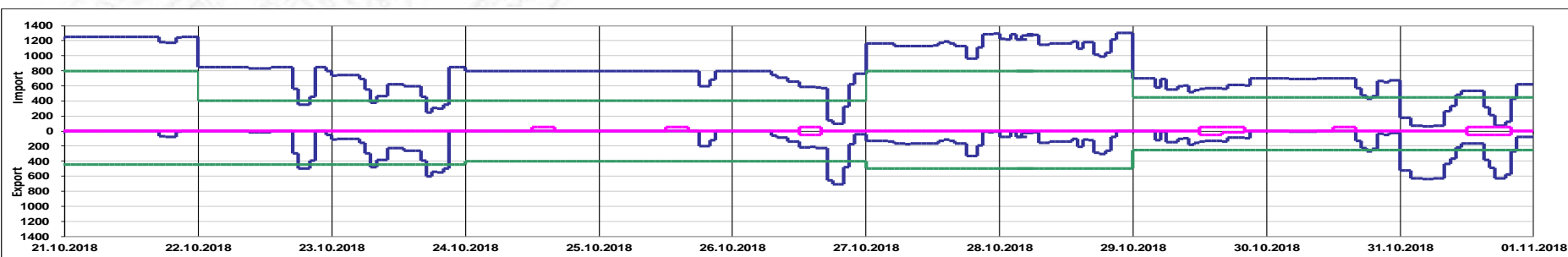
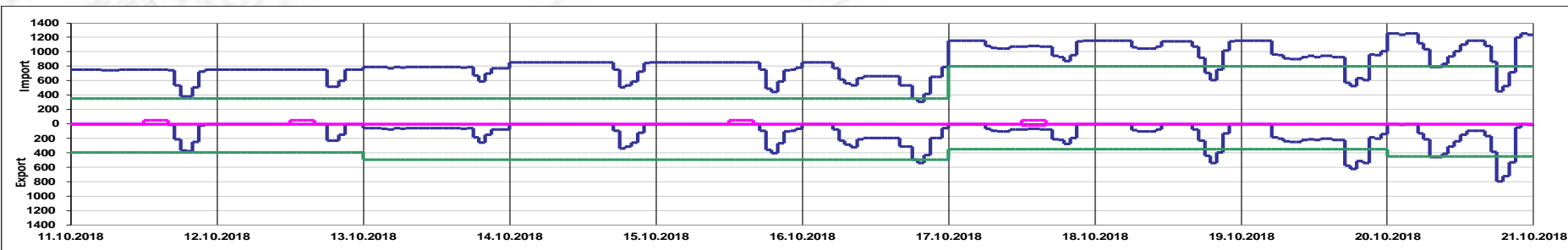
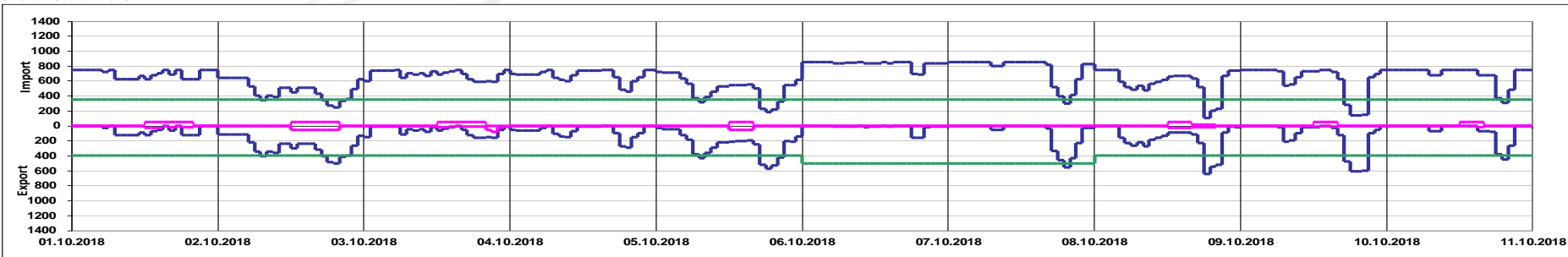


Day	Congestion Income border RO-RS [Euro]	Congestion Income RO [Euro]
01.10	325	163
02.10	3833	1916
03.10	2219	1110
04.10	1554	777
05.10	3987	1994
06.10	3913	1956
07.10	6733	3366
08.10	1857	929
09.10	2508	1254
10.10	1745	872
11.10	974	487
12.10	274	137
13.10	247	123
14.10	121	60
15.10	783	392
16.10	2874	1437
17.10	765	383
18.10	793	396
19.10	1551	776
20.10	602	301
21.10	203	101
22.10	421	211
23.10	2585	1293
24.10	10	5
25.10	555	278
26.10	4629	2314
27.10	4915	2457
28.10	961	480
29.10	2317	1158
30.10	3007	1504
31.10	7326	3663
Total	64588	32294

Daily Income [Euro]		Remuneration UIOSI [Euro]	
RO-RS	RS-RO	RO-RS	RS-RO
36858	27730	35610	19550
64588		55160	

TSO Income (Z-R) [Euro]	RO TSO Income (Z-R) [Euro]
9428	4714

Serbia October 2018



Offered Capacity on Intraday Auction Import (+) / Export (-) [MW]

Allocated Capacity on Intraday Auction Import (+) / Export (-) [MW]

Net Transfer Capacity (NTC) Import (+) / Export (-) [MW]

Auction Price [Euro/MWh] - Export

Day	1	2	3	4	5	6	7	8	9	10	11	12	13	14	15	16	17	18	19	20	21	22	23	24	Max	
1	-	-	-	-	0.00	-	0.00	0.00	0.00	0.00	0.00	0.00	0.00	0.00	0.00	0.00	0.00	0.00	0.00	0.00	0.00	-	-	-	0.00	
2	0.00	0.00	0.00	0.00	0.00	0.00	0.00	0.00	0.00	0.00	0.00	0.00	0.00	0.00	0.00	0.00	0.00	0.00	0.00	0.00	0.00	0.00	0.00	0.00	0.00	0.00
3	0.00	0.00	0.00	0.00	0.00	0.00	0.00	0.00	0.00	0.00	0.00	0.00	0.00	0.00	0.00	0.00	0.00	0.00	0.00	0.00	0.00	0.00	0.00	0.00	0.00	0.00
4	0.00	0.00	0.00	0.00	0.00	0.00	-	0.00	0.00	0.00	0.00	0.00	0.00	0.00	0.00	-	-	0.00	0.00	0.00	0.00	0.00	-	-	0.00	
5	0.00	0.00	0.00	0.00	0.00	0.00	0.00	0.00	0.00	0.00	0.00	0.00	0.00	0.00	0.00	0.00	0.00	0.00	0.00	0.00	0.00	0.00	0.00	0.00	0.00	0.00
6	-	-	-	-	-	0.00	0.00	0.00	0.00	-	0.00	0.00	0.00	-	0.00	-	-	-	0.00	0.00	0.00	0.00	0.00	0.00	0.00	0.00
7	-	-	-	-	-	-	-	0.00	0.00	-	-	-	-	-	-	-	0.00	0.00	0.00	0.00	0.00	0.00	0.00	0.00	0.00	0.00
8	-	-	-	-	0.00	0.00	0.00	0.00	0.00	0.00	0.00	0.00	0.00	0.00	0.00	0.00	0.00	0.00	0.00	0.00	0.00	0.00	0.00	0.00	0.00	0.00
9	-	-	-	-	-	0.00	0.00	0.00	0.00	0.00	0.00	0.00	0.00	-	-	0.00	0.00	0.00	0.00	0.00	0.00	0.00	0.00	0.00	-	0.00
10	-	-	-	-	-	-	-	0.00	0.00	-	-	-	-	-	-	0.00	0.00	0.00	0.00	0.00	0.00	0.00	-	-	-	0.00
11	0.00	0.00	0.00	0.00	0.00	0.00	0.00	0.00	0.00	0.00	0.00	0.00	0.00	0.00	0.00	0.00	0.00	0.00	0.00	0.00	0.00	0.00	0.00	0.00	0.00	0.00
12	-	-	-	-	-	-	-	-	-	-	-	-	-	-	-	-	-	-	0.00	0.00	0.00	-	-	-	-	0.00
13	0.00	0.00	0.00	0.00	0.00	0.00	0.00	0.00	0.00	0.00	0.00	0.00	0.00	0.00	0.00	0.00	0.00	0.00	0.00	0.00	0.00	0.00	0.00	0.00	0.00	0.00
14	-	-	-	-	-	-	-	-	-	-	-	-	-	-	-	-	-	0.00	0.00	0.00	0.00	0.00	0.00	0.00	-	0.00
15	-	-	-	-	-	-	-	-	-	-	-	-	-	-	-	-	-	0.00	0.00	0.00	0.00	0.00	0.00	0.00	0.00	0.00
16	-	-	-	-	-	0.00	0.00	0.00	0.00	0.00	0.00	0.00	0.00	0.00	0.00	0.00	0.00	0.00	0.00	0.00	0.00	0.00	0.00	0.00	0.00	0.00
17	-	-	-	-	-	-	0.00	0.00	0.00	0.00	0.00	0.00	0.00	0.00	0.00	0.00	0.00	0.00	0.00	0.00	0.00	0.00	0.00	-	-	0.00
18	-	-	-	-	-	-	0.00	0.00	0.00	0.00	0.00	0.00	0.00	0.00	0.00	0.00	0.00	0.00	0.00	0.00	0.00	0.00	0.00	0.00	-	0.00
19	-	-	-	-	-	0.00	0.00	0.00	0.00	0.00	0.00	0.00	0.00	0.00	0.00	0.00	0.00	0.00	0.00	0.00	0.00	0.00	0.00	0.00	0.00	0.00
20	-	-	0.00	-	-	0.00	0.00	0.00	0.00	0.00	0.00	0.00	0.00	0.00	0.00	0.00	0.00	0.00	0.00	0.00	0.00	0.00	0.00	-	0.00	0.00
21	-	-	-	-	-	-	-	-	-	-	-	-	-	-	-	-	-	0.00	0.00	0.00	0.00	0.00	-	-	-	0.00
22	-	-	-	-	-	-	-	-	-	0.00	0.00	0.00	0.00	0.00	0.00	0.00	0.00	0.00	0.00	0.00	0.00	0.00	-	-	0.00	0.00
23	0.00	0.00	0.00	0.00	0.00	0.00	0.00	0.00	0.00	0.00	0.00	0.00	0.00	0.00	0.00	0.00	0.00	0.00	0.00	0.00	0.00	0.00	-	-	-	0.00
24	-	-	-	-	-	-	-	-	-	-	-	-	-	-	-	-	-	-	-	-	-	-	-	-	0.00	0.00
25	-	-	-	-	-	-	-	-	-	-	-	-	-	-	-	-	-	-	0.00	0.00	0.00	-	-	-	-	0.00
26	-	-	-	-	-	-	-	0.00	0.00	0.00	0.00	0.00	0.00	0.00	0.00	0.00	0.00	0.00	0.00	0.00	0.00	0.00	0.00	0.00	0.00	0.00
27	0.00	0.00	0.00	0.00	0.00	0.00	0.00	0.00	0.00	0.00	0.00	0.00	0.00	0.00	0.00	0.00	0.00	0.00	0.00	0.00	0.00	0.00	0.00	0.00	0.00	0.00
28	0.00	0.00	0.00	0.00	0.00	0.00	0.00	0.00	0.00	0.00	0.00	0.00	0.00	0.00	0.00	0.00	0.00	0.00	0.00	0.00	0.00	0.00	0.00	0.00	-	0.00
29	-	-	-	-	0.00	0.00	0.00	0.00	0.00	0.00	0.00	0.00	0.00	0.00	0.00	0.00	0.00	0.00	0.00	0.00	0.00	0.00	-	-	-	0.00
30	-	-	-	-	0.00	0.00	0.00	0.00	0.00	-	-	-	-	-	-	-	0.00	0.00	0.00	0.00	0.00	0.00	0.00	0.00	0.00	0.00
31	-	-	-	-	-	-	-	-	-	-	-	-	-	-	-	-	-	-	-	-	-	-	-	-	-	0.00

Serbia October 2018

Auction Price [Euro/MWh] - Import

Day	1	2	3	4	5	6	7	8	9	10	11	12	13	14	15	16	17	18	19	20	21	22	23	24	Max
1	0.00	0.00	0.00	0.00	0.00	0.00	0.00	0.00	0.00	0.00	0.00	0.00	0.00	0.00	0.00	0.00	0.00	0.00	0.00	0.00	0.00	0.00	0.00	0.00	0.00
2	0.00	0.00	0.00	0.00	0.00	0.00	0.00	0.00	0.00	0.00	0.00	0.00	0.00	0.00	0.00	0.00	0.00	0.00	0.00	0.00	0.00	0.00	0.00	0.00	0.00
3	0.00	0.00	0.00	0.00	0.00	0.00	0.00	0.00	0.00	0.00	0.00	0.00	0.00	0.00	0.00	0.00	0.00	0.00	0.00	0.00	0.00	0.00	0.00	0.00	0.00
4	0.00	0.00	0.00	0.00	0.00	0.00	0.00	0.00	0.00	0.00	0.00	0.00	0.00	0.00	0.00	0.00	0.00	0.00	0.00	0.00	0.00	0.00	0.00	0.00	0.00
5	0.00	0.00	0.00	0.00	0.00	0.00	0.00	0.00	0.00	0.00	0.00	0.00	0.00	0.00	0.00	0.00	0.00	0.00	0.00	0.00	0.00	0.00	0.00	0.00	0.00
6	0.00	0.00	0.00	0.00	0.00	0.00	0.00	0.00	0.00	0.00	0.00	0.00	0.00	0.00	0.00	0.00	0.00	0.00	0.00	0.00	0.00	0.00	0.00	0.00	0.00
7	0.00	0.00	0.00	0.00	0.00	0.00	0.00	0.00	0.00	0.00	0.00	0.00	0.00	0.00	0.00	0.00	0.00	0.00	0.00	0.00	0.00	0.00	0.00	0.00	0.00
8	0.00	0.00	0.00	0.00	0.00	0.00	0.00	0.00	0.00	0.00	0.00	0.00	0.00	0.00	0.00	0.00	0.00	0.00	0.00	0.00	0.00	0.00	0.00	0.00	0.00
9	0.00	0.00	0.00	0.00	0.00	0.00	0.00	0.00	0.00	0.00	0.00	0.00	0.00	0.00	0.00	0.00	0.00	0.00	0.00	0.00	0.00	0.00	0.00	0.00	0.00
10	0.00	0.00	0.00	0.00	0.00	0.00	0.00	0.00	0.00	0.00	0.00	0.00	0.00	0.00	0.00	0.00	0.00	0.00	0.00	0.00	0.00	0.00	0.00	0.00	0.00
11	0.00	0.00	0.00	0.00	0.00	0.00	0.00	0.00	0.00	0.00	0.00	0.00	0.00	0.00	0.00	0.00	0.00	0.00	0.00	0.00	0.00	0.00	0.00	0.00	0.00
12	0.00	0.00	0.00	0.00	0.00	0.00	0.00	0.00	0.00	0.00	0.00	0.00	0.00	0.00	0.00	0.00	0.00	0.00	0.00	0.00	0.00	0.00	0.00	0.00	0.00
13	0.00	0.00	0.00	0.00	0.00	0.00	0.00	0.00	0.00	0.00	0.00	0.00	0.00	0.00	0.00	0.00	0.00	0.00	0.00	0.00	0.00	0.00	0.00	0.00	0.00
14	0.00	0.00	0.00	0.00	0.00	0.00	0.00	0.00	0.00	0.00	0.00	0.00	0.00	0.00	0.00	0.00	0.00	0.00	0.00	0.00	0.00	0.00	0.00	0.00	0.00
15	0.00	0.00	0.00	0.00	0.00	0.00	0.00	0.00	0.00	0.00	0.00	0.00	0.00	0.00	0.00	0.00	0.00	0.00	0.00	0.00	0.00	0.00	0.00	0.00	0.00
16	0.00	0.00	0.00	0.00	0.00	0.00	0.00	0.00	0.00	0.00	0.00	0.00	0.00	0.00	0.00	0.00	0.00	0.00	0.00	0.00	0.00	0.00	0.00	0.00	0.00
17	0.00	0.00	0.00	0.00	0.00	0.00	0.00	0.00	0.00	0.00	0.00	0.00	0.00	0.00	0.00	0.00	0.00	0.00	0.00	0.00	0.00	0.00	0.00	0.00	0.00
18	0.00	0.00	0.00	0.00	0.00	0.00	0.00	0.00	0.00	0.00	0.00	0.00	0.00	0.00	0.00	0.00	0.00	0.00	0.00	0.00	0.00	0.00	0.00	0.00	0.00
19	0.00	0.00	0.00	0.00	0.00	0.00	0.00	0.00	0.00	0.00	0.00	0.00	0.00	0.00	0.00	0.00	0.00	0.00	0.00	0.00	0.00	0.00	0.00	0.00	0.00
20	0.00	0.00	0.00	0.00	0.00	0.00	0.00	0.00	0.00	0.00	0.00	0.00	0.00	0.00	0.00	0.00	0.00	0.00	0.00	0.00	0.00	0.00	0.00	0.00	0.00
21	0.00	0.00	0.00	0.00	0.00	0.00	0.00	0.00	0.00	0.00	0.00	0.00	0.00	0.00	0.00	0.00	0.00	0.00	0.00	0.00	0.00	0.00	0.00	0.00	0.00
22	0.00	0.00	0.00	0.00	0.00	0.00	0.00	0.00	0.00	0.00	0.00	0.00	0.00	0.00	0.00	0.00	0.00	0.00	0.00	0.00	0.00	0.00	0.00	0.00	0.00
23	0.00	0.00	0.00	0.00	0.00	0.00	0.00	0.00	0.00	0.00	0.00	0.00	0.00	0.00	0.00	0.00	0.00	0.00	0.00	0.00	0.00	0.00	0.00	0.00	0.00
24	0.00	0.00	0.00	0.00	0.00	0.00	0.00	0.00	0.00	0.00	0.00	0.00	0.00	0.00	0.00	0.00	0.00	0.00	0.00	0.00	0.00	0.00	0.00	0.00	0.00
25	0.00	0.00	0.00	0.00	0.00	0.00	0.00	0.00	0.00	0.00	0.00	0.00	0.00	0.00	0.00	0.00	0.00	0.00	0.00	0.00	0.00	0.00	0.00	0.00	0.00
26	0.00	0.00	0.00	0.00	0.00	0.00	0.00	0.00	0.00	0.00	0.00	0.00	0.00	0.00	0.00	0.00	0.00	0.00	0.00	0.00	0.00	0.00	0.00	0.00	0.00
27	0.00	0.00	0.00	0.00	0.00	0.00	0.00	0.00	0.00	0.00	0.00	0.00	0.00	0.00	0.00	0.00	0.00	0.00	0.00	0.00	0.00	0.00	0.00	0.00	0.00
28	0.00	0.00	0.00	0.00	0.00	0.00	0.00	0.00	0.00	0.00	0.00	0.00	0.00	0.00	0.00	0.00	0.00	0.00	0.00	0.00	0.00	0.00	0.00	0.00	0.00
29	0.00	0.00	0.00	0.00	0.00	0.00	0.00	0.00	0.00	0.00	0.00	0.00	0.00	0.00	0.00	0.00	0.00	0.00	0.00	0.00	0.00	0.00	0.00	0.00	0.00
30	0.00	0.00	0.00	0.00	0.00	0.00	0.00	0.00	0.00	0.00	0.00	0.00	0.00	0.00	0.00	0.00	0.00	0.00	0.00	0.00	0.00	0.00	0.00	0.00	0.00
31	0.00	0.00	0.00	0.00	0.00	0.00	0.00	0.00	0.00	0.00	0.00	0.00	0.00	0.00	0.00	0.00	0.00	0.00	0.00	0.00	0.00	0.00	0.00	0.00	0.00

Serbia October 2018

Statistics on Monthly Auction

October 2018		1	2	3	4	5	6	7	8	9	10	11	12	13	14	15	16	17	18	19	20	21	22	23	24	25	26	27	28	29	30	31
Hungary export	Number of Capacity Traders	18	18	18	18	18	18	18	18	18	18	18	18	18	18	18	18	18	18	18	18	18	18	18	18	18	18	18	18	18	18	
	Number of Capacity Holders	5	5	5	5	5	5	5	5	5	5	5	5	5	5	5	5	5	5	5	5	5	5	5	5	5	5	5	5	5	5	
	Number of Bids	92	92	92	92	92	92	92	92	92	92	92	92	92	92	92	92	92	92	92	92	92	92	92	92	92	92	92	92	92	92	
Hungary import	Number of Capacity Traders	12	12	12	12	12	12	12	12	12	12	12	12	12	12	12	12	12	12	12	12	12	12	12	12	12	12	12	12	12		
	Number of Capacity Holders	5	5	5	5	5	5	5	5	5	5	5	5	5	5	5	5	5	5	5	5	5	5	5	5	5	5	5	5	5		
	Number of Bids	47	47	47	47	47	47	47	47	47	47	47	47	47	47	47	47	47	47	47	47	47	47	47	47	47	47	47	47	47		
Bulgaria export	Number of Capacity Traders	16	16	16	16	16	16	16	16	16	16	16	16	16	16	16	16	16	16	16	16	16	16	15	15	15	15	15	15	15		
	Number of Capacity Holders	11	11	11	11	11	11	11	11	11	11	11	11	11	11	11	11	11	11	11	11	11	11	8	8	8	8	8	8	8		
	Number of Bids	59	59	59	59	59	59	59	59	59	59	59	59	59	59	59	59	59	59	59	59	59	59	58	58	58	58	58	58	58		
Bulgaria import	Number of Capacity Traders	16	16	16	16	16	16	16	16	16	16	16	16	16	16	16	16	16	16	16	16	16	16	16	16	16	16	16	16	16		
	Number of Capacity Holders	11	11	11	11	11	11	11	11	11	11	11	11	11	11	11	11	11	11	11	11	11	11	11	6	6	6	6	6	6		
	Number of Bids	64	64	64	64	64	64	64	64	64	64	64	64	64	64	64	64	64	64	64	64	64	64	64	64	64	64	64	64	64		
Serbia export	Number of Capacity Traders	9	9	9	9	9	9	9	9	7	7	7	7	8	8	8	8	8	8	8	8	8	8	8	8	8	8	8	8	8		
	Number of Capacity Holders	7	7	7	7	7	7	7	6	6	6	6	6	7	7	7	7	7	7	7	7	7	7	7	7	7	7	7	7	5		
	Number of Bids	48	48	48	48	48	49	49	34	34	34	34	34	43	43	43	43	42	42	42	43	43	43	43	43	43	44	44	36	36		
Serbia import	Number of Capacity Traders	10	10	10	10	10	10	10	10	10	10	10	10	10	10	10	10	10	10	10	10	10	9	9	9	9	9	10	10	10		
	Number of Capacity Holders	6	6	6	6	6	6	6	6	6	6	6	6	6	6	6	6	7	7	7	7	7	7	6	6	6	6	9	9	6		
	Number of Bids	25	25	25	25	25	25	25	25	25	25	25	25	25	25	25	25	28	28	28	28	28	28	20	20	20	20	28	28	30		
Ukraine export	Number of Capacity Traders	-	-	-	-	-	-	-	-	-	-	-	-	-	-	-	-	-	-	-	-	3	3	3	3	3	3	3	-			
	Number of Capacity Holders	-	-	-	-	-	-	-	-	-	-	-	-	-	-	-	-	-	-	-	-	3	3	3	3	3	3	3	-			
	Number of Bids	-	-	-	-	-	-	-	-	-	-	-	-	-	-	-	-	-	-	-	-	7	7	7	7	7	7	7	-			
Ukraine import	Number of Capacity Traders	-	-	-	-	-	-	-	-	-	-	-	-	-	-	-	-	4	4	4	4	4	4	-	-	-	-	4	4	-		
	Number of Capacity Holders	-	-	-	-	-	-	-	-	-	-	-	-	-	-	-	-	4	4	4	4	4	4	-	-	-	-	4	4	-		
	Number of Bids	-	-	-	-	-	-	-	-	-	-	-	-	-	-	-	-	9	9	9	9	9	9	-	-	-	-	9	9	-		
Moldavia import RO_Cioara	Number of Capacity Traders	-	-	-	-	-	-	-	-	-	-	-	-	-	-	-	-	-	-	-	-	-	-	-	-	-	-	-	-	-		
	Number of Capacity Holders	-	-	-	-	-	-	-	-	-	-	-	-	-	-	-	-	-	-	-	-	-	-	-	-	-	-	-	-	-		
	Number of Bids	-	-	-	-	-	-	-	-	-	-	-	-	-	-	-	-	-	-	-	-	-	-	-	-	-	-	-	-	-		
Moldavia import RO_Costesti	Number of Capacity Traders	-	-	-	-	-	-	-	-	-	-	-	-	-	-	-	-	-	-	-	-	-	-	-	-	-	-	-	-	-		
	Number of Capacity Holders	-	-	-	-	-	-	-	-	-	-	-	-	-	-	-	-	-	-	-	-	-	-	-	-	-	-	-	-	-		
	Number of Bids	-	-	-	-	-	-	-	-	-	-	-	-	-	-	-	-	-	-	-	-	-	-	-	-	-	-	-	-	-		
Moldavia import RO_Vulcanesti	Number of Capacity Traders	-	-	-	-	-	-	-	-	-	-	-	-	-	-	-	-	-	-	-	-	-	-	-	-	-	-	-	-	-		
	Number of Capacity Holders	-	-	-	-	-	-	-	-	-	-	-	-	-	-	-	-	-	-	-	-	-	-	-	-	-	-	-	-	-		
	Number of Bids	-	-	-	-	-	-	-	-	-	-	-	-	-	-	-	-	-	-	-	-	-	-	-	-	-	-	-	-	-		

October 2018	Maximum	Minimum
Number of Capacity Traders	18	4
Number of Capacity Holders	11	4
Number of Bids	92	9

Statistics on Daily Auctions

October 2018		Daily Auctions		1	2	3	4	5	6	7	8	9	10	11	12	13	14	15	16	17	18	19	20	21	22	23	24	25	26	27	28	29	30	31
Serbia Export	Maximum Number of Capacity Traders	4	8	10	9	9	9	6	6	9	8	8	7	9	4	5	9	8	8	8	8	5	5	8	5	7	8	9	6	6	10	9		
	Maximum Number of Capacity Holders	2	4	4	4	6	3	4	6	8	7	8	6	3	4	4	6	5	7	8	7	3	5	7	2	2	7	5	5	5	5	3		
	Maximum Number of Bids	7	16	22	17	17	16	12	11	14	10	13	8	15	8	10	18	16	14	16	17	5	5	11	6	9	14	19	19	14	22	19		
Serbia Import	Maximum Number of Capacity Traders	5	10	8	8	9	9	7	7	9	7	8	8	8	7	7	8	8	9	10	9	7	6	9	8	8	10	8	6	7	8	10		
	Maximum Number of Capacity Holders	5	7	8	8	7	8	7	7	7	7	7	8	8	7	7	7	8	8	9	8	7	6	8	8	7	8	8	6	6	7	8		
	Maximum Number of Bids	17	23	20	20	26	24	20	19	25	19	23	23	22	19	23	25	25	26	28	26	22	22	24	20	22	31	25	12	20	27	30		
Bulgaria Export	Maximum Number of Capacity Traders	8	8	9	11	10	9	6	6	9	8	10	10	12	8	8	7	7	9	9	9	6	8	9	12	11	10	9	5	6	8	8		
	Maximum Number of Capacity Holders	7	8	9	11	10	9	6	6	9	8	10	10	11	8	8	7	7	9	9	9	6	7	9	9	9	9	9	4	6	8	8		
	Maximum Number of Bids	11	12	13	16	15	15	9	13	14	13	16	17	20	16	13	12	12	15	15	13	11	12	13	22	15	18	16	7	11	12	14		
Bulgaria Import	Maximum Number of Capacity Traders	9	11	11	12	12	11	10	9	13	13	14	13	13	10	11	13	12	13	11	12	8	9	13	11	13	13	13	7	10	13	13		
	Maximum Number of Capacity Holders	9	8	7	9	9	7	8	5	9	8	10	10	10	10	9	8	8	9	9	8	7	7	9	9	10	9	9	7	7	9	9		
	Maximum Number of Bids	15	21	20	21	20	20	16	17	24	23	22	20	21	17	20	24	20	22	19	23	15	16	19	16	20	23	25	13	19	22	21		

Note: In the table are presented the daily maximum hourly values.

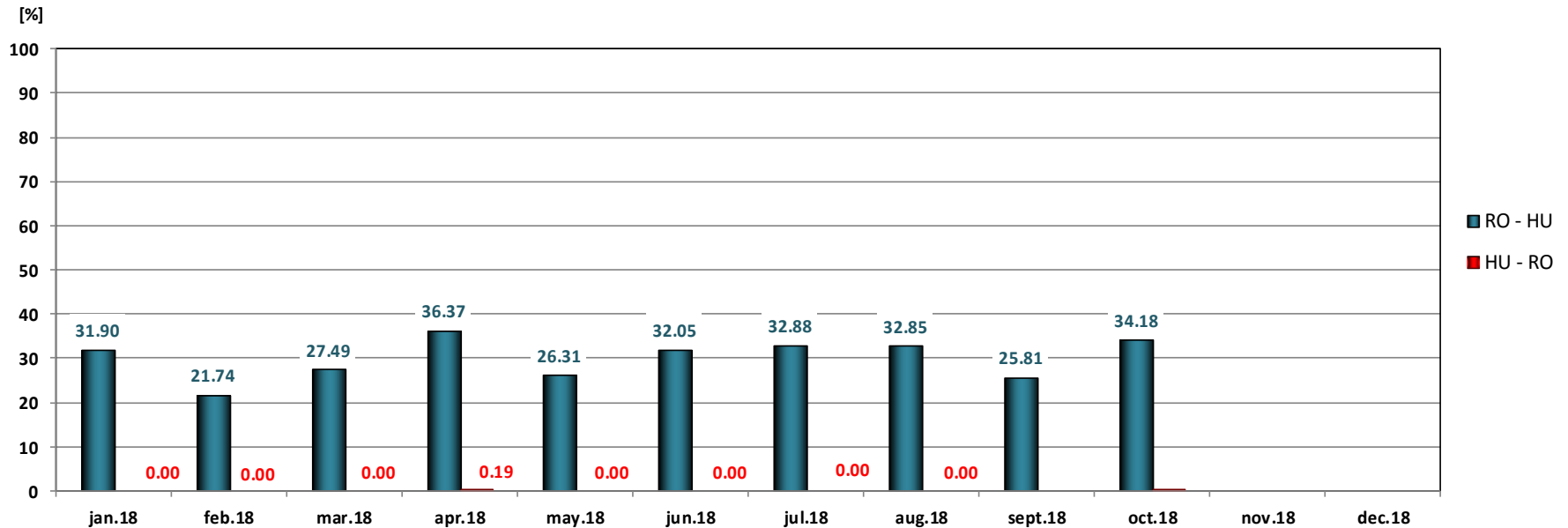
Statistics on Intraday Auctions

October 2018	Intraday Auctions	1	2	3	4	5	6	7	8	9	10	11	12	13	14	15	16	17	18	19	20	21	22	23	24	25	26	27	28	29	30	31	
Hungary Export	Maximum Number of Capacity Traders	2	1	2	2	2	1	0	1	1	1	0	0	0	0	1	0	0	0	0	0	0	1	1	0	0	1	0	1	1	1	2	
	Maximum Number of Capacity Holders	2	1	2	2	2	1	-	1	1	1	-	-	-	-	1	-	-	-	-	-	-	1	1	-	-	1	-	1	1	1	2	
Hungary Import	Maximum Number of Capacity Traders	1	2	1	1	2	1	0	1	1	1	1	2	0	0	1	0	1	0	0	0	0	1	1	1	2	1	0	0	2	1	2	
	Maximum Number of Capacity Holders	1	2	1	1	2	1	-	1	1	1	1	2	-	-	1	-	1	-	-	-	-	1	1	1	2	1	-	-	2	1	2	
Serbia Export	Maximum Number of Capacity Traders	1	1	1	0	1	0	0	1	1	1	0	0	0	0	0	0	1	0	0	0	0	0	0	0	0	0	1	0	0	1	0	1
	Maximum Number of Capacity Holders	1	1	1	-	1	-	-	1	1	1	-	-	-	-	-	-	1	-	-	-	-	-	-	-	-	-	1	-	-	1	-	1
Serbia Import	Maximum Number of Capacity Traders	1	1	1	0	1	0	0	1	1	1	1	1	0	0	1	0	1	0	0	0	0	0	0	0	1	1	1	0	0	1	1	
	Maximum Number of Capacity Holders	1	1	1	-	1	-	-	1	1	1	1	1	-	-	1	-	1	-	-	-	-	-	-	-	-	1	1	1	-	-	1	1

Note: In the table are presented the daily maximum hourly values.

Usage Level of Allocated Capacity

Usage Level of Yearly and Monthly Allocated Capacity on Romanian - Hungarian border

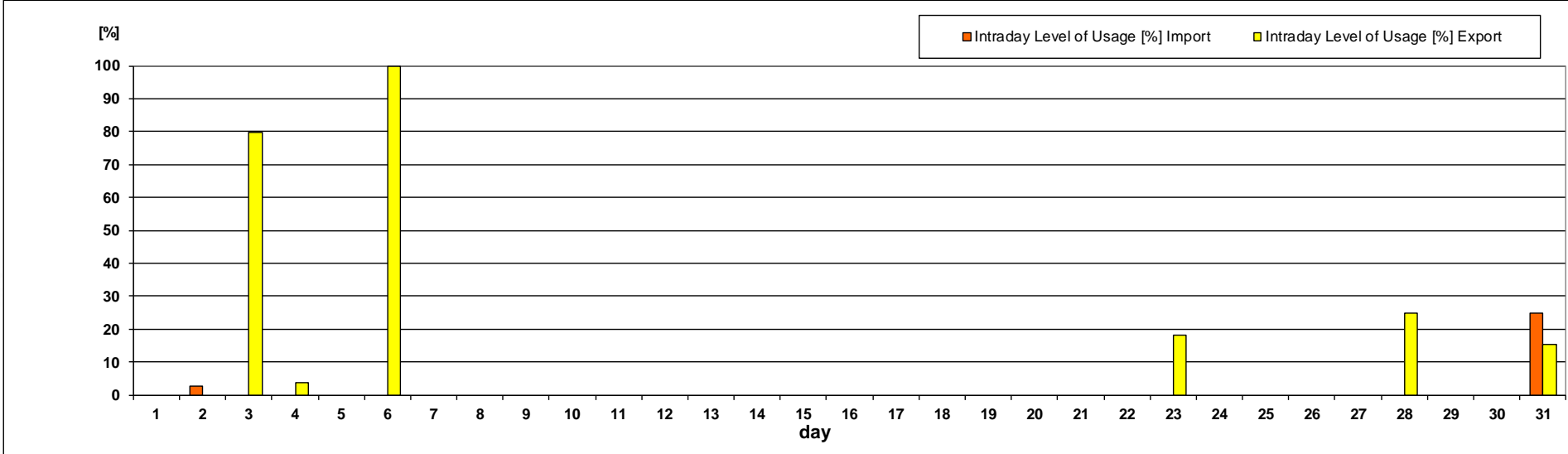


CET

Usage level of yearly and monthly allocated capacity was calculated as ratio between nominated capacity and sum of allocated capacity at yearly and monthly auctions. From the beginning of the year, the average values (arithmetic) of usage level are: 30.16 % on export direction and 0.02 % on import direction.

Usage Level of Intraday Allocated Capacity

Hungary October 2018



Intraday Level of Usage [%]

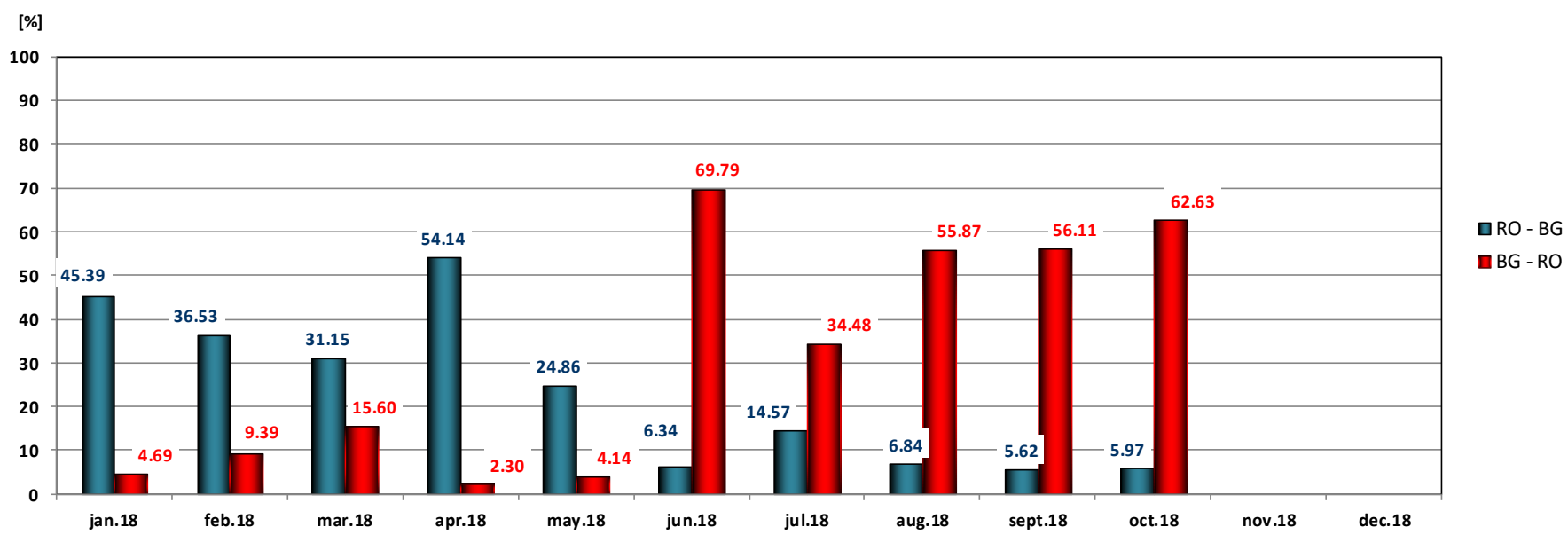
October 2018	1	2	3	4	5	6	7	8	9	10	11	12	13	14	15	16	17	18	19	20	21	22	23	24	25	26	27	28	29	30	31
Import	0.00	2.73	0.00	0.00	0.00	0.00	-	0.00	0.00	0.00	0.00	0.00	-	-	0.00	-	0.00	-	-	-	-	0.00	0.00	0.00	0.00	0.00	-	-	0.00	0.00	24.88
Export	0.00	0.00	79.76	3.64	0.00	100.00	-	0.00	0.00	0.00	-	-	-	-	0.00	-	-	-	-	-	-	0.00	18.13	-	-	0.00	-	25.00	0.00	0.00	15.43

Level of usage of intraday allocated capacity, calculated at monthly level, as ratio between sum of nominated intraday capacities and sum of intraday allocated capacities, has the following values:

- Import 2.81 [%]
- Export 29.61 [%]

Usage Level of Allocated Capacity

Usage Level of Yearly and Monthly Allocated Capacity on Romanian - Bulgarian border

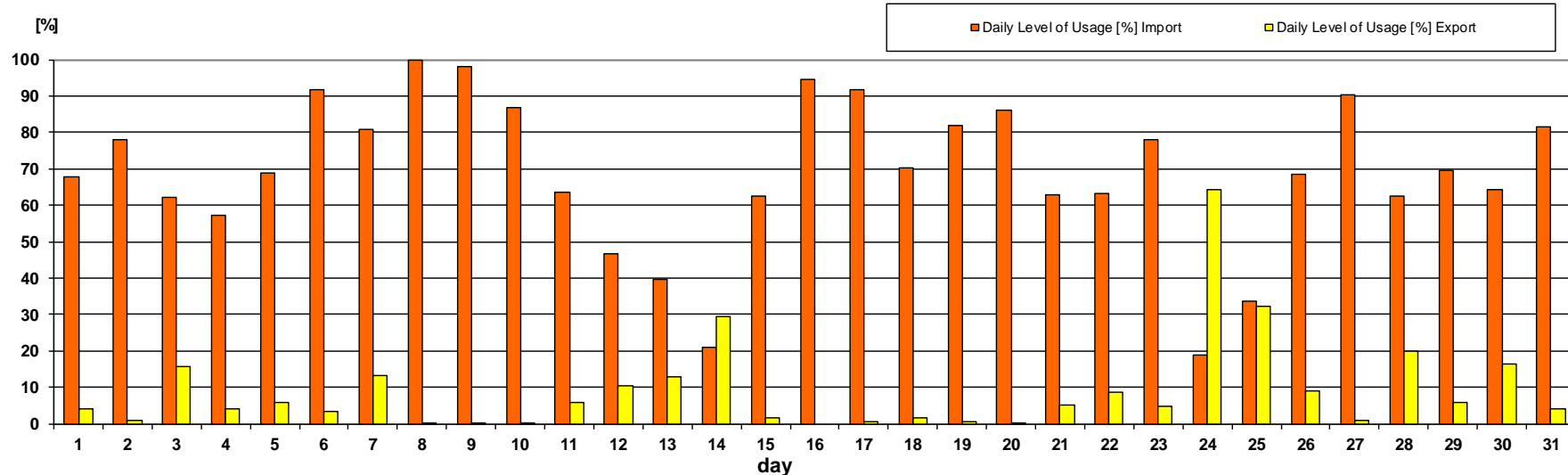


CET

Usage level of yearly and monthly allocated capacity was calculated as ratio between nominated capacity and sum of allocated capacity at yearly and monthly auctions. From the beginning of the year, the average values (arithmetic) of usage level are: 23.14 % on export direction and 31.5 % on import direction.

Usage Level of Daily Allocated Capacity

Bulgaria October 2018



Daily Level of Usage [%]

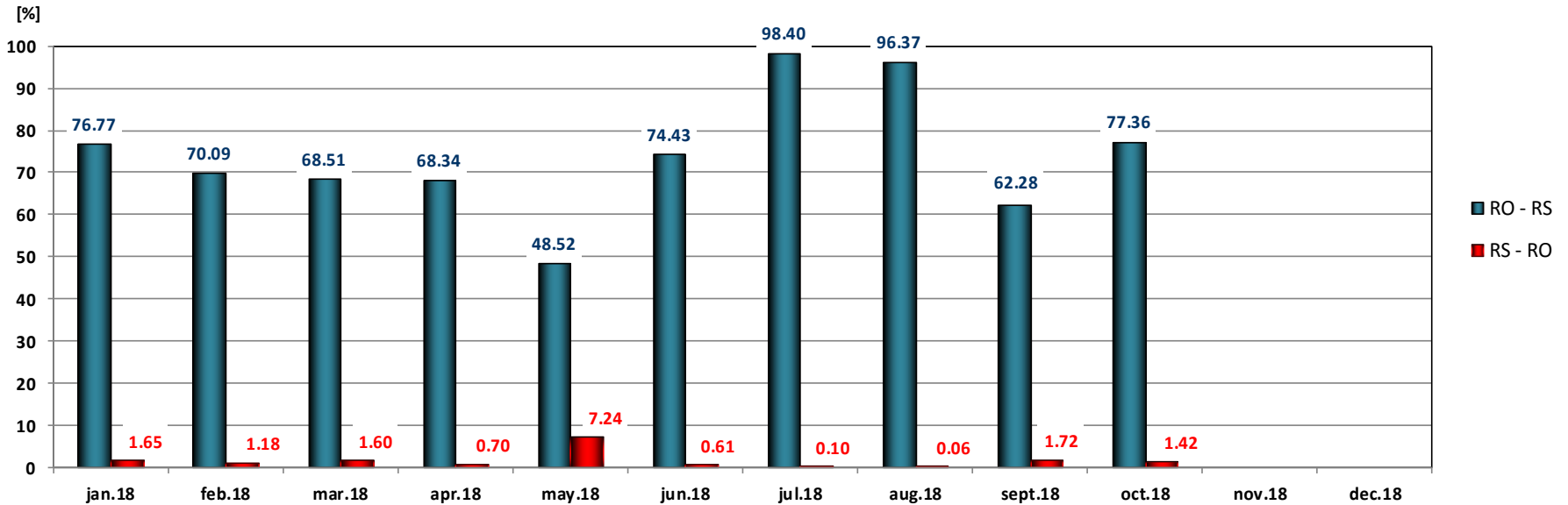
October 2018	1	2	3	4	5	6	7	8	9	10	11	12	13	14	15	16	17	18	19	20	21	22	23	24	25	26	27	28	29	30	31
Import	67.80	77.87	62.08	57.30	68.96	91.57	80.91	100.00	98.13	86.62	63.46	46.80	39.47	20.88	62.61	94.37	91.56	70.10	81.88	86.06	63.03	63.32	78.07	18.92	33.80	68.46	90.31	62.47	69.46	64.33	81.36
Export	4.22	0.85	15.79	4.16	5.76	3.36	13.05	0.19	0.27	0.10	5.69	10.28	13.00	29.38	1.44	0.00	0.39	1.41	0.64	0.29	5.10	8.75	4.88	64.37	32.29	9.01	0.81	19.80	5.94	16.29	3.87

Level of usage of daily allocated capacity, calculated at monthly level, as ratio between sum of nominated daily capacities and sum of daily allocated capacities, has the following values:

- Import 66.06 [%]
- Export 7.73 [%]

Usage Level of Allocated Capacity

Usage Level of Yearly and Monthly Allocated Capacity on Romanian - Serbian border



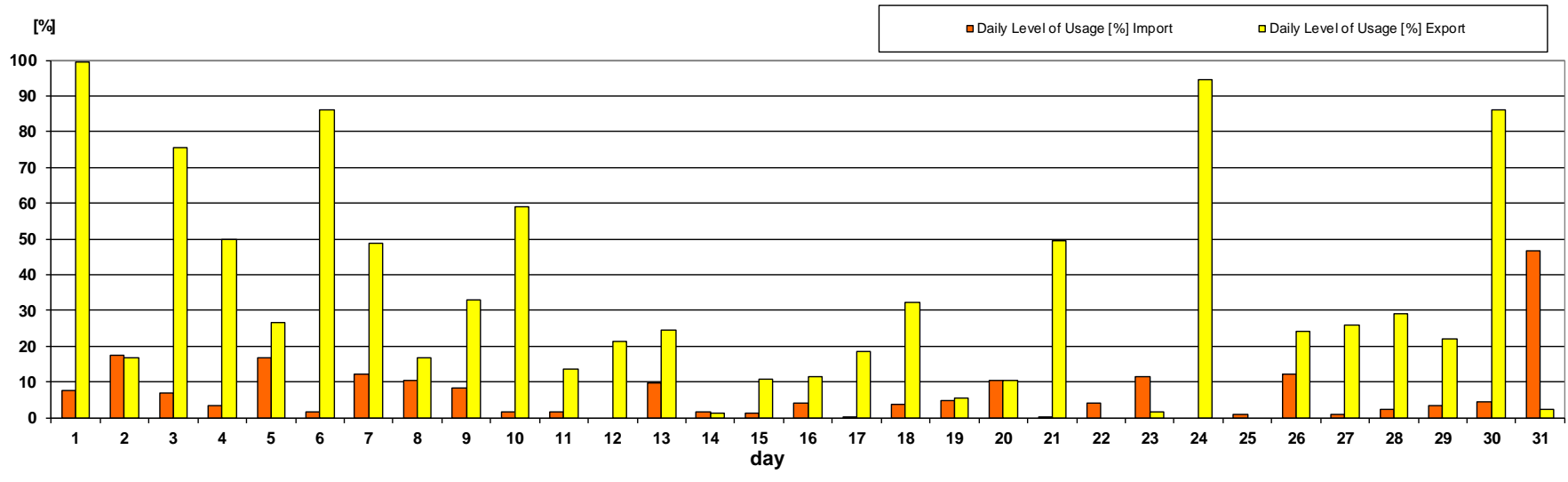
CET

Usage level of yearly and monthly allocated capacity was calculated as ratio between nominated capacity and sum of allocated capacity at yearly and monthly auctions. From the beginning of the year, the average values (arithmetic) of usage level are: 74.11 % on export direction and 1.63 % on import direction.

Usage Level of Daily Allocated Capacity

Serbia

October 2018



Daily Level of Usage [%]

October 2018	1	2	3	4	5	6	7	8	9	10	11	12	13	14	15	16	17	18	19	20	21	22	23	24	25	26	27	28	29	30	31
Import	7.72	17.28	7.04	3.47	16.80	1.65	12.12	10.29	8.19	1.56	1.47	0.00	9.67	1.58	1.33	3.97	0.21	3.57	4.64	10.32	0.00	4.06	11.34	0.00	0.80	12.05	0.81	2.34	3.36	4.25	46.68
Export	99.40	16.77	75.53	49.75	26.43	86.25	48.77	16.61	33.06	58.88	13.55	21.41	24.57	1.29	10.62	11.38	18.54	32.34	5.46	10.46	49.56	0.00	1.74	94.44	0.00	24.21	25.74	29.17	21.96	86.22	2.14

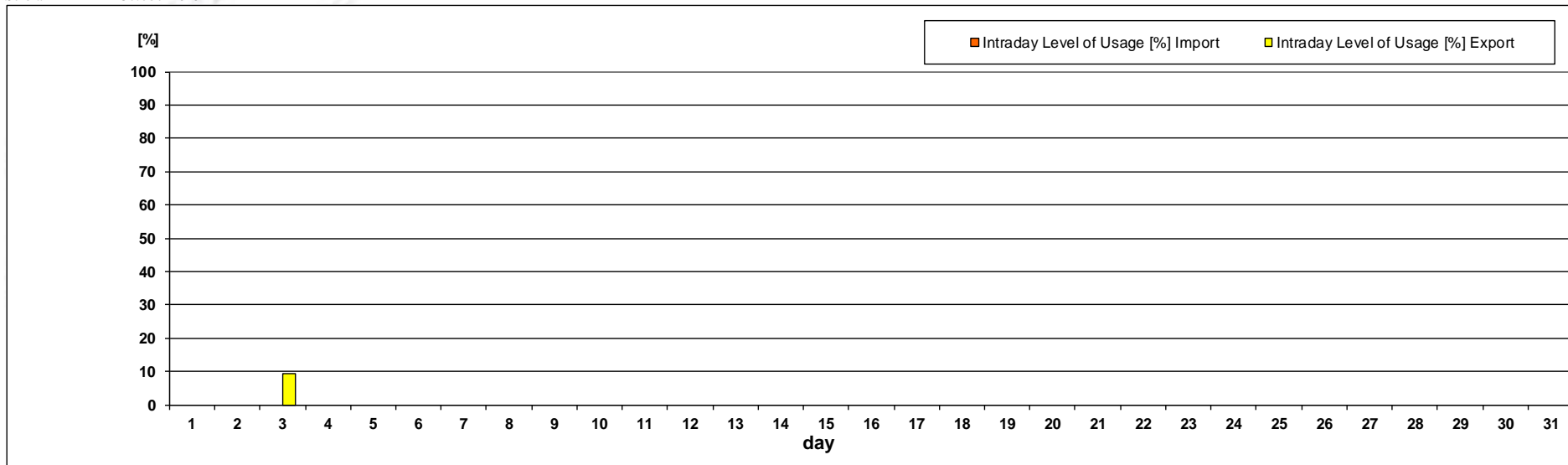
Level of usage of daily allocated capacity, calculated at monthly level, as ratio between sum of nominated daily capacities and sum of daily allocated capacities, has the following values:

- Import 6.10 [%]
- Export 25.46 [%]

Usage Level of Intraday Allocated Capacity

Serbia

October 2018



Intraday Level of Usage [%]

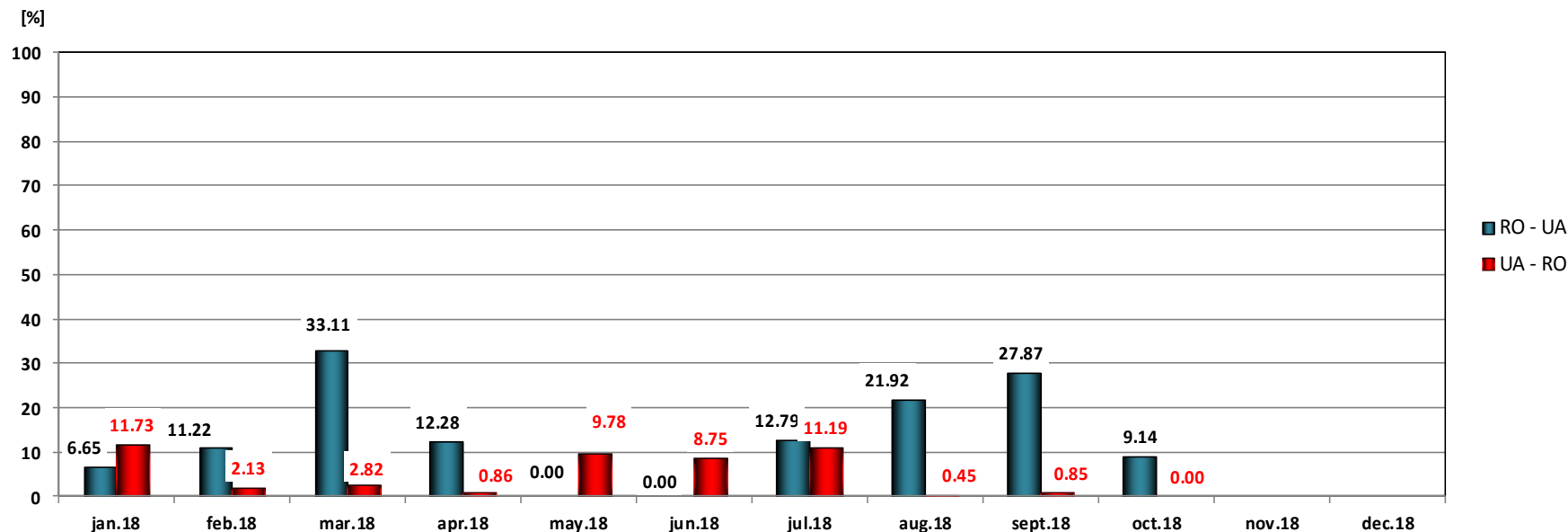
October 2018	1	2	3	4	5	6	7	8	9	10	11	12	13	14	15	16	17	18	19	20	21	22	23	24	25	26	27	28	29	30	31
Import	0.00	0.00	0.00	-	0.00	-	-	0.00	0.00	0.00	0.00	0.00	-	-	0.00	-	0.00	-	-	-	-	-	-	0.00	0.00	0.00	-	-	0.00	0.00	0.00
Export	0.00	0.00	9.50	-	0.00	-	-	0.00	0.00	0.00	-	-	-	-	-	-	0.00	-	-	-	-	-	-	-	-	0.00	-	-	0.00	-	0.00

Level of usage of intraday allocated capacity, calculated at monthly level, as ratio between sum of nominated intraday capacities and sum of intraday allocated capacities, has the following values:

- Import 0.00 [%]
- Export 1.05 [%]

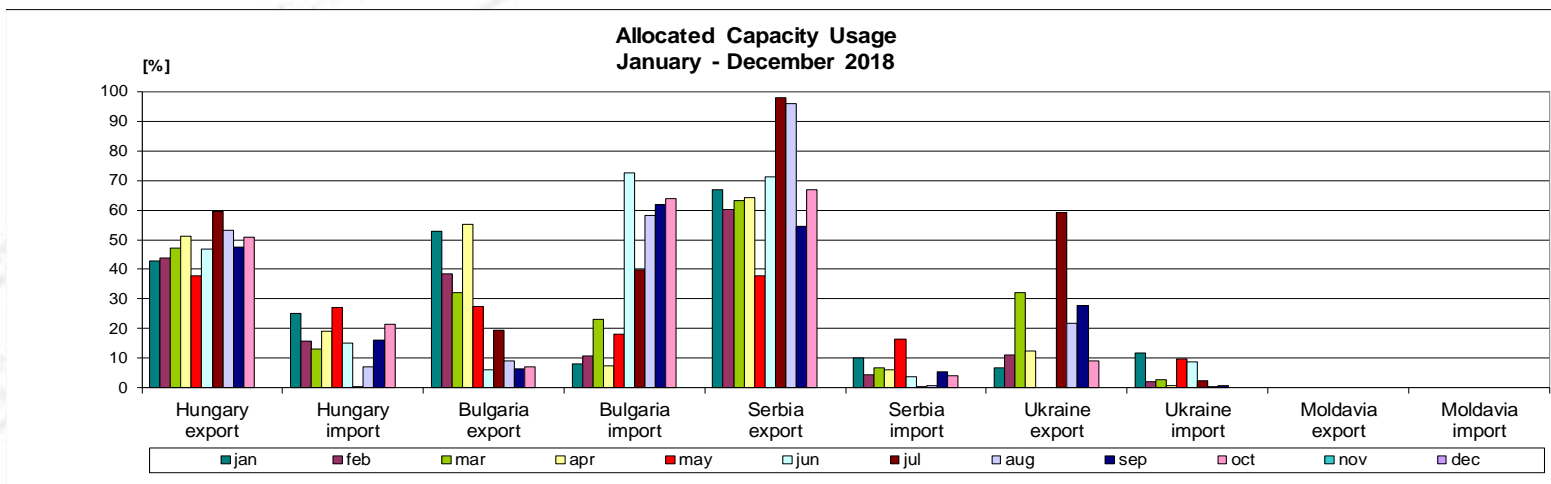
Usage Level of Allocated Capacity

Usage Level of Yearly and Monthly Allocated Capacity on Romanian - Ukrainian border



CET

Usage level of yearly and monthly allocated capacity was calculated as ratio between nominated capacity and sum of allocated capacity at yearly and monthly auctions. From the beginning of the year, the average values (arithmetic) of usage level are: 15 % on export direction and 4.86 % on import direction.



The allocated capacity level of usage on one border and direction represents the percentage ratio between the energy associated with the commercial transactions, nominated during a month, and the energy associated with the allocated capacity by the Romanian and by the neighbouring side, to all participants who have or not counterparties on the other side of the border.

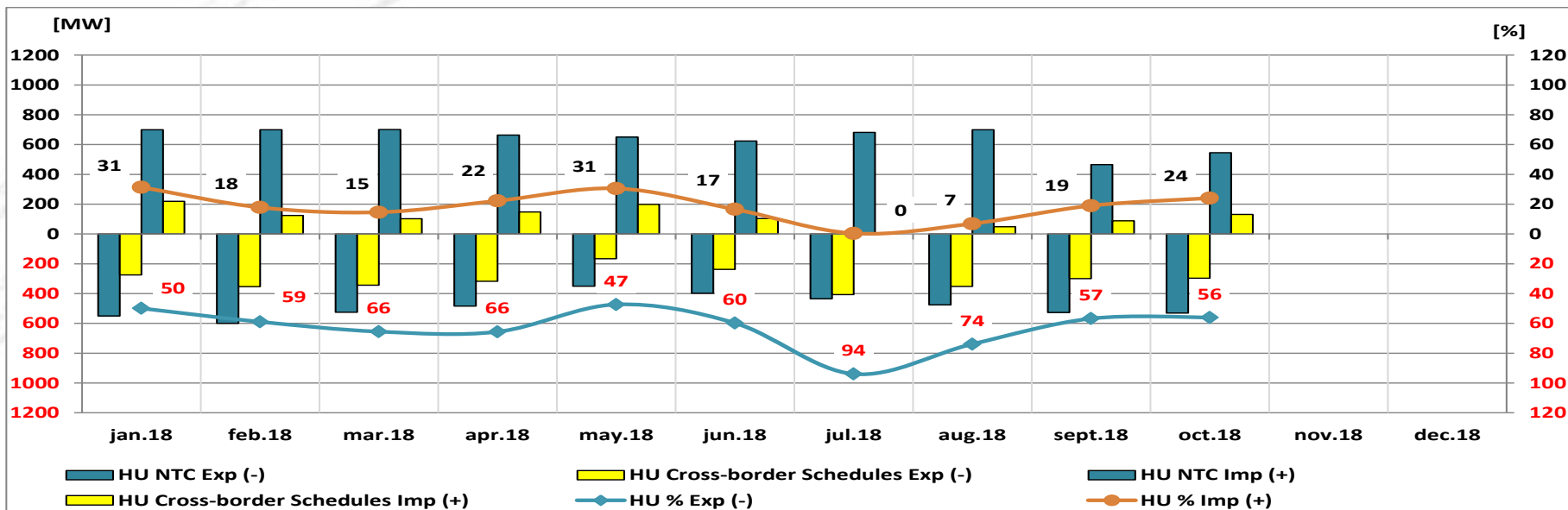
[%]	Hungary export	Hungary import	Bulgaria export	Bulgaria import	Serbia export	Serbia import	Ukraine export	Ukraine import	Moldavia export	Moldavia import
jan	42.85	25.06	52.91	8.06	66.82	10.22	6.65	11.73	-	-
feb	43.95	15.88	38.61	10.71	60.33	4.39	11.22	2.13	-	-
mar	47.22	13.18	32.02	23.10	63.24	6.71	32.07	2.73	-	-
apr	51.30	19.24	55.18	7.41	64.04	6.21	12.28	0.86	-	-
may	37.90	27.21	27.62	17.97	37.67	16.53	-	9.78	-	-
jun	46.67	15.04	6.04	72.46	71.06	3.85	0.00	8.75	-	-
jul	59.56	0.46	19.31	39.85	97.77	0.29	59.31	2.41	-	-
aug	53.33	7.04	9.10	58.17	95.87	0.63	21.92	0.45	-	-
sep	47.46	16.26	6.50	61.84	54.66	5.52	27.87	0.85	-	-
oct	50.71	21.55	7.06	63.91	67.02	4.18	9.14	0.00	-	-
nov										
dec										
average	48.09	16.09	25.43	36.35	67.85	5.85	20.05	3.97	-	-

Type B

In October 2018, the highest levels of usage on export direction was obtained on Serbian border and the highest level of usage on import direction was obtained on Bulgarian border.

Usage Level of NTC on Romanian – Hungarian border

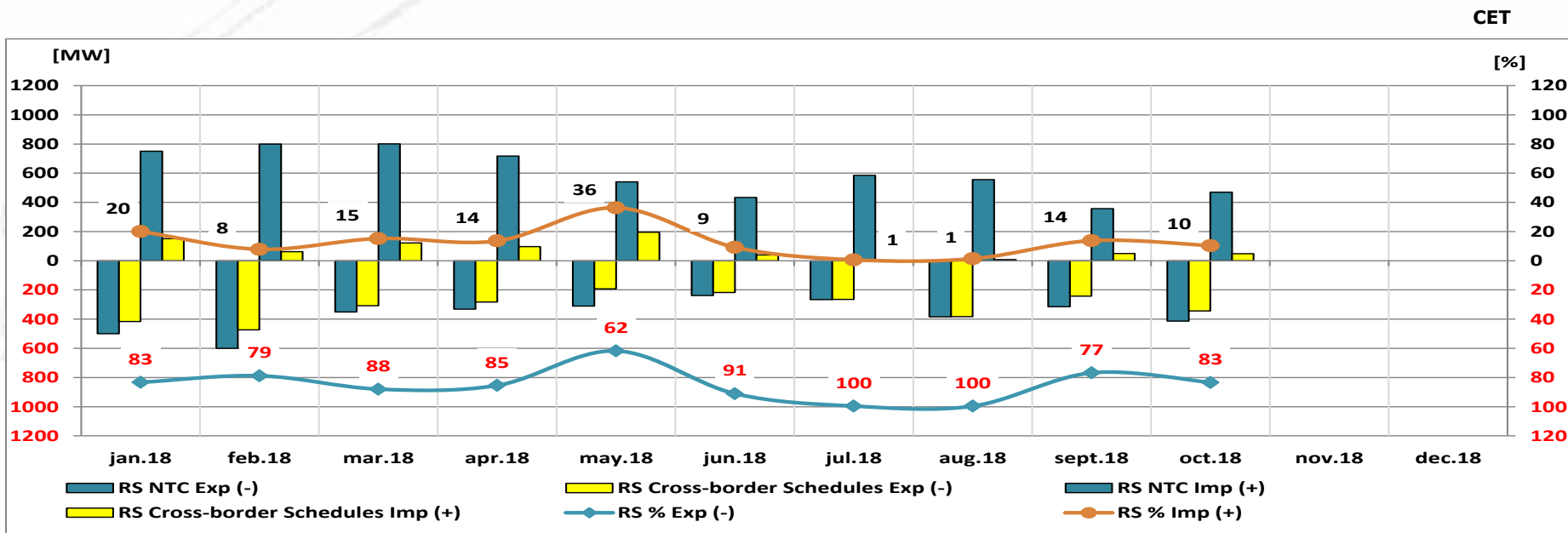
CET



Hungary (monthly averages values, MW)	jan.18	feb.18	mar.18	apr.18	may.18	jun.18	jul.18	aug.18	sept.18	oct.18	nov.18	dec.18
HU NTC Exp (-)	-550	-600	-525	-483	-350	-397	-434	-476	-527	-531		
HU Cross-border Schedules Exp (-)	-274	-354	-344	-317	-166	-237	-408	-351	-299	-297		
HU NTC Imp (+)	700	700	701	663	650	623	682	700	465	545		
HU Cross-border Schedules Imp (+)	219	125	102	148	199	103	3	48	88	131		

The level of usage was calculated as ratio between total cross-border schedules (capacity nominated on long and short term) and NTC. From the beginning of the year, the average values (arithmetic) of usage level are: 62.76 % on export direction and 18.36 % on import direction.

Usage Level of NTC on Romanian – Serbian border

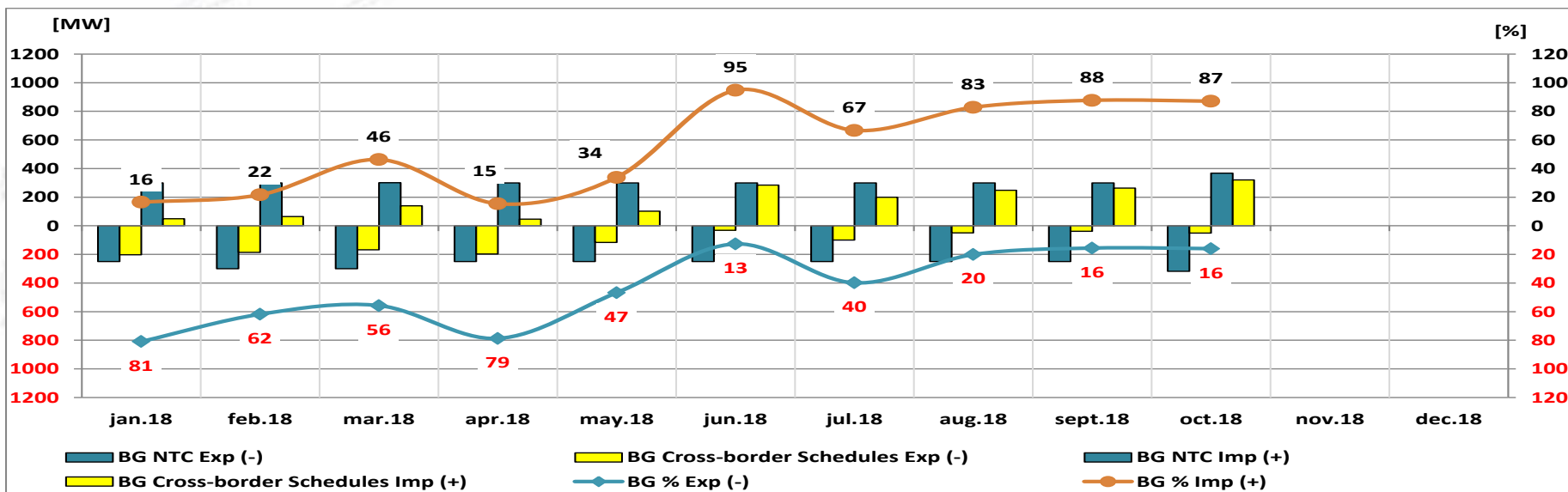


Serbia (monthly averages values, MW)	jan.18	feb.18	mar.18	apr.18	may.18	jun.18	jul.18	aug.18	sept.18	oct.18	nov.18	dec.18
RS NTC Exp (-)	-500	-600	-350	-332	-311	-238	-266	-384	-315	-413		
RS Cross-border Schedules Exp (-)	-416	-473	-308	-283	-192	-217	-265	-382	-242	-345		
RS NTC Imp (+)	750	800	801	717	540	433	585	556	357	470		
RS Cross-border Schedules Imp (+)	151	63	122	97	196	40	4	8	49	49		

The level of usage was calculated as ratio between total cross-border schedules (capacity nominated on long and short term) and NTC. From the beginning of the year, the average values (arithmetic) of usage level are: 84.77 % on export direction and 12.84 % on import direction.

Usage Level of NTC on Romanian – Bulgarian border

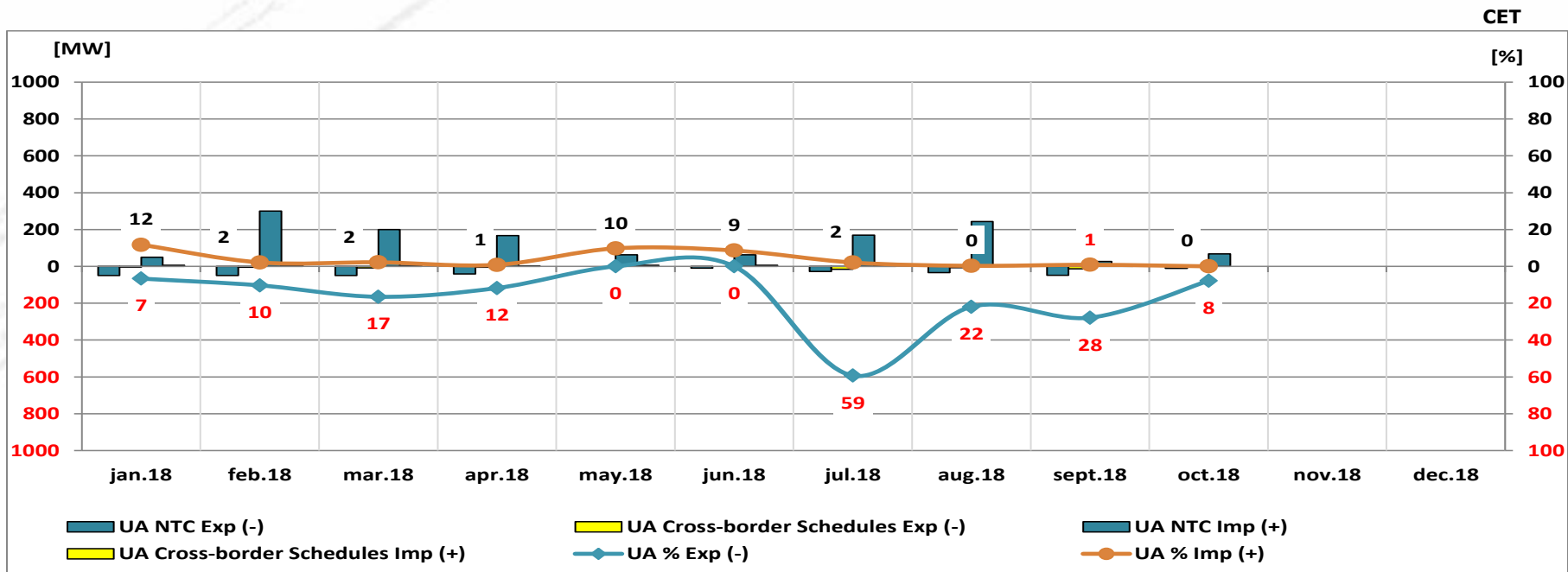
CET



Bulgaria (monthly averages values, MW)	jan.18	feb.18	mar.18	apr.18	may.18	jun.18	jul.18	aug.18	sept.18	oct.18	nov.18	dec.18
BG NTC Exp (-)	-250	-300	-300	-250	-250	-250	-250	-250	-250	-318		
BG Cross-border Schedules Exp (-)	-202	-185	-167	-197	-117	-32	-100	-50	-39	-51		
BG NTC Imp (+)	300	300	300	300	300	300	300	300	300	368		
BG Cross-border Schedules Imp (+)	49	65	139	46	101	284	200	248	263	320		

The level of usage was calculated as ratio between total cross-border schedules (capacity nominated on long and short term) and NTC. From the beginning of the year, the average values (arithmetic) of usage level are: 42.81 % on export direction and 55.27 % on import direction.

Usage Level of NTC on Romanian – Ukrainian border



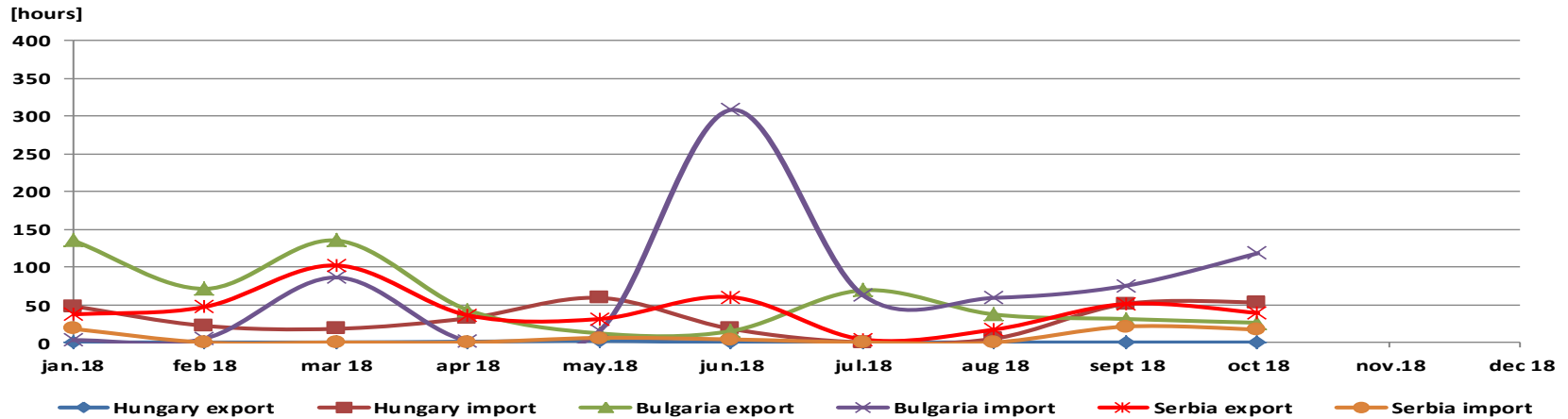
Ukraine (monthly averages values, MW)	jan.18	feb.18	mar.18	apr.18	may.18	jun.18	jul.18	aug.18	sept.18	oct.18	nov.18	dec.18
UA NTC Exp (-)	-50	-50	-50	-42	0	-10	-27	-34	-48	-11		
UA Cross-border Schedules Exp (-)	-3	-5	-8	-5	-	0	-16	-7	-13	-1		
UA NTC Imp (+)	50	300	200	167	63	63	169	244	27	68		
UA Cross-border Schedules Imp (+)	6	6	4	1	6	5	4	1	0	0		

The level of usage was calculated as ratio between total cross-border schedules (capacity nominated on long and short term) and NTC. From the beginning of the year, the average values (arithmetic) of usage level are: 18.02 % on export direction and 3.85 % on import direction.

Maximization of NTC Usage

CET

Number of hours in which the sum of nominated cross-border schedules is higher than NTC



Number of hours	jan.18	feb 18	mar 18	apr 18	may.18	jun.18	jul.18	aug 18	sept 18	oct 18	nov.18	dec 18
Hungary export	0	0	0	1	2	0	0	0	0	0		
Hungary import	48	22	18	32	59	18	0	5	51	53		
Bulgaria export	135	71	135	43	12	15	69	37	31	26		
Bulgaria import	3	5	86	2	15	308	63	59	75	118		
Serbia export	37	47	102	36	31	60	4	17	51	39		
Serbia import	18	0	0	0	6	4	0	0	21	17		

By making efficient use of the interconnection (applying “netting” principle in daily and intra-day offered capacity calculation) there are some hours in which sum of nominated cross-border schedules is higher than the NTC.

Synthesis (C1, C3, HHI) on type of auction and total values

October 2018

Border	Auction												Total		
	Yearly			Monthly			Daily			Intraday			Total		
	C1 [%]	C3 [%]	HHI	C1 [%]	C3 [%]	HHI	C1 [%]	C3 [%]	HHI	C1 [%]	C3 [%]	HHI	C1 [%]	C3 [%]	HHI
Hungary import	31.14	65.71	1919	33.33	79.17	2465	-	-	-	77.33	99.68	6430	25.30	57.49	1533
Hungary export	30.00	73.14	1983	31.25	75.00	2278	-	-	-	50.47	97.25	4583	23.95	63.82	1547
Bulgaria import	21.00	51.00	1332	38.68	67.97	2121	35.66	62.21	1847	-	-	-	25.86	58.77	1437
Bulgaria export	32.00	63.00	1834	25.00	65.37	1637	40.18	78.00	2441	-	-	-	27.08	59.10	1495
Serbia import	59.33	82.67	3881	27.24	64.04	1745	31.41	71.94	2185	100.00	100.00	10000	19.13	56.14	1412
Serbia export	36.50	76.00	2323	26.91	61.53	1756	53.23	84.44	3534	93.07	100.00	8709	21.99	53.69	1334
Ukraine import	-	-	-	60.24	87.95	4161	-	-	-	-	-	-	60.24	87.95	4161
Ukraine export	-	-	-	37.82	100.00	3375	-	-	-	-	-	-	37.82	100.00	3375
Moldavia import	-	-	-	-	-	-	-	-	-	-	-	-	-	-	-

Note:

- Starting with 20.11.2014, on Hungarian border the implicit daily allocation is done through the market coupling mechanism of CZ-SK-HU day-ahead electricity markets.
- Starting with 01.01.2015, intraday auctions are no longer organized on the Bulgarian border, since the Bulgarian market rules do not allow intraday cross-border exchanges.

Email: Monitorizare.Piata@transelectrica.ro

Fax: 021 3035630