

MARKET MONITORING REPORT

Market for Allocation of Cross-Border Capacities

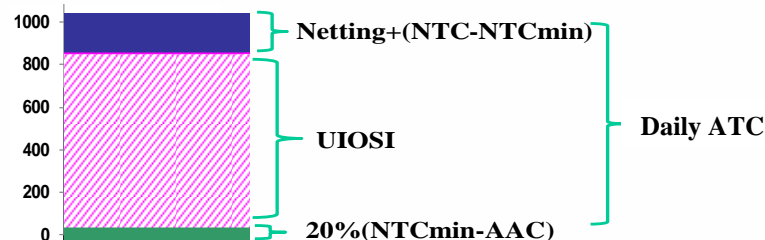
November 2018

ANRE - Romanian Energy Regulatory Authority
HHI - Herfindahl-Hirschman Index
BRP - Balance Responsible Party
BM - Balancing Market
DAM - Day Ahead Market
TSO - Transmission System Operator
DU – Dispatchable Unit
PN – Physical Notification
NDC - National Dispatching Center
C1 – The market share of the largest market participant
C3 – Total market share of top 3 market participants
NPS – Minimum number of residual generators
TTC – Total Transfer Capacity
NTC – Net Transfer Capacity
ATC – Available Transfer Capacity

According to the Commercial Code, Transelectrica, the Romanian Transmission System Operator, operates and monitors the activity of 3 types of markets: Balancing Market, Ancillary Services Market and Market for Allocation of Cross-Border Capacities.

Using the records from the markets data bases, Transelectrica prepares daily, weekly and monthly monitoring reports. A part of the data included in these reports (those data which are not confidential) is published on the website **www.transelectrica.ro**

- According to the agreements between Transelectrica and neighbors for year 2018 :
 - ✓ on the Bulgarian border, the bilateral coordinated allocation is done for 100% of total capacity by Transelectrica for long term auctions and by ESO EAD for daily auctions. The “netting” principle is applied to daily allocation. Starting with 01.01.2015, intraday auctions are no longer organized on the Bulgarian border, since the Bulgarian market rules are not allowing intraday cross-border exchanges, modifications of the notified schedules after 15:30 (CET) in D-1 for day D are prohibited.
 - ✓ on the Hungarian border, the bilateral coordinated allocation, is done for 100% of total capacity by MAVIR for long term auctions (based on Allocation Rules for Forward Capacity Allocation (HAR) and border specific Annex) and by Transelectrica for intra-day auctions. Implicit daily allocations are held since the CZ-SK-HU-RO day-ahead market coupling. In the event of decoupling, MAVIR is in charge with the explicit daily auctions (shadow auctions) for RO-HU border. The “netting” is applied to daily and intra-day allocation.
 - ✓ on the Serbian border, the bilateral coordinated allocation, is done for 100% of total capacity by EMS (Serbia) for daily auctions and by Transelectrica for long term daily and intra-day auctions. The “netting” is applied to daily and intra-day allocation.
 - ✓ *The („ use it or sell it”)* principle is applied on Hungarian, Bulgarian and Serbian borders.
 - ✓ on Hungarian and Bulgarian borders is applied:
 - ✓ reservation of a percentage of interconnection capacity for short term auction, offered capacity being calculated as 80% of the minimum of available capacities of all periods of the month;
 - ✓ introduction of UIOSI („ use it or sell it”) principle.
- Transelectrica’s auctions are held on Damas platform, with euro currency trading.
- Starting with 1st of January 2018, on Romania – Bulgaria and Romania – Serbia borders and starting with 1st of February 2018 on Romania – Hungary border, the use of the physical transport rights is performed in accordance with the m:n nomination principle, for all time horizons.
- Long term auction results on the Hungarian border and daily auction results on the Bulgarian and Serbian borders (auction prices, allocated capacities) are provided by the respective TSO’s.
- The intra-day allocation is done in six auction sessions for time intervals: 00:00-04:00, 04:00-08:00, 08:00-12:00, 12:00-16:00, 16:00-20:00, 20:00-00:00 CET.



- Usage of allocated capacity on Ukrainian and Moldavian border is restricted by Ukrainian TSO agreement and respectively by the approval of the distribution operator of the passive consumption islands.
- In November 2018, auctions were held as:
 - import Hungary*: 01 – 30.11.2018;
 - export Hungary: 01 – 02.11.2018; 03 – 04.11.2018; 05 – 09.11.2018; 10 – 11.11.2018; 12 – 14.11.2018; 15.11.2018; 16 – 30.11.2018;
 - import/export Bulgaria: 01 – 14.11.2018; 15 – 30.11.2018;
 - import Serbia: 01 – 02.11.2018; 03 – 14.11.2018; 15.11.2018; 16 – 30.11.2018;
 - export Serbia: 01 – 02.11.2018; 03 – 04.11.2018; 05 – 09.11.2018; 10 – 14.11.2018; 15.11.2018; 16 – 18.11.2018; 19 – 23.11.2018; 24 – 30.11.2018;
 - import Ukraine: 01 – 02.11.2018; 03 – 04.11.2018; 05 – 11.11.2018; 12 – 15.11.2018; 16 – 18.11.2018; 19 – 30.11.2018;
 - export Ukraine: 10 – 14.11.2018; 16 – 30.11.2018.
- In November 2018 there were no auctions held on Moldavian border.
- Available capacity was zero on export direction to Ukraine during the following periods: 01 – 09.11.2018 and 15.11.2018.

* according to the allocation rules, monthly offered capacity was calculated taking into account the minimum of NTC's monthly value.

- Due to lack of request from participants there was capacity not allocated at monthly auction as it follows:
 - ✓ on import direction from Serbia:
 - 39 MW, during the period 01 – 02.11.2018;
 - 169 MW, during the periods 03 – 14.11.2018 and 16 – 30.11.2018;
 - 119 MW, during the period 15.11.2018;
 - ✓ on import direction from Ukraine:
 - 59 MW, during the periods 03 – 04.11.2018 and 19 – 30.11.2018;
 - 39 MW, during the period 05 – 11.11.2018;
 - 34 MW, during the period 16 – 18.11.2018.

Monthly auction Results of 01 – 30 November 2018

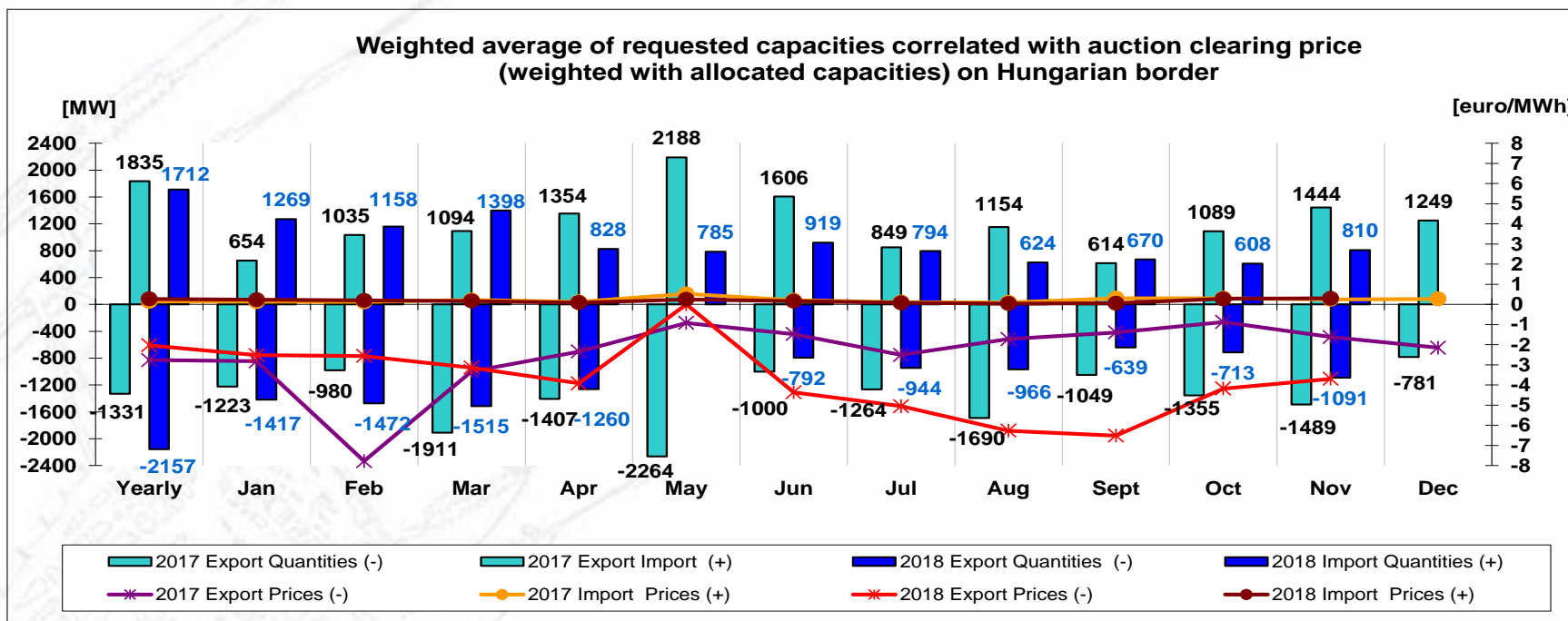
	Prices [euro/MWh]	Capacities [MW]								
	Results	TTC	NTC	ATC	AAC	Reserved	Offered	Requested	Allocated	Final Rights*
Hungary export										
01 - 02 November 2018	3.69	500	400	50	350	0	40	1091	38	388
03 - 04 November 2018	3.69	600	500	150	350	0	120	1091	118	468
05 - 09 November 2018	3.69	500	400	50	350	0	40	1091	38	388
10 - 11 November 2018	3.69	650	550	200	350	0	160	1091	158	508
12 - 14 November 2018	3.69	600	500	150	350	0	120	1091	118	468
15 November 2018	3.69	500	400	50	350	0	40	1091	38	388
16 - 30 November 2018	3.69	700	600	250	350	0	200	1091	200	550
Hungary import										
01 - 02 November 2018	0.30	700	600	250	350	0	200	810	200	550
03 - 30 November 2018	0.30	800	700	350	350	0	200	810	200	550
Bulgaria export										
01 - 14 November 2018	0.42	350	250	150	100	-	120	405	120	220
15 - 30 November 2018	0.17	450	350	250	100	-	200	395	200	300
Bulgaria import										
01 - 14 November 2018	15.25	400	300	200	100	-	160	587	160	260
15 - 30 November 2018	14.50	500	400	300	100	-	240	652	240	340
Serbia export										
01 - 02 November 2018	3.23	450	350	150	200	-	150	416	150	350
03 - 04 November 2018	3.00	550	450	250	200	-	250	518	250	450
05 - 09 November 2018	3.71	450	350	150	200	-	150	444	150	350
10 - 14 November 2018	2.80	600	500	300	200	-	300	513	300	500
15 November 2018	3.71	450	350	150	200	-	150	433	150	350
16 - 18 November 2018	2.55	600	500	300	200	-	300	536	300	500
19 - 23 November 2018	3.20	550	450	250	200	-	250	506	250	450
24 - 30 November 2018	3.32	600	500	300	200	-	300	566	300	500

* final rights = monthly allocated capacity + yearly allocated capacity after withdrawals.

Monthly auction Results of 01 – 30 November 2018

	Prices [euro/MWh]	Capacities [MW]								
	Results	TTC	NTC	ATC	AAC	Reserved	Offered	Requested	Alocated	Final Rights*
Serbia export										
01 - 02 November 2018	3.23	450	350	150	200	-	150	416	150	350
03 - 04 November 2018	3.00	550	450	250	200	-	250	518	250	450
05 - 09 November 2018	3.71	450	350	150	200	-	150	444	150	350
10 - 14 November 2018	2.80	600	500	300	200	-	300	513	300	500
15 November 2018	3.71	450	350	150	200	-	150	433	150	350
16 - 18 November 2018	2.55	600	500	300	200	-	300	536	300	500
19 - 23 November 2018	3.20	550	450	250	200	-	250	506	250	450
24 - 30 November 2018	3.32	600	500	300	200	-	300	566	300	500
Serbia import										
01 - 02 November 2018	0.00	750	650	500	150	-	500	461	461	611
03 - 14 November 2018	0.00	900	800	650	150	-	650	481	481	631
15 November 2018	0.00	850	750	600	150	-	600	481	481	631
16 - 30 November 2018	0.00	900	800	650	150	-	650	481	481	631
Ukraine export										
01 - 09 November 2018	-	0	0	-	-	-	-	-	-	-
10 - 14 November 2018	0.21	150	50	50	-	-	50	71	50	50
15 November 2018	-	0	0	-	-	-	-	-	-	-
16 - 30 November 2018	0.21	150	50	50	-	-	50	71	50	50
Ukraine import										
01 - 02 November 2018	0.02	150	50	50	-	-	50	91	50	50
03 - 04 November 2018	0.00	400	300	300	-	-	300	241	241	241
05 - 11 November 2018	0.00	350	250	250	-	-	250	211	211	211
12 - 15 November 2018	0.02	150	50	50	-	-	50	91	50	50
16 - 18 November 2018	0.00	350	250	250	-	-	250	216	216	216
19 - 30 November 2018	0.00	400	300	300	-	-	300	241	241	241
Moldavia export										
01 - 30 November 2018	-	-	-	-	-	-	-	-	-	-
Moldavia import										
01 - 30 November 2018	-	-	-	-	-	-	-	-	-	-
RO_Vulcanesti										
01 - 30 November 2018	-	-	-	-	-	-	-	-	-	-
RO_Costesti										
01 - 30 November 2018	-	-	-	-	-	-	-	-	-	-
RO_Cioara										
01 - 30 November 2018	-	-	-	-	-	-	-	-	-	-

* final rights = monthly allocated capacity + yearly allocated capacity after withdrawals.

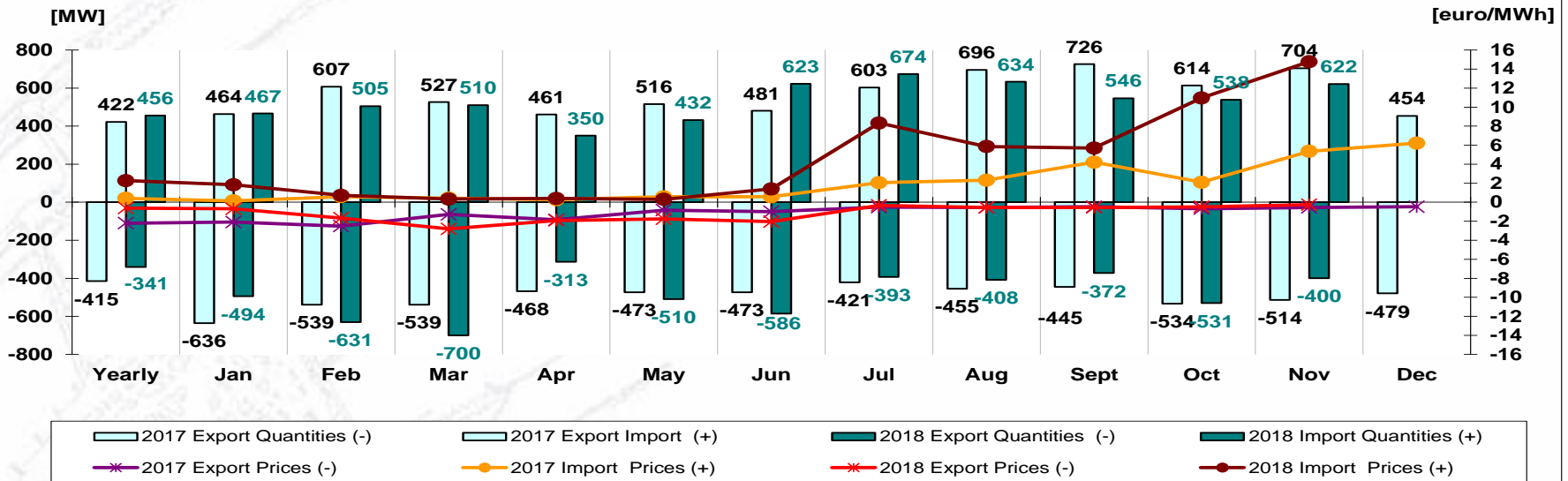


Border	Yearly	Jan. 18	Feb.18	Mar.18	Apr.18	May 18	Jun. 18	Jul. 18	Aug. 18	Sept. 18	Oct. 18	Nov.18	Dec. 18
Hungary export	2.03	2.52	2.56	3.14	3.92	-	4.36	5.05	6.27	6.51	4.18	3.69	
Hungary import	0.27	0.23	0.20	0.17	0.09	0.25	0.16	0.08	0.04	0.06	0.28	0.30	

Border	Yearly	Jan. 17	Feb.17	Mar.17	Apr.17	May 17	Jun. 17	Jul. 17	Aug. 17	Sept. 17	Oct. 17	Nov.17	Dec. 17
Hungary export	2.76	2.82	7.78	3.32	2.34	0.92	1.47	2.51	1.72	1.39	0.87	1.62	2.15
Hungary import	0.15	0.14	0.13	0.22	0.13	0.52	0.21	0.11	0.10	0.31	0.31	0.25	0.27

- Compared with the similar month of 2017, in November 2018 the auction price increased on export direction, while offered capacity was higher and capacity request was lower. In November 2018, monthly auction price was still low on import direction.

Weighted average of requested capacities correlated with auction clearing price (weighted with allocated capacities) on Bulgarian border

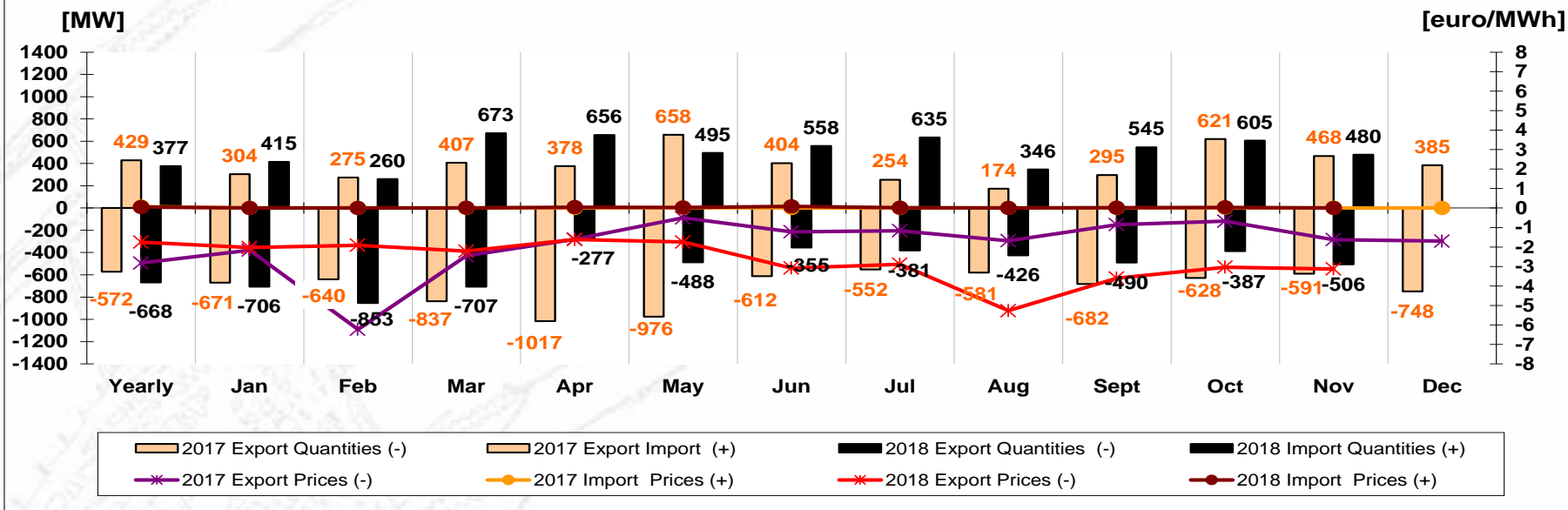


Border	Yearly	Jan. 18	Feb.18	Mar.18	Apr.18	May 18	Jun. 18	Jul. 18	Aug. 18	Sept. 18	Oct. 18	Nov.18	Dec. 18
Bulgaria export	0.62	0.69	1.67	2.81	1.92	1.75	2.05	0.33	0.55	0.55	0.49	0.26	
Bulgaria import	2.27	1.83	0.72	0.33	0.40	0.30	1.40	8.33	5.85	5.69	10.96	14.78	

Border	Yearly	Jan. 17	Feb.17	Mar.17	Apr.17	May 17	Jun. 17	Jul. 17	Aug. 17	Sept. 17	Oct. 17	Nov.17	Dec. 17
Bulgaria export	2.21	2.09	2.51	1.28	1.85	0.84	1.00	0.52	0.55	0.48	0.68	0.55	0.48
Bulgaria import	0.41	0.15	0.58	0.43	0.27	0.57	0.57	2.05	2.31	4.21	2.10	5.35	6.21

- Compared with previous year, in November 2018 the auction price did not vary significantly on export direction (was still on low values), while offered capacity was higher and capacity request was lower. The auction price significantly increased on import direction, while offered capacity and capacity request were higher.

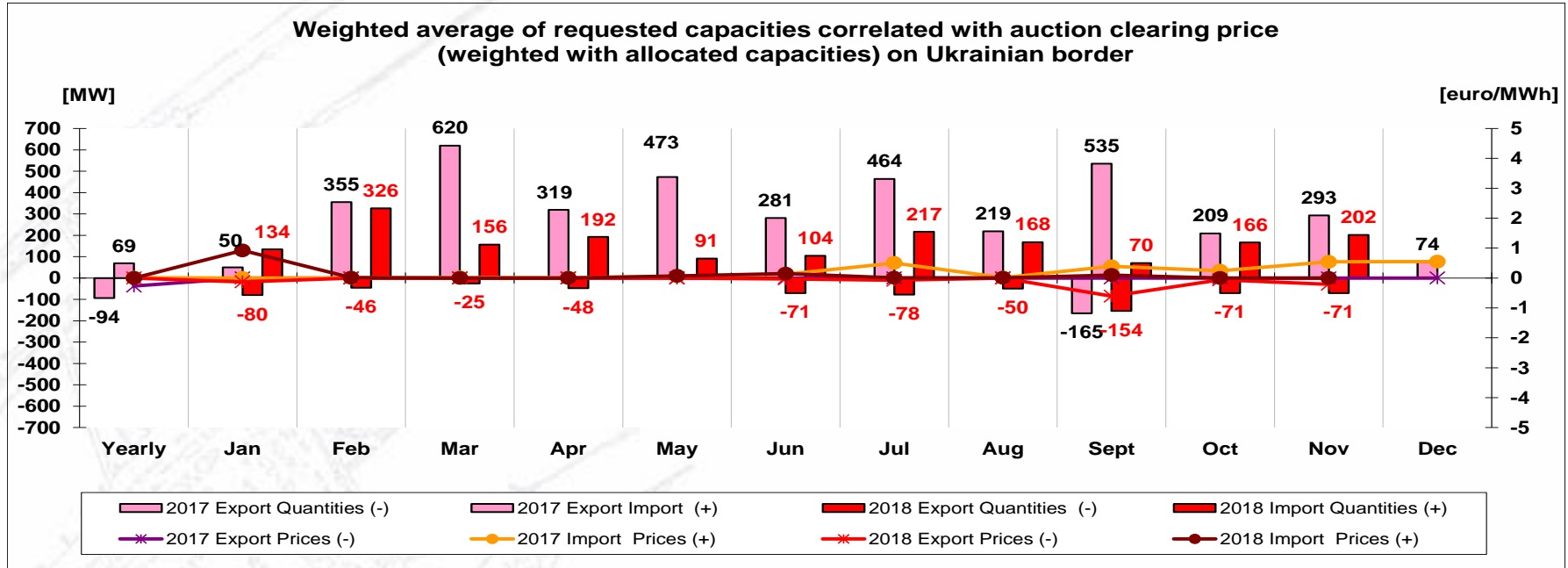
Weighted average of requested capacities correlated with auction clearing price
(weighted with allocated capacities) on Serbian border



Border	Yearly	Jan. 18	Feb.18	Mar.18	Apr.18	May 18	Jun. 18	Jul. 18	Aug. 18	Sept. 18	Oct. 18	Nov.18	Dec. 18
Serbia export	1.75	2.03	1.91	2.22	1.62	1.75	3.08	2.89	5.27	3.60	3.04	3.12	
Serbia import	0.05	0.00	0.00	0.01	0.04	0.03	0.08	0.01	0.00	0.01	0.03	0.00	

Border	Yearly	Jan. 17	Feb.17	Mar.17	Apr.17	May 17	Jun. 17	Jul. 17	Aug. 17	Sept. 17	Oct. 17	Nov.17	Dec. 17
Serbia export	2.82	2.16	6.23	2.45	1.60	0.50	1.22	1.16	1.68	0.86	0.67	1.62	1.69
Serbia import	0.07	0.00	0.00	0.00	0.00	0.01	0.00	0.00	0.00	0.01	0.01	0.01	0.00

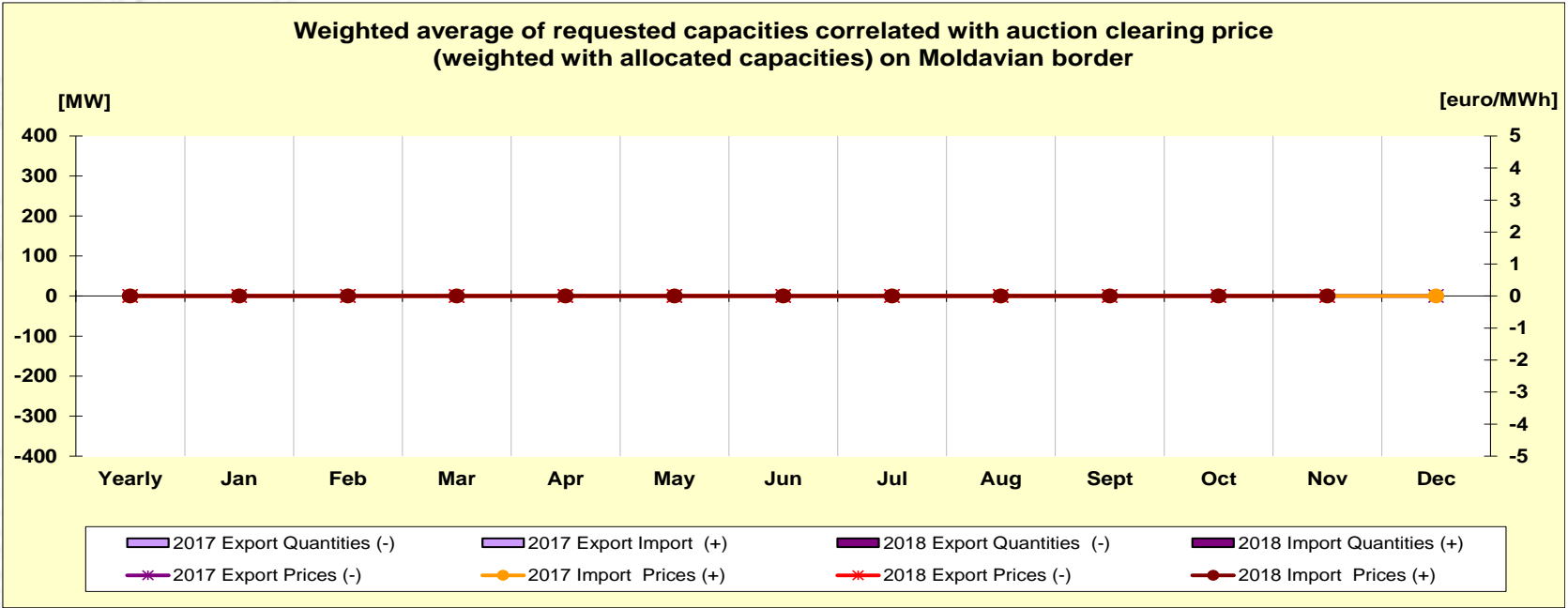
- Compared with previous year, in November 2018 the auction price increased on export direction, while offered capacity was higher and capacity request was lower. In November 2018 monthly auction price was zero on import direction, while offered capacity was higher than capacity request.



Border	Yearly	Jan. 18	Feb.18	Mar.18	Apr.18	May 18	Jun. 18	Jul. 18	Aug. 18	Sept. 18	Oct. 18	Nov.18	Dec. 18
Ukraine export	-	0.13	0.00	0.00	0.00	-	0.03	0.08	0.00	0.61	0.06	0.21	
Ukraine import	-	0.92	0.01	0.00	0.00	0.07	0.15	0.01	0.01	0.10	0.00	0.00	

Border	Yearly	Jan. 17	Feb.17	Mar.17	Apr.17	May 17	Jun. 17	Jul. 17	Aug. 17	Sept. 17	Oct. 17	Nov.17	Dec. 17
Ukraine export	0.27	-	-	-	-	-	-	-	-	0.00	-	-	-
Ukraine import	0.01	0.00	0.00	0.02	0.01	0.06	0.13	0.50	0.01	0.39	0.24	0.54	0.55

- Compared with previous year, in November 2018 the capacity request decreased on import direction and the auction price maintained low, while offered capacity was higher. Compared with similar period of the previous year, in November 2018 the offered capacity was different from zero on export direction, but the auction price was low.

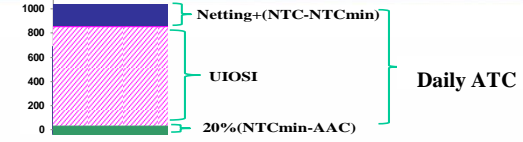


Border	Yearly	Jan. 18	Feb.18	Mar.18	Apr.18	May 18	Jun. 18	Jul. 18	Aug. 18	Sept. 18	Oct. 18	Nov.18	Dec. 18
Moldavia export	-	-	-	-	-	-	-	-	-	-	-	-	-
Moldavia import	-	-	-	-	-	-	-	-	-	-	-	-	-

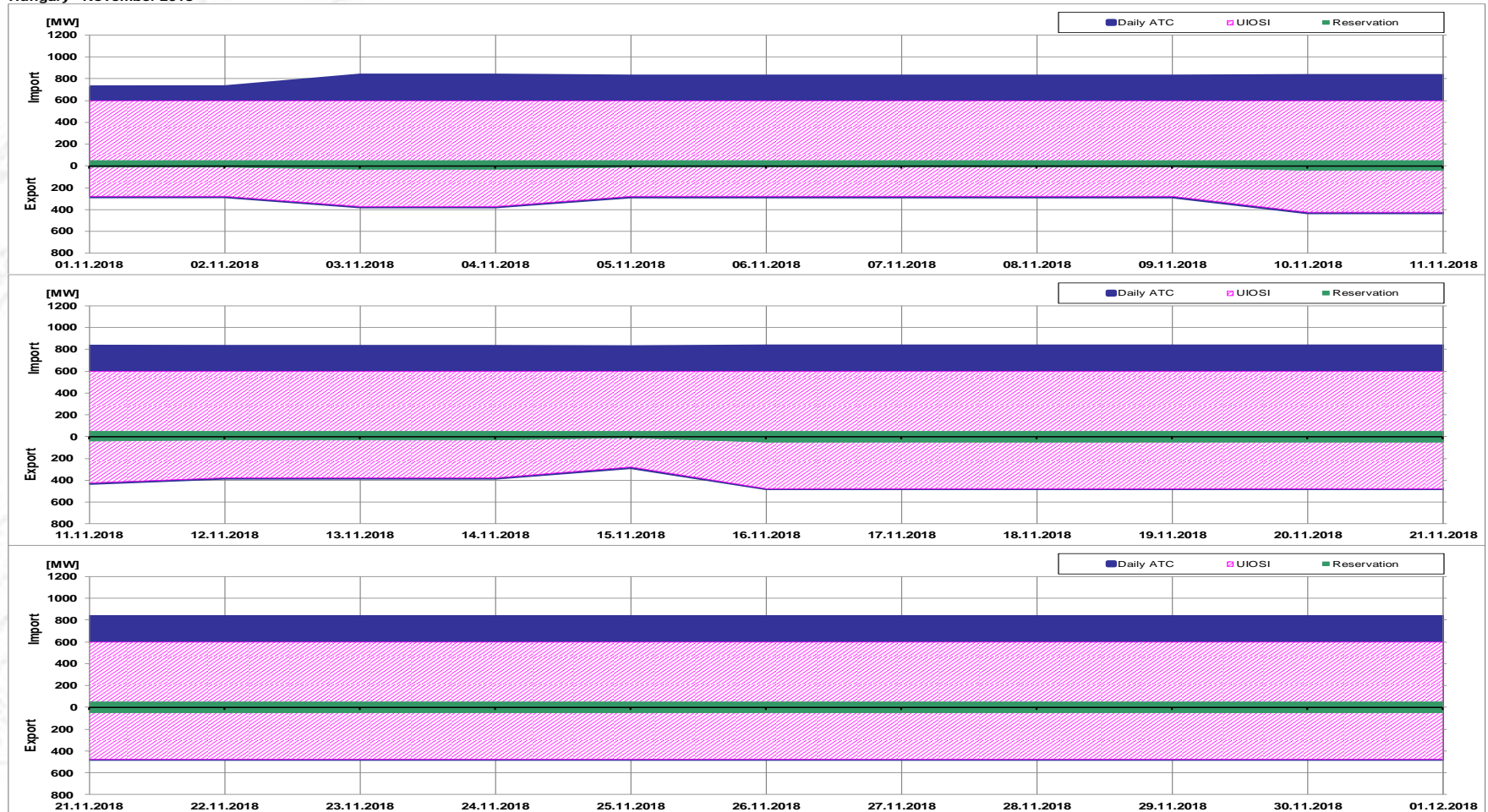
Border	Yearly	Jan. 17	Feb.17	Mar.17	Apr.17	May 17	Jun. 17	Jul. 17	Aug. 17	Sept. 17	Oct. 17	Nov.17	Dec. 17
Moldavia export	-	-	-	-	-	-	-	-	-	-	-	-	-
Moldavia import	-	-	-	-	-	-	-	-	-	-	-	-	-

Daily implicit Auctions on Romanian – Hungarian border

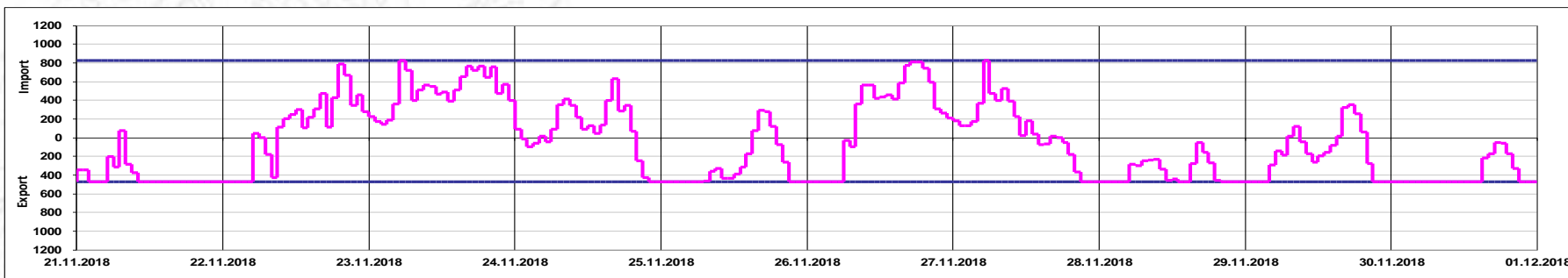
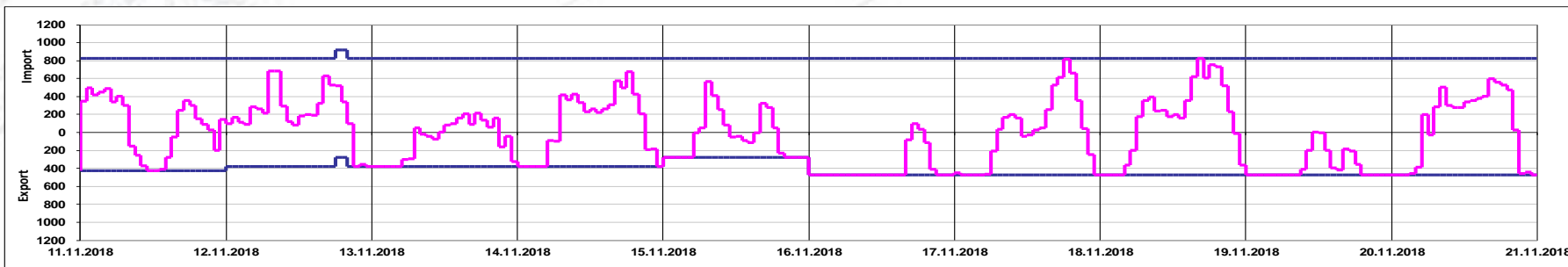
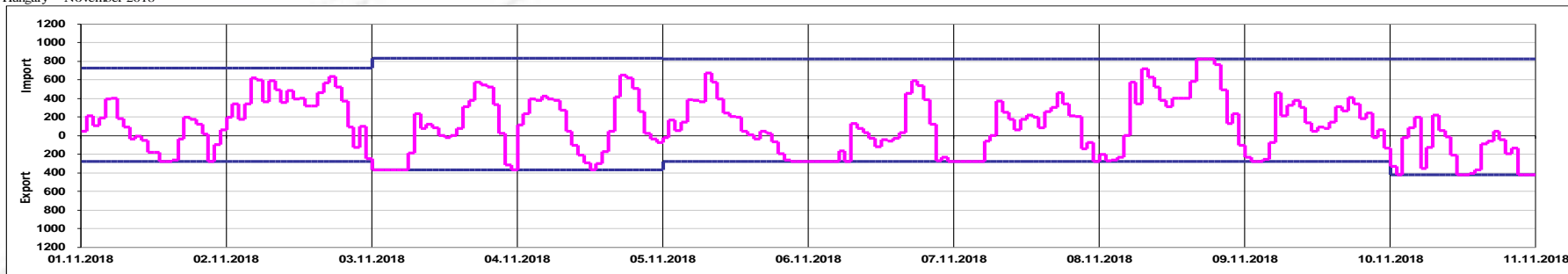
Reserved Capacity [MW] average value		Unused Capacity [MW] average value	
RO-HU	HU-RO	RO-HU	HU-RO
35	50	364	550



Hungary November 2018



Hungary November 2018



Offered Capacity on Daily Auction [MW]

Net Position Border RO – HU [MWh]

Public

Daily implicit Auctions on Romanian – Hungarian border

DAM Prices RO [Euro/MWh]

Day	1	2	3	4	5	6	7	8	9	10	11	12	13	14	15	16	17	18	19	20	21	22	23	24	Max
1	41.36	37.66	36.50	34.50	36.50	41.03	46.04	50.32	49.50	49.47	50.91	50.97	49.74	50.87	51.20	54.18	57.98	65.99	67.29	65.96	60.00	49.72	49.25	39.42	67.29
2	39.00	33.58	31.05	30.93	33.01	40.31	48.90	60.08	61.07	58.93	57.16	55.07	55.59	56.00	57.26	62.55	65.99	75.05	75.98	70.98	66.11	56.97	55.00	49.01	75.98
3	41.81	41.17	41.17	41.17	41.17	44.98	52.27	61.99	63.14	65.28	63.99	63.59	63.04	61.01	57.71	62.84	77.94	83.90	86.39	87.25	78.06	60.82	52.78	41.17	87.25
4	45.89	41.18	38.81	38.09	38.81	38.92	39.77	43.38	47.03	47.90	48.39	48.86	46.80	45.52	45.55	47.03	55.78	64.91	66.85	63.06	58.79	50.96	48.45	41.18	66.85
5	39.00	32.92	34.97	34.75	34.97	42.79	58.09	71.19	74.02	69.31	65.97	62.79	60.11	61.60	63.93	66.10	69.64	77.64	76.75	70.00	61.28	42.79	42.95	41.18	77.64
6	39.04	36.25	36.25	36.25	41.18	45.98	54.40	68.84	67.99	63.97	60.92	59.50	57.50	59.92	62.01	66.48	70.00	74.00	72.78	67.97	60.99	53.38	47.78	41.18	74.00
7	39.05	39.05	39.05	39.05	41.19	45.07	53.74	65.93	66.14	64.01	62.50	60.97	59.10	59.42	61.61	63.64	68.77	73.89	73.97	69.09	63.13	54.12	50.66	42.80	73.97
8	46.04	44.49	42.88	43.00	43.80	47.50	58.45	68.94	71.74	70.60	70.00	70.50	69.90	70.22	71.47	73.68	80.33	91.99	90.54	78.50	72.12	62.94	59.22	52.47	91.99
9	51.01	41.19	41.19	45.65	46.44	50.40	59.11	69.97	72.30	70.86	68.04	67.39	64.70	63.07	64.12	65.63	71.20	78.43	71.37	66.12	66.64	55.30	52.32	45.05	78.43
10	47.63	42.89	39.86	37.05	38.08	42.89	53.80	63.17	64.54	64.02	62.23	60.46	56.28	55.83	56.35	61.11	68.11	77.05	77.87	70.81	64.97	49.11	42.78	40.96	77.87
11	39.07	34.98	32.50	31.20	31.20	32.30	36.92	40.96	46.83	48.83	49.15	43.97	48.41	47.26	48.84	53.79	65.05	81.91	77.32	72.69	65.49	50.94	46.04	41.00	81.91
12	41.61	39.47	38.24	37.06	39.50	45.65	62.88	69.67	70.79	67.61	65.55	65.08	64.45	63.59	65.48	67.91	72.83	77.97	72.95	65.36	68.66	49.15	52.00	42.82	77.97
13	42.82	41.64	41.64	41.64	42.82	48.49	61.63	70.37	68.61	65.54	62.64	63.97	63.44	63.61	65.51	71.65	74.06	84.02	71.69	66.06	74.13	57.62	55.09	48.43	84.02
14	42.82	42.51	41.91	42.82	44.00	53.09	65.68	74.96	74.73	73.95	70.95	71.70	71.05	71.48	71.91	75.95	80.00	91.97	85.20	78.00	75.96	66.06	62.91	44.00	91.97
15	43.99	43.99	42.81	42.81	43.99	55.05	67.47	76.06	77.02	75.07	71.24	68.59	65.93	66.32	67.46	71.76	74.91	81.77	75.65	71.50	43.99	41.63	36.27	16.09	81.77
16	41.58	36.27	32.63	32.63	36.27	44.00	49.15	50.44	56.89	51.51	49.15	44.86	49.15	49.15	49.15	57.24	73.60	76.21	69.83	71.42	63.11	44.00	44.00	44.00	76.21
17	49.43	43.96	43.96	43.96	43.96	45.97	49.49	57.62	66.38	68.27	68.00	74.19	73.00	65.00	61.86	72.03	90.00	95.65	85.77	81.61	70.05	65.40	57.42	52.30	95.65
18	45.03	43.95	43.95	43.95	46.38	46.00	46.28	50.99	58.03	65.91	69.98	74.00	76.05	74.57	71.99	77.02	107.21	111.92	108.49	91.31	78.94	69.60	64.35	50.41	111.92
19	39.02	19.36	10.72	10.51	11.79	41.60	41.60	43.95	53.60	69.61	73.08	79.79	79.97	76.02	73.05	73.52	74.35	78.94	73.75	53.60	43.95	33.02	41.60	34.73	79.97
20	38.59	41.60	42.78	42.78	44.92	53.60	70.76	85.33	85.39	79.29	85.77	85.77	87.57	84.07	83.08	85.77	99.15	105.64	96.49	82.16	94.34	71.89	74.35	42.88	105.64
21	55.38	53.44	44.35	42.77	46.09	56.88	69.01	74.87	77.94	78.52	75.03	75.03	75.03	57.88	57.88	60.02	75.03	75.03	75.03	57.88	49.09	39.56	31.00	0.64	78.52
22	36.22	34.29	38.50	38.50	44.00	59.98	75.16	88.64	103.03	96.44	93.52	93.47	91.35	91.24	93.00	99.22	113.58	124.95	117.87	100.63	85.72	75.97	75.01	64.86	124.95
23	61.31	57.77	56.65	56.06	57.99	64.32	80.40	100.68	109.42	104.90	99.96	98.72	98.00	97.92	95.93	96.73	106.00	118.21	110.06	95.92	83.94	70.56	66.58	64.11	118.21
24	60.92	57.18	54.34	51.85	50.92	55.06	55.45	63.24	69.09	72.91	74.98	76.11	73.15	70.91	67.94	71.35	83.06	85.92	81.61	76.82	67.95	62.46	41.78	38.67	85.92
25	38.64	36.28	36.28	36.28	42.83	42.83	46.93	54.91	57.93	62.12	65.50	67.08	65.72	62.17	62.47	63.82	70.00	73.86	75.96	72.02	66.55	53.88	40.10	36.28	75.96
26	39.31	30.03	22	21.60	30.03	42.83	62.08	78.00	82.00	85.87	85.87	86.02	87.06	87.49	88.48	88.04	96.55	107.33	104.96	87.68	79.64	68.70	67.08	58.04	107.33
27	56.06	54.26	52.50	50.97	52.56	64.40	75.41	94.60	109.61	107.05	103.04	103.44	97.93	98.00	98.77	99.47	107.36	116.95	101.60	89.48	75.73	42.83	40.56	30.10	116.95
28	36.28	32.00	29.20	30.00	32.41	49.03	55.97	68.27	70.00	67.60	65.00	64.40	65.01	62.47	64.40	67.96	71.11	72.85	67.93	60.48	45.00	38.85	30.05	8.59	72.85
29	34.97	30.97	30.97	38.63	42.81	48.75	64.07	71.25	68.43	67.92	65.96	65.55	67.71	67.93	70.82	75.97	78.84	81.82	73.97	65.45	70.47	49.14	39.96	25.52	81.82
30	36.50	29.86	21.68	22.50	29.86	44.01	49.16	56.25	49.16	49.16	42.83	42.83	46.50	49.16	65.91	71.95	78.02	85.44	80.50	76.97	73.48	62.47	48.95	42.83	85.44

Average **60.60 EUR/MWh**

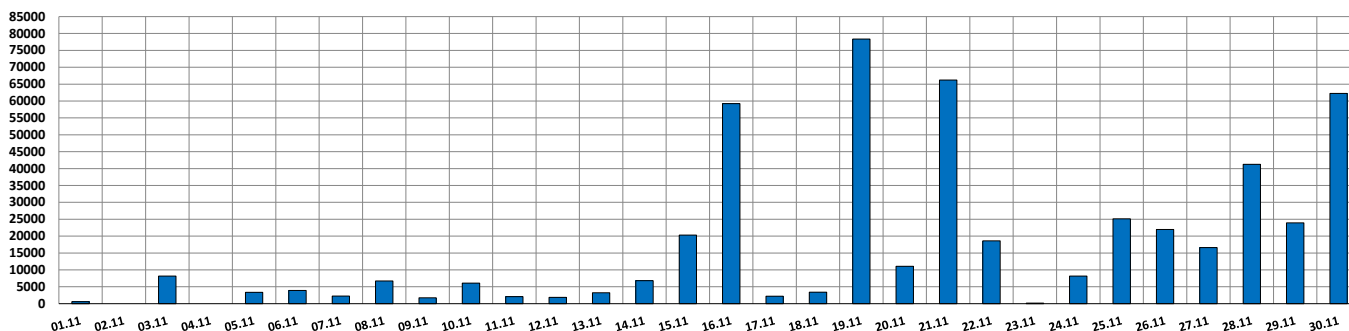
Public

Congestion Prices [Euro/MWh]

Day	1	2	3	4	5	6	7	8	9	10	11	12	13	14	15	16	17	18	19	20	21	22	23	24	Max	
1	-	-	-	-	-	-	-	-	-	-	-	-	-	0.11	0.50	-	-	-	-	-	-	-	3.75	-	-	3.75
2	-	-	-	-	-	-	-	-	-	-	-	-	-	-	-	-	-	-	-	-	-	-	-	-	-	0.00
3	11.32	7.83	5.83	4.75	5.42	3.52	-	-	-	-	-	-	-	-	-	-	-	-	-	-	-	-	-	-	5.59	11.32
4	-	-	-	-	-	-	-	-	-	-	-	-	-	-	-	-	-	-	-	-	-	-	-	-	-	0.00
5	-	-	-	-	-	-	-	-	-	-	-	-	-	-	-	-	-	-	-	-	-	11.21	7.67	5.08	-	11.21
6	5.24	6.67	5.69	5.16	1.32	-	1.73	-	-	-	-	-	-	-	-	-	-	-	-	-	-	-	-	-	2.37	6.67
7	5.97	3.87	2.66	1.04	0.26	-	-	-	-	-	-	-	-	-	-	-	-	-	-	-	-	-	-	-	2.42	5.97
8	-	-	-	-	-	-	-	-	-	-	-	-	-	-	-	-	4.22	6.49	5.67	-	-	-	-	-	-	6.49
9	-	7.32	5.27	-	-	-	-	-	-	-	-	-	-	-	-	-	-	-	-	-	-	-	-	-	-	7.32
10	-	1.12	-	-	-	-	-	-	-	-	-	-	1.47	-	-	-	-	-	-	-	-	-	4.67	12.26	9.26	12.26
11	-	-	-	-	-	-	-	-	-	-	-	8.05	1.77	-	-	-	-	-	-	-	-	-	-	-	-	8.05
12	-	-	-	-	-	-	-	-	-	-	-	-	-	-	-	-	-	-	-	-	-	5.91	-	4.12	-	5.91
13	8.19	5.43	1.36	0.41	1.70	-	-	-	-	-	-	-	-	-	-	-	-	-	-	-	-	-	-	-	-	8.19
14	10.25	4.43	1.90	1.44	3.38	-	-	-	-	-	-	-	-	-	-	-	-	-	-	-	-	-	-	-	14.87	14.87
15	10.60	7.46	7.21	5.72	6.10	-	-	-	-	-	-	-	-	-	-	-	-	-	-	-	-	24.12	22.66	22.72	38.93	38.93
16	11.43	12.84	15.00	14.81	12.74	7.25	15.66	19.47	13.89	15.49	16.84	19.36	15.55	11.78	13.62	10.76	-	-	-	-	-	-	13.65	7.00	3.93	19.47
17	-	6.15	1.09	0.52	0.97	-	-	-	-	-	-	-	-	-	-	-	-	-	-	-	-	-	-	-	0.61	6.15
18	2.93	2.06	3.58	2.05	-	-	-	-	-	-	-	-	-	-	-	-	2.20	-	-	-	-	-	-	-	-	3.58
19	9.03	28.67	36.83	31.18	35.50	5.35	21.03	24.74	14.17	-	-	-	-	-	-	-	-	-	-	17.28	26.06	34.22	22.68	25.20	36.83	
20	11.71	7.33	4.14	-	-	-	-	-	-	-	-	-	-	-	-	-	-	-	-	-	-	-	-	-	-	23.79
21	-	-	6.02	5.95	3.88	-	-	-	-	-	2.94	0.94	0.95	16.44	16.44	13.85	4.98	14.13	14.18	26.10	26.67	29.16	34.50	63.55	63.55	
22	20.37	20.67	14.33	14.44	8.95	-	-	-	-	-	-	-	-	-	-	-	-	-	-	-	-	-	-	-	-	20.67
23	-	-	-	-	-	0.35	-	-	-	-	-	-	-	-	-	-	-	-	-	-	-	-	-	-	-	0.35
24	-	-	-	-	-	-	-	-	-	-	-	-	-	-	-	-	-	-	-	-	-	-	-	19.26	15.27	19.26
25	16.22	17.99	16.54	12.78	5.67	6.95	5.09	-	-	-	-	-	-	-	-	-	-	-	-	-	-	-	1.78	12.89	10.52	17.99
26	8.26	16.36	23	22.90	15.42	6.92	-	-	-	-	-	-	-	-	-	-	-	-	-	-	-	-	-	-	-	23.28
27	-	-	-	-	-	6.40	-	-	-	-	-	-	-	-	-	-	-	-	-	-	-	-	20.69	17.48	20.90	20.90
28	12.74	15.97	16.40	14.97	13.09	-	-	-	-	-	-	-	-	1.45	1.51	-	-	-	-	-	-	15.98	20.05	24.39	38.34	38.34
29	11.03	14.95	11.45	1.58	-	-	-	-	-	-	-	-	-	-	-	-	-	-	-	-	-	-	16.66	22.86	22.91	22.91
30	11.43	12.68	17.22	16.17	9.62	0.12	10.78	7.78	19.95	18.84	24.97	25.42	21.49	18.79	3.99	-	-	-	-	-	-	7.52	17.80	19.27	25.42	

Average 11.94 EUR/MWh

Congestion Income RO

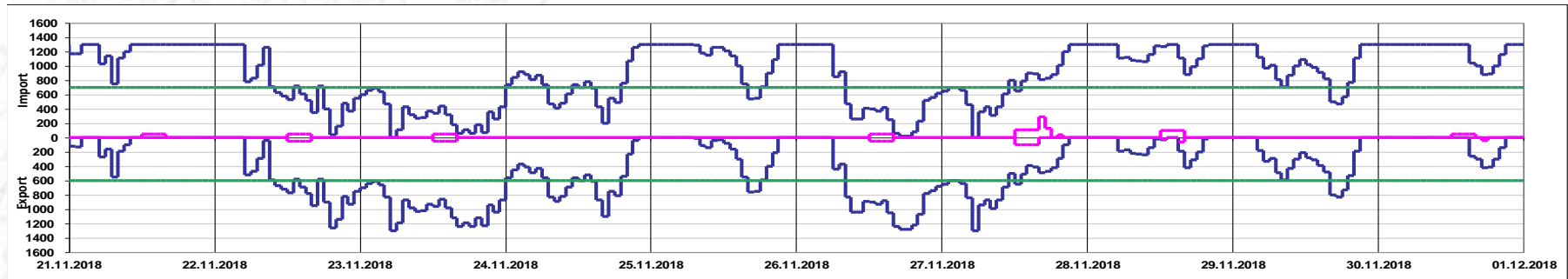
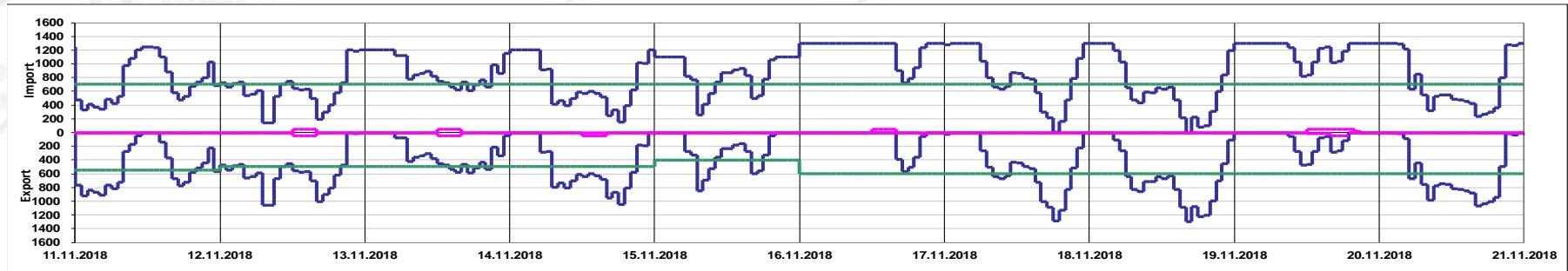
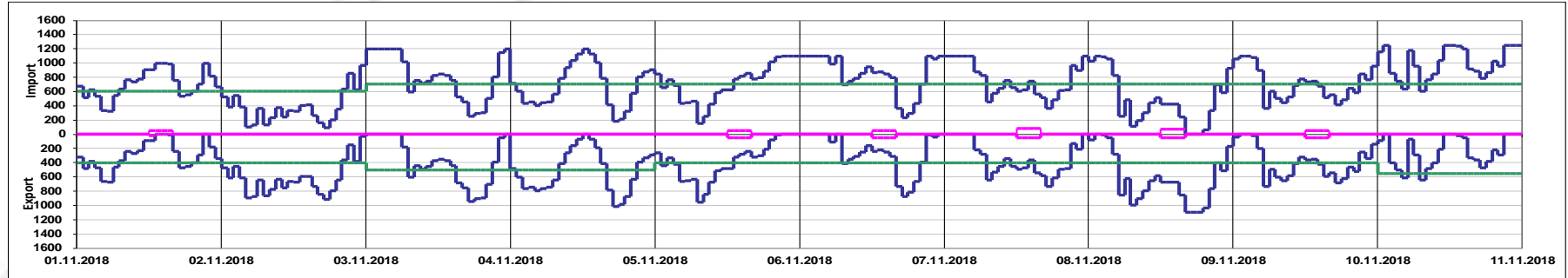


Day	Congestion Income border RO-HU [Euro]	Congestion Income RO [Euro]
01.11	1208	604
02.11	0	0
03.11	16376	8188
04.11	0	0
05.11	6685	3342
06.11	7862	3931
07.11	4525	2263
08.11	13448	6724
09.11	3513	1756
10.11	12203	6101
11.11	4164	2082
12.11	3771	1886
13.11	6426	3213
14.11	13638	6819
15.11	40600	20300
16.11	118505	59253
17.11	4408	2204
18.11	6834	3417
19.11	156676	78338
20.11	22170	11085
21.11	132481	66240
22.11	37175	18587
23.11	290	145
24.11	16298	8149
25.11	50235	25117
26.11	43962	21981
27.11	33180	16590
28.11	82548	41274
29.11	47880	23940
30.11	124532	62266
Total	1011593	505796

Daily Income [Euro]		Remuneration UIOSI [Euro]	
RO-HU	HU-RO	RO-HU	HU-RO
990734	20859	890762	13932
1011593		904693	

TSO Income (Z-R) [Euro]	RO TSO Income (Z-R) [Euro]
106899	53450

Hungary November 2018



Offered Capacity on Intraday Auction Import (+) / Export (-) [MW]

Allocated Capacity on Intraday Auction Import (+) / Export (-) [MW]

Net Transfer Capacity (NTC) Import (+) / Export (-) [MW]

Public

Auction Price [Euro/MWh] - Export

Day	1	2	3	4	5	6	7	8	9	10	11	12	13	14	15	16	17	18	19	20	21	22	23	24	Max	
1	0.00	0.00	0.00	0.00	0.00	0.00	0.00	0.00	0.00	0.00	0.00	0.00	0.00	-	-	0.00	0.00	0.00	0.00	0.00	0.00	0.00	0.00	0.00	0.00	0.00
2	0.00	0.00	0.00	0.00	0.00	0.00	0.00	0.00	0.00	0.00	0.00	0.00	0.00	0.00	0.00	0.00	0.00	0.00	0.00	0.00	0.00	0.00	0.00	0.00	0.00	0.00
3	-	-	-	-	-	-	0.00	0.00	0.00	0.00	0.00	0.00	0.00	0.00	0.00	0.00	0.00	0.00	0.00	0.00	0.00	0.00	0.00	0.00	0.00	0.00
4	0.00	0.00	0.00	0.00	0.00	0.00	0.00	0.00	0.00	0.00	0.00	0.00	0.00	0.00	0.00	0.00	0.00	0.00	0.00	0.00	0.00	0.00	0.00	0.00	0.00	0.00
5	0.00	0.00	0.00	0.00	0.00	0.00	0.00	0.00	0.00	0.00	0.00	0.00	0.00	0.00	0.00	0.00	0.00	0.00	0.00	0.00	0.00	0.00	-	-	-	0.00
6	-	-	-	-	-	0.00	-	0.00	0.00	0.00	0.00	0.00	0.00	0.00	0.00	0.00	0.00	0.00	0.00	0.00	0.00	0.00	0.00	0.00	0.00	0.00
7	-	-	-	-	-	0.00	0.00	0.00	0.00	0.00	0.00	0.00	0.00	0.00	0.00	0.00	0.00	0.00	0.00	0.00	0.00	0.00	0.00	0.00	0.00	0.00
8	0.00	0.00	0.00	0.00	0.00	0.00	0.00	0.00	0.00	0.00	0.00	0.00	0.00	0.00	0.00	0.00	0.00	0.00	0.00	0.00	0.00	0.00	0.00	0.00	0.00	0.00
9	0.00	-	-	0.00	0.00	0.00	0.00	0.00	0.00	0.00	0.00	0.00	0.00	0.00	0.00	0.00	0.00	0.00	0.00	0.00	0.00	0.00	0.00	0.00	0.00	0.00
10	0.00	-	0.00	0.00	0.00	0.00	0.00	0.00	0.00	0.00	0.00	0.00	-	0.00	0.00	0.00	0.00	0.00	0.00	0.00	0.00	-	-	-	-	0.00
11	0.00	0.00	0.00	0.00	0.00	0.00	0.00	0.00	0.00	0.00	0.00	0.00	-	0.00	0.00	0.00	0.00	0.00	0.00	0.00	0.00	0.00	0.00	0.00	0.00	0.00
12	0.00	0.00	0.00	0.00	0.00	0.00	0.00	0.00	0.00	0.00	0.00	0.00	0.00	0.00	0.00	0.00	0.00	0.00	0.00	0.00	0.00	-	0.00	-	0.00	0.00
13	-	-	-	-	-	0.00	0.00	0.00	0.00	0.00	0.00	0.00	0.00	0.00	0.00	0.00	0.00	0.00	0.00	0.00	0.00	0.00	0.00	0.00	0.00	0.00
14	-	-	-	-	-	0.00	0.00	0.00	0.00	0.00	0.00	0.00	0.00	0.00	0.00	0.00	0.00	0.00	0.00	0.00	0.00	0.00	0.00	0.00	0.00	0.00
15	-	-	-	-	-	0.00	0.00	0.00	0.00	0.00	0.00	0.00	0.00	0.00	0.00	0.00	0.00	0.00	0.00	0.00	0.00	-	-	-	-	0.00
16	-	-	-	-	-	-	-	-	-	-	-	-	-	-	-	-	0.00	0.00	0.00	0.00	0.00	-	-	-	-	0.00
17	0.00	-	-	-	-	0.00	0.00	0.00	0.00	0.00	0.00	0.00	0.00	0.00	0.00	0.00	0.00	0.00	0.00	0.00	0.00	0.00	0.00	0.00	0.00	0.00
18	-	-	-	-	0.00	0.00	0.00	0.00	0.00	0.00	0.00	0.00	0.00	0.00	0.00	0.00	0.00	0.00	0.00	0.00	0.00	0.00	0.00	0.00	0.00	0.00
19	-	-	-	-	-	-	-	-	-	0.00	0.00	0.00	0.00	0.00	0.00	0.00	0.00	0.00	0.00	0.00	-	-	-	-	-	0.00
20	-	-	-	0.00	0.00	0.00	0.00	0.00	0.00	0.00	0.00	0.00	0.00	0.00	0.00	0.00	0.00	0.00	0.00	0.00	-	-	-	-	-	0.00
21	0.00	0.00	-	-	-	0.00	0.00	0.00	0.00	0.00	0.00	0.00	-	-	-	-	-	-	-	-	-	-	-	-	-	0.00
22	-	-	-	-	-	0.00	0.00	0.00	0.00	0.00	0.00	0.00	0.00	0.00	0.00	0.00	0.00	0.00	0.00	0.00	0.00	0.00	0.00	0.00	0.00	0.00
23	0.00	0.00	0.00	0.00	0.00	0.00	0.00	0.00	0.00	0.00	0.00	0.00	0.00	0.00	0.00	0.00	0.00	0.00	0.00	0.00	0.00	0.00	0.00	0.00	0.00	0.00
24	0.00	0.00	0.00	0.00	0.00	0.00	0.00	0.00	0.00	0.00	0.00	0.00	0.00	0.00	0.00	0.00	0.00	0.00	0.00	0.00	0.00	-	-	-	-	0.00
25	-	-	-	-	-	-	-	0.00	0.00	0.00	0.00	0.00	0.00	0.00	0.00	0.00	0.00	0.00	0.00	0.00	0.00	-	-	-	-	0.00
26	-	-	-	-	-	-	0.00	0.00	0.00	0.00	0.00	0.00	0.00	0.00	0.00	0.00	0.00	0.00	0.00	0.00	0.00	0.00	0.00	0.00	0.00	0.00
27	0.00	0.00	0.00	0.00	0.00	0.00	0.00	0.00	0.00	0.00	0.00	0.00	0.00	0.00	0.00	0.00	0.00	0.00	0.00	0.00	0.00	-	-	-	-	0.00
28	-	-	-	-	-	0.00	0.00	0.00	0.00	0.00	0.00	0.00	0.00	-	-	0.00	0.00	0.00	0.00	0.00	-	-	-	-	-	0.00
29	-	-	-	-	0.00	0.00	0.00	0.00	0.00	0.00	0.00	0.00	0.00	0.00	0.00	0.00	0.00	0.00	0.00	0.00	0.00	-	-	-	-	0.00
30	-	-	-	-	-	-	-	-	-	-	-	-	-	-	-	0.00	0.00	0.00	0.00	0.00	0.00	-	-	-	-	0.00

Hungary November 2018

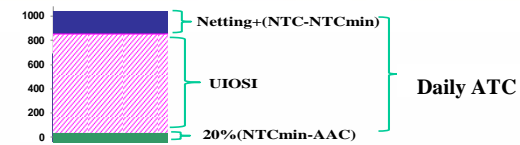
Auction Price [Euro/MWh] - Import

Day	1	2	3	4	5	6	7	8	9	10	11	12	13	14	15	16	17	18	19	20	21	22	23	24	Max	
1	0.00	0.00	0.00	0.00	0.00	0.00	0.00	0.00	0.00	0.00	0.00	0.00	0.00	0.00	0.00	0.00	0.00	0.00	0.00	0.00	0.00	0.00	0.00	0.00	0.00	0.00
2	0.00	0.00	0.00	0.00	0.00	0.00	0.00	0.00	0.00	0.00	0.00	0.00	0.00	0.00	0.00	0.00	0.00	0.00	0.00	0.00	0.00	0.00	0.00	0.00	0.00	0.00
3	0.00	0.00	0.00	0.00	0.00	0.00	0.00	0.00	0.00	0.00	0.00	0.00	0.00	0.00	0.00	0.00	0.00	0.00	0.00	0.00	0.00	0.00	0.00	0.00	0.00	0.00
4	0.00	0.00	0.00	0.00	0.00	0.00	0.00	0.00	0.00	0.00	0.00	0.00	0.00	0.00	0.00	0.00	0.00	0.00	0.00	0.00	0.00	0.00	0.00	0.00	0.00	0.00
5	0.00	0.00	0.00	0.00	0.00	0.00	0.00	0.00	0.00	0.00	0.00	0.00	0.00	0.00	0.00	0.00	0.00	0.00	0.00	0.00	0.00	0.00	0.00	0.00	0.00	0.00
6	0.00	0.00	0.00	0.00	0.00	0.00	0.00	0.00	0.00	0.00	0.00	0.00	0.00	0.00	0.00	0.00	0.00	0.00	0.00	0.00	0.00	0.00	0.00	0.00	0.00	0.00
7	0.00	0.00	0.00	0.00	0.00	0.00	0.00	0.00	0.00	0.00	0.00	0.00	0.00	0.00	0.00	0.00	0.00	0.00	0.00	0.00	0.00	0.00	0.00	0.00	0.00	0.00
8	0.00	0.00	0.00	0.00	0.00	0.00	0.00	0.00	0.00	0.00	0.00	0.00	0.00	0.00	0.00	0.00	0.00	0.00	0.00	0.00	0.00	0.00	0.00	0.00	0.00	0.00
9	0.00	0.00	0.00	0.00	0.00	0.00	0.00	0.00	0.00	0.00	0.00	0.00	0.00	0.00	0.00	0.00	0.00	0.00	0.00	0.00	0.00	0.00	0.00	0.00	0.00	0.00
10	0.00	0.00	0.00	0.00	0.00	0.00	0.00	0.00	0.00	0.00	0.00	0.00	0.00	0.00	0.00	0.00	0.00	0.00	0.00	0.00	0.00	0.00	0.00	0.00	0.00	0.00
11	0.00	0.00	0.00	0.00	0.00	0.00	0.00	0.00	0.00	0.00	0.00	0.00	0.00	0.00	0.00	0.00	0.00	0.00	0.00	0.00	0.00	0.00	0.00	0.00	0.00	0.00
12	0.00	0.00	0.00	0.00	0.00	0.00	0.00	0.00	0.00	0.00	0.00	0.00	0.00	0.00	0.00	0.00	0.00	0.00	0.00	0.00	0.00	0.00	0.00	0.00	0.00	0.00
13	0.00	0.00	0.00	0.00	0.00	0.00	0.00	0.00	0.00	0.00	0.00	0.00	0.00	0.00	0.00	0.00	0.00	0.00	0.00	0.00	0.00	0.00	0.00	0.00	0.00	0.00
14	0.00	0.00	0.00	0.00	0.00	0.00	0.00	0.00	0.00	0.00	0.00	0.00	0.00	0.00	0.00	0.00	0.00	0.00	0.00	0.00	0.00	0.00	0.00	0.00	0.00	0.00
15	0.00	0.00	0.00	0.00	0.00	0.00	0.00	0.00	0.00	0.00	0.00	0.00	0.00	0.00	0.00	0.00	0.00	0.00	0.00	0.00	0.00	0.00	0.00	0.00	0.00	0.00
16	0.00	0.00	0.00	0.00	0.00	0.00	0.00	0.00	0.00	0.00	0.00	0.00	0.00	0.00	0.00	0.00	0.00	0.00	0.00	0.00	0.00	0.00	0.00	0.00	0.00	0.00
17	0.00	0.00	0.00	0.00	0.00	0.00	0.00	0.00	0.00	0.00	0.00	0.00	0.00	0.00	0.00	0.00	0.00	0.00	0.00	0.00	0.00	0.00	0.00	0.00	0.00	0.00
18	0.00	0.00	0.00	0.00	0.00	0.00	0.00	0.00	0.00	0.00	0.00	0.00	0.00	0.00	0.00	0.00	0.00	0.00	0.00	0.00	0.00	0.00	0.00	0.00	0.00	0.00
19	0.00	0.00	0.00	0.00	0.00	0.00	0.00	0.00	0.00	0.00	0.00	0.00	0.00	0.00	0.00	0.00	0.00	0.00	0.00	0.00	0.00	0.00	0.00	0.00	0.00	0.00
20	0.00	0.00	0.00	0.00	0.00	0.00	0.00	0.00	0.00	0.00	0.00	0.00	0.00	0.00	0.00	0.00	0.00	0.00	0.00	0.00	0.00	0.00	0.00	0.00	0.00	0.00
21	0.00	0.00	0.00	0.00	0.00	0.00	0.00	0.00	0.00	0.00	0.00	0.00	0.00	0.00	0.00	0.00	0.00	0.00	0.00	0.00	0.00	0.00	0.00	0.00	0.00	0.00
22	0.00	0.00	0.00	0.00	0.00	0.00	0.00	0.00	0.00	0.00	0.00	0.00	0.00	0.00	0.00	0.00	0.00	0.00	0.00	0.00	0.00	0.00	0.00	0.00	0.00	0.00
23	0.00	0.00	0.00	0.00	0.00	-	0.00	0.00	0.00	0.00	0.00	0.00	0.00	0.00	0.00	0.00	0.00	0.00	0.00	0.00	0.00	0.00	0.00	0.00	0.00	0.00
24	0.00	0.00	0.00	0.00	0.00	0.00	0.00	0.00	0.00	0.00	0.00	0.00	0.00	0.00	0.00	0.00	0.00	0.00	0.00	0.00	0.00	0.00	0.00	0.00	0.00	0.00
25	0.00	0.00	0.00	0.00	0.00	0.00	0.00	0.00	0.00	0.00	0.00	0.00	0.00	0.00	0.00	0.00	0.00	0.00	0.00	0.00	0.00	0.00	0.00	0.00	0.00	0.00
26	0.00	0.00	0.00	0.00	0.00	0.00	0.00	0.00	0.00	0.00	0.00	0.00	0.00	0.00	0.00	0.00	0.00	0.00	0.00	0.00	0.00	0.00	0.00	0.00	0.00	0.00
27	0.00	0.00	0.00	0.00	0.00	-	0.00	0.00	0.00	0.00	0.00	0.00	0.00	0.00	0.00	0.00	0.00	0.00	0.00	0.00	0.00	0.00	0.00	0.00	0.00	0.00
28	0.00	0.00	0.00	0.00	0.00	0.00	0.00	0.00	0.00	0.00	0.00	0.00	0.00	0.00	0.00	0.00	0.00	0.00	0.00	0.00	0.00	0.00	0.00	0.00	0.00	0.00
29	0.00	0.00	0.00	0.00	0.00	0.00	0.00	0.00	0.00	0.00	0.00	0.00	0.00	0.00	0.00	0.00	0.00	0.00	0.00	0.00	0.00	0.00	0.00	0.00	0.00	0.00
30	0.00	0.00	0.00	0.00	0.00	0.00	0.00	0.00	0.00	0.00	0.00	0.00	0.00	0.00	0.00	0.00	0.00	0.00	0.00	0.00	0.00	0.00	0.00	0.00	0.00	0.00

Hungary November 2018

Daily Auctions on Romanian – Bulgarian border

Reserved Capacity [MW] average value		Unused Capacity [MW] average value	
RO-BG	BG-RO	RO-BG	BG-RO
41	45	257	106

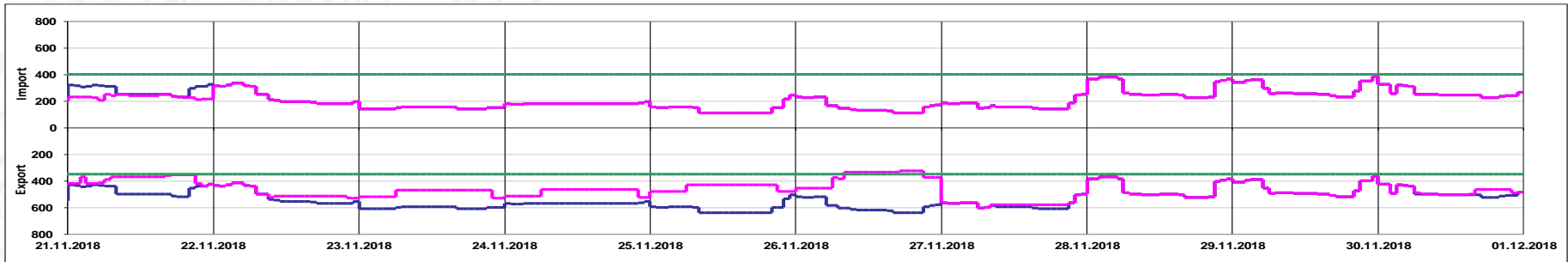
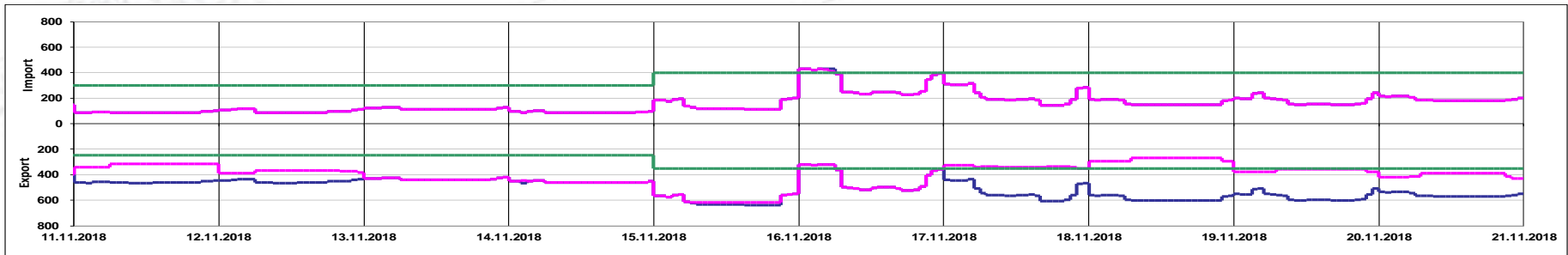
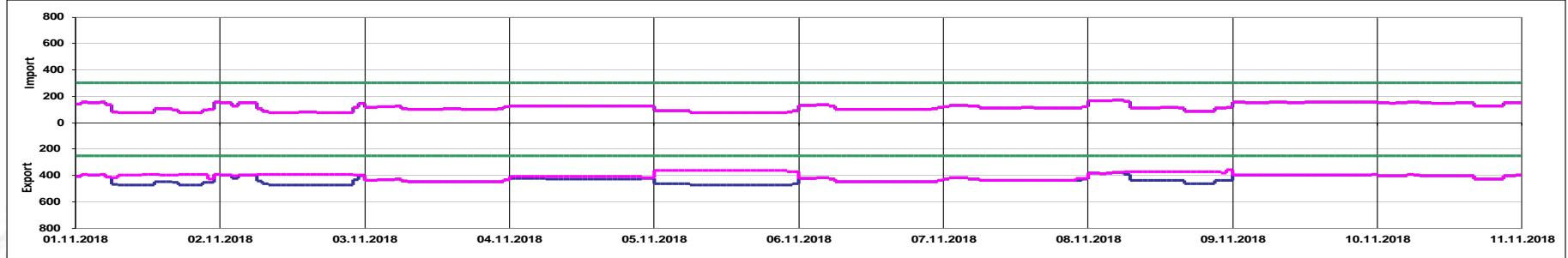


Bulgaria November 2018



Daily Auctions on Romanian – Bulgarian border

Bulgaria November 2018



Offered Capacity on Daily Auction Import (+) / Export (-) [MW]

Allocated Capacity on Daily Auction Import (+) / Export (-) [MW]

Net Transfer Capacity (NTC) Import (+) / Export (-) [MW]

Auction Price [Euro/MWh] – Export

Day	1	2	3	4	5	6	7	8	9	10	11	12	13	14	15	16	17	18	19	20	21	22	23	24	Max	
1	0.02	0.02	0.02	0.02	0.02	0.02	0.00	0.00	0.00	0.00	0.00	0.00	0.00	0.00	0.00	0.00	0.00	0.00	0.00	0.00	0.00	0.00	0.00	0.02	0.02	
2	0.02	0.02	0.00	0.02	0.02	0.00	0.00	0.00	0.00	0.00	0.00	0.00	0.00	0.00	0.00	0.00	0.00	0.00	0.00	0.00	0.00	0.00	0.00	0.00	0.02	0.02
3	0.02	0.02	0.02	0.02	0.02	0.02	0.02	0.02	0.02	0.02	0.02	0.02	0.02	0.02	0.02	0.02	0.02	0.02	0.02	0.02	0.02	0.02	0.02	0.02	0.02	0.02
4	0.00	0.00	0.00	0.00	0.00	0.00	0.00	0.00	0.00	0.00	0.00	0.00	0.00	0.00	0.00	0.00	0.00	0.00	0.00	0.00	0.00	0.00	0.00	0.00	0.00	0.00
5	0.00	0.00	0.00	0.00	0.00	0.00	0.00	0.00	0.00	0.00	0.00	0.00	0.00	0.00	0.00	0.00	0.00	0.00	0.00	0.00	0.00	0.00	0.00	0.00	0.00	0.00
6	0.02	0.06	0.06	0.06	0.06	0.06	0.02	0.02	0.02	0.02	0.02	0.02	0.02	0.02	0.02	0.02	0.02	0.02	0.02	0.02	0.02	0.02	0.02	0.02	0.02	0.06
7	0.02	0.02	0.02	0.02	0.02	0.02	0.02	0.02	0.02	0.02	0.02	0.02	0.02	0.02	0.02	0.02	0.02	0.02	0.02	0.02	0.02	0.02	0.02	0.00	0.00	0.02
8	0.02	0.02	0.02	0.02	0.02	0.02	0.00	0.00	0.00	0.00	0.00	0.00	0.00	0.00	0.00	0.00	0.00	0.00	0.00	0.00	0.00	0.00	0.00	0.00	0.00	0.02
9	0.03	0.03	0.03	0.03	0.03	0.03	0.03	0.03	0.03	0.03	0.03	0.03	0.03	0.03	0.03	0.03	0.03	0.03	0.03	0.03	0.03	0.03	0.03	0.03	0.03	0.03
10	0.02	0.02	0.02	0.02	0.02	0.07	0.02	0.02	0.02	0.02	0.02	0.02	0.02	0.02	0.02	0.02	0.02	0.02	0.02	0.02	0.02	0.02	0.02	0.02	0.02	0.07
11	0.00	0.00	0.00	0.00	0.00	0.00	0.00	0.00	0.00	0.00	0.00	0.00	0.00	0.00	0.00	0.00	0.00	0.00	0.00	0.00	0.00	0.00	0.00	0.00	0.00	0.00
12	0.00	0.00	0.00	0.00	0.00	0.00	0.00	0.00	0.00	0.00	0.00	0.00	0.00	0.00	0.00	0.00	0.00	0.00	0.00	0.00	0.00	0.00	0.00	0.00	0.00	0.00
13	0.02	0.02	0.02	0.02	0.02	0.02	0.02	0.02	0.02	0.02	0.02	0.02	0.02	0.02	0.02	0.02	0.02	0.02	0.02	0.02	0.02	0.02	0.02	0.03	0.03	0.03
14	0.02	0.02	0.00	0.02	0.02	0.02	0.02	0.02	0.02	0.02	0.02	0.02	0.02	0.02	0.02	0.02	0.02	0.02	0.02	0.02	0.02	0.02	0.02	0.02	0.02	0.02
15	0.01	0.01	0.01	0.01	0.01	0.01	0.00	0.00	0.00	0.00	0.00	0.00	0.00	0.00	0.00	0.00	0.00	0.00	0.00	0.00	0.00	0.07	0.09	0.09	0.09	0.09
16	6.19	5.67	5.67	6.04	7.11	5.75	0.88	0.02	0.02	0.02	0.02	0.06	0.09	0.09	0.09	0.09	0.02	0.02	0.02	0.02	0.02	0.77	1.13	3.57	7.11	
17	0.00	0.00	0.00	0.00	0.00	0.00	0.00	0.00	0.00	0.00	0.00	0.00	0.00	0.00	0.00	0.00	0.00	0.00	0.00	0.00	0.00	0.00	0.00	0.00	0.00	0.00
18	0.00	0.00	0.00	0.00	0.00	0.00	0.00	0.00	0.00	0.00	0.00	0.00	0.00	0.00	0.00	0.00	0.00	0.00	0.00	0.00	0.00	0.00	0.00	0.00	0.00	0.00
19	0.00	0.00	0.00	0.00	0.00	0.00	0.00	0.00	0.00	0.00	0.00	0.00	0.00	0.00	0.00	0.00	0.00	0.00	0.00	0.00	0.00	0.00	0.00	0.00	0.00	0.00
20	0.00	0.00	0.00	0.00	0.00	0.00	0.00	0.00	0.00	0.00	0.00	0.00	0.00	0.00	0.00	0.00	0.00	0.00	0.00	0.00	0.00	0.00	0.00	0.00	0.00	0.00
21	0.00	0.00	0.00	0.00	0.00	0.00	0.00	0.00	0.00	0.00	0.00	0.00	0.00	0.00	0.00	0.00	0.00	0.00	0.00	0.00	0.00	0.00	2.55	3.11	3.11	3.11
22	3.25	3.25	3.55	2.55	1.22	0.99	0.11	0.05	0.05	0.00	0.00	0.00	0.00	0.00	0.00	0.00	0.00	0.00	0.00	0.00	0.00	0.00	0.00	0.00	3.55	3.55
23	0.00	0.00	0.00	0.00	0.00	0.00	0.00	0.00	0.00	0.00	0.00	0.00	0.00	0.00	0.00	0.00	0.00	0.00	0.00	0.00	0.00	0.00	0.00	0.00	0.00	0.00
24	0.00	0.00	0.00	0.00	0.00	0.00	0.00	0.00	0.00	0.00	0.00	0.00	0.00	0.00	0.00	0.00	0.00	0.00	0.00	0.00	0.00	0.00	0.00	0.00	0.00	0.00
25	0.00	0.00	0.00	0.00	0.00	0.00	0.00	0.00	0.00	0.00	0.00	0.00	0.00	0.00	0.00	0.00	0.00	0.00	0.00	0.00	0.00	0.00	0.00	0.00	0.00	0.00
26	0.00	0.00	0.00	0.00	0.00	0.00	0.00	0.00	0.00	0.00	0.00	0.00	0.00	0.00	0.00	0.00	0.00	0.00	0.00	0.00	0.00	0.00	0.00	0.00	0.00	0.00
27	0.01	0.01	0.01	0.01	0.01	0.01	0.01	0.01	0.00	0.00	0.00	0.00	0.00	0.00	0.00	0.00	0.00	0.00	0.00	0.00	0.00	0.09	0.78	3.55	3.55	3.55
28	1.24	1.24	1.50	1.50	1.50	1.24	0.10	0.10	0.07	0.07	0.07	0.07	0.07	0.07	0.07	0.07	0.05	0.01	0.01	0.01	0.07	2.10	7.30	7.50	7.50	
29	0.56	0.56	0.56	0.56	0.56	0.22	0.07	0.56	0.56	0.56	0.56	0.56	0.56	0.56	0.56	0.55	0.55	0.07	0.07	0.07	0.56	0.56	1.20	1.20	1.20	1.20
30	0.44	0.44	0.09	0.44	0.44	0.44	0.00	0.07	0.07	0.05	0.05	0.05	0.05	0.05	0.05	0.00	0.00	0.00	0.00	0.00	0.00	0.00	0.00	0.01	0.44	0.44

Bulgaria November 2018

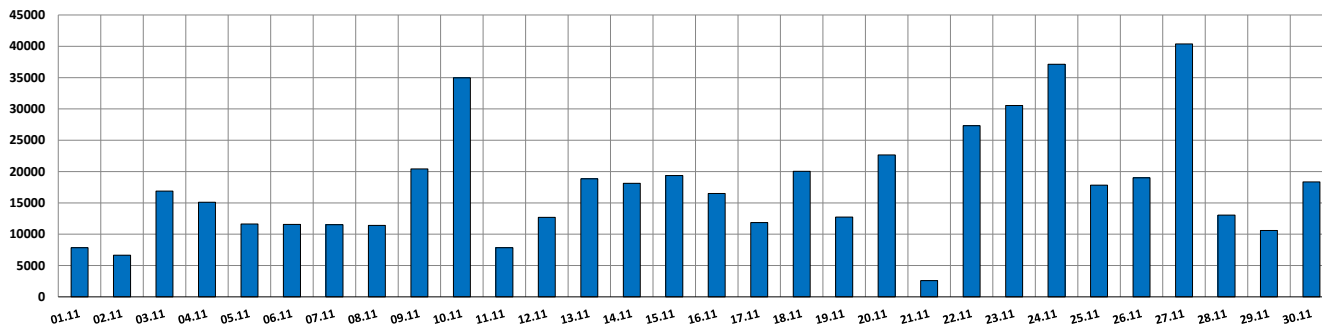
Auction Price [Euro/MWh] – Import

Day	1	2	3	4	5	6	7	8	9	10	11	12	13	14	15	16	17	18	19	20	21	22	23	24	Max
1	0.44	0.24	0.44	0.44	0.24	0.44	0.94	15.25	15.25	14.75	15.25	11.89	10.66	2.00	2.00	2.00	8.55	21.46	32.78	24.80	12.07	2.00	0.98	0.57	32.78
2	0.57	0.57	0.57	0.57	0.57	0.57	0.53	1.67	6.95	5.50	8.58	8.18	8.85	5.24	5.55	1.01	7.50	17.21	26.92	24.50	18.35	10.00	3.55	1.78	26.92
3	5.55	5.55	5.55	5.55	5.55	2.34	7.55	11.00	15.50	14.55	18.97	16.55	12.89	12.89	12.89	12.35	16.89	25.55	30.06	27.50	25.55	16.13	12.21	3.17	30.06
4	5.84	4.46	4.36	4.02	4.31	3.77	7.04	10.01	13.69	12.69	9.23	12.69	9.23	8.25	7.36	6.54	10.15	22.22	26.92	20.20	17.21	10.00	8.92	3.77	26.92
5	6.92	6.92	7.27	6.69	5.92	5.12	9.27	15.00	15.36	13.47	15.00	13.66	12.34	12.34	9.75	10.26	12.34	21.88	27.00	22.18	20.20	12.28	10.00	3.77	27.00
6	0.77	0.77	1.69	0.77	0.77	0.77	0.66	9.67	13.21	13.75	13.66	14.20	7.03	6.15	5.79	8.68	16.52	20.01	24.53	24.29	19.10	12.56	5.92	0.98	24.53
7	3.33	2.24	4.75	2.20	1.20	0.77	4.89	8.25	9.69	6.00	5.55	10.40	4.11	3.01	5.22	6.00	13.05	25.00	21.16	22.09	18.32	14.86	5.92	3.35	25.00
8	0.66	0.66	0.77	0.77	0.66	0.65	2.57	6.85	9.06	8.69	8.63	16.10	9.36	6.51	6.51	7.35	12.27	22.10	24.74	24.22	20.16	12.92	12.47	7.88	24.74
9	4.14	4.33	6.22	4.32	1.55	0.89	2.57	8.89	13.35	15.10	15.10	15.50	11.23	9.32	8.10	8.89	17.64	25.64	26.30	24.88	18.30	11.88	7.10	2.55	26.30
10	12.13	5.59	5.55	4.55	4.55	5.88	7.12	20.76	25.93	27.15	27.15	27.15	27.15	28.33	25.87	23.94	27.00	35.88	38.15	34.95	26.92	25.05	20.22	9.13	38.15
11	2.66	0.66	1.61	0.80	0.80	5.40	5.92	6.92	10.11	15.55	15.55	15.55	15.55	11.01	4.00	8.00	10.11	10.11	12.00	12.00	12.00	0.60	3.36	0.40	15.55
12	2.69	5.90	5.92	4.01	1.55	1.22	6.02	13.65	16.40	14.22	16.52	24.23	9.15	6.74	7.09	8.39	15.98	23.31	22.48	22.83	21.31	16.85	5.92	2.22	24.23
13	3.75	1.60	5.85	4.79	1.39	1.40	6.66	8.88	13.33	22.94	21.90	22.73	15.49	14.70	12.98	13.33	18.95	31.75	26.92	29.26	25.34	15.55	8.32	3.88	31.75
14	7.45	6.70	5.92	5.55	5.55	5.92	11.88	21.70	16.95	13.96	14.51	13.83	17.14	15.20	17.43	19.96	23.22	35.98	36.41	32.43	30.85	26.01	16.85	6.88	36.41
15	2.10	3.50	0.57	0.57	0.88	5.19	13.55	29.46	23.29	22.83	26.43	17.89	14.76	13.40	14.53	15.79	22.67	26.20	27.57	27.57	15.23	1.00	0.57	0.55	29.46
16	0.00	0.00	0.05	0.00	0.00	0.00	0.12	3.33	3.33	3.33	1.55	1.55	1.48	1.35	1.55	2.55	8.04	15.52	15.12	14.52	5.55	0.33	0.12	0.08	15.52
17	0.09	0.09	0.09	0.09	0.09	0.50	1.00	5.57	6.83	7.00	6.00	5.58	6.00	5.84	3.92	6.88	12.00	16.00	19.03	23.01	12.92	4.62	0.57	0.57	23.01
18	1.12	1.15	1.92	1.00	1.12	2.50	5.00	10.00	10.00	12.55	12.55	12.55	11.00	11.00	11.00	15.15	22.92	28.31	27.28	26.92	22.55	12.92	5.21	1.20	28.31
19	0.57	0.57	0.57	0.22	0.10	0.22	2.57	0.55	0.55	6.75	8.32	12.00	8.85	8.33	6.00	6.00	13.44	25.20	22.81	20.11	14.95	7.31	0.57	0.09	25.20
20	1.85	1.92	1.92	1.46	1.50	2.32	4.96	2.56	2.56	8.39	7.02	5.86	8.83	6.96	6.96	7.95	28.60	32.50	30.95	35.00	19.81	12.29	11.66	5.47	35.00
21	0.00	0.00	0.00	0.00	0.00	0.00	0.00	0.00	0.00	0.00	0.00	0.00	0.00	0.00	0.00	0.05	0.75	5.52	5.52	0.00	0.00	0.00	0.00	0.00	5.52
22	0.33	0.33	0.33	0.33	0.33	0.33	0.33	3.52	7.01	7.55	7.96	18.01	15.83	16.83	15.34	15.36	17.24	28.34	28.34	25.99	22.98	8.00	6.92	4.57	28.34
23	7.25	7.02	7.25	6.40	3.50	7.25	7.25	10.55	10.55	19.34	12.01	19.34	12.03	12.01	13.01	28.55	28.55	37.22	37.55	36.96	31.99	22.65	20.88	16.04	37.55
24	8.25	12.16	16.17	8.35	6.66	6.36	7.00	19.34	18.70	19.34	19.34	20.25	19.34	20.25	20.25	25.00	23.43	30.27	27.83	30.25	22.48	16.33	10.55	7.55	30.27
25	4.92	4.92	7.25	4.25	4.25	5.45	7.01	11.61	13.67	20.01	20.20	21.25	17.10	16.41	12.14	12.32	15.00	17.20	23.00	25.25	13.80	7.25	2.89	1.73	25.25
26	0.11	0.11	0.11	0.11	0.11	0.66	0.66	6.00	8.00	8.00	8.00	9.20	12.44	12.77	11.79	13.22	31.14	37.95	44.00	41.85	38.00	25.00	3.69	0.50	44.00
27	6.92	6.50	9.20	6.50	6.50	5.14	16.41	26.30	37.97	28.55	27.25	27.25	25.64	25.25	25.25	31.25	38.45	55.30	47.74	35.00	24.93	3.55	1.22	0.50	55.30
28	0.06	0.06	0.06	0.06	0.06	0.06	1.10	1.10	1.56	1.56	1.53	2.00	1.53	1.53	1.53	1.53	8.08	13.36	20.94	9.18	1.53	0.20	0.20	0.20	20.94
29	0.57	0.57	0.50	0.55	0.57	1.10	7.93	4.10	1.53	1.69	1.69	2.94	3.35	1.69	3.00	2.56	2.56	4.29	6.50	11.00	2.57	0.56	0.56	0.39	11.00
30	0.57	0.20	0.20	0.20	0.20	0.20	1.53	6.23	1.69	2.23	2.54	3.40	2.23	2.30	2.48	3.53	10.00	18.99	16.91	17.00	25.18	14.44	12.90	5.40	25.18

Bulgaria

November 2018

Congestion Income RO



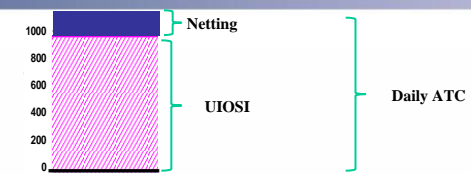
Day	Congestion Income border RO-BG [Euro]	Congestion Income RO [Euro]
01.11	15707	7853
02.11	13316	6658
03.11	33746	16873
04.11	30196	15098
05.11	23242	11621
06.11	23142	11571
07.11	23034	11517
08.11	22797	11398
09.11	40836	20418
10.11	69928	34964
11.11	15680	7840
12.11	25396	12698
13.11	37694	18847
14.11	36257	18129
15.11	38729	19364
16.11	32998	16499
17.11	23697	11849
18.11	40088	20044
19.11	25472	12736
20.11	45330	22665
21.11	5189	2594
22.11	54639	27320
23.11	61082	30541
24.11	74257	37128
25.11	35655	17827
26.11	37988	18994
27.11	80777	40388
28.11	26088	13044
29.11	21185	10592
30.11	36698	18349
Total	1050840	525420

Daily Income [Euro]		Remuneration UIOSI [Euro]	
RO-BG	BG-RO	RO-BG	BG-RO
44062	1006778	27028	623899
1050840		650927	

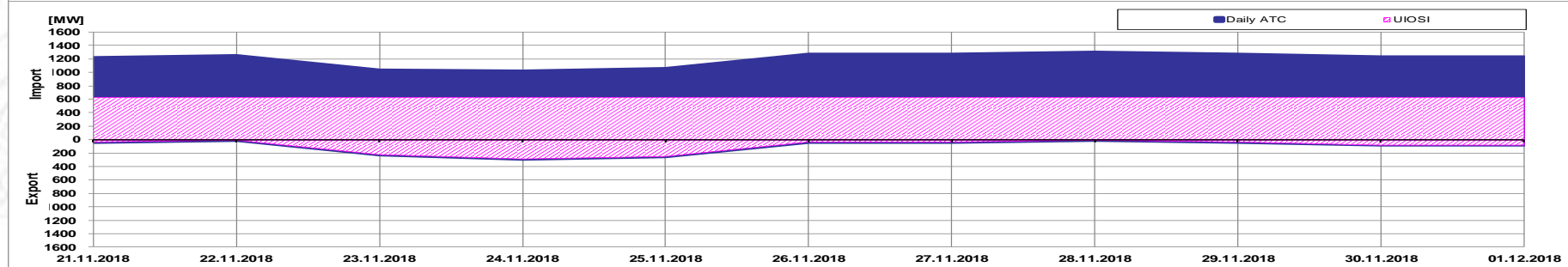
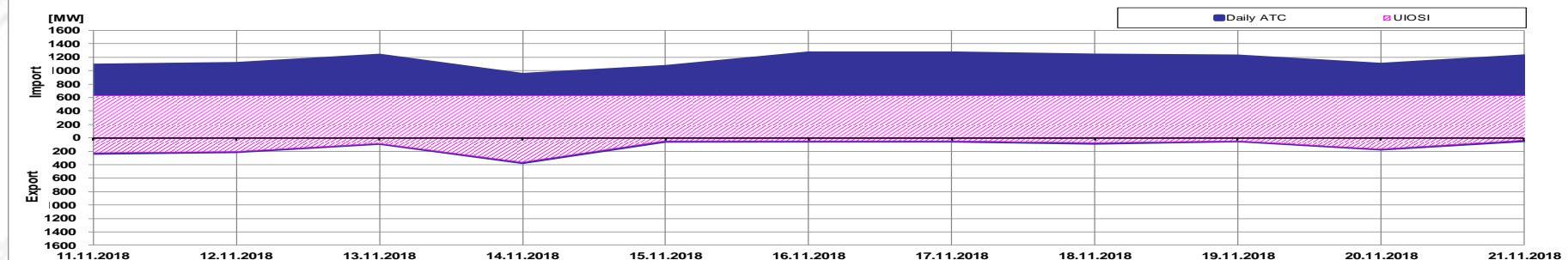
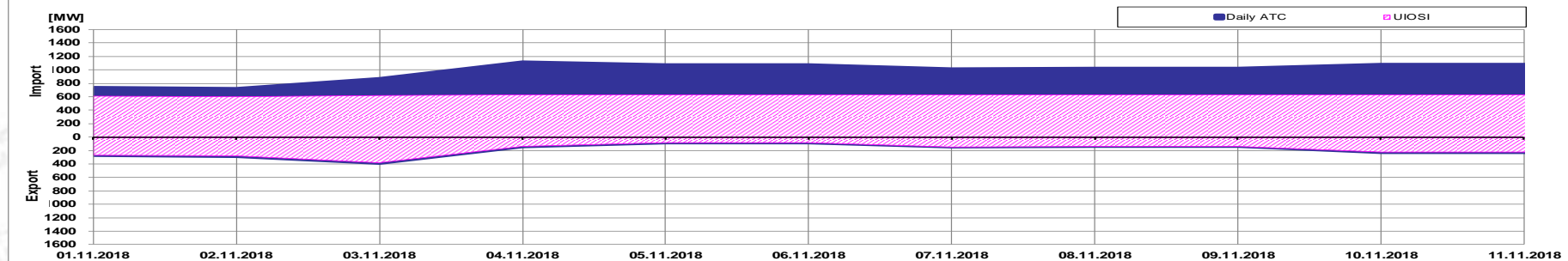
TSO Income (Z-R) [Euro]	RO TSO Income (Z-R) [Euro]
399913	199957

Daily Auctions on Romanian – Serbian border

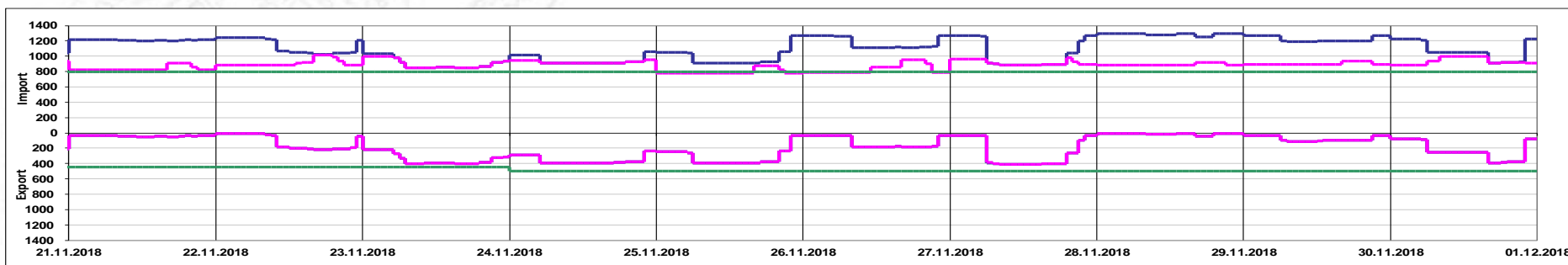
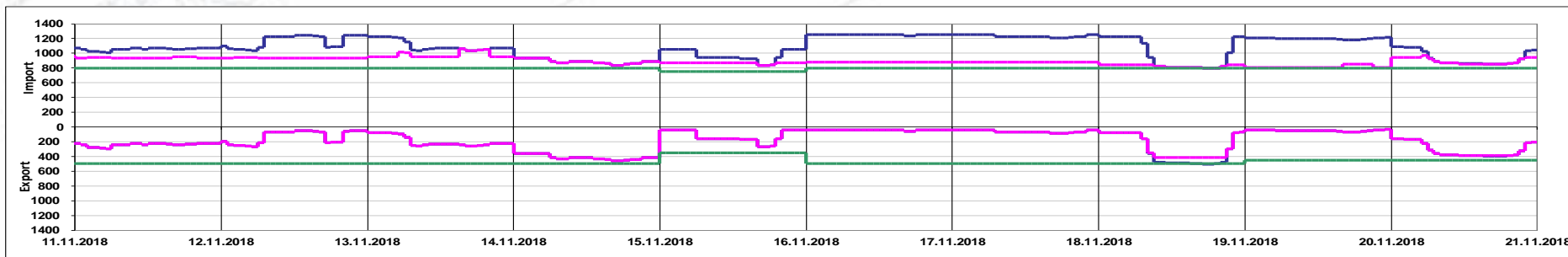
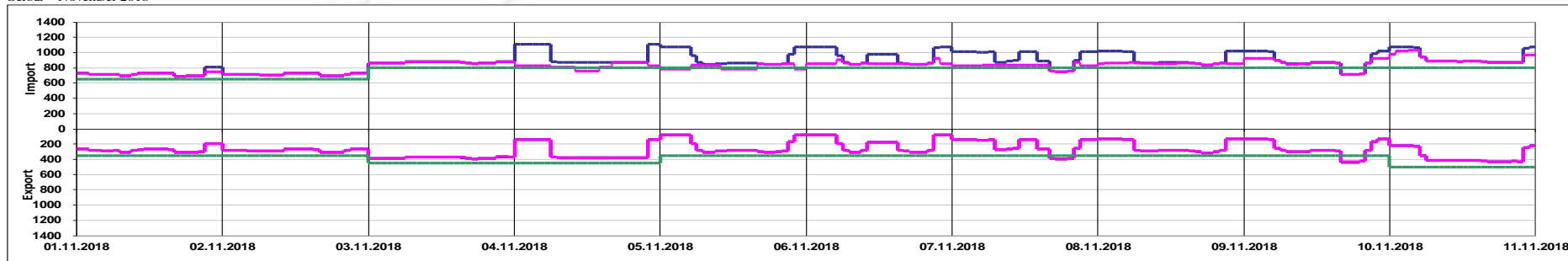
Unused Capacity [MW] average value	
RO-RS	RS-RO
206	620



Serbia November 2018



Serbia November 2018



Offered Capacity on Daily Auction Import (+) / Export (-) [MW]

Allocated Capacity on Daily Auction Import (+) / Export (-) [MW]

Net Transfer Capacity (NTC) Import (+) / Export (-) [MW]

Auction Price [Euro/MWh] – Export

Day	1	2	3	4	5	6	7	8	9	10	11	12	13	14	15	16	17	18	19	20	21	22	23	24	Max
1	0.15	0.15	0.13	0.13	0.13	0.13	0.13	0.11	0.11	0.13	0.15	0.15	0.15	0.15	0.15	0.15	0.11	0.11	0.13	0.13	0.13	0.26	0.26	0.26	0.26
2	0.15	0.15	0.15	0.15	0.15	0.15	0.15	0.15	0.15	0.15	0.22	0.22	0.22	0.22	0.22	0.22	0.13	0.13	0.15	0.15	0.15	0.22	0.22	0.22	0.22
3	0.04	0.04	0.05	0.05	0.05	0.05	0.09	0.09	0.09	0.09	0.09	0.09	0.09	0.09	0.09	0.05	0.05	0.05	0.05	0.05	0.05	0.05	0.05	0.05	0.09
4	0.66	0.66	0.66	0.66	0.66	0.66	0.09	0.06	0.06	0.06	0.22	0.26	0.26	0.26	0.09	0.09	0.06	0.03	0.03	0.03	0.03	0.08	0.66	0.66	0.66
5	0.88	0.88	0.88	0.88	0.88	0.38	0.11	0.07	0.07	0.09	0.09	0.09	0.09	0.09	0.09	0.09	0.09	0.09	0.09	0.09	0.09	0.56	2.00	2.93	2.93
6	3.44	4.22	3.96	3.01	2.85	0.38	0.19	0.14	0.14	0.19	0.38	0.38	0.38	0.38	0.38	0.27	0.14	0.14	0.14	0.14	0.14	0.68	0.69	0.80	4.22
7	0.64	0.88	0.88	0.60	0.55	0.40	0.40	0.40	0.40	0.50	0.55	0.40	0.40	0.40	0.55	0.55	0.09	0.09	0.09	0.09	0.40	0.55	0.55	0.88	0.88
8	1.60	1.60	1.60	1.33	0.68	0.68	0.18	0.18	0.18	0.18	0.18	0.18	0.18	0.18	0.18	0.18	0.18	0.07	0.07	0.08	0.09	0.77	2.53	1.60	2.53
9	3.11	1.10	1.10	1.10	1.10	0.54	0.17	0.13	0.13	0.13	0.13	0.17	0.17	0.17	0.17	0.17	0.06	0.06	0.06	0.06	0.13	0.54	1.10	1.10	3.11
10	0.36	0.56	0.88	0.88	0.70	0.07	0.05	0.05	0.05	0.05	0.05	0.05	0.05	0.05	0.05	0.05	0.05	0.05	0.05	0.05	0.05	0.05	0.54	0.88	0.88
11	0.25	0.55	0.38	0.38	0.38	0.38	0.38	0.15	0.15	0.18	0.18	0.15	0.18	0.18	0.18	0.15	0.15	0.11	0.11	0.11	0.13	0.89	0.89	1.00	1.00
12	0.23	0.22	0.22	0.22	0.22	0.22	0.22	0.35	0.35	0.35	0.35	0.35	0.54	0.54	0.54	0.54	0.35	0.22	0.22	0.22	0.36	1.64	2.46	2.05	2.46
13	1.56	0.97	0.97	0.97	0.88	0.62	0.36	0.12	0.10	0.12	0.14	0.14	0.14	0.14	0.14	0.14	0.06	0.06	0.07	0.07	0.10	0.16	0.30	1.56	1.56
14	0.09	0.09	0.09	0.09	0.09	0.09	0.06	0.05	0.05	0.06	0.06	0.06	0.06	0.05	0.05	0.05	0.03	0.03	0.03	0.05	0.05	0.06	0.06	0.06	0.09
15	5.70	4.28	5.94	5.66	3.00	2.28	0.57	0.57	0.50	0.61	0.81	1.11	1.11	1.11	0.81	0.57	0.39	0.39	0.50	0.81	4.46	10.46	11.72	15.57	15.57
16	11.00	11.00	14.00	14.00	11.00	7.65	8.10	5.55	3.00	3.17	7.59	10.62	9.71	9.40	8.00	5.62	2.12	2.00	2.18	2.20	2.20	8.00	9.00	13.00	14.00
17	9.80	9.80	9.80	9.80	9.80	9.80	5.55	5.15	6.32	7.24	6.66	5.88	6.37	5.76	4.16	5.55	2.48	3.03	1.85	2.75	4.41	4.00	8.15	10.00	10.00
18	1.79	2.27	1.59	1.57	1.57	0.75	0.75	0.33	0.05	0.00	0.00	0.00	0.00	0.00	0.00	0.00	0.00	0.00	0.00	0.00	0.00	0.09	1.10	4.02	4.02
19	2.92	3.00	3.25	3.00	4.27	3.58	3.00	0.56	0.56	0.56	1.30	1.95	1.95	1.95	1.95	0.33	0.23	0.23	0.33	0.33	1.13	5.05	5.05	5.05	5.05
20	5.10	4.10	3.51	2.10	0.88	0.57	0.15	0.13	0.13	0.13	0.13	0.09	0.09	0.09	0.09	0.09	0.08	0.08	0.08	0.08	0.14	3.10	5.10	4.19	5.10
21	6.89	6.02	7.10	5.78	5.78	3.33	1.50	1.50	1.50	1.50	1.50	1.85	2.31	4.10	8.10	9.10	1.29	1.50	4.95	8.39	12.95	20.47	21.20	21.20	21.20
22	26.10	28.00	26.10	22.10	20.00	12.10	12.10	12.41	11.51	5.10	0.57	0.57	0.37	0.37	0.49	0.34	0.34	0.37	0.37	0.40	0.40	0.48	0.57	8.91	28.00
23	0.57	0.57	0.57	0.57	0.41	0.39	0.14	0.09	0.09	0.09	0.09	0.09	0.11	0.11	0.11	0.09	0.09	0.09	0.11	0.11	0.15	0.15	0.20	0.57	0.57
24	0.32	0.32	0.32	0.32	0.32	0.14	0.14	0.14	0.14	0.14	0.14	0.14	0.14	0.14	0.14	0.14	0.14	0.14	0.14	0.14	0.14	0.39	2.10	3.57	3.57
25	1.50	1.50	1.23	1.23	1.23	1.23	0.17	0.17	0.17	0.17	0.17	0.17	0.17	0.17	0.17	0.17	0.17	0.23	0.23	0.23	0.55	0.97	3.57	3.57	3.57
26	9.19	8.92	8.00	8.00	5.00	5.00	5.00	5.00	1.10	1.10	0.93	0.93	0.93	0.93	0.88	0.88	0.55	0.55	0.55	0.55	0.55	1.10	3.39	3.39	9.19
27	2.52	2.52	4.10	3.32	0.87	0.70	0.00	0.01	0.05	0.05	0.05	0.05	0.05	0.09	0.09	0.09	0.07	0.07	0.09	0.88	0.88	8.50	20.21	25.15	25.15
28	10.40	11.75	14.00	12.00	10.10	5.35	5.00	4.00	3.10	3.00	3.00	3.10	5.10	3.21	3.21	3.21	2.50	3.00	4.75	5.00	3.21	10.00	19.31	15.00	19.31
29	21.10	15.00	15.00	10.86	6.25	5.00	1.50	1.25	1.25	1.25	1.25	1.25	1.50	1.50	1.50	1.50	1.50	1.50	1.50	1.50	2.91	11.52	20.10	21.10	21.10
30	11.10	9.10	10.10	7.38	4.00	2.51	0.62	0.62	0.62	0.62	0.62	0.62	0.62	0.62	0.57	0.37	0.14	0.14	0.14	0.14	0.14	0.14	3.00	5.00	11.10

Serbia November 2018

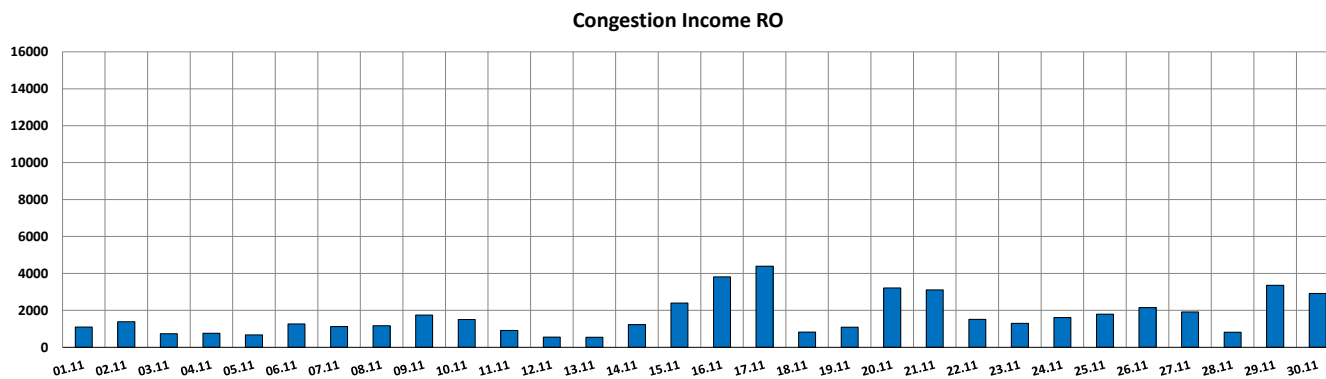
Auction Price [Euro/MWh] – Import

Day	1	2	3	4	5	6	7	8	9	10	11	12	13	14	15	16	17	18	19	20	21	22	23	24	Max
1	0.05	0.05	0.05	0.09	0.09	0.09	0.09	0.09	0.15	0.09	0.03	0.03	0.03	0.03	0.03	0.05	0.16	0.16	0.16	0.16	0.09	0.00	0.00	0.00	0.16
2	0.11	0.11	0.11	0.11	0.15	0.15	0.09	0.09	0.15	0.15	0.03	0.03	0.03	0.03	0.03	0.09	0.15	0.15	0.15	0.15	0.09	0.03	0.03	0.03	0.15
3	0.05	0.09	0.09	0.09	0.09	0.09	0.05	0.01	0.01	0.01	0.01	0.01	0.01	0.05	0.05	0.05	0.05	0.05	0.05	0.05	0.05	0.01	0.01	0.01	0.09
4	0.00	0.00	0.00	0.00	0.00	0.00	0.00	0.00	0.00	0.00	0.00	0.00	0.00	0.00	0.00	0.00	0.01	0.05	0.05	0.05	0.05	0.01	0.01	0.00	0.05
5	0.00	0.00	0.00	0.00	0.00	0.00	0.00	0.00	0.00	0.00	0.00	0.00	0.00	0.00	0.00	0.00	0.01	0.01	0.01	0.01	0.01	0.00	0.00	0.00	0.01
6	0.00	0.00	0.00	0.00	0.00	0.00	0.01	0.01	0.01	0.01	0.00	0.00	0.00	0.00	0.00	0.00	0.01	0.01	0.01	0.01	0.01	0.00	0.00	0.00	0.01
7	0.00	0.00	0.00	0.00	0.00	0.00	0.00	0.00	0.00	0.00	0.00	0.00	0.00	0.00	0.00	0.00	0.05	0.05	0.05	0.05	0.00	0.00	0.00	0.00	0.05
8	0.00	0.00	0.00	0.00	0.00	0.00	0.00	0.00	0.00	0.00	0.00	0.00	0.00	0.00	0.00	0.00	0.01	0.01	0.01	0.01	0.00	0.00	0.00	0.00	0.01
9	0.00	0.00	0.00	0.00	0.00	0.00	0.01	0.02	0.03	0.03	0.02	0.01	0.01	0.01	0.01	0.01	0.43	0.43	0.43	0.43	0.02	0.00	0.00	0.00	0.43
10	0.00	0.00	0.00	0.00	0.00	0.05	0.05	0.05	0.05	0.03	0.01	0.01	0.01	0.01	0.01	0.01	0.36	0.36	0.36	0.36	0.03	0.03	0.00	0.00	0.36
11	0.00	0.00	0.00	0.00	0.00	0.00	0.00	0.00	0.00	0.00	0.00	0.00	0.00	0.00	0.00	0.00	0.00	0.00	0.00	0.00	0.00	0.00	0.00	0.00	0.00
12	0.00	0.00	0.00	0.00	0.00	0.00	0.00	0.00	0.00	0.00	0.00	0.00	0.00	0.00	0.00	0.00	0.00	0.00	0.00	0.00	0.00	0.00	0.00	0.00	0.00
13	0.00	0.00	0.00	0.00	0.00	0.00	0.00	0.00	0.00	0.00	0.00	0.00	0.00	0.00	0.00	0.01	0.01	0.01	0.01	0.01	0.00	0.00	0.00	0.00	0.01
14	0.01	0.01	0.01	0.01	0.02	0.02	0.13	0.13	0.13	0.05	0.05	0.02	0.02	0.02	0.02	0.12	0.33	0.33	0.33	0.30	0.06	0.02	0.01	0.01	0.33
15	0.00	0.00	0.00	0.00	0.00	0.00	0.00	0.00	0.00	0.00	0.00	0.00	0.00	0.00	0.00	0.00	0.01	0.01	0.01	0.00	0.00	0.00	0.00	0.00	0.01
16	0.00	0.00	0.00	0.00	0.00	0.00	0.00	0.00	0.00	0.00	0.00	0.00	0.00	0.00	0.00	0.00	0.00	0.00	0.00	0.00	0.00	0.00	0.00	0.00	0.00
17	0.00	0.00	0.00	0.00	0.00	0.00	0.00	0.00	0.00	0.00	0.00	0.00	0.00	0.00	0.00	0.00	0.00	0.00	0.00	0.00	0.00	0.00	0.00	0.00	0.00
18	0.00	0.00	0.00	0.00	0.00	0.00	0.00	0.00	0.00	0.01	0.01	0.01	0.01	0.01	0.01	0.01	0.13	0.13	0.13	0.05	0.02	0.00	0.00	0.00	0.13
19	0.00	0.00	0.00	0.00	0.00	0.00	0.00	0.00	0.00	0.00	0.00	0.00	0.00	0.00	0.00	0.00	0.00	0.00	0.00	0.00	0.00	0.00	0.00	0.00	0.00
20	0.00	0.00	0.00	0.00	0.00	0.00	0.01	0.01	0.01	0.01	0.01	0.01	0.01	0.01	0.01	0.01	0.02	0.02	0.02	0.02	0.01	0.01	0.00	0.00	0.02
21	0.00	0.00	0.00	0.00	0.00	0.00	0.00	0.00	0.00	0.00	0.00	0.00	0.00	0.00	0.00	0.00	0.00	0.00	0.00	0.00	0.00	0.00	0.00	0.00	0.00
22	0.00	0.00	0.00	0.00	0.00	0.00	0.00	0.00	0.00	0.00	0.00	0.00	0.00	0.00	0.00	0.00	0.00	0.00	0.00	0.00	0.00	0.00	0.00	0.00	0.00
23	0.00	0.00	0.00	0.00	0.00	0.02	0.03	0.13	0.13	0.13	0.05	0.05	0.05	0.05	0.05	0.05	0.14	0.13	0.13	0.13	0.05	0.01	0.01	0.01	0.14
24	0.00	0.00	0.00	0.00	0.00	0.02	0.02	0.02	0.02	0.02	0.02	0.02	0.02	0.02	0.02	0.02	0.05	0.05	0.05	0.02	0.02	0.02	0.00	0.00	0.05
25	0.00	0.00	0.00	0.00	0.00	0.00	0.00	0.00	0.00	0.00	0.00	0.00	0.00	0.00	0.00	0.00	0.00	0.00	0.00	0.00	0.00	0.00	0.00	0.00	0.00
26	0.00	0.00	0.00	0.00	0.00	0.00	0.00	0.00	0.00	0.00	0.00	0.00	0.00	0.00	0.00	0.00	0.00	0.00	0.00	0.00	0.00	0.00	0.00	0.00	0.00
27	0.00	0.00	0.00	0.00	0.00	0.00	0.01	0.01	0.01	0.01	0.01	0.01	0.01	0.01	0.01	0.01	0.01	0.02	0.02	0.01	0.00	0.00	0.00	0.00	0.02
28	0.00	0.00	0.00	0.00	0.00	0.00	0.00	0.00	0.00	0.00	0.00	0.00	0.00	0.00	0.00	0.00	0.00	0.00	0.00	0.00	0.00	0.00	0.00	0.00	0.00
29	0.00	0.00	0.00	0.00	0.00	0.00	0.00	0.00	0.00	0.00	0.00	0.00	0.00	0.00	0.00	0.00	0.00	0.00	0.00	0.00	0.00	0.00	0.00	0.00	0.00
30	0.00	0.00	0.00	0.00	0.00	0.00	0.00	0.00	0.00	0.00	0.00	0.00	0.00	0.00	0.00	0.00	0.02	0.02	0.01	0.01	0.01	0.01	0.00	0.00	0.02

Serbia

November 2018

Daily Allocation on Romanian – Serbian border

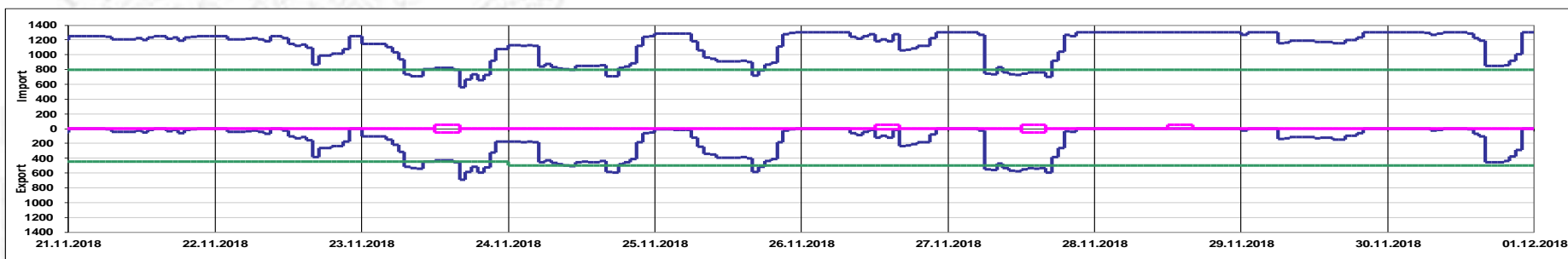
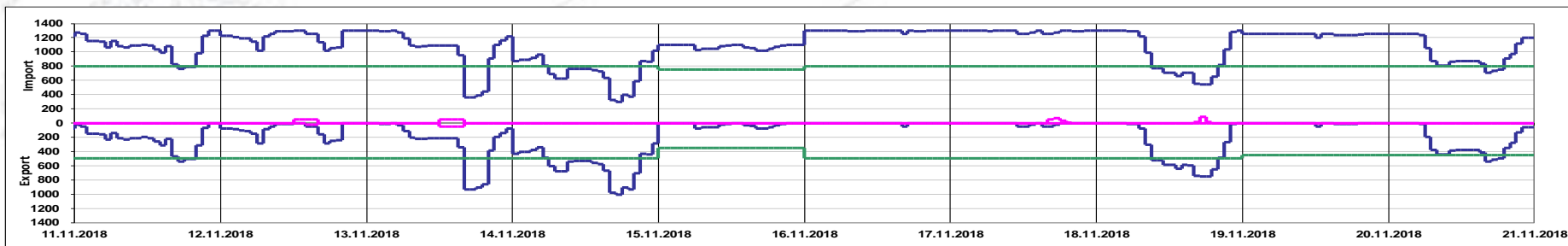
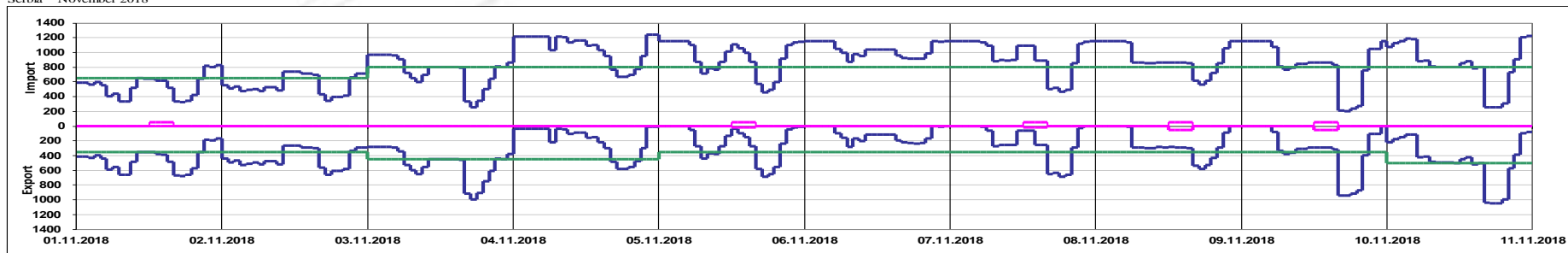


Day	Congestion Income border RO-RS [Euro]	Congestion Income RO [Euro]
01.11	2199	1099
02.11	2766	1383
03.11	1478	739
04.11	1526	763
05.11	1338	669
06.11	2532	1266
07.11	2237	1119
08.11	2335	1167
09.11	3491	1745
10.11	3015	1507
11.11	1823	912
12.11	1106	553
13.11	1087	544
14.11	2443	1222
15.11	4788	2394
16.11	7629	3815
17.11	8784	4392
18.11	1656	828
19.11	2184	1092
20.11	6425	3212
21.11	6215	3107
22.11	3024	1512
23.11	2602	1301
24.11	3213	1606
25.11	3581	1791
26.11	4291	2145
27.11	3825	1913
28.11	1627	813
29.11	6719	3359
30.11	5841	2921
Total	101780	50890

Daily Income [Euro]		Remuneration UIOSI [Euro]	
RO-RS	RS-RO	RO-RS	RS-RO
90341	11439	88857	8384
101780		97241	

TSO Income (Z-R) [Euro]	RO TSO Income (Z-R) [Euro]
4539	2270

Serbia November 2018



Offered Capacity on Intraday Auction Import (+) / Export (-) [MW]

Allocated Capacity on Intraday Auction Import (+) / Export (-) [MW]

Net Transfer Capacity (NTC) Import (+) / Export (-) [MW]

Auction Price [Euro/MWh] - Export

Day	1	2	3	4	5	6	7	8	9	10	11	12	13	14	15	16	17	18	19	20	21	22	23	24	Max	
1	0.00	0.00	0.00	0.00	0.00	0.00	0.00	0.00	0.00	0.00	0.00	0.00	0.00	0.00	0.00	0.00	0.00	0.00	0.00	0.00	0.00	0.00	0.00	0.00	0.00	0.00
2	0.00	0.00	0.00	0.00	0.00	0.00	0.00	0.00	0.00	0.00	0.00	0.00	0.00	0.00	0.00	0.00	0.00	0.00	0.00	0.00	0.00	0.00	0.00	0.00	0.00	0.00
3	0.00	0.00	0.00	0.00	0.00	0.00	0.00	0.00	0.00	0.00	0.00	0.00	0.00	0.00	0.00	0.00	0.00	0.00	0.00	0.00	0.00	0.00	0.00	0.00	0.00	0.00
4	0.00	0.00	0.00	0.00	0.00	0.00	0.00	0.00	0.00	0.00	0.00	0.00	0.00	0.00	0.00	0.00	0.00	0.00	0.00	0.00	0.00	0.00	0.00	0.00	0.00	0.00
5	-	-	-	-	-	0.00	0.00	0.00	0.00	0.00	0.00	0.00	0.00	0.00	0.00	0.00	0.00	0.00	0.00	0.00	0.00	0.00	0.00	0.00	0.00	0.00
6	-	-	-	-	-	0.00	0.00	0.00	0.00	0.00	0.00	0.00	0.00	0.00	0.00	0.00	0.00	0.00	0.00	0.00	0.00	0.00	0.00	0.00	0.00	0.00
7	-	-	-	-	-	0.00	0.00	0.00	0.00	0.00	0.00	0.00	0.00	0.00	0.00	0.00	0.00	0.00	0.00	0.00	0.00	0.00	0.00	0.00	0.00	0.00
8	-	-	-	-	-	0.00	0.00	0.00	0.00	0.00	0.00	0.00	0.00	0.00	0.00	0.00	0.00	0.00	0.00	0.00	0.00	0.00	0.00	0.00	0.00	0.00
9	-	-	-	-	-	0.00	0.00	0.00	0.00	0.00	0.00	0.00	0.00	0.00	0.00	0.00	0.00	0.00	0.00	0.00	0.00	0.00	0.00	0.00	0.00	0.00
10	0.00	0.00	0.00	0.00	0.00	0.00	0.00	0.00	0.00	0.00	0.00	0.00	0.00	0.00	0.00	0.00	0.00	0.00	0.00	0.00	0.00	0.00	0.00	0.00	0.00	0.00
11	0.00	0.00	0.00	0.00	0.00	0.00	0.00	0.00	0.00	0.00	0.00	0.00	0.00	0.00	0.00	0.00	0.00	0.00	0.00	0.00	0.00	0.00	0.00	0.00	0.00	0.00
12	0.00	0.00	0.00	0.00	0.00	0.00	0.00	0.00	0.00	0.00	0.00	0.00	-	-	0.00	0.00	0.00	0.00	0.00	0.00	0.00	-	-	-	-	0.00
13	-	-	0.00	0.00	-	0.00	0.00	0.00	0.00	0.00	0.00	0.00	0.00	0.00	0.00	0.00	0.00	0.00	0.00	0.00	0.00	0.00	0.00	0.00	0.00	0.00
14	0.00	0.00	0.00	0.00	0.00	0.00	0.00	0.00	0.00	0.00	0.00	0.00	0.00	0.00	0.00	0.00	0.00	0.00	0.00	0.00	0.00	0.00	0.00	0.00	0.00	0.00
15	-	-	-	-	-	-	0.00	0.00	0.00	0.00	0.00	0.00	-	-	0.00	0.00	0.00	0.00	0.00	0.00	0.00	0.00	-	-	-	0.00
16	-	-	-	-	-	-	0.00	0.00	0.00	-	0.00	-	-	-	-	0.00	-	0.00	0.00	0.00	-	-	-	-	-	0.00
17	-	-	-	-	-	-	0.00	-	-	-	-	0.00	0.00	0.00	-	0.00	0.00	0.00	0.00	-	0.00	0.00	-	-	-	0.00
18	-	-	-	-	-	0.00	0.00	0.00	0.00	0.00	0.00	0.00	0.00	0.00	0.00	0.00	0.00	0.00	0.00	0.00	0.00	0.00	0.00	0.00	0.00	0.00
19	-	-	-	-	-	-	-	-	-	-	-	0.00	-	-	0.00	0.00	0.00	0.00	0.00	0.00	-	-	-	-	-	0.00
20	-	-	-	-	-	0.00	0.00	0.00	0.00	0.00	0.00	0.00	0.00	0.00	0.00	0.00	0.00	0.00	0.00	0.00	0.00	0.00	0.00	0.00	0.00	0.00
21	-	-	-	-	-	0.00	0.00	0.00	0.00	0.00	0.00	0.00	0.00	0.00	-	-	0.00	0.00	0.00	0.00	0.00	-	-	-	-	0.00
22	-	-	0.00	0.00	0.00	0.00	0.00	0.00	0.00	-	-	0.00	0.00	0.00	0.00	0.00	0.00	0.00	0.00	0.00	0.00	0.00	0.00	0.00	0.00	0.00
23	0.00	0.00	0.00	0.00	0.00	0.00	0.00	0.00	0.00	0.00	0.00	0.00	0.00	0.00	0.00	0.00	0.00	0.00	0.00	0.00	0.00	0.00	0.00	0.00	0.00	0.00
24	0.00	0.00	0.00	0.00	0.00	0.00	0.00	0.00	0.00	0.00	0.00	0.00	0.00	0.00	0.00	0.00	0.00	0.00	0.00	0.00	0.00	0.00	0.00	0.00	0.00	0.00
25	0.00	0.00	0.00	0.00	0.00	0.00	0.00	0.00	0.00	0.00	0.00	0.00	0.00	0.00	0.00	0.00	0.00	0.00	0.00	0.00	0.00	0.00	0.00	0.00	0.00	0.00
26	-	-	-	-	-	-	-	-	0.00	0.00	0.00	0.00	0.00	0.00	0.00	0.00	0.00	0.00	0.00	0.00	0.00	0.00	0.00	0.00	0.00	0.00
27	-	-	-	-	-	0.00	0.00	0.00	0.00	0.00	0.00	0.00	0.00	0.00	0.00	0.00	0.00	0.00	0.00	0.00	0.00	0.00	-	-	-	0.00
28	-	-	-	-	-	-	-	-	-	-	-	-	-	-	-	-	-	-	-	-	-	-	-	-	-	0.00
29	0.00	-	-	-	-	-	0.00	0.00	0.00	0.00	0.00	0.00	0.00	0.00	0.00	0.00	0.00	0.00	0.00	0.00	-	-	-	-	-	0.00
30	-	-	-	-	-	-	0.00	0.00	0.00	-	-	-	-	0.00	0.00	0.00	0.00	0.00	0.00	0.00	0.00	0.00	-	-	-	0.00

Serbia November 2018

Auction Price [Euro/MWh] - Import

Day	1	2	3	4	5	6	7	8	9	10	11	12	13	14	15	16	17	18	19	20	21	22	23	24	Max	
1	0.00	0.00	0.00	0.00	0.00	0.00	0.00	0.00	0.00	0.00	0.00	0.00	0.00	0.00	0.00	0.00	0.00	0.00	0.00	0.00	0.00	0.00	0.00	0.00	0.00	0.00
2	0.00	0.00	0.00	0.00	0.00	0.00	0.00	0.00	0.00	0.00	0.00	0.00	0.00	0.00	0.00	0.00	0.00	0.00	0.00	0.00	0.00	0.00	0.00	0.00	0.00	0.00
3	0.00	0.00	0.00	0.00	0.00	0.00	0.00	0.00	0.00	0.00	0.00	0.00	0.00	0.00	0.00	0.00	0.00	0.00	0.00	0.00	0.00	0.00	0.00	0.00	0.00	0.00
4	0.00	0.00	0.00	0.00	0.00	0.00	0.00	0.00	0.00	0.00	0.00	0.00	0.00	0.00	0.00	0.00	0.00	0.00	0.00	0.00	0.00	0.00	0.00	0.00	0.00	0.00
5	0.00	0.00	0.00	0.00	0.00	0.00	0.00	0.00	0.00	0.00	0.00	0.00	0.00	0.00	0.00	0.00	0.00	0.00	0.00	0.00	0.00	0.00	0.00	0.00	0.00	0.00
6	0.00	0.00	0.00	0.00	0.00	0.00	0.00	0.00	0.00	0.00	0.00	0.00	0.00	0.00	0.00	0.00	0.00	0.00	0.00	0.00	0.00	0.00	0.00	0.00	0.00	0.00
7	0.00	0.00	0.00	0.00	0.00	0.00	0.00	0.00	0.00	0.00	0.00	0.00	0.00	0.00	0.00	0.00	0.00	0.00	0.00	0.00	0.00	0.00	0.00	0.00	0.00	0.00
8	0.00	0.00	0.00	0.00	0.00	0.00	0.00	0.00	0.00	0.00	0.00	0.00	0.00	0.00	0.00	0.00	0.00	0.00	0.00	0.00	0.00	0.00	0.00	0.00	0.00	0.00
9	0.00	0.00	0.00	0.00	0.00	0.00	0.00	0.00	0.00	0.00	0.00	0.00	0.00	0.00	0.00	0.00	0.00	0.00	0.00	0.00	0.00	0.00	0.00	0.00	0.00	0.00
10	0.00	0.00	0.00	0.00	0.00	0.00	0.00	0.00	0.00	0.00	0.00	0.00	0.00	0.00	0.00	0.00	0.00	0.00	0.00	0.00	0.00	0.00	0.00	0.00	0.00	0.00
11	0.00	0.00	0.00	0.00	0.00	0.00	0.00	0.00	0.00	0.00	0.00	0.00	0.00	0.00	0.00	0.00	0.00	0.00	0.00	0.00	0.00	0.00	0.00	0.00	0.00	0.00
12	0.00	0.00	0.00	0.00	0.00	0.00	0.00	0.00	0.00	0.00	0.00	0.00	0.00	0.00	0.00	0.00	0.00	0.00	0.00	0.00	0.00	0.00	0.00	0.00	0.00	0.00
13	0.00	0.00	0.00	0.00	0.00	0.00	0.00	0.00	0.00	0.00	0.00	0.00	0.00	0.00	0.00	0.00	0.00	0.00	0.00	0.00	0.00	0.00	0.00	0.00	0.00	0.00
14	0.00	0.00	0.00	0.00	0.00	0.00	0.00	0.00	0.00	0.00	0.00	0.00	0.00	0.00	0.00	0.00	0.00	0.00	0.00	0.00	0.00	0.00	0.00	0.00	0.00	0.00
15	0.00	0.00	0.00	0.00	0.00	0.00	0.00	0.00	0.00	0.00	0.00	0.00	0.00	0.00	0.00	0.00	0.00	0.00	0.00	0.00	0.00	0.00	0.00	0.00	0.00	0.00
16	0.00	0.00	0.00	0.00	0.00	0.00	0.00	0.00	0.00	0.00	0.00	0.00	0.00	0.00	0.00	0.00	0.00	0.00	0.00	0.00	0.00	0.00	0.00	0.00	0.00	0.00
17	0.00	0.00	0.00	0.00	0.00	0.00	0.00	0.00	0.00	0.00	0.00	0.00	0.00	0.00	0.00	0.00	0.00	0.00	0.00	0.00	0.00	0.00	0.00	0.00	0.00	0.00
18	0.00	0.00	0.00	0.00	0.00	0.00	0.00	0.00	0.00	0.00	0.00	0.00	0.00	0.00	0.00	0.00	0.00	0.00	0.00	0.00	0.00	0.00	0.00	0.00	0.00	0.00
19	0.00	0.00	0.00	0.00	0.00	0.00	0.00	0.00	0.00	0.00	0.00	0.00	0.00	0.00	0.00	0.00	0.00	0.00	0.00	0.00	0.00	0.00	0.00	0.00	0.00	0.00
20	0.00	0.00	0.00	0.00	0.00	0.00	0.00	0.00	0.00	0.00	0.00	0.00	0.00	0.00	0.00	0.00	0.00	0.00	0.00	0.00	0.00	0.00	0.00	0.00	0.00	0.00
21	0.00	0.00	0.00	0.00	0.00	0.00	0.00	0.00	0.00	0.00	0.00	0.00	0.00	0.00	0.00	0.00	0.00	0.00	0.00	0.00	0.00	0.00	0.00	0.00	0.00	0.00
22	0.00	0.00	0.00	0.00	0.00	0.00	0.00	0.00	0.00	0.00	0.00	0.00	0.00	0.00	0.00	0.00	0.00	0.00	0.00	0.00	0.00	0.00	0.00	0.00	0.00	0.00
23	0.00	0.00	0.00	0.00	0.00	0.00	0.00	0.00	0.00	0.00	0.00	0.00	0.00	0.00	0.00	0.00	0.00	0.00	0.00	0.00	0.00	0.00	0.00	0.00	0.00	0.00
24	0.00	0.00	0.00	0.00	0.00	0.00	0.00	0.00	0.00	0.00	0.00	0.00	0.00	0.00	0.00	0.00	0.00	0.00	0.00	0.00	0.00	0.00	0.00	0.00	0.00	0.00
25	0.00	0.00	0.00	0.00	0.00	0.00	0.00	0.00	0.00	0.00	0.00	0.00	0.00	0.00	0.00	0.00	0.00	0.00	0.00	0.00	0.00	0.00	0.00	0.00	0.00	0.00
26	0.00	0.00	0.00	0.00	0.00	0.00	0.00	0.00	0.00	0.00	0.00	0.00	0.00	0.00	0.00	0.00	0.00	0.00	0.00	0.00	0.00	0.00	0.00	0.00	0.00	0.00
27	0.00	0.00	0.00	0.00	0.00	0.00	0.00	0.00	0.00	0.00	0.00	0.00	0.00	0.00	0.00	0.00	0.00	0.00	0.00	0.00	0.00	0.00	0.00	0.00	0.00	0.00
28	0.00	0.00	0.00	0.00	0.00	0.00	0.00	0.00	0.00	0.00	0.00	0.00	0.00	0.00	0.00	0.00	0.00	0.00	0.00	0.00	0.00	0.00	0.00	0.00	0.00	0.00
29	0.00	0.00	0.00	0.00	0.00	0.00	0.00	0.00	0.00	0.00	0.00	0.00	0.00	0.00	0.00	0.00	0.00	0.00	0.00	0.00	0.00	0.00	0.00	0.00	0.00	0.00
30	0.00	0.00	0.00	0.00	0.00	0.00	0.00	0.00	0.00	0.00	0.00	0.00	0.00	0.00	0.00	0.00	0.00	0.00	0.00	0.00	0.00	0.00	0.00	0.00	0.00	0.00

Serbia November 2018

Statistics on Monthly Auction

November 2018		1	2	3	4	5	6	7	8	9	10	11	12	13	14	15	16	17	18	19	20	21	22	23	24	25	26	27	28	29	30
Hungary export	Number of Capacity Traders	20	20	20	20	20	20	20	20	20	20	20	20	20	20	20	20	20	20	20	20	20	20	20	20	20	20	20	20	20	20
	Number of Capacity Holders	11	11	11	11	11	11	11	11	11	11	11	11	11	11	11	11	11	11	11	11	11	11	11	11	11	11	11	11	11	11
	Number of Bids	113	113	113	113	113	113	113	113	113	113	113	113	113	113	113	113	113	113	113	113	113	113	113	113	113	113	113	113	113	113
Hungary import	Number of Capacity Traders	12	12	12	12	12	12	12	12	12	12	12	12	12	12	12	12	12	12	12	12	12	12	12	12	12	12	12	12	12	12
	Number of Capacity Holders	6	6	6	6	6	6	6	6	6	6	6	6	6	6	6	6	6	6	6	6	6	6	6	6	6	6	6	6	6	6
	Number of Bids	62	62	62	62	62	62	62	62	62	62	62	62	62	62	62	62	62	62	62	62	62	62	62	62	62	62	62	62	62	62
Bulgaria export	Number of Capacity Traders	14	14	14	14	14	14	14	14	14	14	14	14	14	14	14	14	14	14	14	14	14	14	14	14	14	14	14	14	14	14
	Number of Capacity Holders	9	9	9	9	9	9	9	9	9	9	9	9	9	9	9	11	11	11	11	11	11	11	11	11	11	11	11	11	11	11
	Number of Bids	49	49	49	49	49	49	49	49	49	49	49	49	49	49	49	49	49	49	49	49	49	49	49	49	49	49	49	49	49	49
Bulgaria import	Number of Capacity Traders	17	17	17	17	17	17	17	17	17	17	17	17	17	17	17	17	17	17	17	17	17	17	17	17	17	17	17	17	17	17
	Number of Capacity Holders	8	8	8	8	8	8	8	8	8	8	8	8	8	8	8	10	10	10	10	10	10	10	10	10	10	10	10	10	10	10
	Number of Bids	77	77	77	77	77	77	77	77	77	77	77	77	77	77	77	77	77	77	77	77	77	77	77	77	77	77	77	77	77	77
Serbia export	Number of Capacity Traders	12	12	12	12	12	12	12	12	12	12	12	12	12	12	12	12	13	13	13	13	13	13	13	13	13	13	13	13	13	13
	Number of Capacity Holders	8	8	9	9	7	7	7	7	7	7	9	9	9	9	9	7	10	10	10	10	8	8	8	8	8	8	8	8	8	8
	Number of Bids	58	58	60	60	59	59	59	59	59	59	59	59	59	59	59	58	62	62	62	60	60	60	60	60	62	62	62	62	62	62
Serbia import	Number of Capacity Traders	9	9	9	9	9	9	9	9	9	9	9	9	9	9	9	9	9	9	9	9	9	9	9	9	9	9	9	9	9	9
	Number of Capacity Holders	9	9	9	9	9	9	9	9	9	9	9	9	9	9	9	9	9	9	9	9	9	9	9	9	9	9	9	9	9	9
	Number of Bids	27	27	27	27	27	27	27	27	27	27	27	27	27	27	27	27	27	27	27	27	27	27	27	27	27	27	27	27	27	27
Ukraine export	Number of Capacity Traders	-	-	-	-	-	-	-	-	-	-	3	3	3	3	3	-	3	3	3	3	3	3	3	3	3	3	3	3	3	3
	Number of Capacity Holders	-	-	-	-	-	-	-	-	-	-	2	2	2	2	2	-	2	2	2	2	2	2	2	2	2	2	2	2	2	2
	Number of Bids	-	-	-	-	-	-	-	-	-	-	8	8	8	8	8	-	8	8	8	8	8	8	8	8	8	8	8	8	8	8
Ukraine import	Number of Capacity Traders	4	4	4	4	4	4	4	4	4	4	4	4	4	4	4	4	4	4	4	4	4	4	4	4	4	4	4	4	4	4
	Number of Capacity Holders	3	3	4	4	4	4	4	4	4	4	4	4	3	3	3	3	4	4	4	4	4	4	4	4	4	4	4	4	4	4
	Number of Bids	8	8	9	9	9	9	9	9	9	9	9	9	8	8	8	8	9	9	9	9	9	9	9	9	9	9	9	9	9	9
Moldavia import RO_Cioara	Number of Capacity Traders	-	-	-	-	-	-	-	-	-	-	-	-	-	-	-	-	-	-	-	-	-	-	-	-	-	-	-	-	-	-
	Number of Capacity Holders	-	-	-	-	-	-	-	-	-	-	-	-	-	-	-	-	-	-	-	-	-	-	-	-	-	-	-	-	-	-
	Number of Bids	-	-	-	-	-	-	-	-	-	-	-	-	-	-	-	-	-	-	-	-	-	-	-	-	-	-	-	-	-	-
Moldavia import RO_Costesti	Number of Capacity Traders	-	-	-	-	-	-	-	-	-	-	-	-	-	-	-	-	-	-	-	-	-	-	-	-	-	-	-	-	-	-
	Number of Capacity Holders	-	-	-	-	-	-	-	-	-	-	-	-	-	-	-	-	-	-	-	-	-	-	-	-	-	-	-	-	-	-
	Number of Bids	-	-	-	-	-	-	-	-	-	-	-	-	-	-	-	-	-	-	-	-	-	-	-	-	-	-	-	-	-	-
Moldavia import RO_Vulcanesti	Number of Capacity Traders	-	-	-	-	-	-	-	-	-	-	-	-	-	-	-	-	-	-	-	-	-	-	-	-	-	-	-	-	-	-
	Number of Capacity Holders	-	-	-	-	-	-	-	-	-	-	-	-	-	-	-	-	-	-	-	-	-	-	-	-	-	-	-	-	-	-
	Number of Bids	-	-	-	-	-	-	-	-	-	-	-	-	-	-	-	-	-	-	-	-	-	-	-	-	-	-	-	-	-	-

November 2018	Maximum	Minimum
Number of Capacity Traders	20	4
Number of Capacity Holders	11	3
Number of Bids	113	8

Statistics on Daily Auctions

November 2018		Daily Auctions																													
		1	2	3	4	5	6	7	8	9	10	11	12	13	14	15	16	17	18	19	20	21	22	23	24	25	26	27	28	29	30
Serbia Export	Maximum Number of Capacity Traders	8	8	8	7	7	8	8	8	8	8	7	7	8	8	10	10	10	7	6	8	10	8	8	8	7	7	10	8	10	9
	Maximum Number of Capacity Holders	5	5	7	6	6	4	6	6	6	6	5	5	7	7	7	4	5	7	4	7	4	4	5	6	6	4	7	3	4	5
	Maximum Number of Bids	17	19	20	17	17	21	22	20	21	22	20	21	19	20	24	19	19	21	10	24	24	17	26	24	24	19	25	11	18	24
Serbia Import	Maximum Number of Capacity Traders	9	9	9	8	7	8	10	10	10	10	8	8	9	10	8	8	8	8	6	10	8	10	10	11	7	7	10	8	9	9
	Maximum Number of Capacity Holders	8	8	7	8	7	8	9	9	9	9	8	8	8	8	8	8	8	7	6	9	8	10	9	10	7	7	9	8	9	9
	Maximum Number of Bids	21	21	27	23	21	23	26	26	34	32	24	24	29	36	23	23	23	25	21	27	23	25	31	28	21	22	26	23	24	25
Bulgaria Export	Maximum Number of Capacity Traders	8	8	8	6	6	8	8	7	8	8	4	5	8	8	9	10	8	6	7	7	7	10	7	8	6	6	10	10	12	12
	Maximum Number of Capacity Holders	8	8	8	6	6	8	8	7	8	8	4	5	8	8	8	10	8	6	7	7	7	10	7	8	6	6	8	9	9	11
	Maximum Number of Bids	14	14	12	11	10	13	13	9	12	10	6	10	13	14	16	19	11	9	11	13	11	16	12	14	12	8	19	18	21	21
Bulgaria Import	Maximum Number of Capacity Traders	11	11	13	10	10	14	14	13	14	15	8	8	14	14	13	14	15	12	10	13	9	12	14	13	10	8	13	12	12	14
	Maximum Number of Capacity Holders	7	8	6	6	6	8	9	8	8	7	7	6	8	8	10	10	9	7	8	8	9	7	8	9	7	7	9	9	8	9
	Maximum Number of Bids	15	17	22	19	18	21	22	20	23	23	16	12	23	22	19	25	24	21	17	21	13	20	25	25	22	15	21	22	20	25

Note: In the table are presented the daily maximum hourly values.

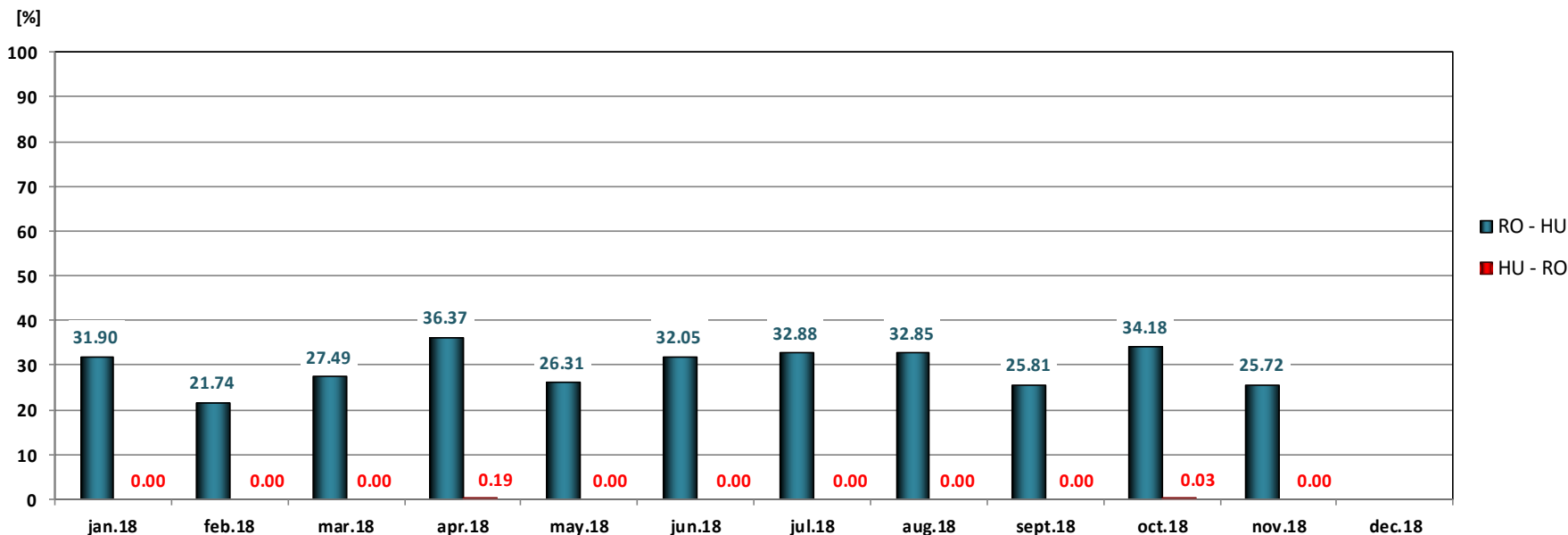
Statistics on Intraday Auctions

November 2018		Intraday Auction																														
		1	2	3	4	5	6	7	8	9	10	11	12	13	14	15	16	17	18	19	20	21	22	23	24	25	26	27	28	29	30	
Hungary Export	Maximum Number of Capacity Traders	1	0	0	0	1	1	1	1	1	0	0	1	1	1	0	1	0	0	1	0	0	1	1	0	0	1	2	2	0	1	
	Maximum Number of Capacity Holders	1	-	-	-	1	1	1	1	1	-	-	1	1	1	-	1	-	-	1	-	-	1	1	-	-	1	2	2	-	1	
Hungary Import	Maximum Number of Capacity Traders	1	0	0	0	1	1	2	2	1	0	0	1	1	0	0	1	0	0	1	0	1	1	1	1	0	0	1	3	2	0	1
	Maximum Number of Capacity Holders	1	-	-	-	1	1	2	2	1	-	-	1	1	-	-	1	-	-	1	-	1	1	1	1	-	-	1	3	2	-	1
Serbia Export	Maximum Number of Capacity Traders	0	0	0	0	1	0	1	1	1	0	0	1	1	0	0	0	0	0	0	0	0	0	0	1	0	0	1	1	-	0	0
	Maximum Number of Capacity Holders	-	-	-	-	1	-	1	1	1	-	-	1	1	-	-	-	-	-	-	-	-	-	-	1	-	-	1	1	-	-	-
Serbia Import	Maximum Number of Capacity Traders	1	0	0	0	1	0	1	1	1	0	0	1	1	0	0	0	1	1	0	0	0	0	1	0	0	1	1	1	1	0	0
	Maximum Number of Capacity Holders	1	-	-	-	1	-	1	1	1	-	-	1	1	-	-	-	1	1	-	-	-	-	1	-	-	1	1	1	1	-	-

Note: In the table are presented the daily maximum hourly values.

Usage Level of Allocated Capacity

Usage Level of Yearly and Monthly Allocated Capacity on Romanian - Hungarian border

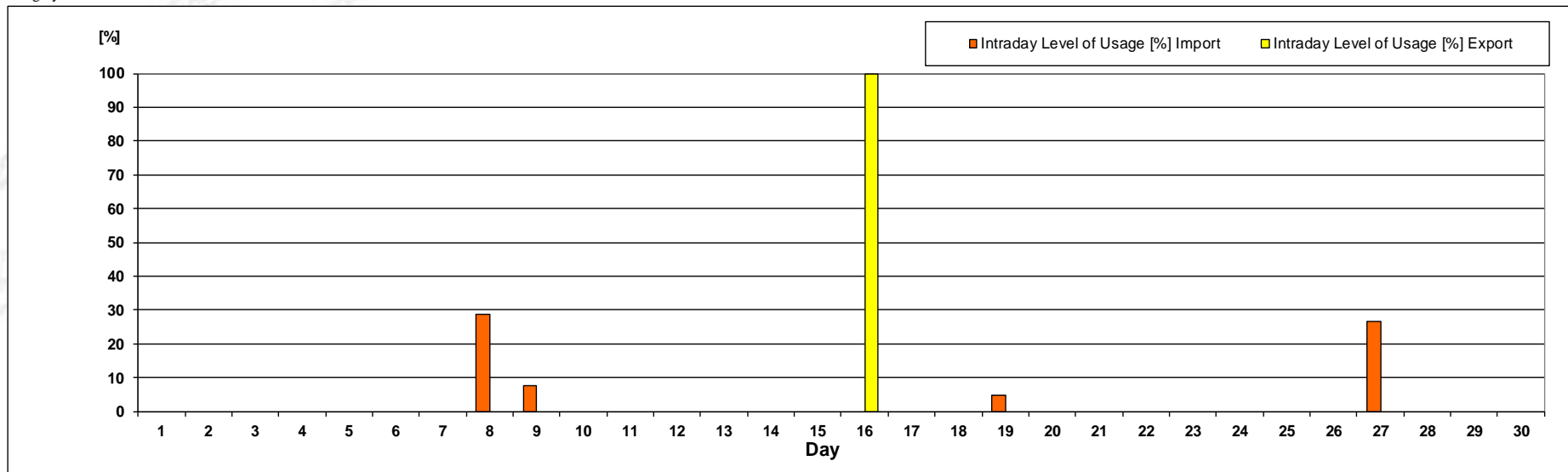


CET

Usage level of yearly and monthly allocated capacity was calculated as ratio between nominated capacity and sum of allocated capacity at yearly and monthly auctions. From the beginning of the year, the average values (arithmetic) of usage level are: 29.76 % on export direction and 0.02 % on import direction.

Usage Level of Intraday Allocated Capacity

Hungary November 2018



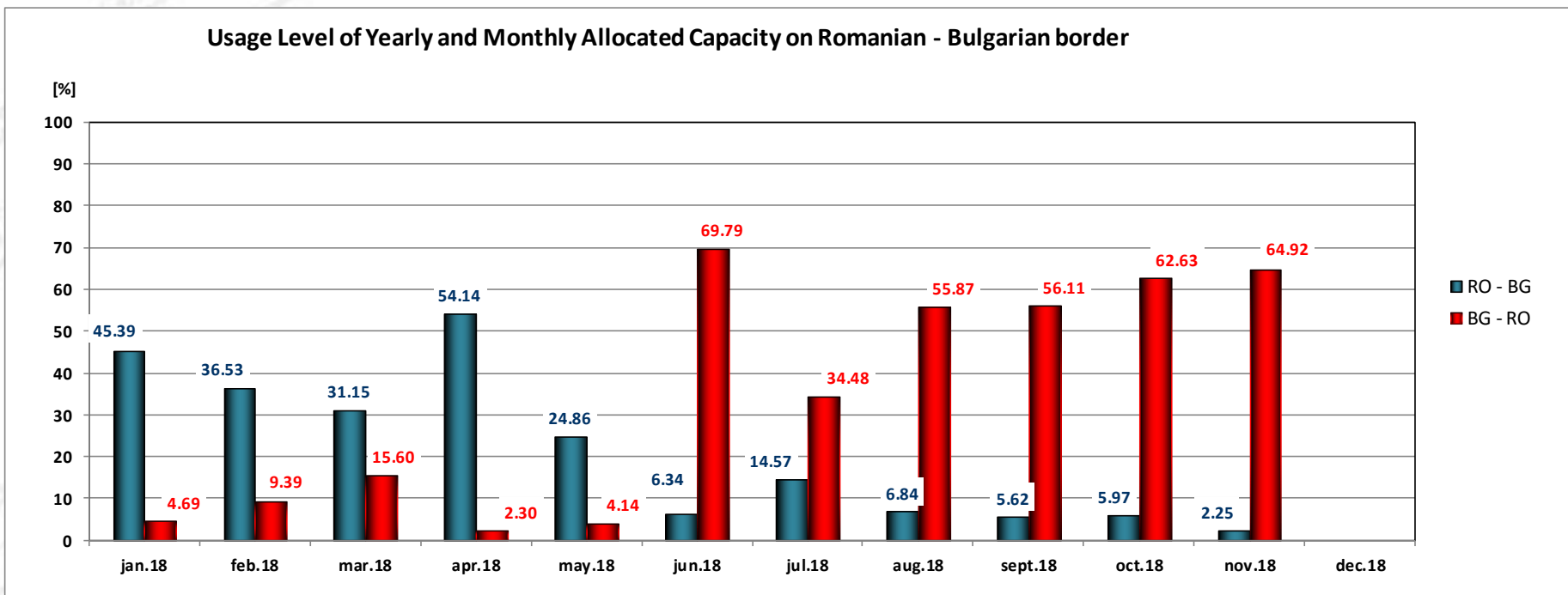
Intraday Level of Usage [%]

November 2018	1	2	3	4	5	6	7	8	9	10	11	12	13	14	15	16	17	18	19	20	21	22	23	24	25	26	27	28	29	30
Import	0.00	-	-	0.00	0.00	0.00	0.00	28.57	7.41	-	-	0.00	0.00	-	-	0.00	-	-	4.76	-	0.00	0.00	0.00	-	-	0.00	26.61	0.00	-	0.00
Export	0.00	-	-	0.00	0.00	0.00	0.00	0.00	0.00	-	-	0.00	0.00	0.00	-	100.00	-	-	0.00	-	-	0.00	0.00	-	-	0.00	0.00	0.00	-	0.00

Level of usage of intraday allocated capacity, calculated at monthly level, as ratio between sum of nominated intraday capacities and sum of intraday allocated capacities, has the following values:

- Import 7.57 [%]
- Export 1.00 [%]

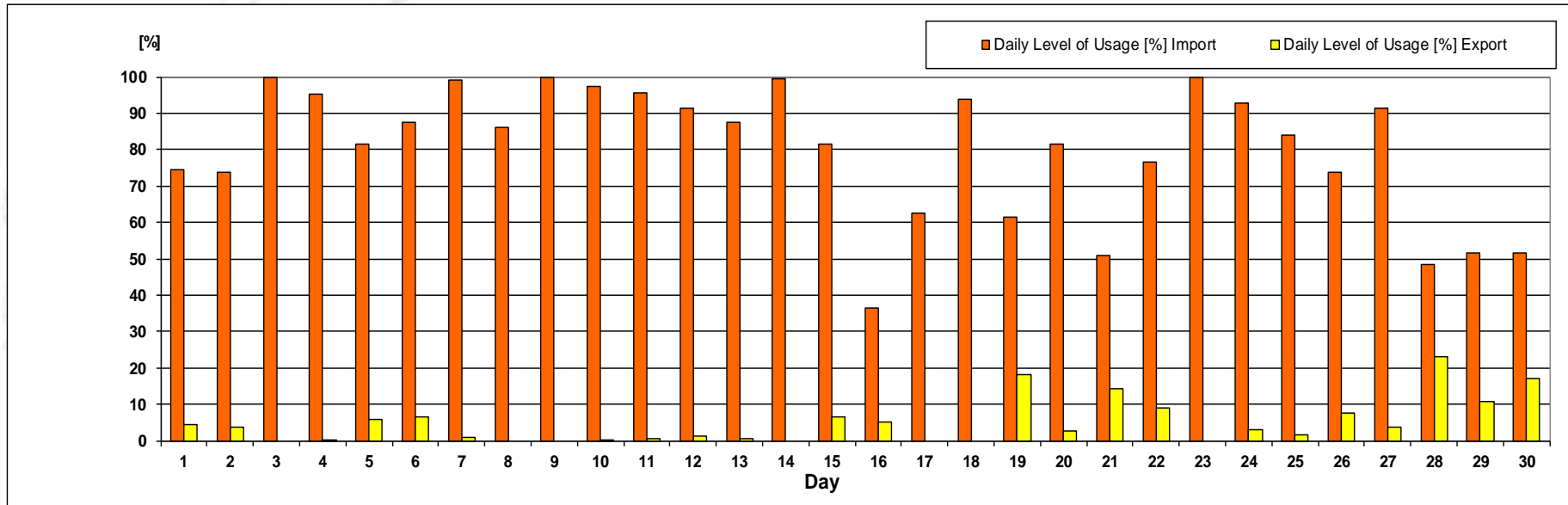
Usage Level of Allocated Capacity



CET
Usage level of yearly and monthly allocated capacity was calculated as ratio between nominated capacity and sum of allocated capacity at yearly and monthly auctions. From the beginning of the year, the average values (arithmetic) of usage level are: 21.24 % on export direction and 34.54 % on import direction.

Usage Level of Daily Allocated Capacity

RO-BG November 2018



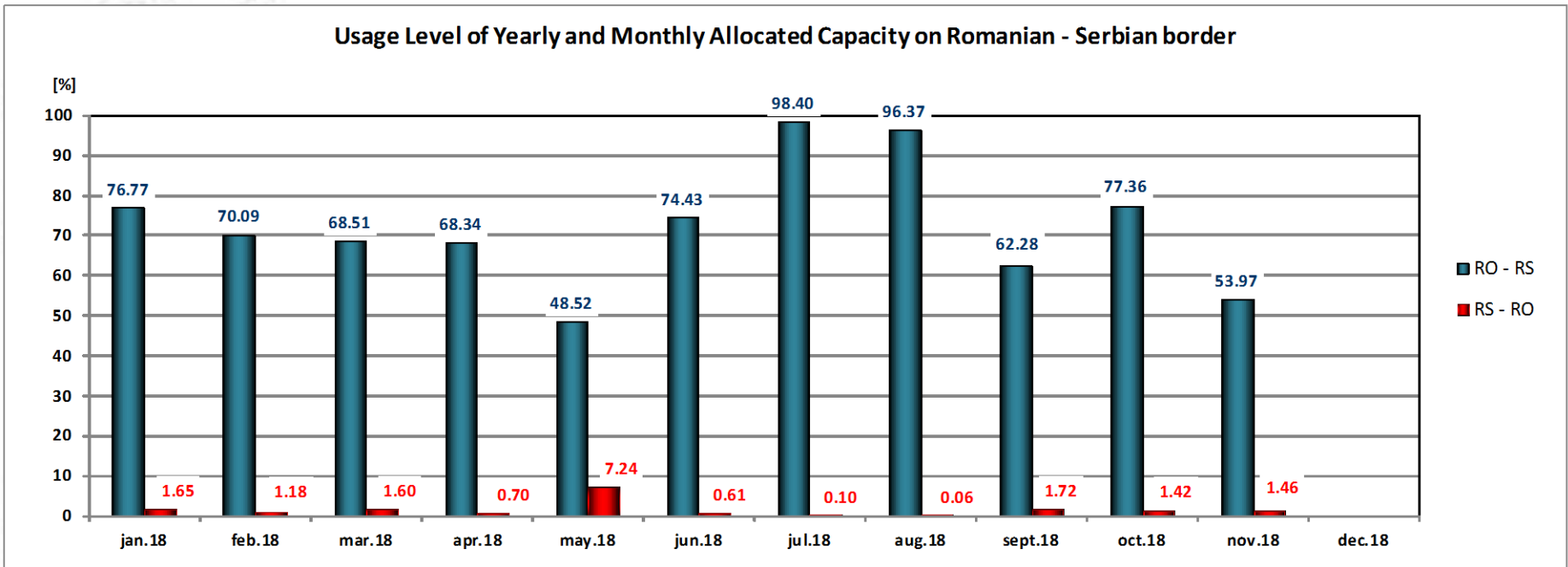
Daily Level of Usage [%]

November 2018	1	2	3	4	5	6	7	8	9	10	11	12	13	14	15	16	17	18	19	20	21	22	23	24	25	26	27	28	29	30
Import	74.33	73.81	100.00	95.19	81.64	87.60	99.14	86.20	100.00	97.48	95.45	91.37	87.45	99.31	81.50	36.52	62.54	93.92	61.35	81.45	50.91	76.68	99.72	92.93	84.14	73.83	91.42	48.33	51.48	51.74
Export	4.25	3.75	0.00	0.10	5.81	6.34	0.77	0.00	0.00	0.03	0.49	1.14	0.38	0.00	6.56	5.19	0.00	0.00	18.26	2.74	14.21	8.91	0.00	3.02	1.69	7.44	3.64	23.08	10.73	17.16

Level of usage of daily allocated capacity, calculated at monthly level, as ratio between sum of nominated daily capacities and sum of daily allocated capacities, has the following values:

- Import 74.68 [%]
- Export 5.03 [%]

Usage Level of Allocated Capacity



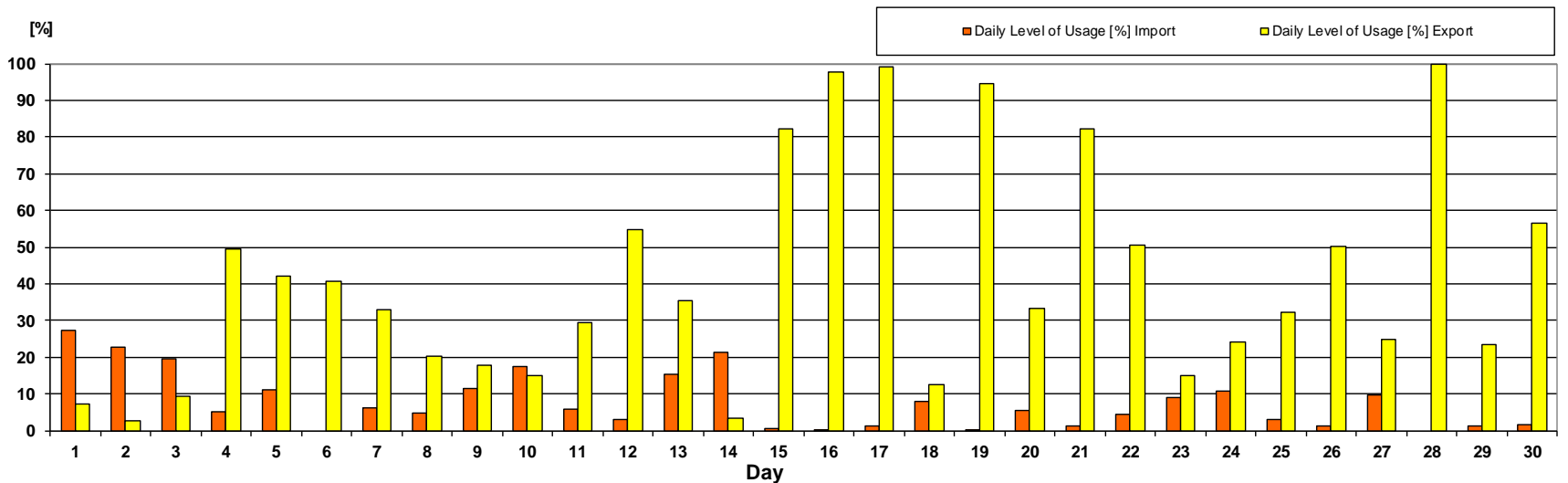
GET

Usage level of yearly and monthly allocated capacity was calculated as ratio between nominated capacity and sum of allocated capacity at yearly and monthly auctions. From the beginning of the year, the average values (arithmetic) of usage level are: 72.28 % on export direction and 1.61 % on import direction.

Usage Level of Daily Allocated Capacity

Serbia

November 2018



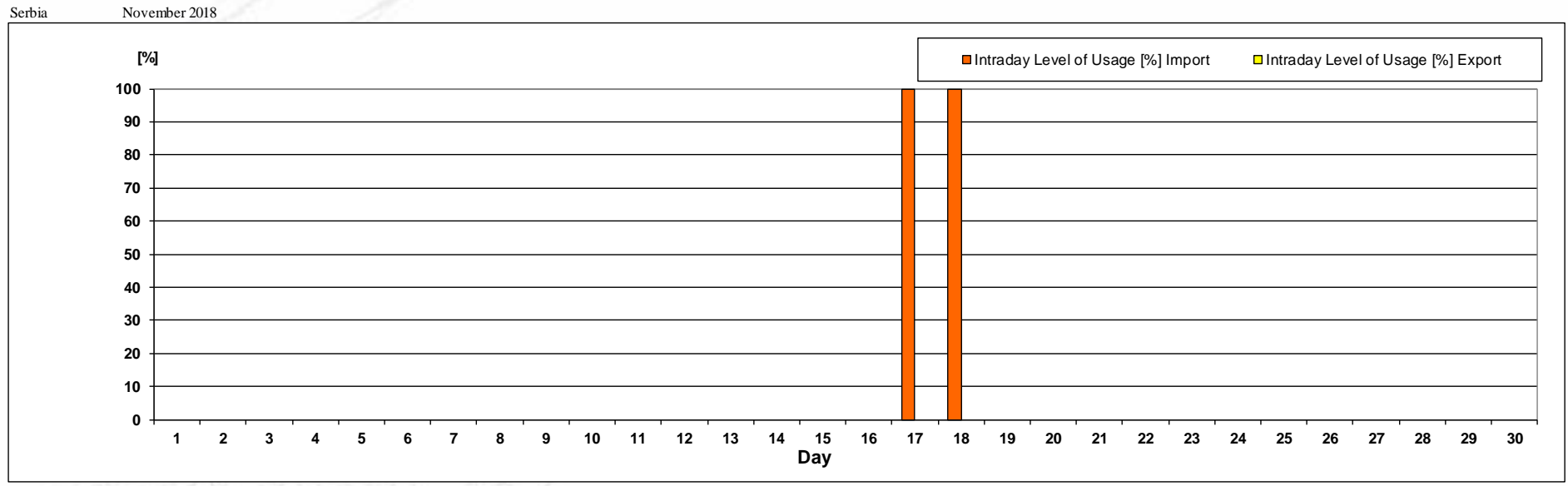
Daily Level of Usage [%]

November 2018	1	2	3	4	5	6	7	8	9	10	11	12	13	14	15	16	17	18	19	20	21	22	23	24	25	26	27	28	29	30
Import	27.31	22.66	19.43	5.08	11.19	0.00	6.17	4.65	11.56	17.56	5.95	2.97	15.46	21.22	0.36	0.24	1.18	7.87	0.25	5.61	1.12	4.55	8.81	10.64	2.92	1.09	9.61	0.00	1.16	1.48
Export	7.10	2.72	9.26	49.45	42.13	40.55	32.79	20.15	17.73	15.02	29.34	54.82	35.22	3.39	82.30	97.61	98.95	12.32	94.39	33.39	82.14	50.42	14.81	24.22	32.07	50.15	24.85	100.00	23.26	56.45

Level of usage of daily allocated capacity, calculated at monthly level, as ratio between sum of nominated daily capacities and sum of daily allocated capacities, has the following values:

- Import 7.46 [%]
- Export 28.52 [%]

Usage Level of Intraday Allocated Capacity



Intraday Level of Usage [%]

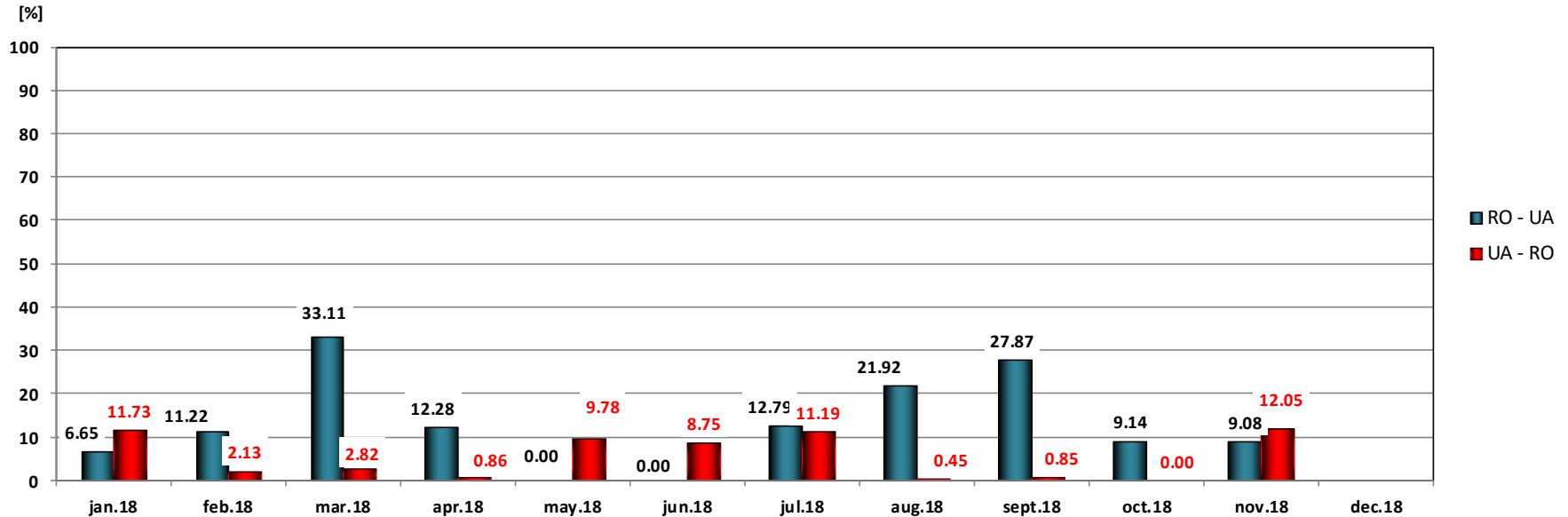
November 2018	1	2	3	4	5	6	7	8	9	10	11	12	13	14	15	16	17	18	19	20	21	22	23	24	25	26	27	28	29	30
Import	0.00	-	-	-	0.00	-	0.00	0.00	0.00	-	-	0.00	0.00	-	-	-	100.00	100.00	-	-	-	-	0.00	-	-	0.00	0.00	0.00	-	-
Export	-	-	-	-	0.00	-	0.00	0.00	0.00	-	-	0.00	0.00	-	-	-	-	-	-	-	-	-	0.00	-	-	0.00	0.00	-	-	

Level of usage of intraday allocated capacity, calculated at monthly level, as ratio between sum of nominated intraday capacities and sum of intraday allocated capacities, has the following values:

- Import 11.00 [%]
- Export 0.00 [%]

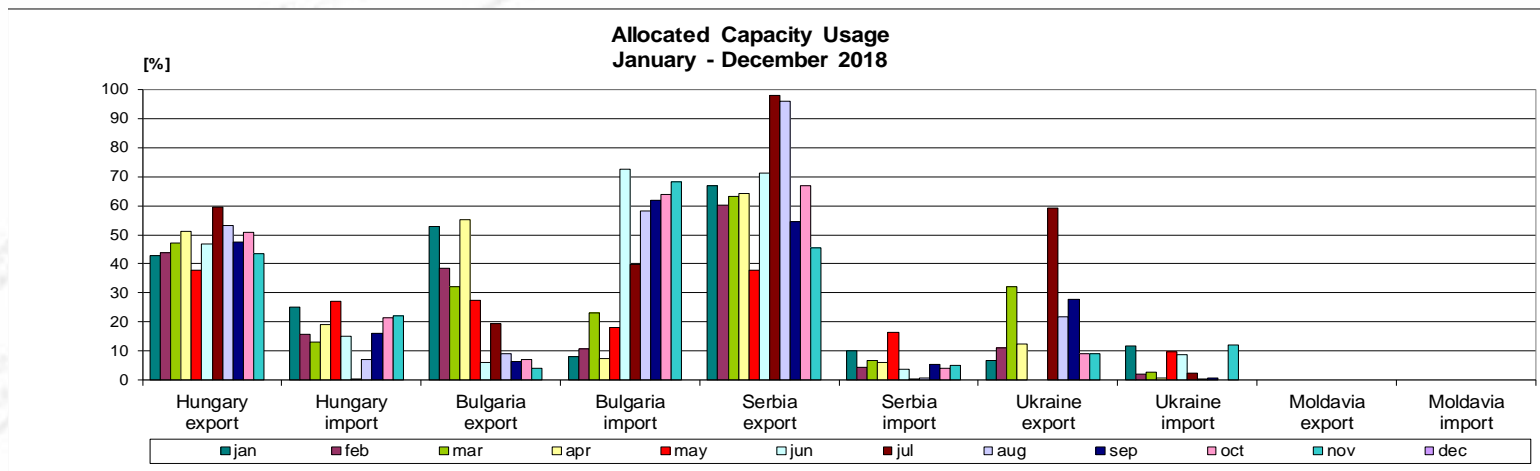
Usage Level of Allocated Capacity

Usage Level of Yearly and Monthly Allocated Capacity on Romanian - Ukrainian border



CET

Usage level of yearly and monthly allocated capacity was calculated as ratio between nominated capacity and sum of allocated capacity at yearly and monthly auctions. From the beginning of the year, the average values (arithmetic) of usage level are: 14.41 % on export direction and 5.51 % on import direction.



The allocated capacity level of usage on one border and direction represents the percentage ratio between the energy associated with the commercial transactions, nominated during a month, and the energy associated with the allocated capacity by the Romanian and by the neighbouring side, to all participants who have or not counterparties on the other side of the border.

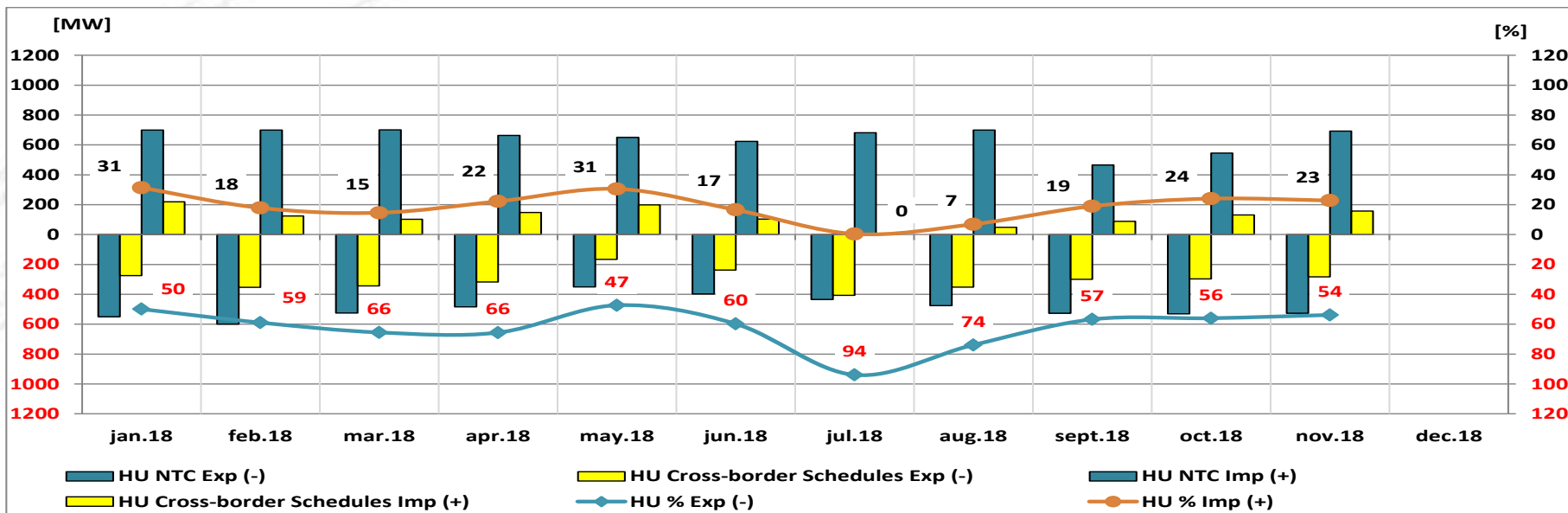
[%]	Hungary export	Hungary import	Bulgaria export	Bulgaria import	Serbia export	Serbia import	Ukraine export	Ukraine import	Moldavia export	Moldavia import
jan	42.85	25.06	52.91	8.06	66.82	10.22	6.65	11.73	-	-
feb	43.95	15.88	38.61	10.71	60.33	4.39	11.22	2.13	-	-
mar	47.22	13.18	32.02	23.10	63.24	6.71	32.07	2.73	-	-
apr	51.30	19.24	55.18	7.41	64.04	6.21	12.28	0.86	-	-
may	37.90	27.21	27.62	17.97	37.67	16.53	-	9.78	-	-
jun	46.67	15.04	6.04	72.46	71.06	3.85	0.00	8.75	-	-
jul	59.56	0.46	19.31	39.85	97.77	0.29	59.31	2.41	-	-
aug	53.33	7.04	9.10	58.17	95.87	0.63	21.92	0.45	-	-
sep	47.46	16.26	6.50	61.84	54.66	5.52	27.87	0.85	-	-
oct	50.71	21.55	7.06	63.91	67.02	4.18	9.14	0.00	-	-
nov	43.48	22.12	3.97	68.31	45.63	4.95	9.08	12.05	-	-
dec										
average	47.68	16.64	23.48	39.25	65.83	5.77	18.96	4.70	-	-

Type B

Compared with previous months, in November 2018 the level of usage decreased on export direction and increased on import direction. The highest levels of usage on export direction was obtained on Serbian border and the highest level of usage on import direction was obtained on Bulgarian border.

Usage Level of NTC on Romanian – Hungarian border

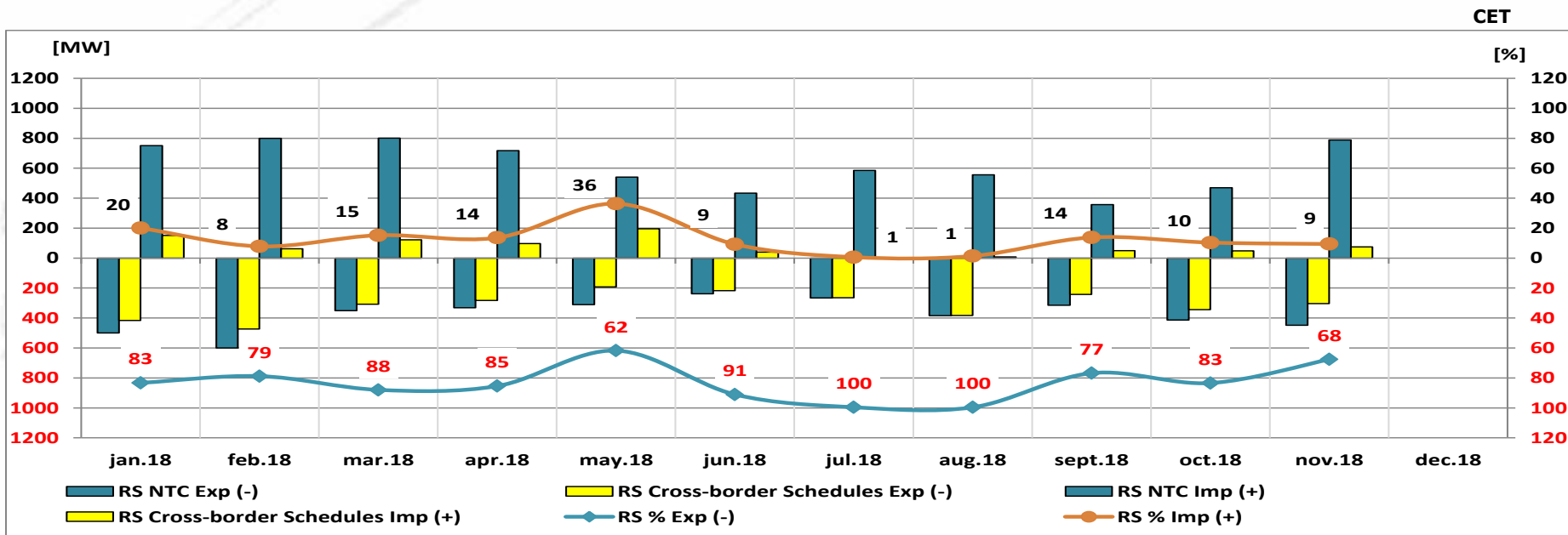
CET



Hungary (monthly averages values, MW)	jan.18	feb.18	mar.18	apr.18	may.18	jun.18	jul.18	aug.18	sept.18	oct.18	nov.18	dec.18
HU NTC Exp (-)	-550	-600	-525	-483	-350	-397	-434	-476	-527	-531	-527	
HU Cross-border Schedules Exp (-)	-274	-354	-344	-317	-166	-237	-408	-351	-299	-297	-283	
HU NTC Imp (+)	700	700	701	663	650	623	682	700	465	545	693	
HU Cross-border Schedules Imp (+)	219	125	102	148	199	103	3	48	88	131	158	

The level of usage was calculated as ratio between total cross-border schedules (capacity nominated on long and short term) and NTC.
From the beginning of the year, the average values (arithmetic) of usage level are: 61.95 % on export direction and 18.76 % on import direction.

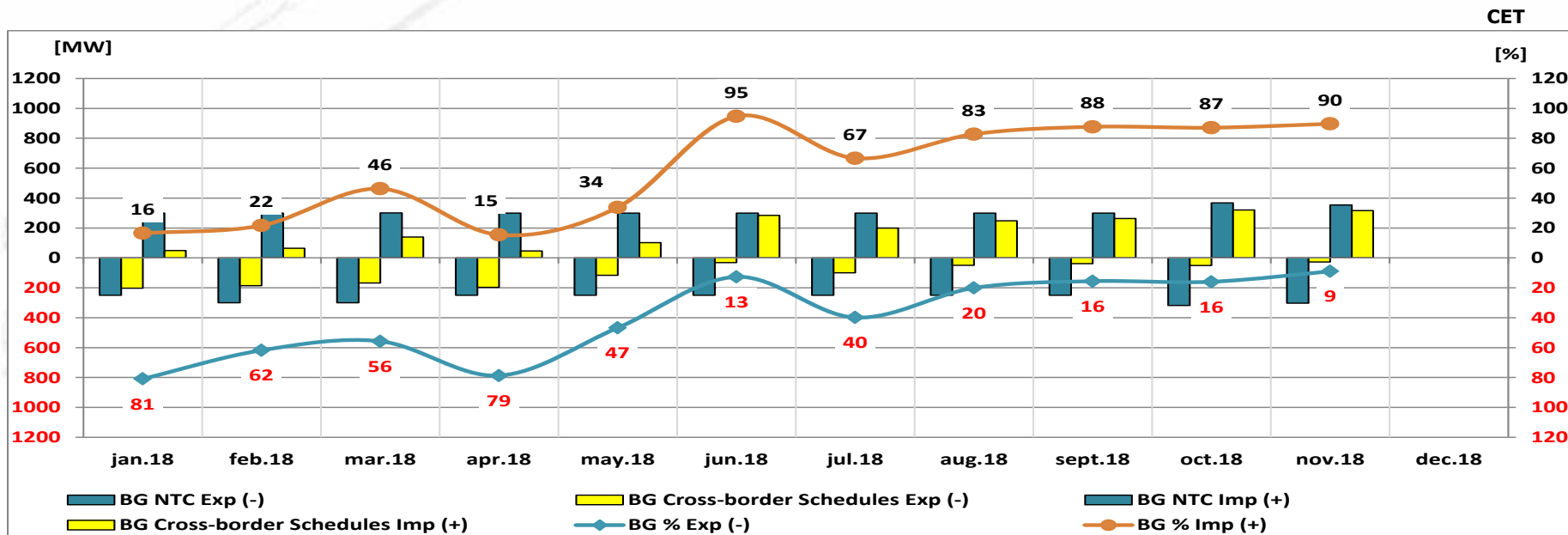
Usage Level of NTC on Romanian – Serbian border



Serbia (monthly averages values, MW)	jan.18	feb.18	mar.18	apr.18	may.18	jun.18	jul.18	aug.18	sept.18	oct.18	nov.18	dec.18
RS NTC Exp (-)	-500	-600	-350	-332	-311	-238	-266	-384	-315	-413	-448	
RS Cross-border Schedules Exp (-)	-416	-473	-308	-283	-192	-217	-265	-382	-242	-345	-303	
RS NTC Imp (+)	750	800	801	717	540	433	585	556	357	470	788	
RS Cross-border Schedules Imp (+)	151	63	122	97	196	40	4	8	49	49	74	

The level of usage was calculated as ratio between total cross-border schedules (capacity nominated on long and short term) and NTC. From the beginning of the year, the average values (arithmetic) of usage level are: 83.21 % on export direction and 12.53 % on import direction.

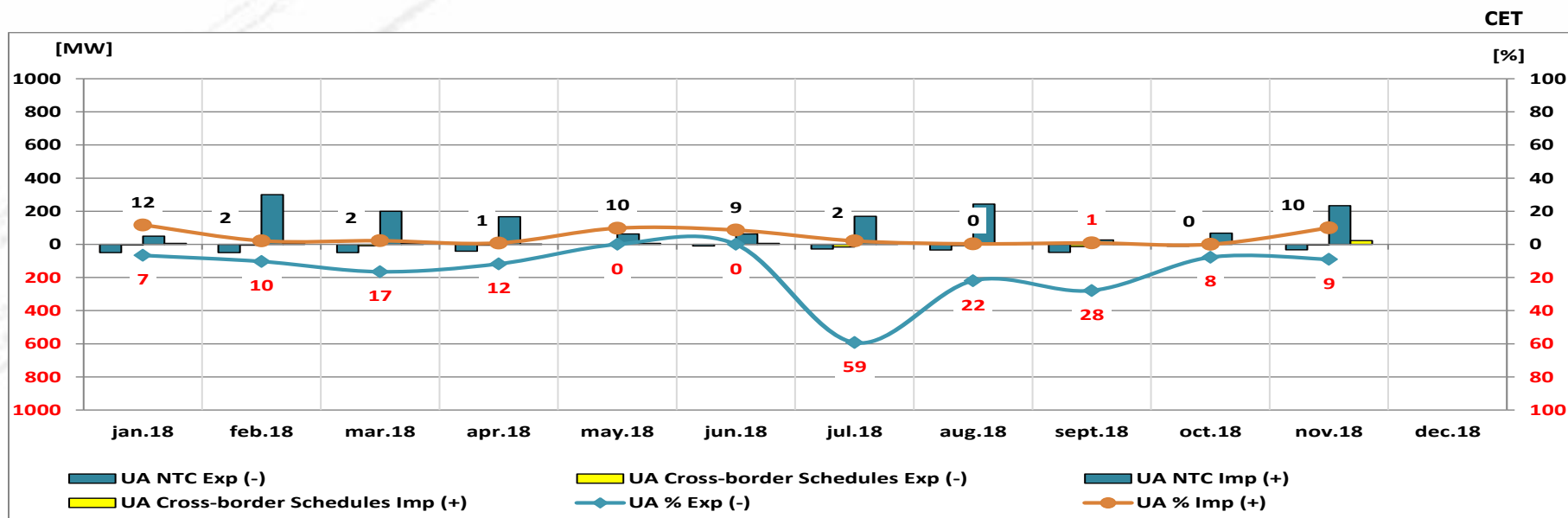
Usage Level of NTC on Romanian – Bulgarian border



Bulgaria (monthly averages values, MW)	jan.18	feb.18	mar.18	apr.18	may.18	jun.18	jul.18	aug.18	sept.18	oct.18	nov.18	dec.18
BG NTC Exp (-)	-250	-300	-300	-250	-250	-250	-250	-250	-250	-318	-303	
BG Cross-border Schedules Exp (-)	-202	-185	-167	-197	-117	-32	-100	-50	-39	-51	-27	
BG NTC Imp (+)	300	300	300	300	300	300	300	300	300	368	353	
BG Cross-border Schedules Imp (+)	49	65	139	46	101	284	200	248	263	320	317	

The level of usage was calculated as ratio between total cross-border schedules (capacity nominated on long and short term) and NTC. From the beginning of the year, the average values (arithmetic) of usage level are: 39.73 % on export direction and 58.4 % on import direction.

Usage Level of NTC on Romanian – Ukrainian border



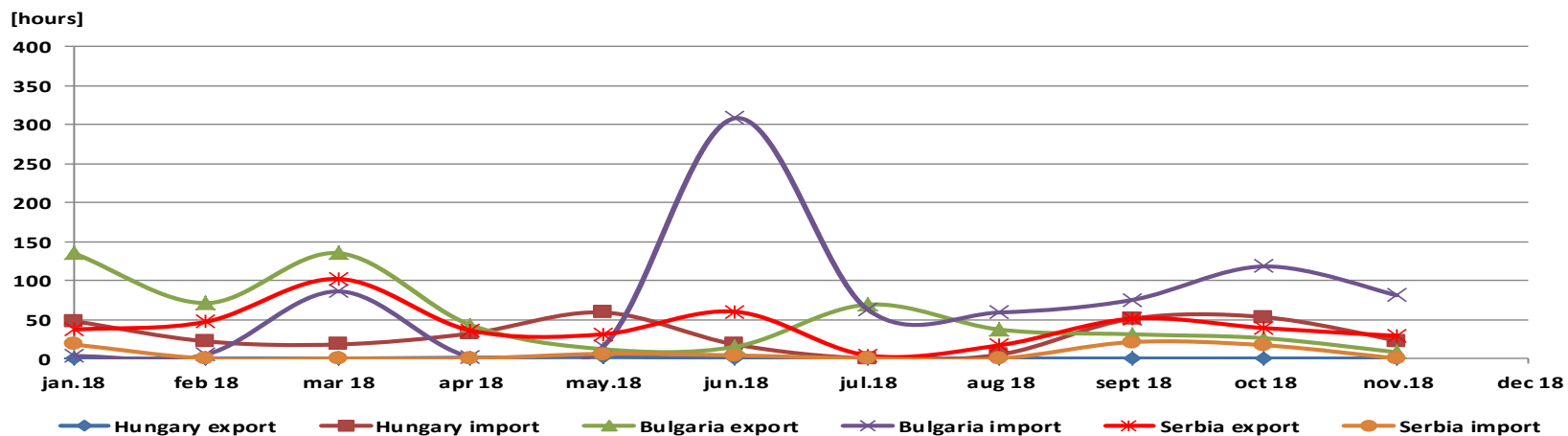
Ukraine (monthly averages values, MW)	jan.18	feb.18	mar.18	apr.18	may.18	jun.18	jul.18	aug.18	sept.18	oct.18	nov.18	dec.18
UA NTC Exp (-)	-50	-50	-50	-42	0	-10	-27	-34	-48	-11	-33	
UA Cross-border Schedules Exp (-)	-3	-5	-8	-5		0	-16	-7	-13	-1	-3	
UA NTC Imp (+)	50	300	200	167	63	63	169	244	27	68	233	
UA Cross-border Schedules Imp (+)	6	6	4	1	6	5	4	1	0	0	23	

The level of usage was calculated as ratio between total cross-border schedules (capacity nominated on long and short term) and NTC. From the beginning of the year, the average values (arithmetic) of usage level are: 17.13 % on export direction and 4.41 % on import direction.

Maximization of NTC Usage

CET

Number of hours in which the sum of nominated cross-border schedules is higher than NTC



Number of hours	jan.18	feb 18	mar 18	apr 18	may.18	jun.18	jul.18	aug 18	sept 18	oct 18	nov.18	dec 18
Hungary export	0	0	0	1	2	0	0	0	0	0	0	0
Hungary import	48	22	18	32	59	18	0	5	51	53	23	
Bulgaria export	135	71	135	43	12	15	69	37	31	26	8	
Bulgaria import	3	5	86	2	15	308	63	59	75	118	81	
Serbia export	37	47	102	36	31	60	4	17	51	39	29	
Serbia import	18	0	0	0	6	4	0	0	21	17	0	

By making efficient use of the interconnection (applying “netting” principle in daily and intra-day offered capacity calculation) there are some hours in which sum of nominated cross-border schedules is higher than the NTC.

Synthesis (C1, C3, HHI) on type of auction and total values

November 2018

Border	Auction												Total		
	Yearly			Monthly			Daily			Intraday			C1 [%]	C3 [%]	HHI
	C1 [%]	C3 [%]	HHI	C1 [%]	C3 [%]	HHI	C1 [%]	C3 [%]	HHI	C1 [%]	C3 [%]	HHI			
<i>Hungary import</i>	31.14	65.71	1919	30.00	75.00	2188	-	-	-	71.53	97.90	5597	24.43	57.49	1455
<i>Hungary export</i>	30.00	73.14	1983	20.50	53.23	1329	-	-	-	75.66	100.00	6317	21.23	52.22	1187
<i>Bulgaria import</i>	21.00	51.00	1332	24.67	61.74	1670	29.12	59.62	1559	-	-	-	18.09	46.66	1085
<i>Bulgaria export</i>	32.00	63.00	1834	18.85	46.52	1152	45.84	78.60	2744	-	-	-	32.57	60.31	1662
<i>Serbia import</i>	59.33	82.67	3881	20.85	54.00	1406	27.55	71.01	2097	89.00	100.00	8041	20.45	57.12	1416
<i>Serbia export</i>	36.50	76.00	2323	32.75	72.79	2055	41.84	82.60	2846	100.00	100.00	10000	29.20	62.03	1634
<i>Ukraine import</i>	-	-	-	57.58	91.72	4044	-	-	-	-	-	-	57.58	91.72	4044
<i>Ukraine export</i>	-	-	-	50.00	100.00	5000	-	-	-	-	-	-	50.00	100.00	5000
<i>Moldavia import</i>	-	-	-	-	-	-	-	-	-	-	-	-	-	-	-

Note:

- Starting with 20.11.2014, on Hungarian border the implicit daily allocation is done through the market coupling mechanism of CZ-SK-HU day-ahead electricity markets.
- Starting with 01.01.2015, intraday auctions are no longer organized on the Bulgarian border, since the Bulgarian market rules do not allow intraday cross-border exchanges.

Email: Monitorizare.Piata@transelectrica.ro

Fax: 021 3035630