



Societate Administrată în sistem Dualist

MARKET MONITORING REPORT

Market for Allocation of Cross-Border Capacities

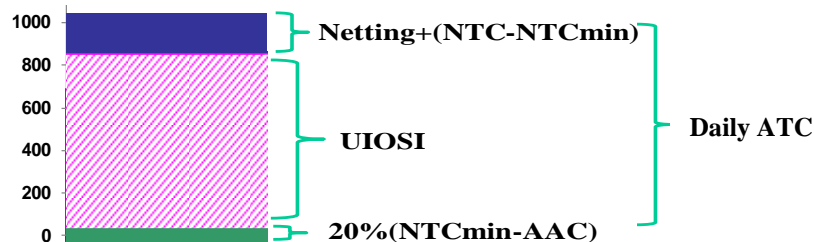
February 2019

- ANRE - Romanian Energy Regulatory Authority
- HHI - Herfindahl-Hirschman Index
- BRP - Balance Responsible Party
- BM - Balancing Market
- DAM - Day Ahead Market
- TSO - Transmission System Operator
- DU – Dispatchable Unit
- PN – Physical Notification
- NDC - National Dispatching Center
- C1 – The market share of the largest market participant
- C3 – Total market share of top 3 market participants
- NPS – Minimum number of residual generators
- TTC – Total Transfer Capacity
- NTC – Net Transfer Capacity
- ATC – Available Transfer Capacity

Transelectrica, the Romanian Transmission System Operator, operates and monitors the activity of 3 types of markets: Balancing Market, Ancillary Services Market and Market for Allocation of Cross-Border Capacities.

Using the records from the markets data base, Transelectrica prepares daily, weekly and monthly monitoring reports. A part of the data included in these reports (those data which are not confidential) is published on the website **www.transelectrica.ro**

- According to the agreements between Transelectrica and neighbors for year 2019 :
 - ✓ on the Bulgarian border, the bilateral coordinated allocation is done for 100% of total capacity by Transelectrica for daily auctions where the “netting” principle is applied. Starting with 01.01.2015, intraday auctions are no longer organized on the Bulgarian border, since the Bulgarian market rules are not allowing intraday cross-border exchanges and modifications of the notified schedules after 15:30 (CET) in D-1 for day D.
 - ✓ on the Hungarian border, the bilateral coordinated allocation, is done for 100% of total capacity by Transelectrica for intra-day auctions. Implicit daily allocations are held since the CZ-SK-HU-RO day-ahead market coupling. In the event of decoupling, MAVIR is in charge with the explicit daily auctions (shadow auctions) for RO-HU border. The “netting” is applied to daily and intra-day allocation.
 - ✓ on the Serbian border, the bilateral coordinated allocation, is done for 100% of total capacity by EMS (Serbia) for daily auctions and by Transelectrica for long term and intra-day auctions. The “netting” is applied to daily and intra-day allocation.
 - ✓ *UIOSI* („ use it or sell it”) principle is applied on Hungarian, Bulgarian and Serbian borders.
 - ✓ starting with 01.01.2019, the long term auctions on Hungarian and Bulgarian borders are held by Joint Allocation Office (JAO) based on Allocation Rules for Forward Capacity Allocation (HAR) and border specific Annex. On these borders it is applied:
 - ✓ reservation of a percentage of interconnection capacity for short term auction, offered capacity being calculated as 80% of the minimum of available capacities of all periods of the month;



- Transelectrica’s auctions are held on Damas platform, with euro currency trading;
- On Romania – Bulgaria, Romania – Serbia and Romania – Hungary border, the use of the physical transport rights is performed in accordance with the m:n nomination principle, for all time horizons.

- Long term auction results on the Hungarian and Bulgarian borders are provided by JAO and daily auction results on the Serbian border (auction prices, allocated capacities) are provided by the respective TSO.
- The intra-day allocation is done in six auction sessions for time intervals: 00:00-04:00, 04:00-08:00, 08:00-12:00, 12:00-16:00, 16:00-20:00, 20:00-00:00 CET.
- Usage of allocated capacity on Ukrainian and Moldavian border is restricted by Ukrainian TSO agreement and respectively by the approval of the distribution operator of the passive consumption islands.
- Monthly auctions for February 2019 were held as: import/export Hungary*; import/export Bulgaria*; import/export Serbia and import/export Ukraine for the period 01.02 – 28.02.2019.
- In February 2019 there were no auctions held on Moldavian border.

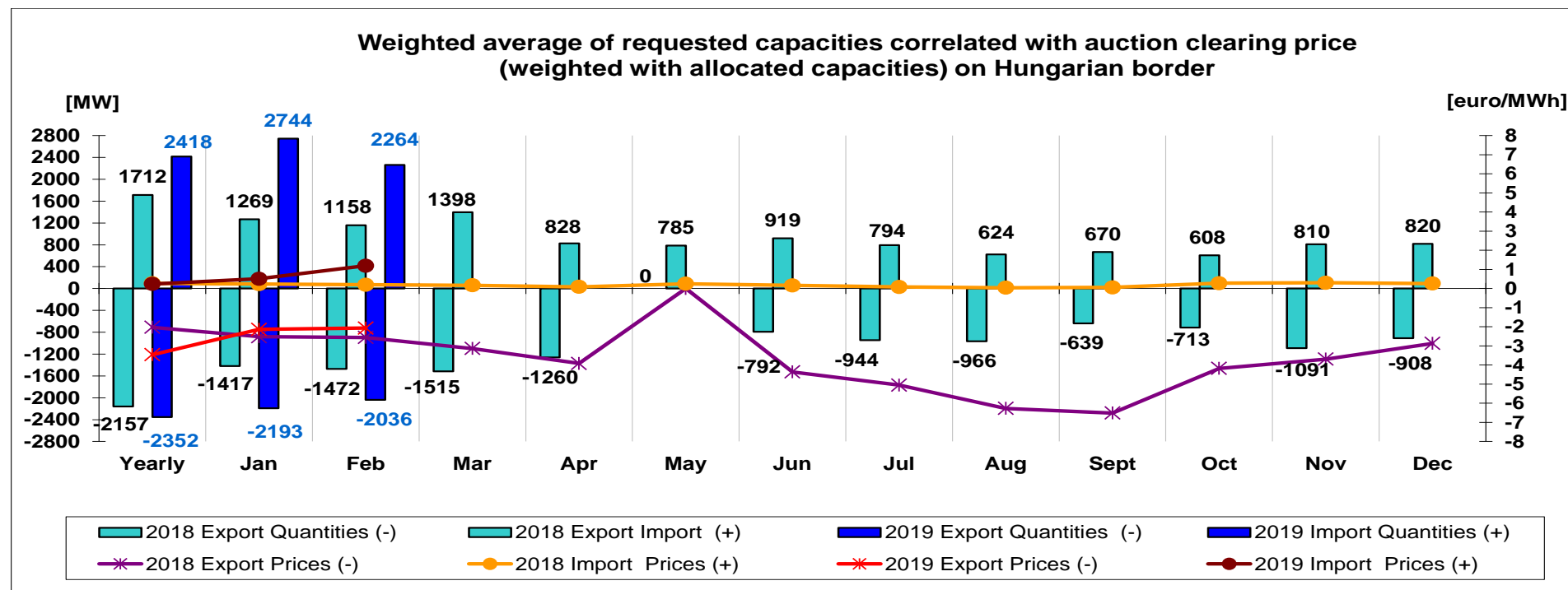
* according to the allocation rules, monthly offered capacity was calculated taking into account the minimum of NTC's monthly values.

Monthly auction Results of 01 – 28 February 2019

	Prices [euro/MWh]	Capacities [MW]								
	Results	TTC	NTC	ATC	AAC	Reserved	Offered	Requested	Allocated	Final Rights*
Hungary export										
01 - 28 February 2019	2.07	700	600	250	350	34	234	2036	234	550
Hungary import										
01 - 28 February 2019	1.19	800	700	350	350	0	280	2264	280	630
Bulgaria export										
01 - 28 February 2019	0.44	350	250	101	149	20	100	665	100	229
Bulgaria import										
01 - 28 February 2019	4.24	400	300	150	150	3	123	765	123	270
Serbia export										
01 - 28 February 2019	1.27	600	500	300	200	-	300	907	300	500
Serbia import										
01 - 28 February 2019	0.03	900	800	600	200	-	600	1289	600	800
Ukraine export										
01 - 28 February 2019	0.07	150	50	50	-	-	50	101	50	50
Ukraine import										
01 - 28 February 2019	0.04	600	500	500	-	-	500	601	500	500
Moldavia export										
01 - 28 February 2019	-	-	-	-	-	-	-	-	-	-
Moldavia import										
01 - 28 February 2019	-	-	-	-	-	-	-	-	-	-
RO_Vulcanesti										
01 - 28 February 2019	-	-	-	-	-	-	-	-	-	-
RO_Costesti										
01 - 28 February 2019	-	-	-	-	-	-	-	-	-	-
RO_Cioara										
01 - 28 February 2019	-	-	-	-	-	-	-	-	-	-

Note: ATC values on Hungarian and Bulgarian borders are calculated before the reservation of capacity. Offered capacity includes reservation and returned capacity.

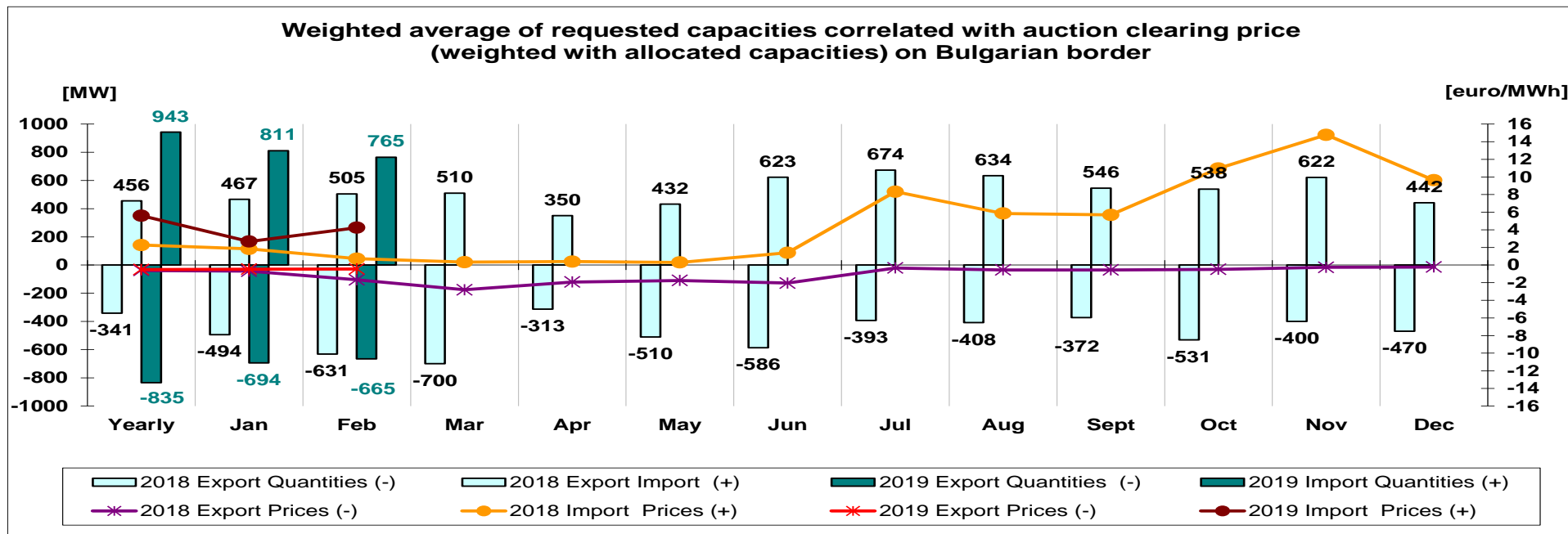
* final rights = monthly allocated capacity + yearly allocated capacity after returns and withdrawals.



Border	Yearly	Jan. 19	Feb. 19	Mar. 19	Apr. 19	May 19	Jun. 19	Jul. 19	Aug. 19	Sept. 19	Oct. 19	Nov. 19	Dec. 19
Hungary export	3.46	2.14	2.07										
Hungary import	0.24	0.51	1.19										

Border	Yearly	Jan. 18	Feb. 18	Mar. 18	Apr. 18	May 18	Jun. 18	Jul. 18	Aug. 18	Sept. 18	Oct. 18	Nov. 18	Dec. 18
Hungary export	2.03	2.52	2.56	3.14	3.92	-	4.36	5.05	6.27	6.51	4.18	3.69	2.87
Hungary import	0.27	0.23	0.20	0.17	0.09	0.25	0.16	0.08	0.04	0.06	0.28	0.30	0.26

- Compared with the similar month of 2018, in February 2019 the auction price slightly decreased on export direction, while offered capacity and capacity request were higher. On import direction, monthly auction price increased, while capacity request was higher and offered capacity was on the same level.

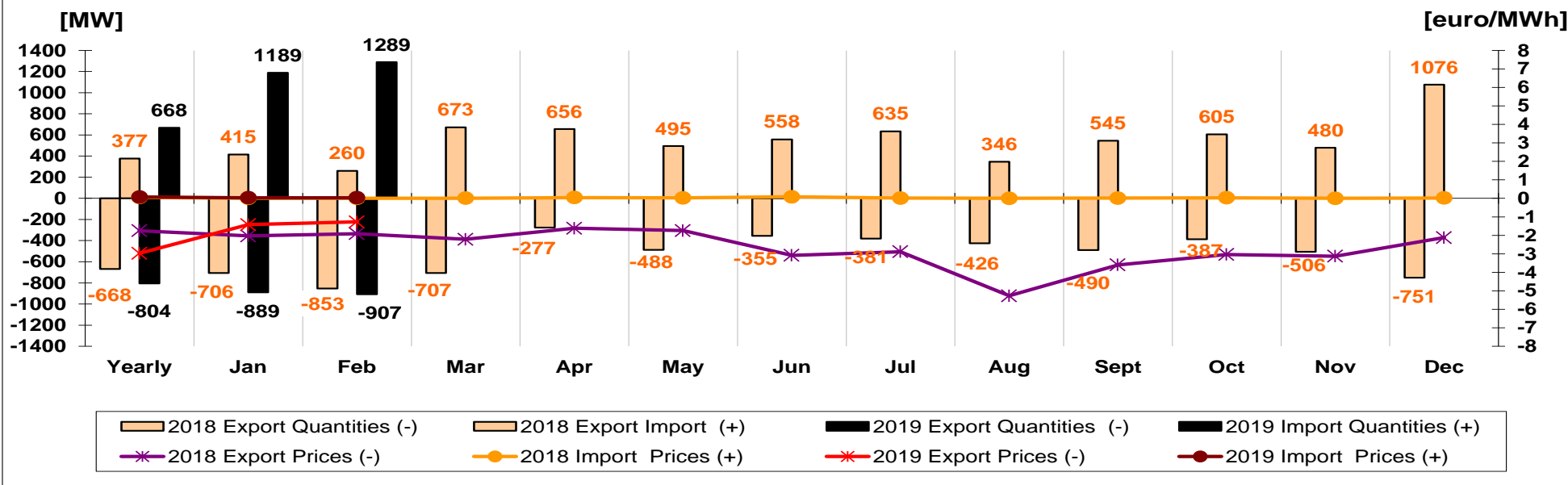


Border	Yearly	Jan. 19	Feb. 19	Mar. 19	Apr. 19	May 19	Jun. 19	Jul. 19	Aug. 19	Sept. 19	Oct. 19	Nov. 19	Dec. 19
Bulgaria export	0.51	0.47	0.44										
Bulgaria import	5.60	2.67	4.24										

Border	Yearly	Jan. 18	Feb.18	Mar.18	Apr.18	May 18	Jun. 18	Jul. 18	Aug. 18	Sept. 18	Oct. 18	Nov.18	Dec. 18
Bulgaria export	0.62	0.69	1.67	2.81	1.92	1.75	2.05	0.33	0.55	0.55	0.49	0.26	0.22
Bulgaria import	2.27	1.83	0.72	0.33	0.40	0.30	1.40	8.33	5.85	5.69	10.96	14.78	9.63

- Compared with previous year, in February 2019 the auction price decreased on export direction, while offered capacity was lower and capacity request was higher. The auction price increased on import direction, while offered capacity was lower and capacity request was higher.

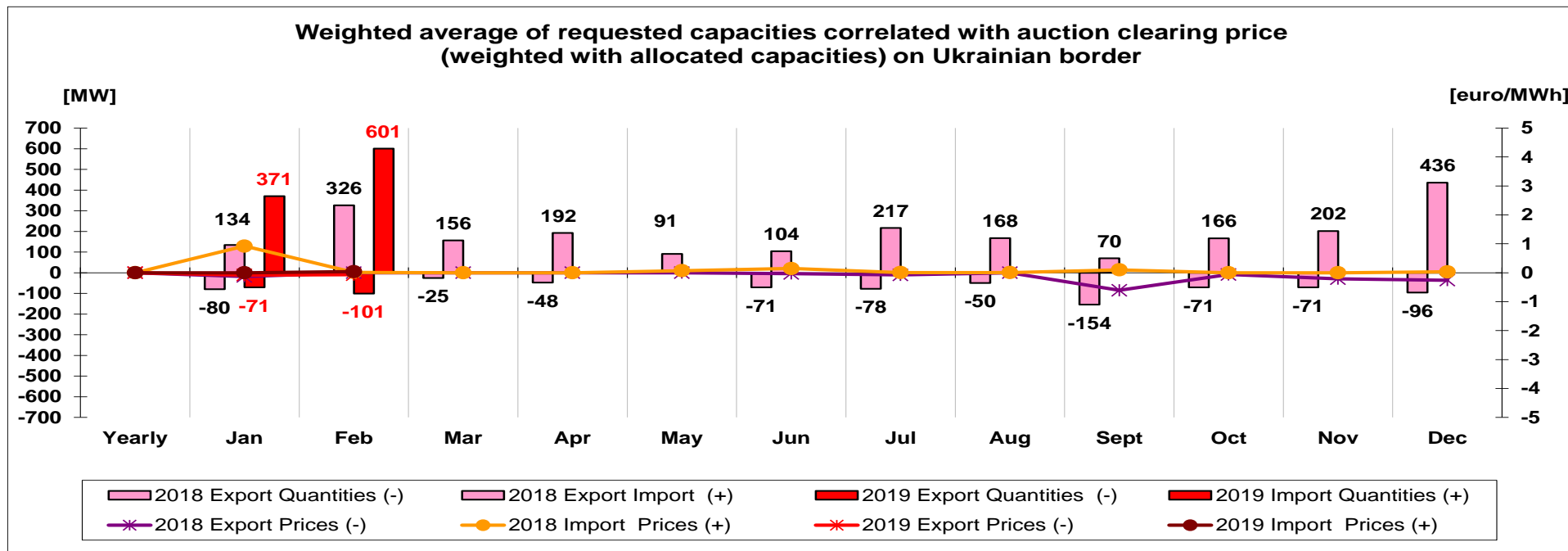
Weighted average of requested capacities correlated with auction clearing price (weighted with allocated capacities) on Serbian border



Border	Yearly	Jan. 19	Feb. 19	Mar. 19	Apr. 19	May 19	Jun. 19	Jul. 19	Aug. 19	Sept. 19	Oct. 19	Nov. 19	Dec. 19
Serbia export	2.97	1.42	1.27										
Serbia import	0.07	0.03	0.03										

Border	Yearly	Jan. 18	Feb.18	Mar.18	Apr.18	May 18	Jun. 18	Jul. 18	Aug. 18	Sept. 18	Oct. 18	Nov.18	Dec. 18
Serbia export	1.75	2.03	1.91	2.22	1.62	1.75	3.08	2.89	5.27	3.60	3.04	3.12	2.12
Serbia import	0.05	0.00	0.00	0.01	0.04	0.03	0.08	0.01	0.00	0.01	0.03	0.00	0.02

- Compared with previous year, in February 2019 the auction price decreased on export direction, while offered capacity was lower and capacity request was higher. In February 2019, monthly auction price was low on import direction, while offered capacity was lower and capacity request was higher.

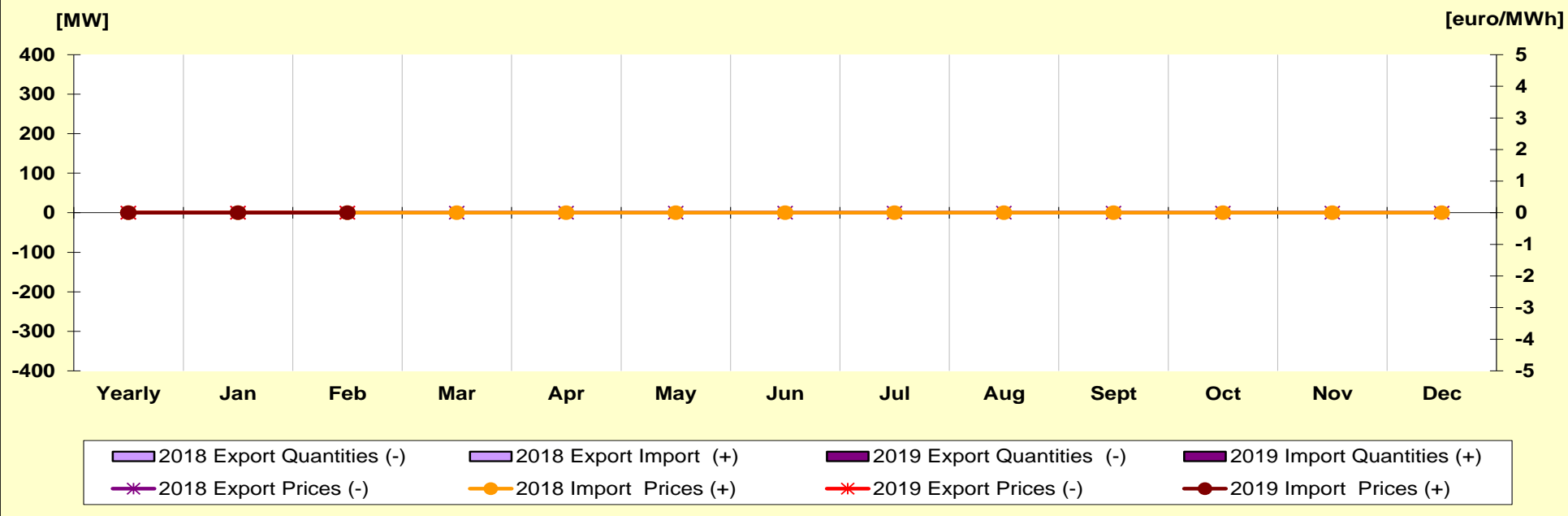


Border	Yearly	Jan. 19	Feb. 19	Mar. 19	Apr. 19	May 19	Jun. 19	Jul. 19	Aug. 19	Sept. 19	Oct. 19	Nov. 19	Dec. 19
Ukraine export	-	0.08	0.07										
Ukraine import	-	0.00	0.04										

Border	Yearly	Jan. 18	Feb.18	Mar.18	Apr.18	May 18	Jun. 18	Jul. 18	Aug. 18	Sept. 18	Oct. 18	Nov.18	Dec. 18
Ukraine export	-	0.13	0.00	0.00	0.00	-	0.03	0.08	0.00	0.61	0.06	0.21	0.26
Ukraine import	-	0.92	0.01	0.00	0.00	0.07	0.15	0.01	0.01	0.10	0.00	0.001	0.03

- Compared with previous year, in February 2019 the capacity request increased on import direction while the offered capacity was higher and the auction price was low. Compared with similar month of the previous year, in February 2019 the auction price was different from zero and with low values on export direction, while the offered capacity did not vary and capacity request was higher.

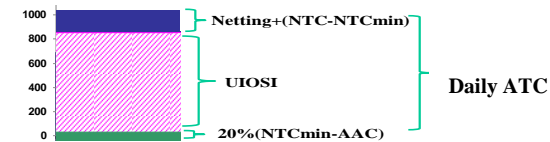
**Weighted average of requested capacities correlated with auction clearing price
(weighted with allocated capacities) on Moldavian border**



Border	Yearly	Jan. 19	Feb. 19	Mar. 19	Apr. 19	May 19	Jun. 19	Jul. 19	Aug. 19	Sept. 19	Oct. 19	Nov. 19	Dec. 19
Moldavia export	-	-	-										
Moldavia import	-	-	-										

Border	Yearly	Jan. 18	Feb.18	Mar.18	Apr.18	May 18	Jun. 18	Jul. 18	Aug. 18	Sept. 18	Oct. 18	Nov.18	Dec. 18
Moldavia export	-	-	-	-	-	-	-	-	-	-	-	-	-
Moldavia import	-	-	-	-	-	-	-	-	-	-	-	-	-

Reserved Capacity [MW] average value		Unused Capacity [MW] average value	
RO-HU	HU-RO	RO-HU	HU-RO
50	70	544	630



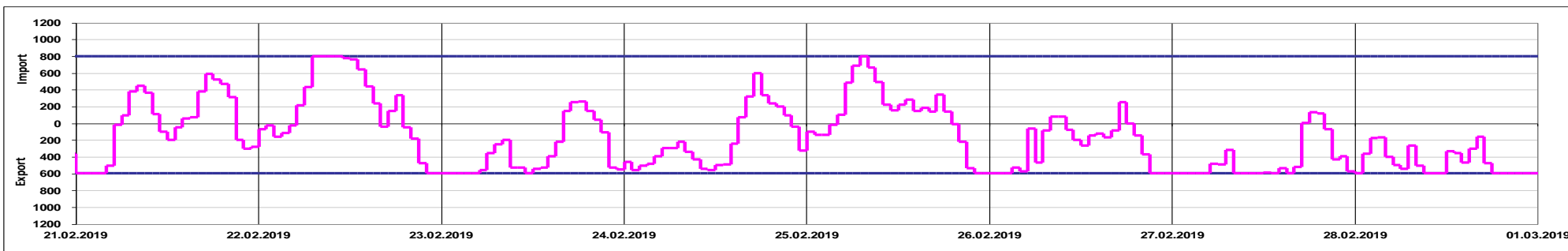
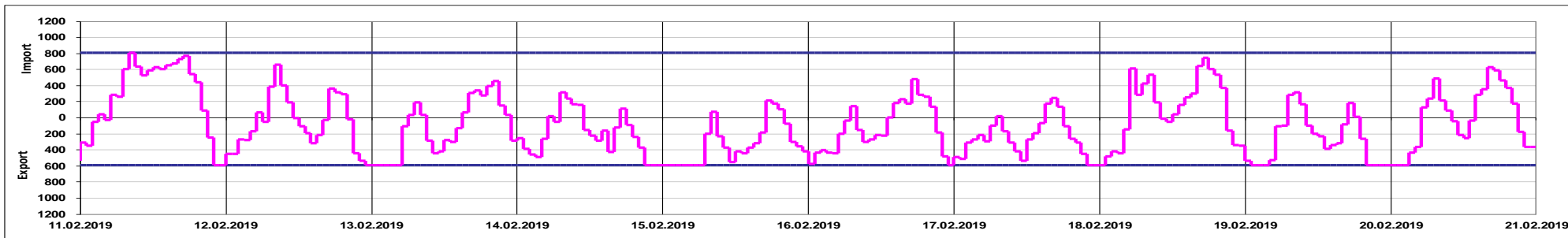
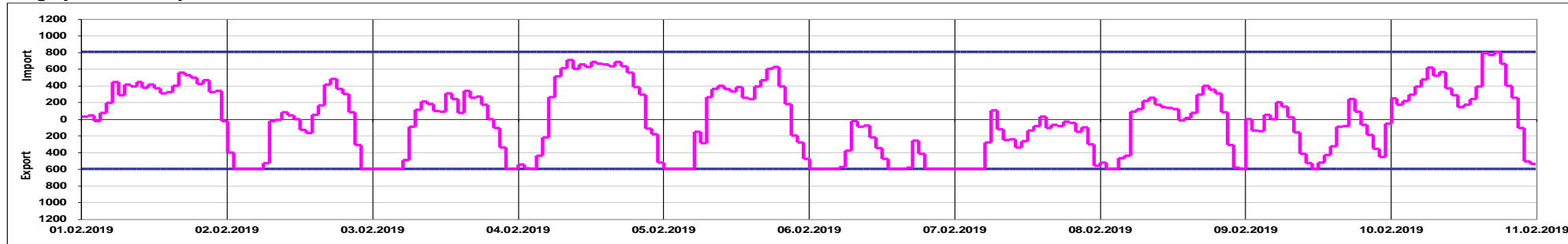
Hungary February 2019



Daily implicit Auctions on Romanian – Hungarian border

Societate Administrată în sistem Dualist

Hungary February 2019



Offered Capacity on Daily Auction [MW]

Net Position Border RO – HU [MWh]

Public

Daily implicit Auctions on Romanian – Hungarian border

DAM Prices RO [Euro/MWh]

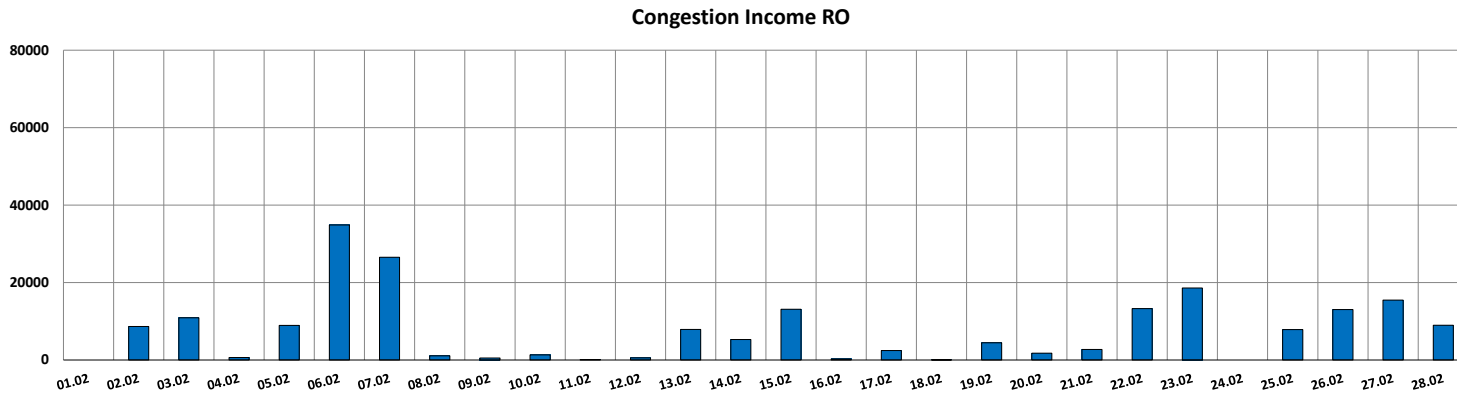
Day	1	2	3	4	5	6	7	8	9	10	11	12	13	14	15	16	17	18	19	20	21	22	23	24	Max
1	55.08	45.16	42.03	40.39	40.36	47.14	61.11	67.08	74.26	73.39	71.29	69.18	68.34	65.52	67.08	68.63	69.60	80.16	79.93	73.39	68.99	63.91	57.96	51.03	80.16
2	48.15	44.13	41.61	38.74	38.00	41.36	43.80	46.70	52.40	56.85	59.60	59.94	56.34	54.11	50.93	51.18	54.40	63.05	62.82	59.47	54.20	50.85	48.01	37.59	63.05
3	37.46	31.52	31.15	31.15	31.15	35.00	35.00	38.21	42.00	47.27	50.32	51.00	48.19	44.54	42.67	42.59	44.21	53.10	58.15	57.39	53.06	48.50	42.09	31.15	58.15
4	38.01	37.51	35.36	36.07	37.01	42.35	51.90	71.01	79.13	78.32	75.08	72.96	71.34	68.06	66.24	67.34	72.35	81.44	83.00	74.16	68.06	54.31	46.22	38.00	83.00
5	29.25	27.15	27.15	27.15	33.67	40.12	53.49	68.89	71.91	71.91	68.01	65.85	64.06	61.10	61.00	61.21	64.86	74.87	69.70	66.00	61.46	55.64	51.28	46.65	74.87
6	43.10	37.66	31.95	29.23	31.13	43.20	51.90	61.01	63.00	62.16	59.31	55.81	53.28	51.50	50.72	51.95	58.00	61.38	63.92	57.69	48.16	31.13	27.13	20.61	63.92
7	21.08	18.13	18.46	22.54	26.06	40.38	48.64	57.50	57.68	55.93	51.97	50.97	52.07	54.32	54.60	57.22	67.24	83.94	85.44	79.44	63.67	47.35	43.65	35.92	85.44
8	35.32	31.21	30.74	29.11	31.67	38.94	50.71	66.05	67.26	64.97	60.50	58.05	56.03	55.80	54.65	56.89	59.00	72.07	73.59	66.91	56.27	47.33	42.94	32.74	73.59
9	34.41	29.04	26.48	23.74	26.42	29.33	32.08	37.81	45.30	51.76	51.70	48.32	48.48	45.54	43.69	45.37	50.80	60.56	64.44	55.07	47.03	38.50	28.00	20.00	64.44
10	31.97	30.81	27.98	24.00	21.85	25.88	26.94	33.78	35.20	41.08	42.59	41.61	40.36	37.95	37.86	38.84	48.93	61.37	62.14	56.84	42.56	36.27	31.96	27.02	62.14
11	18.34	17.60	15.61	15.39	18.02	27.70	48.97	61.94	65.13	59.98	59.55	58.07	57.27	55.99	55.06	57.98	61.30	67.93	69.56	62.60	55.07	46.22	42.05	32.11	69.56
12	28.95	29.10	28.03	28.46	30.20	36.94	49.89	58.55	62.15	59.92	58.24	56.57	55.06	52.74	52.74	52.87	56.50	62.84	67.24	61.48	55.71	49.02	45.28	39.41	67.24
13	34.47	31.21	29.24	30.00	35.00	40.07	46.87	56.92	58.09	56.59	54.11	52.67	52.08	50.04	50.68	54.02	59.98	74.84	83.48	77.93	62.79	56.52	48.51	43.50	83.48
14	40.82	40.12	40.00	39.50	40.40	43.67	62.00	66.80	71.50	67.55	60.53	57.63	53.20	50.03	48.30	48.80	51.60	59.98	67.28	60.65	55.27	48.30	42.67	35.64	71.50
15	35.63	34.36	28.98	30.99	31.35	40.68	52.64	59.49	59.67	54.81	50.44	48.28	47.05	45.40	45.41	47.70	50.98	59.92	66.23	59.96	55.11	48.28	46.94	40.79	66.23
16	42.04	38.58	37.00	36.36	36.47	37.04	42.04	46.68	48.95	49.97	48.26	45.48	42.49	40.95	41.14	43.96	52.61	68.30	74.21	71.44	65.01	55.06	44.51	39.41	74.21
17	40.12	36.09	35.49	35.36	34.84	35.67	40.03	42.10	44.28	46.22	45.95	44.01	41.58	38.59	39.32	41.58	42.70	55.40	60.76	56.72	46.97	43.45	39.47	35.67	60.76
18	35.67	35.00	35.00	34.20	35.46	40.10	56.20	66.06	66.59	60.06	52.14	50.44	48.33	47.53	48.33	52.13	53.28	71.54	75.01	71.54	57.09	48.51	49.52	41.61	75.01
19	38.73	35.67	35.67	35.67	36.30	40.31	50.00	56.00	59.39	56.56	53.00	51.42	49.41	48.33	48.33	49.08	49.52	51.43	55.95	54.79	48.33	42.10	35.67	35.67	59.39
20	34.50	33.01	33.45	34.44	35.66	42.09	55.04	60.22	61.24	55.58	51.05	50.35	48.92	48.31	48.31	50.12	55.06	74.95	82.91	79.44	64.00	50.09	50.03	39.31	82.91
21	35.59	35.59	35.59	35.59	37.02	41.49	54.74	62.01	63.74	56.64	50.73	49.58	48.31	47.85	47.50	48.27	48.62	63.61	74.79	71.40	62.29	56.51	52.02	41.89	74.79
22	43.19	39.64	38.94	38.70	39.51	45.05	54.64	66.10	71.25	70.38	67.05	63.00	58.97	54.81	50.24	47.41	48.10	51.51	53.71	51.95	48.00	42.48	35.52	28.46	71.25
23	27.50	25.02	20.40	25.02	28.39	36.95	38.49	42.12	45.29	45.66	44.79	42.05	40.57	37.19	37.25	39.90	44.05	52.88	59.95	59.97	52.02	43.73	42.19	40.16	59.97
24	37.93	38.45	36.67	35.70	35.24	35.58	35.41	37.91	39.06	40.61	41.72	39.09	37.00	35.70	34.73	36.93	42.55	58.38	73.29	74.93	67.96	54.98	51.06	44.33	74.93
25	39.36	38.38	37.80	37.58	38.00	42.83	58.55	66.99	67.34	61.91	52.05	49.00	48.21	48.01	46.55	45.99	49.01	57.18	62.41	59.87	51.15	47.90	35.49	33.21	67.34
26	35.49	32.49	31	35.07	35.54	41.14	50.58	58.41	61.84	57.94	53.04	50.44	48.45	45.99	43.89	48.09	50.92	60.27	75.00	64.93	53.48	43.96	35.49	28.35	75.00
27	35.44	30.45	30.45	31.40	35.51	41.99	52.04	58.41	50.22	47.10	41.92	42.02	44.34	43.07	43.60	42.50	51.10	60.30	70.43	70.91	65.90	58.46	54.12	47.59	70.91
28	41.90	35.49	33.19	32.07	39.27	50.19	63.23	60.20	55.61	48.09	41.79	41.37	38.78	36.50	36.50	37.80	41.90	48.09	51.87	48.30	50.19	43.05	39.27	39.23	63.23

Average **48.60 EUR/MWh**

Congestion Prices [Euro/MWh]

Day	1	2	3	4	5	6	7	8	9	10	11	12	13	14	15	16	17	18	19	20	21	22	23	24	Max
1	-	-	-	-	-	-	-	-	-	-	-	-	-	-	-	-	-	-	-	-	-	-	-	-	0.00
2	-	1.90	3.57	4.67	5.01	2.74	-	-	-	-	-	-	-	-	-	-	-	-	-	-	-	-	1.49	9.71	9.71
3	4.14	6.85	5.23	3.62	3.42	-	-	-	-	-	-	-	-	-	-	-	-	-	-	-	-	-	3.91	9.55	9.55
4	-	-	2.15	-	-	-	-	-	-	-	-	-	-	-	-	-	-	-	-	-	-	-	-	-	2.15
5	5.75	7.78	6.54	7.85	2.18	-	-	-	-	-	-	-	-	-	-	-	-	-	-	-	-	-	-	-	7.85
6	-	4.84	9.74	11.37	9.48	-	-	-	-	-	-	-	-	1.50	3.90	3.44	-	-	-	-	3.44	8.75	18.37	20.05	22.48
7	21.09	22.53	20.54	14.63	10.49	-	-	-	-	-	-	-	-	-	-	-	-	-	-	-	-	-	-	-	22.53
8	-	1.41	0.26	-	-	-	-	-	-	-	-	-	-	-	-	-	-	-	-	-	-	-	-	2.01	2.01
9	-	-	-	-	-	-	-	-	-	-	-	1.68	-	-	-	-	-	-	-	-	-	-	-	-	1.68
10	-	-	-	-	-	-	-	-	-	-	-	-	-	-	-	-	-	3.31	-	-	-	-	-	-	3.31
11	-	-	-	-	-	-	-	-	-	-	-	-	-	-	-	-	-	-	-	-	-	-	0.39	-	0.39
12	-	-	-	-	-	-	-	-	-	-	-	-	-	-	-	-	-	-	-	-	-	-	-	1.89	1.89
13	5.25	6.79	7.06	5.53	1.98	-	-	-	-	-	-	-	-	-	-	-	-	-	-	-	-	-	-	-	7.06
14	-	-	-	-	-	-	-	-	-	-	-	-	-	-	-	-	-	-	-	-	-	2.02	6.96	8.86	8.86
15	6.54	6.64	11.18	8.33	8.76	2.63	-	-	-	-	-	-	-	-	-	-	-	-	-	-	-	-	-	-	11.18
16	-	-	-	-	-	-	-	-	-	-	-	-	-	-	-	-	-	-	-	-	-	-	-	0.87	0.87
17	-	-	-	-	-	-	-	-	-	-	-	-	-	-	-	-	-	-	-	-	-	-	3.83	4.33	4.33
18	0.03	-	-	-	-	-	-	-	-	-	-	-	-	-	-	-	-	-	-	-	-	-	-	-	0.03
19	-	1.44	0.41	0.03	-	-	-	-	-	-	-	-	-	-	-	-	-	-	-	-	0.21	1.05	7.33	4.53	7.33
20	2.24	2.62	0.99	-	-	-	-	-	-	-	-	-	-	-	-	-	-	-	-	-	-	-	-	-	2.62
21	3.96	3.11	1.56	0.47	-	-	-	-	-	-	-	-	-	-	-	-	-	-	-	-	-	-	-	-	3.96
22	-	-	-	-	-	-	-	3.04	6.18	5.08	4.70	-	-	-	-	-	-	-	-	-	-	-	-	7.55	11.29
23	11.50	13.29	16.33	11.83	8.39	-	-	-	-	-	-	1.23	-	-	-	-	-	-	-	-	-	-	-	-	16.33
24	-	-	-	-	-	-	-	-	-	-	-	-	-	-	-	-	-	-	-	-	-	-	-	-	-
25	-	-	-	-	-	-	-	2.98	-	-	-	-	-	-	-	-	-	-	-	-	-	-	11.63	10.82	11.63
26	3.78	3.89	5	-	-	-	-	-	-	-	-	-	-	-	-	-	-	-	-	-	-	3.49	11.15	16.08	16.08
27	4.31	8.56	8.05	7.10	2.99	-	-	-	3.58	2.93	6.56	3.02	-	0.01	-	4.96	-	-	-	-	-	-	-	-	8.56
28	1.02	-	-	-	-	-	-	-	-	0.47	3.47	0.36	-	-	-	-	-	4.51	8.27	2.20	3.22	4.19	2.52	8.27	

Average **5.89 EUR/MWh**



Day	Congestion Income border RO-HU [Euro]	Congestion Income RO [Euro]
01.02	0	0
02.02	17279	8640
03.02	21812	10906
04.02	1277	639
05.02	17879	8940
06.02	69712	34856
07.02	53032	26516
08.02	2186	1093
09.02	998	499
10.02	2668	1334
11.02	232	116
12.02	1123	561
13.02	15806	7903
14.02	10597	5298
15.02	26184	13092
16.02	517	258
17.02	4847	2424
18.02	18	9
19.02	8910	4455
20.02	3475	1737
21.02	5405	2703
22.02	26505	13252
23.02	37167	18583
24.02	0	0
25.02	15737	7869
26.02	26029	13015
27.02	30930	15465
28.02	17957	8978
Total	418281	209140

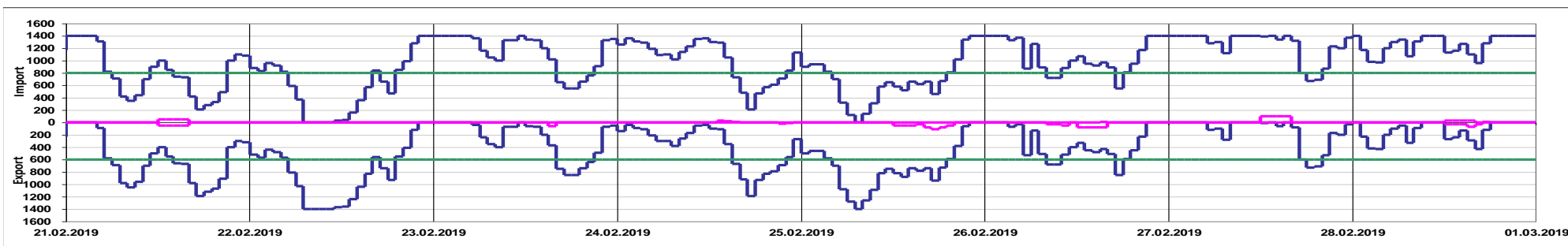
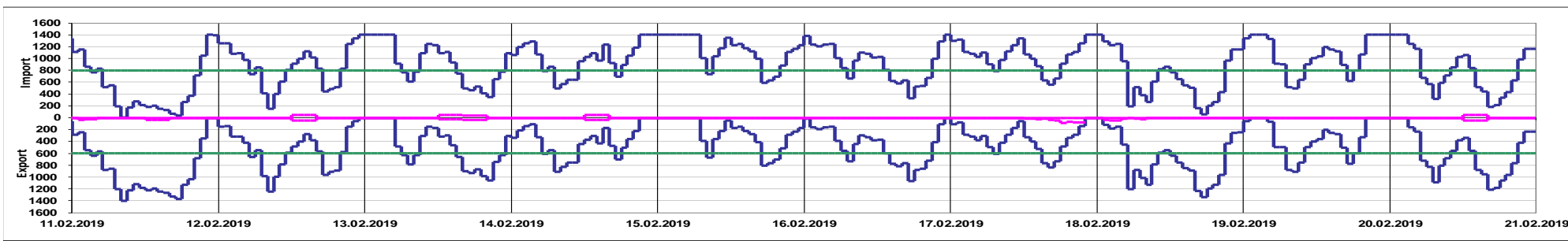
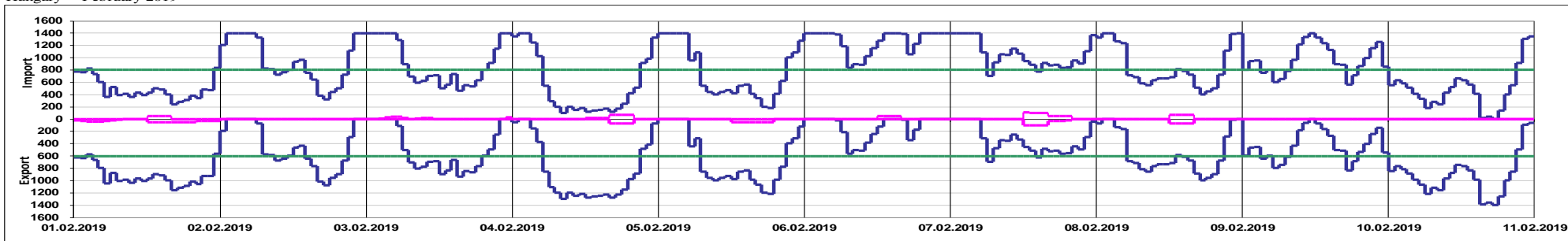
Daily Income [Euro]		Remuneration UIOSI [Euro]	
RO-HU	HU-RO	RO-HU	HU-RO
397897	20384	364404	15933
418281		380337	

TSO Income (Z-R) [Euro]	RO TSO Income (Z-R) [Euro]
37944	18972

Intraday Auctions on Romanian – Hungarian border

Societate Administrată în sistem Dualist

Hungary February 2019



Offered Capacity on Intraday Auction Import (+) / Export (-) [MW]

Allocated Capacity on Intraday Auction Import (+) / Export (-) [MW]

Net Transfer Capacity (NTC) Import (+) / Export (-) [MW]

Auction Price [Euro/MWh] - Export

Day	1	2	3	4	5	6	7	8	9	10	11	12	13	14	15	16	17	18	19	20	21	22	23	24	Max
1	0.00	0.00	0.00	0.00	0.00	0.00	0.00	0.00	0.00	0.00	0.00	0.00	0.00	0.00	0.00	0.00	0.00	0.00	0.00	0.00	0.00	0.00	0.00	0.00	0.00
2	0.00	-	-	-	-	-	0.00	0.00	0.00	0.00	0.00	0.00	0.00	0.00	0.00	0.00	0.00	0.00	0.00	0.00	0.00	0.00	-	-	0.00
3	-	-	-	-	-	0.00	0.00	0.00	0.00	0.00	0.00	0.00	0.00	0.00	0.00	0.00	0.00	0.00	0.00	0.00	0.00	0.00	-	-	0.00
4	0.00	0.00	-	0.00	0.00	0.00	0.00	0.00	0.00	0.00	0.00	0.00	0.00	0.00	0.00	0.00	0.00	0.00	0.00	0.00	0.00	0.00	0.00	0.00	0.00
5	-	-	-	-	-	0.00	0.00	0.00	0.00	0.00	0.00	0.00	0.00	0.00	0.00	0.00	0.00	0.00	0.00	0.00	0.00	0.00	0.00	0.00	0.00
6	-	-	-	-	-	0.00	0.00	0.00	0.00	0.00	0.00	0.00	0.00	-	-	-	0.00	0.00	0.00	-	-	-	-	-	0.00
7	-	-	-	-	-	0.00	0.00	0.00	0.00	0.00	0.00	0.00	0.00	0.00	0.00	0.00	0.00	0.00	0.00	0.00	0.00	0.00	0.00	0.00	0.00
8	0.00	-	-	0.00	0.00	0.00	0.00	0.00	0.00	0.00	0.00	0.00	0.00	0.00	0.00	0.00	0.00	0.00	0.00	0.00	0.00	0.00	0.00	0.00	0.00
9	0.00	0.00	0.00	0.00	0.00	0.00	0.00	0.00	0.00	0.00	0.00	0.00	0.00	0.00	0.00	0.00	0.00	0.00	0.00	0.00	0.00	0.00	0.00	0.00	0.00
10	0.00	0.00	0.00	0.00	0.00	0.00	0.00	0.00	0.00	0.00	0.00	0.00	0.00	0.00	0.00	0.00	0.00	0.00	0.00	0.00	0.00	0.00	0.00	0.00	0.00
11	0.00	0.00	0.00	0.00	0.00	0.00	0.00	0.00	0.00	0.00	0.00	0.00	0.00	0.00	0.00	0.00	0.00	0.00	0.00	0.00	0.00	0.00	-	0.00	0.00
12	0.00	0.00	0.00	0.00	0.00	0.00	0.00	0.00	0.00	0.00	0.00	0.00	0.00	0.00	0.00	0.00	0.00	0.00	0.00	0.00	0.00	0.00	0.00	-	0.00
13	-	-	-	-	-	0.00	0.00	0.00	0.00	0.00	0.00	0.00	0.00	0.00	0.00	0.00	0.00	0.00	0.00	0.00	0.00	0.00	0.00	0.00	0.00
14	0.00	0.00	0.00	0.00	0.00	0.00	0.00	0.00	0.00	0.00	0.00	0.00	0.00	0.00	0.00	0.00	0.00	0.00	0.00	0.00	0.00	0.00	-	-	0.00
15	-	-	-	-	-	-	0.00	0.00	0.00	0.00	0.00	0.00	0.00	0.00	0.00	0.00	0.00	0.00	0.00	0.00	0.00	0.00	0.00	0.00	0.00
16	0.00	0.00	0.00	0.00	0.00	0.00	0.00	0.00	0.00	0.00	0.00	0.00	0.00	0.00	0.00	0.00	0.00	0.00	0.00	0.00	0.00	0.00	0.00	0.00	0.00
17	0.00	0.00	0.00	0.00	0.00	0.00	0.00	0.00	0.00	0.00	0.00	0.00	0.00	0.00	0.00	0.00	0.00	0.00	0.00	0.00	0.00	0.00	-	-	0.00
18	-	0.00	0.00	0.00	0.00	0.00	0.00	0.00	0.00	0.00	0.00	0.00	0.00	0.00	0.00	0.00	0.00	0.00	0.00	0.00	0.00	0.00	0.00	0.00	0.00
19	0.00	-	-	-	0.00	0.00	0.00	0.00	0.00	0.00	0.00	0.00	0.00	0.00	0.00	0.00	0.00	0.00	0.00	0.00	0.00	-	-	-	0.00
20	-	-	-	0.00	0.00	0.00	0.00	0.00	0.00	0.00	0.00	0.00	0.00	0.00	0.00	0.00	0.00	0.00	0.00	0.00	0.00	0.00	0.00	0.00	0.00
21	-	-	-	-	0.00	0.00	0.00	0.00	0.00	0.00	0.00	0.00	0.00	0.00	0.00	0.00	0.00	0.00	0.00	0.00	0.00	0.00	0.00	0.00	0.00
22	0.00	0.00	0.00	0.00	0.00	0.00	0.00	0.00	0.00	0.00	0.00	0.00	0.00	0.00	0.00	0.00	0.00	0.00	0.00	0.00	0.00	0.00	-	-	0.00
23	-	-	-	-	-	0.00	0.00	0.00	0.00	0.00	0.00	-	0.00	0.00	0.00	0.00	0.00	0.00	0.00	0.00	0.00	0.00	0.00	0.00	0.00
24	0.00	0.00	0.00	0.00	0.00	0.00	0.00	0.00	0.00	0.00	0.00	0.00	0.00	0.00	0.00	0.00	0.00	0.00	0.00	0.00	0.00	0.00	0.00	0.00	0.00
25	0.00	0.00	0.00	0.00	0.00	0.00	0.00	0.00	0.00	0.00	0.00	0.00	0.00	0.00	0.00	0.00	0.00	0.00	0.00	0.00	0.00	0.00	-	-	0.00
26	-	-	-	0.00	0.00	0.00	0.00	0.00	0.00	0.00	0.00	0.00	0.00	0.00	0.00	0.00	0.00	0.00	0.00	0.00	0.00	-	-	-	0.00
27	-	-	-	-	-	0.00	0.00	0.00	-	-	-	-	0.00	-	0.00	-	0.00	0.00	0.00	0.00	0.00	0.00	0.00	0.00	0.00
28	-	0.00	0.00	0.00	0.00	0.00	0.00	0.00	0.00	-	-	-	0.00	0.00	0.00	0.00	0.00	0.00	-	-	-	-	-	-	0.00

Hungary

February 2019

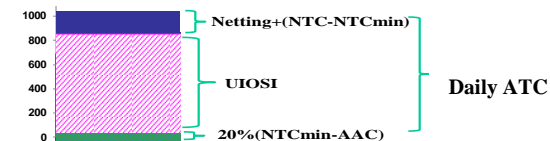
Auction Price [Euro/MWh] - Import

Day	1	2	3	4	5	6	7	8	9	10	11	12	13	14	15	16	17	18	19	20	21	22	23	24	Max	
1	0.00	0.00	0.00	0.00	0.00	0.00	0.00	0.00	0.00	0.00	0.00	0.00	0.00	0.00	0.00	0.00	0.00	0.00	0.00	0.00	0.00	0.00	0.00	0.00	0.00	
2	0.00	0.00	0.00	0.00	0.00	0.00	0.00	0.00	0.00	0.00	0.00	0.00	0.00	0.00	0.00	0.00	0.00	0.00	0.00	0.00	0.00	0.00	0.00	0.00	0.00	0.00
3	0.00	0.00	0.00	0.00	0.00	0.00	0.00	0.00	0.00	0.00	0.00	0.00	0.00	0.00	0.00	0.00	0.00	0.00	0.00	0.00	0.00	0.00	0.00	0.00	0.00	0.00
4	0.00	0.00	0.00	0.00	0.00	0.00	0.00	0.00	0.00	0.00	0.00	0.00	0.00	0.00	0.00	0.00	0.00	0.00	0.00	0.00	0.00	0.00	0.00	0.00	0.00	0.00
5	0.00	0.00	0.00	0.00	0.00	0.00	0.00	0.00	0.00	0.00	0.00	0.00	0.00	0.00	0.00	0.00	0.00	0.00	0.00	0.00	0.00	0.00	0.00	0.00	0.00	0.00
6	0.00	0.00	0.00	0.00	0.00	0.00	0.00	0.00	0.00	0.00	0.00	0.00	0.00	0.00	0.00	0.00	0.00	0.00	0.00	0.00	0.00	0.00	0.00	0.00	0.00	0.00
7	0.00	0.00	0.00	0.00	0.00	0.00	0.00	0.00	0.00	0.00	0.00	0.00	0.00	0.00	0.00	0.00	0.00	0.00	0.00	0.00	0.00	0.00	0.00	0.00	0.00	0.00
8	0.00	0.00	0.00	0.00	0.00	0.00	0.00	0.00	0.00	0.00	0.00	0.00	0.00	0.00	0.00	0.00	0.00	0.00	0.00	0.00	0.00	0.00	0.00	0.00	0.00	0.00
9	0.00	0.00	0.00	0.00	0.00	0.00	0.00	0.00	0.00	0.00	0.00	0.00	0.00	0.00	0.00	0.00	0.00	0.00	0.00	0.00	0.00	0.00	0.00	0.00	0.00	0.00
10	0.00	0.00	0.00	0.00	0.00	0.00	0.00	0.00	0.00	0.00	0.00	0.00	0.00	0.00	0.00	0.00	0.00	0.00	0.00	0.00	0.00	0.00	0.00	0.00	0.00	0.00
11	0.00	0.00	0.00	0.00	0.00	0.00	0.00	0.00	0.00	0.00	0.00	0.00	0.00	0.00	0.00	0.00	0.00	0.00	0.00	0.00	0.00	0.00	0.00	0.00	0.00	0.00
12	0.00	0.00	0.00	0.00	0.00	0.00	0.00	0.00	0.00	0.00	0.00	0.00	0.00	0.00	0.00	0.00	0.00	0.00	0.00	0.00	0.00	0.00	0.00	0.00	0.00	0.00
13	0.00	0.00	0.00	0.00	0.00	0.00	0.00	0.00	0.00	0.00	0.00	0.00	0.00	0.00	0.00	0.00	0.00	0.00	0.00	0.00	0.00	0.00	0.00	0.00	0.00	0.00
14	0.00	0.00	0.00	0.00	0.00	0.00	0.00	0.00	0.00	0.00	0.00	0.00	0.00	0.00	0.00	0.00	0.00	0.00	0.00	0.00	0.00	0.00	0.00	0.00	0.00	0.00
15	0.00	0.00	0.00	0.00	0.00	0.00	0.00	0.00	0.00	0.00	0.00	0.00	0.00	0.00	0.00	0.00	0.00	0.00	0.00	0.00	0.00	0.00	0.00	0.00	0.00	0.00
16	0.00	0.00	0.00	0.00	0.00	0.00	0.00	0.00	0.00	0.00	0.00	0.00	0.00	0.00	0.00	0.00	0.00	0.00	0.00	0.00	0.00	0.00	0.00	0.00	0.00	0.00
17	0.00	0.00	0.00	0.00	0.00	0.00	0.00	0.00	0.00	0.00	0.00	0.00	0.00	0.00	0.00	0.00	0.00	0.00	0.00	0.00	0.00	0.00	0.00	0.00	0.00	0.00
18	0.00	0.00	0.00	0.00	0.00	0.00	0.00	0.00	0.00	0.00	0.00	0.00	0.00	0.00	0.00	0.00	0.00	0.00	0.00	0.00	0.00	0.00	0.00	0.00	0.00	0.00
19	0.00	0.00	0.00	0.00	0.00	0.00	0.00	0.00	0.00	0.00	0.00	0.00	0.00	0.00	0.00	0.00	0.00	0.00	0.00	0.00	0.00	0.00	0.00	0.00	0.00	0.00
20	0.00	0.00	0.00	0.00	0.00	0.00	0.00	0.00	0.00	0.00	0.00	0.00	0.00	0.00	0.00	0.00	0.00	0.00	0.00	0.00	0.00	0.00	0.00	0.00	0.00	0.00
21	0.00	0.00	0.00	0.00	0.00	0.00	0.00	0.00	0.00	0.00	0.00	0.00	0.00	0.00	0.00	0.00	0.00	0.00	0.00	0.00	0.00	0.00	0.00	0.00	0.00	0.00
22	0.00	0.00	0.00	0.00	0.00	0.00	0.00	-	-	-	-	0.00	0.00	0.00	0.00	0.00	0.00	0.00	0.00	0.00	0.00	0.00	0.00	0.00	0.00	0.00
23	0.00	0.00	0.00	0.00	0.00	0.00	0.00	0.00	0.00	0.00	0.00	0.00	0.00	0.00	0.00	0.00	0.00	0.00	0.00	0.00	0.00	0.00	0.00	0.00	0.00	0.00
24	0.00	0.00	0.00	0.00	0.00	0.00	0.00	0.00	0.00	0.00	0.00	0.00	0.00	0.00	0.00	0.00	0.00	0.00	0.00	0.00	0.00	0.00	0.00	0.00	0.00	0.00
25	0.00	0.00	0.00	0.00	0.00	0.00	0.00	-	0.00	0.00	0.00	0.00	0.00	0.00	0.00	0.00	0.00	0.00	0.00	0.00	0.00	0.00	0.00	0.00	0.00	0.00
26	0.00	0.00	0.00	0.00	0.00	0.00	0.00	0.00	0.00	0.00	0.00	0.00	0.00	0.00	0.00	0.00	0.00	0.00	0.00	0.00	0.00	0.00	0.00	0.00	0.00	0.00
27	0.00	0.00	0.00	0.00	0.00	0.00	0.00	0.00	0.00	0.00	0.00	0.00	0.00	0.00	0.00	0.00	0.00	0.00	0.00	0.00	0.00	0.00	0.00	0.00	0.00	0.00
28	0.00	0.00	0.00	0.00	0.00	0.00	0.00	0.00	0.00	0.00	0.00	0.00	0.00	0.00	0.00	0.00	0.00	0.00	0.00	0.00	0.00	0.00	0.00	0.00	0.00	0.00

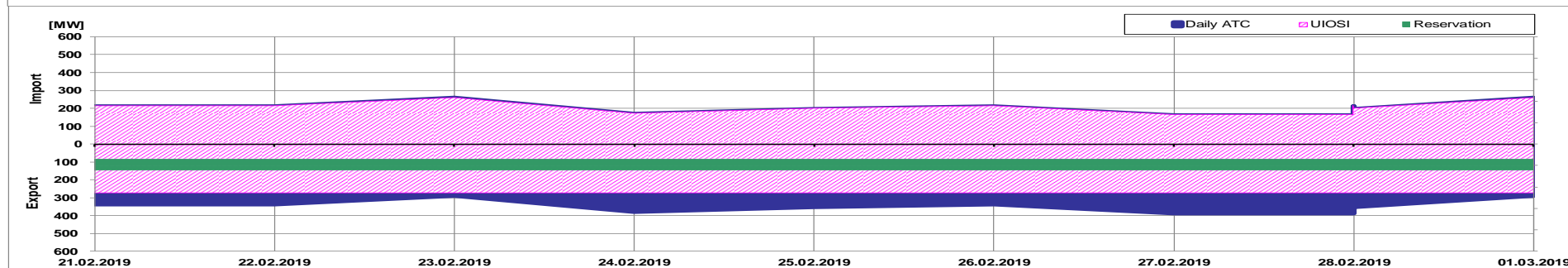
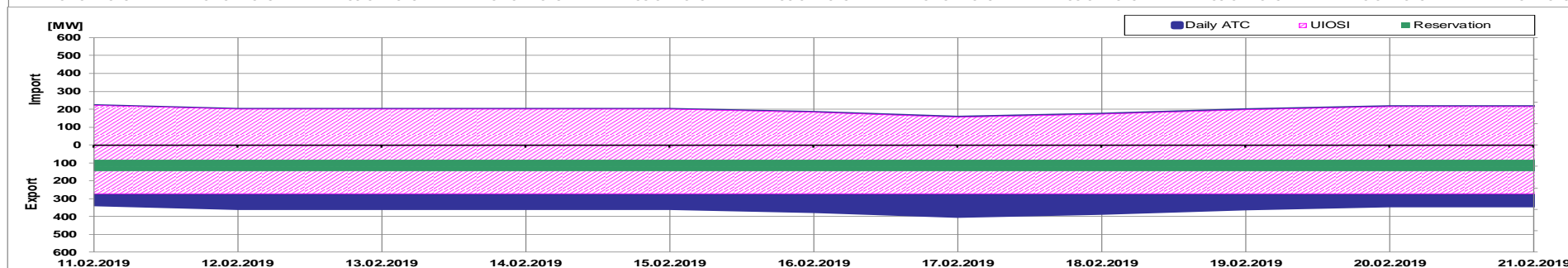
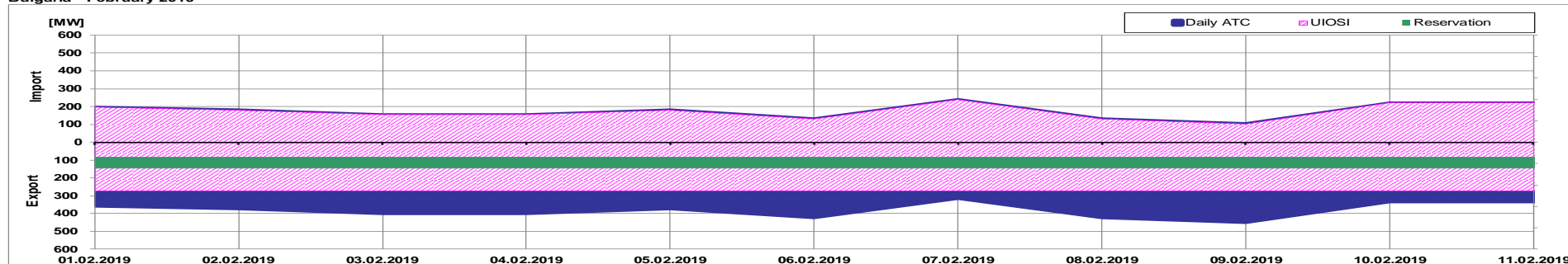
Hungary

February 2019

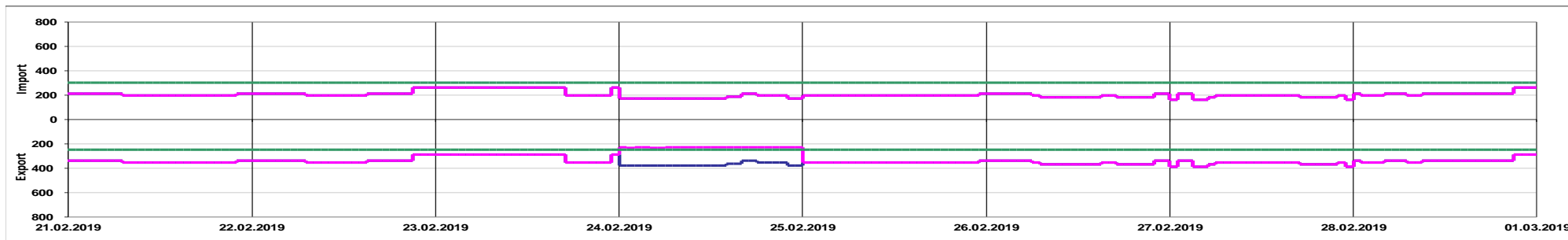
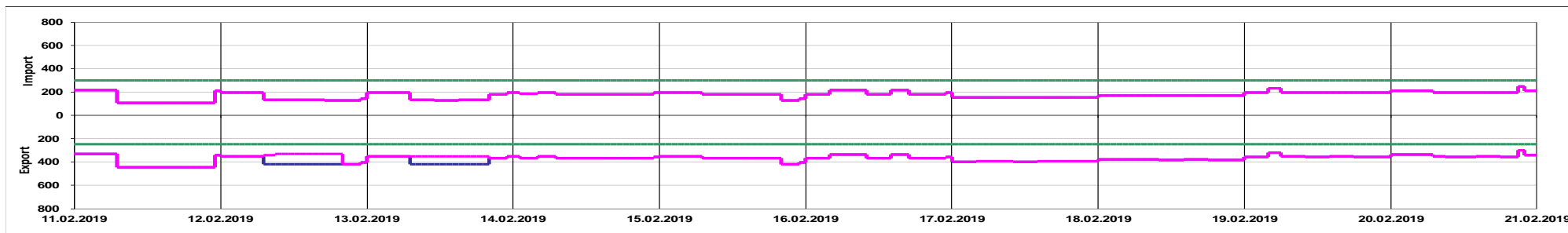
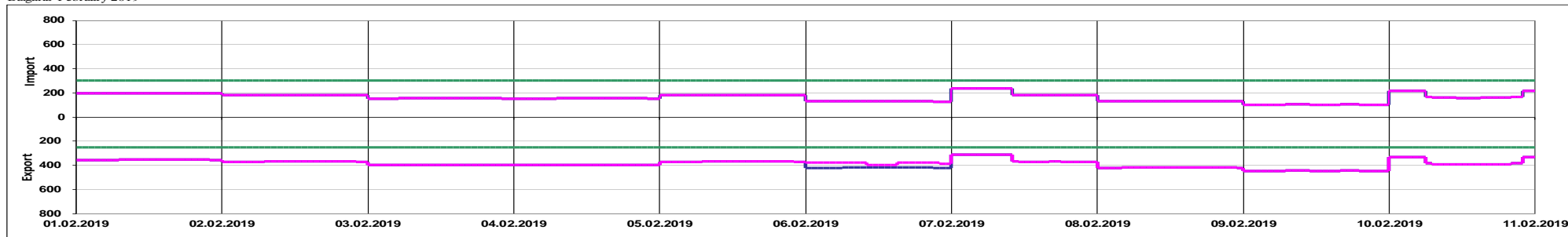
Reserved Capacity [MW] average value		Unused Capacity [MW] average value	
RO-BG	BG-RO	RO-BG	BG-RO
21	30	229	148



Bulgaria February 2019



Bulgaria February 2019



Offered Capacity on Daily Auction Import (+) / Export (-) [MW]

Allocated Capacity on Daily Auction Import (+) / Export (-) [MW]

Net Transfer Capacity (NTC) Import (+) / Export (-) [MW]

Auction Price [Euro/MWh] – Export

Day	1	2	3	4	5	6	7	8	9	10	11	12	13	14	15	16	17	18	19	20	21	22	23	24	Max
1	0.13	0.13	0.13	0.13	0.13	0.13	0.13	0.12	0.12	0.12	0.12	0.12	0.12	0.12	0.12	0.12	0.12	0.12	0.12	0.12	0.12	0.12	0.12	0.11	0.13
2	0.06	0.06	0.06	0.06	0.06	0.06	0.06	0.06	0.06	0.06	0.06	0.06	0.06	0.06	0.06	0.06	0.06	0.06	0.06	0.06	0.06	0.06	0.06	0.06	0.06
3	0.06	0.06	0.06	0.06	0.06	0.06	0.06	0.06	0.06	0.06	0.06	0.06	0.06	0.06	0.06	0.06	0.06	0.06	0.06	0.06	0.06	0.06	0.06	0.06	0.06
4	0.06	0.06	0.06	0.06	0.06	0.06	0.06	0.06	0.06	0.06	0.06	0.06	0.06	0.06	0.06	0.06	0.06	0.06	0.06	0.06	0.06	0.06	0.06	0.06	0.06
5	0.05	0.05	0.05	0.05	0.05	0.05	0.05	0.05	0.05	0.05	0.05	0.05	0.05	0.05	0.05	0.05	0.05	0.05	0.05	0.05	0.05	0.05	0.05	0.05	0.05
6	0.00	0.00	0.00	0.00	0.00	0.00	0.00	0.00	0.00	0.00	0.00	0.00	0.00	0.00	0.00	0.00	0.00	0.00	0.00	0.00	0.00	0.00	0.00	0.00	0.00
7	0.21	0.21	0.21	0.21	0.21	0.21	0.21	0.21	0.21	0.21	0.09	0.09	0.08	0.08	0.08	0.08	0.08	0.08	0.08	0.08	0.08	0.08	0.08	0.08	0.08
8	0.03	0.03	0.03	0.03	0.03	0.03	0.03	0.03	0.03	0.03	0.03	0.03	0.03	0.03	0.03	0.03	0.03	0.03	0.03	0.03	0.03	0.03	0.03	0.03	0.03
9	0.04	0.04	0.04	0.04	0.04	0.04	0.04	0.03	0.03	0.03	0.04	0.04	0.04	0.04	0.04	0.04	0.03	0.03	0.03	0.03	0.03	0.04	0.04	0.04	0.04
10	0.07	0.07	0.07	0.07	0.07	0.07	0.06	0.04	0.04	0.04	0.05	0.05	0.05	0.05	0.05	0.05	0.04	0.04	0.04	0.04	0.08	0.11	0.11	0.11	0.11
11	0.26	0.26	0.26	0.26	0.26	0.26	0.26	0.04	0.04	0.04	0.04	0.04	0.04	0.04	0.04	0.04	0.04	0.04	0.04	0.04	0.11	0.11	0.11	0.26	0.26
12	0.00	0.00	0.00	0.00	0.00	0.00	0.00	0.00	0.00	0.00	0.00	0.00	0.00	0.00	0.00	0.00	0.00	0.00	0.00	0.00	0.05	0.05	0.05	0.05	0.05
13	0.05	0.05	0.05	0.05	0.05	0.05	0.05	0.00	0.00	0.00	0.00	0.00	0.00	0.00	0.00	0.00	0.00	0.00	0.00	0.00	0.15	0.15	0.26	0.26	0.26
14	0.15	0.15	0.15	0.15	0.15	0.15	0.15	0.15	0.15	0.12	0.12	0.12	0.12	0.12	0.12	0.12	0.12	0.12	0.12	0.12	0.12	0.12	0.15	0.15	0.15
15	0.15	0.15	0.15	0.15	0.15	0.15	0.15	0.11	0.11	0.11	0.11	0.11	0.11	0.11	0.11	0.11	0.11	0.11	0.11	0.11	0.03	0.03	0.03	0.03	0.15
16	0.02	0.02	0.02	0.02	0.06	0.06	0.06	0.06	0.06	0.06	0.02	0.02	0.02	0.02	0.06	0.06	0.06	0.02	0.02	0.02	0.02	0.02	0.02	0.06	0.06
17	0.08	0.08	0.08	0.08	0.08	0.08	0.08	0.08	0.08	0.08	0.08	0.08	0.08	0.08	0.08	0.08	0.08	0.08	0.08	0.08	0.08	0.08	0.08	0.08	0.08
18	0.03	0.03	0.03	0.03	0.03	0.03	0.03	0.03	0.03	0.03	0.03	0.03	0.03	0.03	0.03	0.03	0.03	0.03	0.03	0.03	0.03	0.03	0.03	0.03	0.03
19	0.06	0.06	0.06	0.06	0.15	0.15	0.06	0.06	0.06	0.06	0.06	0.06	0.06	0.06	0.06	0.06	0.06	0.06	0.06	0.12	0.12	0.26	0.26	0.26	0.26
20	0.25	0.25	0.25	0.25	0.15	0.22	0.15	0.06	0.06	0.06	0.06	0.06	0.06	0.06	0.06	0.06	0.06	0.05	0.05	0.05	0.05	0.12	0.06	0.15	0.25
21	0.12	0.12	0.12	0.12	0.15	0.12	0.12	0.12	0.12	0.12	0.12	0.12	0.12	0.12	0.12	0.12	0.12	0.12	0.12	0.12	0.12	0.12	0.12	0.12	0.15
22	0.12	0.09	0.09	0.12	0.12	0.12	0.09	0.09	0.09	0.09	0.09	0.09	0.09	0.09	0.09	0.09	0.12	0.12	0.12	0.12	0.12	0.15	0.36	0.46	0.46
23	0.75	0.56	0.56	0.56	0.33	0.33	0.75	0.74	0.56	0.56	0.75	0.75	0.75	0.75	0.64	0.56	0.23	0.08	0.06	0.06	0.06	0.06	0.06	0.08	0.75
24	0.00	0.00	0.00	0.00	0.00	0.00	0.00	0.00	0.00	0.00	0.00	0.00	0.00	0.00	0.00	0.00	0.00	0.00	0.00	0.00	0.00	0.00	0.00	0.00	0.00
25	0.05	0.05	0.05	0.05	0.05	0.05	0.05	0.05	0.05	0.05	0.05	0.05	0.05	0.05	0.05	0.05	0.05	0.08	0.05	0.05	0.12	0.12	0.12	0.12	0.12
26	0.05	0.05	0.05	0.05	0.05	0.05	0.01	0.01	0.01	0.01	0.01	0.01	0.01	0.01	0.01	0.01	0.01	0.01	0.01	0.01	0.02	0.02	0.05	0.26	0.26
27	0.01	0.12	0.12	0.01	0.01	0.09	0.05	0.01	0.01	0.03	0.01	0.01	0.01	0.01	0.07	0.02	0.01	0.01	0.01	0.01	0.01	0.01	0.03	0.08	0.12
28	0.02	0.02	0.02	0.02	0.14	0.09	0.02	0.02	0.02	0.02	0.02	0.02	0.10	0.14	0.14	0.14	0.14	0.11	0.02	0.02	0.04	0.41	0.10	0.92	0.92

Bulgaria

February 2019

Daily Auctions on Romanian – Bulgarian border

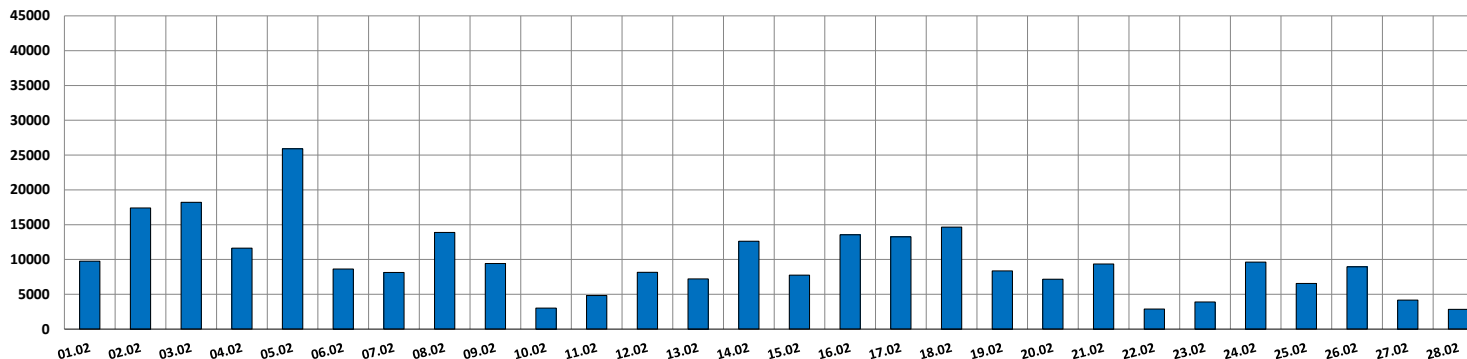
Auction Price [Euro/MWh] – Import

Day	1	2	3	4	5	6	7	8	9	10	11	12	13	14	15	16	17	18	19	20	21	22	23	24	Max
1	2.13	2.13	4.98	4.98	5.02	2.25	2.25	2.13	3.66	5.55	5.84	5.55	5.55	5.55	3.66	3.12	4.59	4.59	4.64	3.50	2.00	3.50	2.50	4.52	5.84
2	6.12	3.20	3.92	3.92	4.12	3.92	3.64	4.90	9.82	10.69	10.81	10.06	9.40	10.00	10.00	6.16	7.10	11.10	12.12	12.96	10.00	8.01	8.00	8.96	12.96
3	4.99	5.00	5.00	5.00	5.00	3.96	4.96	8.96	10.88	15.01	17.60	17.60	13.25	13.25	10.00	8.50	8.00	10.00	12.12	12.12	10.00	12.00	10.00	8.96	17.60
4	9.14	7.11	7.11	7.11	7.11	6.20	7.03	7.03	4.08	4.00	4.40	5.07	4.09	3.10	2.24	2.24	5.55	6.00	10.67	10.67	6.00	6.25	6.25	8.96	10.67
5	7.29	7.20	7.12	7.20	6.12	4.12	6.52	8.00	11.64	11.57	18.44	20.01	16.40	17.00	19.00	13.66	10.99	15.00	15.00	15.00	8.96	7.81	14.33	15.00	20.01
6	7.30	7.20	7.20	7.20	7.20	4.11	7.20	4.56	4.92	4.39	5.44	5.02	3.00	5.04	5.55	1.73	2.88	5.94	5.35	7.20	6.09	6.43	5.12	6.72	7.30
7	0.40	0.40	0.40	0.40	0.40	0.40	0.70	0.55	0.55	0.55	2.41	2.55	1.55	2.93	2.92	2.55	6.86	6.86	10.55	10.55	10.55	6.20	6.20	5.45	10.55
8	9.65	6.89	6.58	5.83	5.88	4.07	2.10	2.10	7.16	6.00	11.22	17.72	15.50	12.00	12.00	10.12	12.00	12.01	13.55	14.00	10.55	3.10	8.00	2.50	17.72
9	5.67	6.66	6.66	3.32	3.32	3.32	3.87	7.12	7.12	7.12	8.23	7.12	7.12	7.12	6.66	5.75	7.12	10.88	13.33	15.12	11.11	8.88	8.88	6.66	15.12
10	0.52	0.40	0.35	0.35	0.35	0.40	0.60	0.77	1.34	2.56	2.61	3.69	3.69	2.56	1.69	1.17	1.23	2.00	2.00	2.00	0.85	0.78	0.60	0.55	3.69
11	0.11	0.11	0.11	0.11	0.11	0.11	0.11	1.19	1.23	2.00	5.58	6.85	4.56	4.66	3.45	2.00	2.69	9.68	11.79	12.30	7.65	3.02	0.90	0.17	12.30
12	0.79	1.55	1.15	0.79	1.28	1.65	1.65	2.04	3.70	3.46	4.88	7.12	5.16	4.88	4.44	1.89	7.00	10.01	13.40	14.35	12.61	10.55	3.94	1.24	14.35
13	0.79	0.79	0.79	0.79	0.99	3.17	2.12	2.55	2.77	3.45	5.15	3.12	3.12	2.04	1.81	2.37	3.12	11.12	11.12	7.20	5.36	5.51	8.87	4.06	11.12
14	2.34	2.67	3.80	2.96	1.24	3.50	1.55	3.42	5.71	4.11	8.36	8.55	6.33	7.83	3.75	1.31	2.55	7.20	10.01	10.01	7.20	10.01	11.09	6.27	11.09
15	3.12	0.97	0.56	0.56	1.56	1.56	0.64	1.24	1.53	0.93	1.67	5.55	1.05	0.64	0.56	0.56	0.64	6.12	11.22	9.65	10.75	8.55	10.11	10.39	11.22
16	4.99	5.31	4.61	4.11	3.47	1.13	0.93	3.77	4.35	4.15	12.13	14.52	7.88	2.89	2.71	3.40	3.64	4.15	12.17	11.65	12.21	8.90	6.07	3.78	14.52
17	3.84	3.12	3.10	2.96	2.15	2.96	4.63	9.20	11.00	14.55	14.55	14.55	14.55	14.55	5.96	2.55	1.24	2.62	8.12	9.20	2.55	2.57	8.96	7.60	14.55
18	4.67	2.12	1.96	1.24	2.10	1.05	1.42	6.40	7.94	4.65	11.52	11.68	10.68	9.68	6.51	7.40	10.52	10.68	13.99	14.21	10.80	9.36	6.72	4.80	14.21
19	2.60	1.95	2.59	1.15	0.79	0.72	2.37	4.61	5.27	2.15	6.08	7.76	10.55	9.00	2.24	1.25	1.55	4.00	3.54	4.92	2.50	1.24	1.24	1.24	10.55
20	0.58	0.58	0.58	0.58	0.56	0.56	0.56	0.58	2.40	2.14	6.06	4.50	3.15	2.55	2.40	1.44	1.44	5.55	8.55	8.55	6.15	0.66	3.42	4.00	8.55
21	0.72	0.72	0.72	0.72	0.62	0.92	1.32	2.50	5.15	5.56	7.00	5.35	2.86	2.01	1.75	2.81	2.56	7.69	11.00	11.35	6.00	3.47	5.99	0.72	11.35
22	0.12	0.12	0.34	0.12	0.12	0.12	0.16	1.54	2.05	2.05	3.12	4.34	2.56	2.05	1.24	0.34	0.31	0.31	0.31	1.57	0.56	0.10	0.10	0.10	4.34
23	0.08	0.08	0.08	0.08	0.08	0.08	0.06	0.05	0.05	0.05	0.06	0.06	0.06	0.08	0.08	0.05	0.05	1.09	4.24	4.69	3.91	3.92	4.55	0.08	4.69
24	2.72	2.67	2.40	1.99	1.54	1.45	2.44	6.61	7.84	5.37	7.06	7.12	7.06	6.84	2.56	1.69	1.68	2.46	5.15	6.96	6.84	6.60	7.06	4.63	7.84
25	3.88	3.36	2.99	2.72	1.95	2.30	1.16	1.76	1.76	2.56	2.56	2.84	2.19	2.84	2.27	1.43	1.99	2.69	3.76	4.66	5.04	3.55	2.99	0.88	5.04
26	4.46	3.93	4.01	3.77	1.38	0.88	3.18	2.55	2.84	2.42	6.29	6.44	4.52	2.50	1.19	0.71	0.71	1.55	7.20	7.55	4.00	4.55	8.00	6.94	8.00
27	0.27	0.27	0.48	0.56	0.89	0.77	0.50	0.15	0.27	0.27	0.27	0.27	0.27	0.27	0.27	0.27	0.46	1.78	9.48	7.76	6.80	4.34	7.00	0.27	9.48
28	0.15	2.25	1.50	0.64	0.15	0.15	0.10	0.56	0.88	0.93	0.56	0.56	0.31	0.31	0.31	0.15	0.15	0.15	2.56	4.41	2.29	0.64	2.55	0.10	4.41

Bulgaria

February 2019

Congestion Income RO

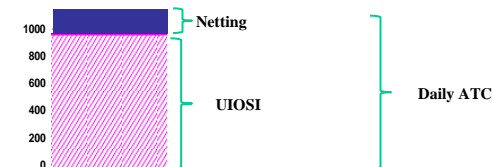


Day	Congestion Income border RO-BG [Euro]	Congestion Income RO [Euro]
01.02	19516	9758
02.02	34799	17399
03.02	36438	18219
04.02	23247	11624
05.02	51824	25912
06.02	17264	8632
07.02	16251	8125
08.02	27768	13884
09.02	18836	9418
10.02	6023	3011
11.02	9627	4814
12.02	16324	8162
13.02	14433	7217
14.02	25232	12616
15.02	15520	7760
16.02	27079	13540
17.02	26515	13257
18.02	29324	14662
19.02	16705	8352
20.02	14317	7159
21.02	18711	9355
22.02	5760	2880
23.02	7780	3890
24.02	19233	9617
25.02	13114	6557
26.02	17904	8952
27.02	8356	4178
28.02	5660	2830
Total	543561	271781

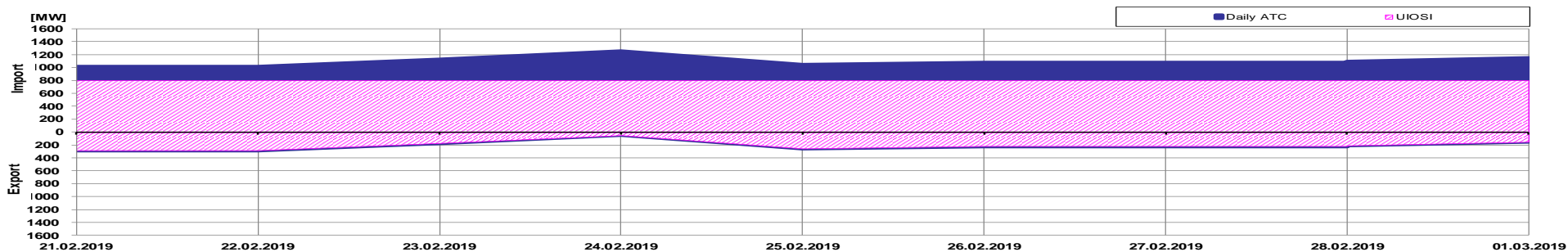
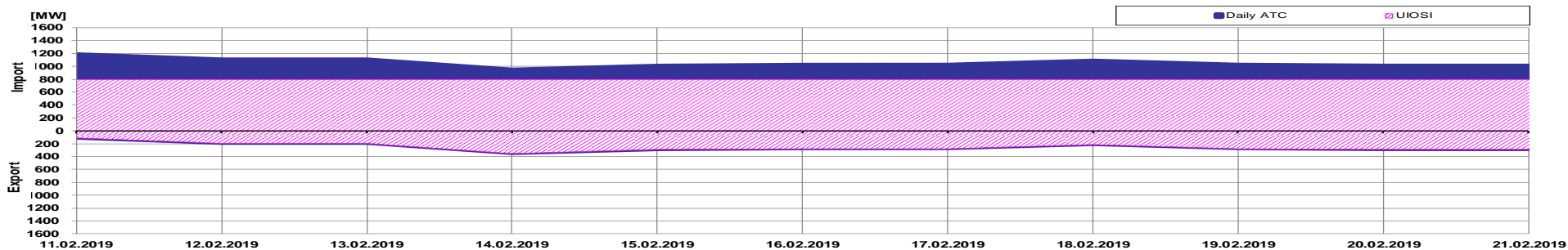
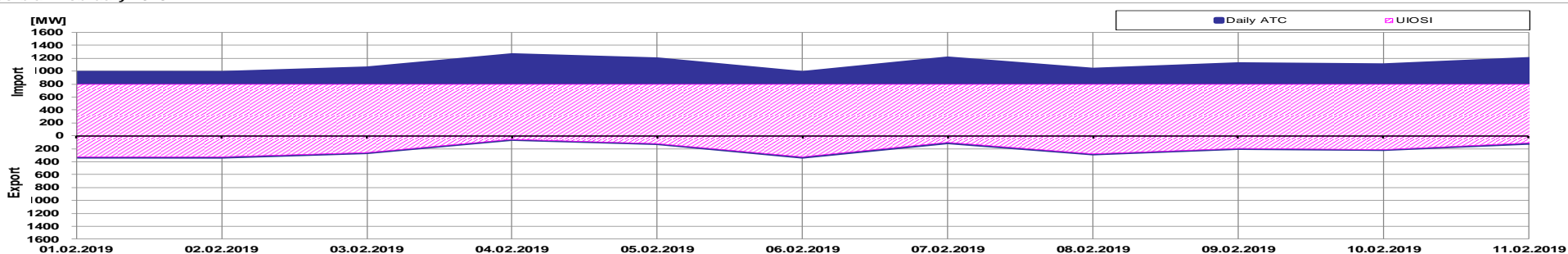
Daily Income [Euro]		Remuneration UIOSI [Euro]	
RO-BG	BG-RO	RO-BG	BG-RO
19207	524355	12730	428470
543561		441200	

TSO Income (Z-R) [Euro]	RO TSO Income (Z-R) [Euro]
102361	51181

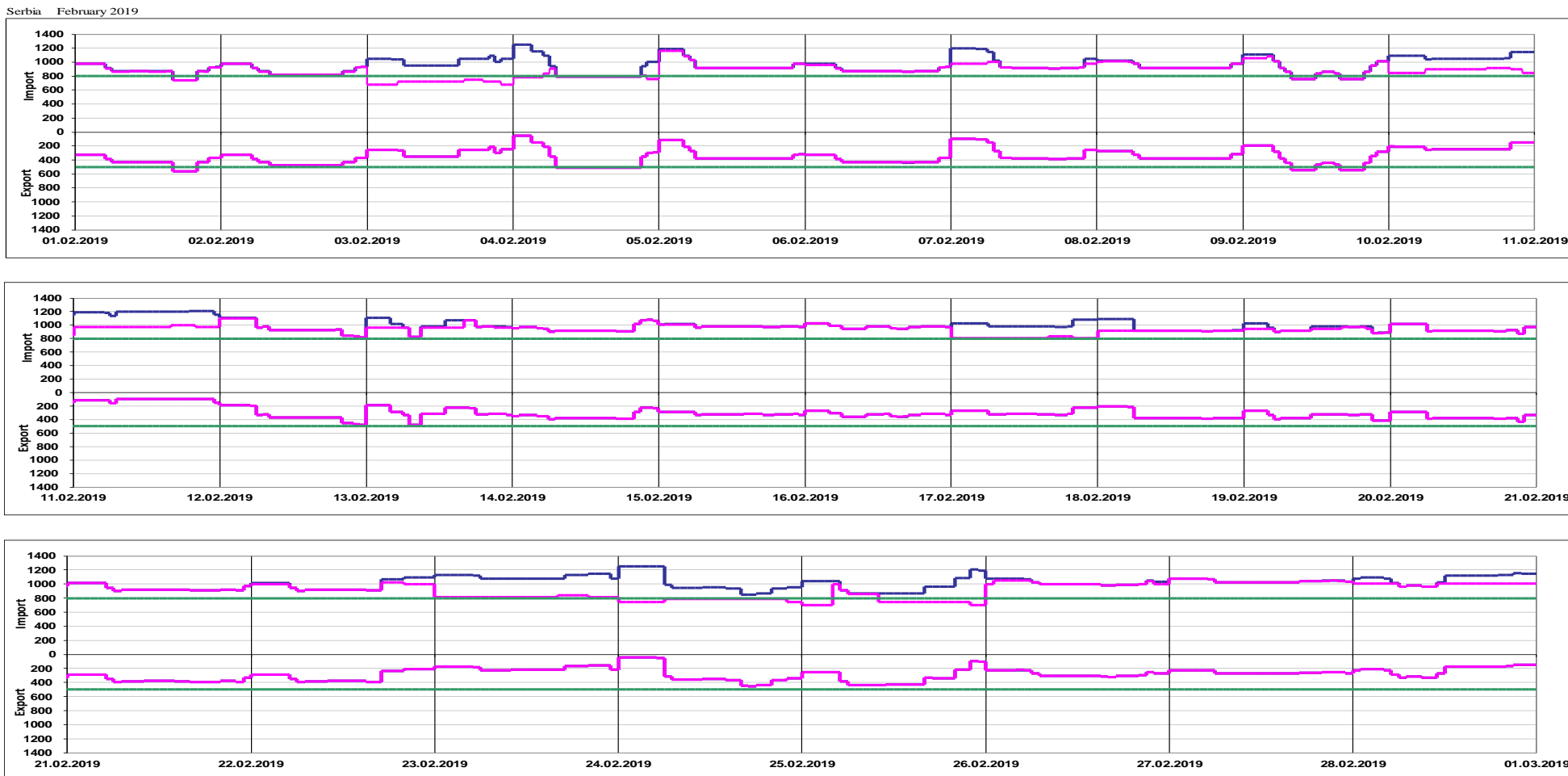
Unused Capacity [MW] average value	
RO-RS	RS-RO
305	791



Serbia February 2019



Daily Auctions on Romanian – Serbian border



Offered Capacity on Daily Auction Import (+) / Export (-) [MW]

Allocated Capacity on Daily Auction Import (+) / Export (-) [MW]

Net Transfer Capacity (NTC) Import (+) / Export (-) [MW]

Daily Auctions on Romanian – Serbian border

Auction Price [Euro/MWh] – Export

Day	1	2	3	4	5	6	7	8	9	10	11	12	13	14	15	16	17	18	19	20	21	22	23	24	Max
1	0.54	0.54	0.56	0.56	0.32	0.23	0.17	0.17	0.17	0.20	0.20	0.20	0.17	0.17	0.17	0.17	0.12	0.12	0.12	0.12	0.17	0.17	0.23	0.23	0.56
2	0.42	0.42	0.42	0.42	0.42	0.36	0.55	0.25	0.25	0.25	0.25	0.25	0.25	0.25	0.25	0.42	0.55	0.42	0.42	0.42	0.36	0.25	0.64	0.82	0.82
3	0.40	0.52	0.67	0.58	0.41	0.40	0.09	0.09	0.09	0.09	0.09	0.09	0.09	0.09	0.09	0.27	0.27	0.27	0.19	0.19	0.38	0.27	1.99	2.48	2.48
4	6.69	5.05	5.05	1.00	0.62	0.44	0.21	0.03	0.03	0.03	0.03	0.03	0.03	0.03	0.03	0.03	0.03	0.03	0.03	0.03	0.03	0.25	0.68	1.36	6.69
5	6.69	6.69	5.25	6.00	5.00	3.00	0.43	0.32	0.32	0.32	0.32	0.32	0.32	0.32	0.32	0.32	0.32	0.32	0.32	0.32	0.38	0.42	0.42	0.68	6.69
6	0.30	0.17	0.17	0.17	0.17	0.14	0.12	0.12	0.12	0.12	0.12	0.12	0.12	0.12	0.12	0.12	0.12	0.12	0.12	0.12	0.39	0.87	4.00	5.05	5.05
7	20.00	20.00	20.00	20.00	9.00	3.11	1.26	0.40	0.16	0.14	0.14	0.14	0.14	0.14	0.14	0.14	0.14	0.14	0.14	0.14	0.19	0.30	0.75	0.75	20.00
8	0.66	0.66	0.66	0.66	0.66	0.56	0.36	0.27	0.27	0.27	0.27	0.27	0.27	0.27	0.27	0.27	0.27	0.32	0.32	0.32	0.32	0.56	0.75	0.75	0.75
9	0.62	0.43	0.43	0.43	0.43	0.27	0.14	0.11	0.07	0.07	0.07	0.07	0.09	0.11	0.11	0.09	0.07	0.07	0.07	0.07	0.14	0.27	0.66	0.66	0.66
10	0.46	0.46	0.46	0.46	0.46	0.53	0.44	0.44	0.44	0.44	0.60	0.60	0.60	0.60	0.60	0.60	0.44	0.44	0.44	0.44	0.64	1.61	1.75	2.20	2.20
11	3.51	4.17	4.17	3.51	2.51	1.55	1.08	0.66	0.66	0.66	0.66	0.66	0.66	0.66	0.66	0.66	0.49	0.46	0.46	0.48	0.71	1.50	3.00	2.88	4.17
12	1.15	1.82	1.15	1.15	1.15	0.66	0.29	0.22	0.22	0.42	0.42	0.57	0.57	0.50	0.22	0.22	0.22	0.22	0.22	0.22	0.15	0.15	1.56	1.56	1.82
13	4.12	7.12	6.57	5.00	3.00	2.00	0.18	0.03	0.03	0.12	0.12	0.12	0.12	0.34	0.34	0.34	0.39	0.38	0.12	0.12	0.18	0.12	0.34	0.34	7.12
14	0.36	0.21	0.21	0.21	0.18	0.12	0.11	0.09	0.09	0.09	0.11	0.11	0.11	0.11	0.11	0.11	0.11	0.11	0.11	0.11	0.26	0.55	1.52	0.82	1.52
15	4.00	4.63	5.00	5.00	4.00	1.15	0.52	0.52	0.52	0.52	0.52	0.52	0.52	0.52	0.52	0.52	0.26	0.18	0.12	0.12	0.26	0.18	0.26	0.18	5.00
16	0.83	0.83	0.83	0.83	0.34	0.34	0.17	0.22	0.31	0.31	0.66	0.66	0.66	0.66	0.50	0.32	0.22	0.36	0.25	0.22	0.22	0.31	0.32	0.23	0.83
17	0.37	0.31	0.31	0.31	0.31	0.31	0.24	0.22	0.22	0.22	0.22	0.22	0.22	0.22	0.16	0.16	0.16	0.16	0.22	0.25	0.56	0.56	1.11	1.56	1.56
18	2.01	2.01	1.67	1.02	0.66	0.34	0.16	0.16	0.16	0.16	0.16	0.16	0.16	0.16	0.16	0.16	0.16	0.16	0.16	0.16	0.16	0.16	0.16	0.16	2.01
19	0.66	0.66	0.66	0.66	0.46	0.22	0.07	0.07	0.07	0.07	0.07	0.46	0.52	0.33	0.33	0.37	0.41	0.50	0.60	0.66	1.54	1.06	2.25	4.11	4.11
20	4.03	4.00	3.22	3.22	1.11	1.11	0.11	0.12	0.12	0.12	0.12	0.12	0.12	0.12	0.12	0.12	0.12	0.09	0.09	0.09	0.12	0.07	0.80	1.50	4.03
21	4.00	3.93	2.79	1.11	0.77	0.14	0.11	0.11	0.11	0.12	0.12	0.12	0.12	0.12	0.12	0.11	0.11	0.11	0.11	0.11	0.12	0.12	0.23	0.41	4.00
22	0.49	0.46	0.46	0.46	0.49	0.24	0.06	0.06	0.06	0.08	0.08	0.09	0.09	0.09	0.09	0.12	0.12	4.00	4.00	4.00	4.15	10.00	10.00	10.27	10.27
23	11.00	14.00	14.00	14.00	11.30	8.20	6.00	6.00	6.00	6.00	5.70	5.70	5.56	5.56	4.56	1.15	0.70	0.43	0.43	0.43	0.56	0.56	0.56	0.54	14.00
24	2.89	2.89	2.89	2.89	2.89	0.55	0.11	0.11	0.11	0.11	0.11	0.11	0.11	0.11	0.09	0.09	0.02	0.02	0.03	0.03	0.03	0.03	0.06	0.06	2.89
25	0.36	0.36	0.36	0.36	0.36	0.18	0.09	0.09	0.09	0.09	0.09	0.09	0.16	0.16	0.16	0.16	0.18	0.13	0.16	0.16	1.48	2.55	4.55	4.55	4.55
26	4.61	4.15	4.15	4.53	1.55	0.74	0.26	0.21	0.21	0.21	0.22	0.26	0.36	0.36	0.36	0.28	0.26	0.22	0.26	0.52	0.52	2.55	5.00	7.13	7.13
27	6.00	9.00	9.00	10.00	6.00	1.85	0.88	0.88	0.88	1.80	1.85	4.00	2.00	1.85	1.48	0.74	0.50	0.52	0.52	0.50	0.52	0.52	0.50	1.48	10.00
28	0.36	0.36	0.36	0.36	0.36	0.21	0.12	0.13	0.13	0.12	0.12	0.52	1.48	0.82	0.74	0.82	0.82	0.56	0.56	0.74	0.74	1.85	6.00	6.00	6.00

Serbia

February 2019

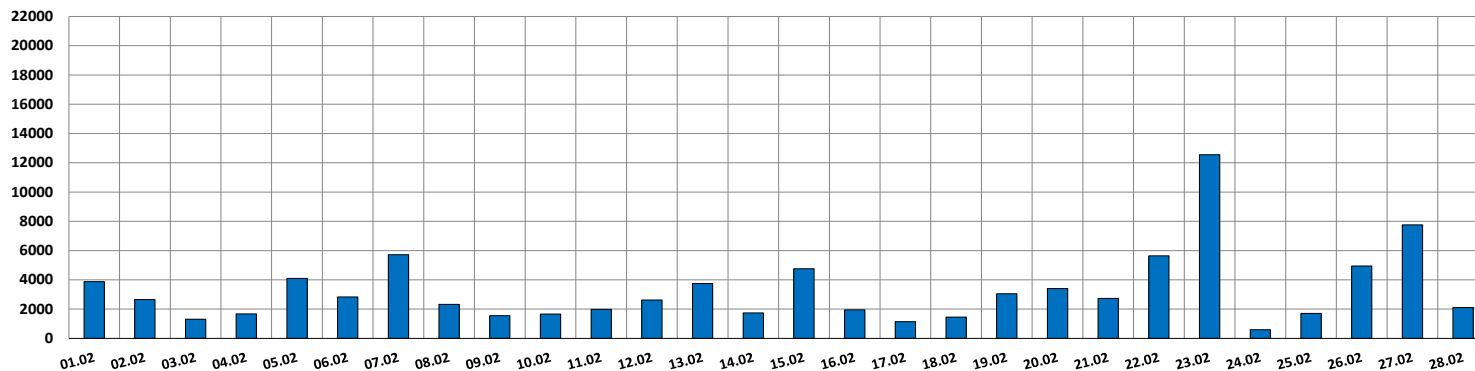
Daily Auctions on Romanian – Serbian border

Auction Price [Euro/MWh] – Import

Day	1	2	3	4	5	6	7	8	9	10	11	12	13	14	15	16	17	18	19	20	21	22	23	24	Max	
1	0.01	0.01	0.01	0.01	0.01	0.05	0.05	0.05	0.05	0.05	0.05	0.05	0.05	0.05	0.05	0.25	1.20	1.56	1.56	1.56	0.35	0.05	0.05	0.05	0.05	1.56
2	0.01	0.01	0.01	0.01	0.01	0.03	0.08	0.08	0.10	0.10	0.10	0.10	0.10	0.10	0.10	0.10	0.11	0.12	0.12	0.10	0.08	0.08	0.03	0.03	0.03	0.12
3	0.00	0.00	0.00	0.00	0.00	0.00	0.00	0.00	0.00	0.00	0.00	0.00	0.00	0.00	0.00	0.00	0.00	0.00	0.00	0.00	0.00	0.00	0.00	0.00	0.00	0.00
4	0.00	0.00	0.00	0.00	0.00	0.00	0.00	0.11	0.11	0.11	0.11	0.11	0.10	0.11	0.06	0.06	0.15	0.15	0.15	0.10	0.10	0.00	0.00	0.00	0.00	0.15
5	0.00	0.00	0.00	0.00	0.04	0.04	0.06	0.06	0.06	0.06	0.07	0.07	0.06	0.06	0.06	0.06	0.07	0.06	0.06	0.06	0.06	0.06	0.06	0.04	0.04	0.07
6	0.00	0.00	0.00	0.00	0.00	0.01	0.04	0.05	0.05	0.05	0.05	0.05	0.05	0.05	0.05	0.05	0.04	0.04	0.04	0.04	0.04	0.04	0.01	0.01	0.01	0.05
7	0.00	0.00	0.00	0.00	0.00	0.00	0.00	0.00	0.03	0.03	0.03	0.03	0.03	0.03	0.03	0.05	0.07	0.07	0.07	0.07	0.05	0.03	0.03	0.00	0.00	0.07
8	0.00	0.00	0.00	0.00	0.00	0.00	0.05	0.12	0.12	0.12	0.11	0.11	0.11	0.11	0.11	0.05	0.12	0.05	0.05	0.05	0.03	0.03	0.01	0.01	0.01	0.12
9	0.00	0.00	0.00	0.00	0.00	0.02	0.07	0.10	0.15	0.15	0.11	0.11	0.09	0.07	0.07	0.09	0.16	0.16	0.16	0.16	0.09	0.05	0.01	0.01	0.01	0.16
10	0.00	0.00	0.00	0.00	0.00	0.00	0.00	0.00	0.00	0.00	0.00	0.00	0.00	0.00	0.00	0.00	0.00	0.00	0.00	0.00	0.00	0.00	0.00	0.00	0.00	0.00
11	0.00	0.00	0.00	0.00	0.00	0.00	0.00	0.00	0.00	0.00	0.00	0.00	0.00	0.00	0.00	0.00	0.00	0.00	0.00	0.00	0.00	0.00	0.00	0.00	0.00	0.00
12	0.00	0.00	0.00	0.00	0.00	0.00	0.02	0.02	0.03	0.03	0.03	0.03	0.03	0.03	0.03	0.03	0.05	0.05	0.05	0.05	0.05	0.05	0.05	0.05	0.05	0.05
13	0.00	0.00	0.00	0.00	0.00	0.00	0.00	0.02	0.02	0.00	0.00	0.00	0.00	0.00	0.00	0.00	0.12	0.12	0.16	0.16	0.08	0.00	0.00	0.00	0.00	0.16
14	0.05	0.05	0.05	0.05	0.05	0.05	0.20	0.22	0.22	0.22	0.06	0.06	0.06	0.06	0.06	0.06	0.06	0.06	0.06	0.06	0.05	0.02	0.02	0.02	0.02	0.22
15	0.02	0.02	0.02	0.02	0.02	0.02	0.02	0.02	0.02	0.02	0.02	0.02	0.02	0.02	0.02	0.02	0.02	0.02	0.03	0.03	0.03	0.02	0.02	0.02	0.02	0.03
16	0.01	0.01	0.01	0.01	0.01	0.01	0.02	0.02	0.02	0.02	0.02	0.02	0.02	0.02	0.02	0.02	0.06	0.06	0.06	0.06	0.06	0.05	0.03	0.02	0.02	0.06
17	0.00	0.00	0.00	0.00	0.00	0.00	0.00	0.00	0.00	0.00	0.00	0.00	0.00	0.00	0.00	0.00	0.00	0.00	0.00	0.00	0.00	0.00	0.00	0.00	0.00	0.00
18	0.00	0.00	0.00	0.00	0.00	0.00	0.01	0.01	0.01	0.01	0.01	0.01	0.01	0.01	0.01	0.01	0.02	0.02	0.02	0.02	0.02	0.02	0.00	0.00	0.00	0.02
19	0.00	0.00	0.00	0.00	0.00	0.01	0.01	0.01	0.01	0.01	0.01	0.00	0.00	0.00	0.00	0.00	0.00	0.00	0.00	0.00	0.00	0.01	0.01	0.01	0.01	0.01
20	0.01	0.01	0.01	0.01	0.01	0.01	0.02	0.02	0.02	0.02	0.02	0.02	0.02	0.02	0.02	0.03	0.04	0.07	0.07	0.05	0.04	0.03	0.02	0.02	0.02	0.07
21	0.01	0.02	0.02	0.02	0.02	0.02	0.05	0.05	0.05	0.05	0.05	0.05	0.05	0.05	0.05	0.05	0.05	0.05	0.05	0.05	0.05	0.05	0.02	0.02	0.02	0.05
22	0.00	0.00	0.00	0.00	0.00	0.01	0.03	0.01	0.01	0.01	0.01	0.01	0.01	0.01	0.01	0.01	0.03	0.00	0.00	0.00	0.00	0.00	0.00	0.00	0.00	0.03
23	0.00	0.00	0.00	0.00	0.00	0.00	0.00	0.00	0.00	0.00	0.00	0.00	0.00	0.00	0.00	0.00	0.00	0.00	0.00	0.00	0.00	0.00	0.00	0.00	0.00	0.00
24	0.00	0.00	0.00	0.00	0.00	0.03	0.10	0.10	0.10	0.10	0.00	0.00	0.00	0.00	0.00	0.00	0.00	0.00	0.00	0.00	0.00	0.00	0.00	0.00	0.00	0.10
25	0.00	0.00	0.00	0.00	0.00	0.00	0.02	0.02	0.02	0.02	0.01	0.01	0.01	0.01	0.01	0.01	0.01	0.01	0.01	0.01	0.01	0.01	0.00	0.00	0.00	0.02
26	0.00	0.00	0.00	0.00	0.00	0.00	0.01	0.01	0.01	0.01	0.01	0.01	0.01	0.01	0.01	0.01	0.01	0.01	0.01	0.01	0.01	0.01	0.00	0.00	0.00	0.02
27	0.01	0.01	0.01	0.01	0.01	0.01	0.01	0.01	0.01	0.01	0.01	0.01	0.01	0.01	0.01	0.01	0.01	0.02	0.02	0.03	0.03	0.02	0.01	0.01	0.01	0.03
28	0.00	0.00	0.00	0.00	0.00	0.00	0.01	0.01	0.01	0.01	0.01	0.00	0.00	0.00	0.00	0.00	0.00	0.00	0.00	0.00	0.00	0.00	0.00	0.00	0.00	0.01

Serbia February 2019

Congestion Income RO



Day	Congestion Income border RO-RS [Euro]	Congestion Income RO [Euro]
01.02	7746	3873
02.02	5308	2654
03.02	2624	1312
04.02	3355	1677
05.02	8191	4096
06.02	5660	2830
07.02	11444	5722
08.02	4644	2322
09.02	3102	1551
10.02	3317	1658
11.02	3975	1987
12.02	5238	2619
13.02	7487	3744
14.02	3471	1736
15.02	9512	4756
16.02	3902	1951
17.02	2281	1141
18.02	2915	1458
19.02	6099	3050
20.02	6800	3400
21.02	5472	2736
22.02	11291	5645
23.02	25114	12557
24.02	1187	594
25.02	3408	1704
26.02	9897	4948
27.02	15514	7757
28.02	4214	2107
Total	183168	91584

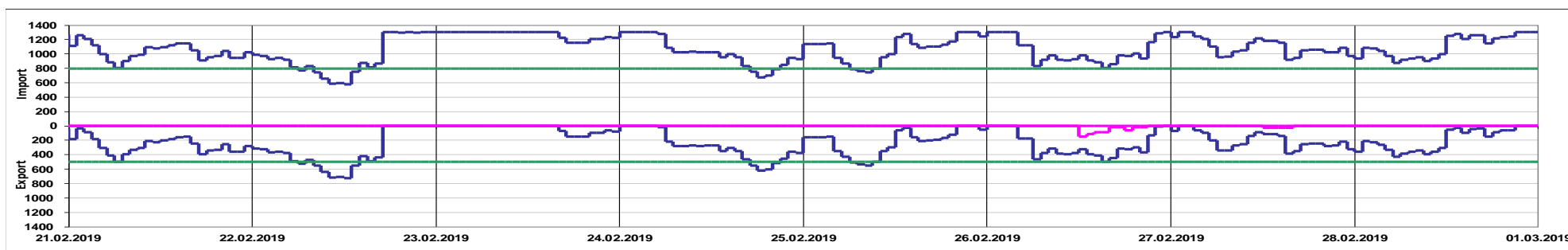
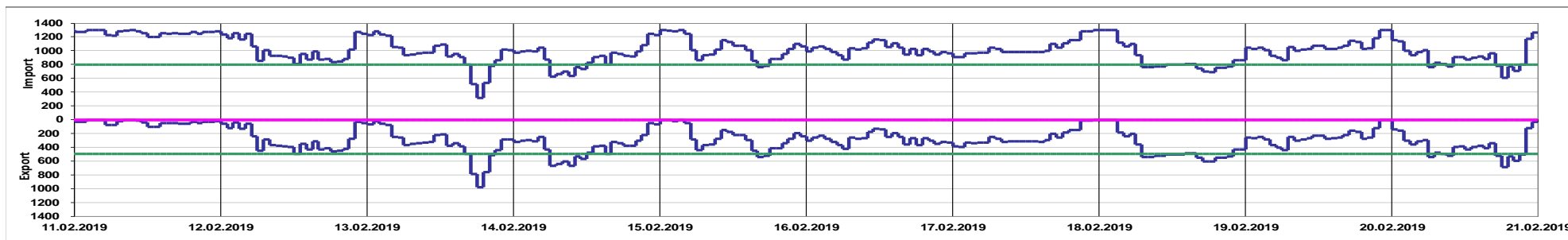
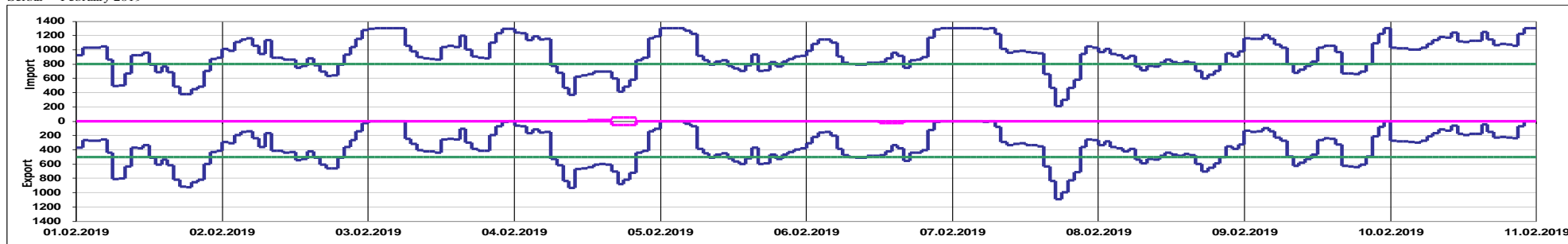
Daily Income [Euro]		Remuneration UIOSI [Euro]	
RO-RS	RS-RO	RO-RS	RS-RO
163081	20086	161594	17506
183168		179100	

TSO Income (Z-R) [Euro]	RO TSO Income (Z-R) [Euro]
4068	2034

Intraday Auctions on Romanian – Serbian border

Societate Administrată în sistem Dualist

Serbia February 2019



Offered Capacity on Intraday Auction Import (+) / Export (-) [MW]

Allocated Capacity on Intraday Auction Import (+) / Export (-) [MW]

Net Transfer Capacity (NTC) Import (+) / Export (-) [MW]

Intraday Auctions on Romanian – Serbian border

Auction Price [Euro/MWh] - Export

Day	1	2	3	4	5	6	7	8	9	10	11	12	13	14	15	16	17	18	19	20	21	22	23	24	Max
1	0.00	0.00	0.00	0.00	0.00	0.00	0.00	0.00	0.00	0.00	0.00	0.00	0.00	0.00	0.00	0.00	0.00	0.00	0.00	0.00	0.00	0.00	0.00	0.00	0.00
2	0.00	0.00	0.00	0.00	0.00	0.00	0.00	0.00	0.00	0.00	0.00	0.00	0.00	0.00	0.00	0.00	0.00	0.00	0.00	0.00	0.00	0.00	0.00	0.00	0.00
3	0.00	-	-	-	-	-	0.00	0.00	0.00	0.00	0.00	0.00	0.00	0.00	0.00	0.00	0.00	0.00	0.00	0.00	0.00	0.00	0.00	0.00	0.00
4	0.00	0.00	0.00	0.00	0.00	0.00	0.00	0.00	0.00	0.00	0.00	0.00	0.00	0.00	0.00	0.00	0.00	0.00	0.00	0.00	0.00	0.00	0.00	0.00	0.00
5	-	-	-	-	0.00	0.00	0.00	0.00	0.00	0.00	0.00	0.00	0.00	0.00	0.00	0.00	0.00	0.00	0.00	0.00	0.00	0.00	0.00	0.00	0.00
6	0.00	0.00	0.00	0.00	0.00	0.00	0.00	0.00	0.00	0.00	0.00	0.00	0.00	0.00	0.00	0.00	0.00	0.00	0.00	0.00	0.00	0.00	0.00	0.00	0.00
7	0.00	-	-	-	-	0.00	-	0.00	0.00	0.00	0.00	0.00	0.00	0.00	0.00	0.00	0.00	0.00	0.00	0.00	0.00	0.00	0.00	0.00	0.00
8	0.00	0.00	0.00	0.00	0.00	0.00	0.00	0.00	0.00	0.00	0.00	0.00	0.00	0.00	0.00	0.00	0.00	0.00	0.00	0.00	0.00	0.00	0.00	0.00	0.00
9	0.00	0.00	0.00	0.00	0.00	0.00	0.00	0.00	0.00	0.00	0.00	0.00	0.00	0.00	0.00	0.00	0.00	0.00	0.00	0.00	0.00	0.00	0.00	0.00	0.00
10	0.00	0.00	0.00	0.00	0.00	0.00	0.00	0.00	0.00	0.00	0.00	0.00	0.00	0.00	0.00	0.00	0.00	0.00	0.00	0.00	0.00	0.00	0.00	0.00	0.00
11	0.00	0.00	-	-	-	0.00	0.00	0.00	0.00	-	0.00	0.00	0.00	0.00	0.00	0.00	0.00	0.00	0.00	0.00	0.00	0.00	0.00	0.00	0.00
12	0.00	0.00	0.00	0.00	0.00	0.00	0.00	0.00	0.00	0.00	0.00	0.00	0.00	0.00	0.00	0.00	0.00	0.00	0.00	0.00	0.00	0.00	0.00	0.00	0.00
13	0.00	0.00	0.00	0.00	0.00	0.00	0.00	0.00	0.00	0.00	0.00	0.00	0.00	0.00	0.00	0.00	0.00	0.00	0.00	0.00	0.00	0.00	0.00	0.00	0.00
14	0.00	0.00	0.00	0.00	0.00	0.00	0.00	0.00	0.00	0.00	0.00	0.00	0.00	0.00	0.00	0.00	0.00	0.00	0.00	0.00	0.00	0.00	0.00	0.00	0.00
15	-	0.00	0.00	-	0.00	0.00	0.00	0.00	0.00	0.00	0.00	0.00	0.00	0.00	0.00	0.00	0.00	0.00	0.00	0.00	0.00	0.00	0.00	0.00	0.00
16	0.00	0.00	0.00	0.00	0.00	0.00	0.00	0.00	0.00	0.00	0.00	0.00	0.00	0.00	0.00	0.00	0.00	0.00	0.00	0.00	0.00	0.00	0.00	0.00	0.00
17	0.00	0.00	0.00	0.00	0.00	0.00	0.00	0.00	0.00	0.00	0.00	0.00	0.00	0.00	0.00	0.00	0.00	0.00	0.00	0.00	0.00	0.00	0.00	0.00	0.00
18	-	-	-	0.00	0.00	0.00	0.00	0.00	0.00	0.00	0.00	0.00	0.00	0.00	0.00	0.00	0.00	0.00	0.00	0.00	0.00	0.00	0.00	0.00	0.00
19	0.00	0.00	0.00	0.00	0.00	0.00	0.00	0.00	0.00	0.00	0.00	0.00	0.00	0.00	0.00	0.00	0.00	0.00	0.00	0.00	0.00	0.00	0.00	0.00	0.00
20	0.00	0.00	0.00	0.00	0.00	0.00	0.00	0.00	0.00	0.00	0.00	0.00	0.00	0.00	0.00	0.00	0.00	0.00	0.00	0.00	0.00	0.00	0.00	0.00	0.00
21	0.00	0.00	0.00	0.00	0.00	0.00	0.00	0.00	0.00	0.00	0.00	0.00	0.00	0.00	0.00	0.00	0.00	0.00	0.00	0.00	0.00	0.00	0.00	0.00	0.00
22	0.00	0.00	0.00	0.00	0.00	0.00	0.00	0.00	0.00	0.00	0.00	0.00	0.00	0.00	0.00	0.00	0.00	-	-	0.00	-	0.00	-	-	0.00
23	-	-	-	-	-	-	-	-	-	-	-	-	-	-	-	-	0.00	0.00	0.00	0.00	0.00	0.00	0.00	0.00	0.00
24	-	-	-	-	-	0.00	0.00	0.00	0.00	0.00	0.00	0.00	0.00	0.00	0.00	0.00	0.00	0.00	0.00	0.00	0.00	0.00	0.00	0.00	0.00
25	0.00	0.00	0.00	0.00	0.00	0.00	0.00	0.00	0.00	0.00	0.00	0.00	0.00	0.00	0.00	0.00	0.00	0.00	0.00	0.00	0.00	-	-	0.00	0.00
26	-	-	-	-	0.00	0.00	0.00	0.00	0.00	0.00	0.00	0.00	0.00	0.00	0.00	0.00	0.00	0.00	0.00	0.00	0.00	0.00	0.00	0.00	0.00
27	0.00	-	-	0.00	0.00	0.00	0.00	0.00	0.00	0.00	0.00	0.00	0.00	0.00	0.00	0.00	0.00	0.00	0.00	0.00	0.00	0.00	0.00	0.00	0.00
28	0.00	0.00	0.00	0.00	0.00	0.00	0.00	0.00	0.00	0.00	0.00	0.00	0.00	0.00	0.00	0.00	0.00	0.00	0.00	0.00	0.00	0.00	-	-	0.00

Serbia February 2019

Intraday Auctions on Romanian – Serbian border

Auction Price [Euro/MWh] - Import

Day	1	2	3	4	5	6	7	8	9	10	11	12	13	14	15	16	17	18	19	20	21	22	23	24	Max
1	0.00	0.00	0.00	0.00	0.00	0.00	0.00	0.00	0.00	0.00	0.00	0.00	0.00	0.00	0.00	0.00	0.00	0.00	0.00	0.00	0.00	0.00	0.00	0.00	0.00
2	0.00	0.00	0.00	0.00	0.00	0.00	0.00	0.00	0.00	0.00	0.00	0.00	0.00	0.00	0.00	0.00	0.00	0.00	0.00	0.00	0.00	0.00	0.00	0.00	0.00
3	0.00	0.00	0.00	0.00	0.00	0.00	0.00	0.00	0.00	0.00	0.00	0.00	0.00	0.00	0.00	0.00	0.00	0.00	0.00	0.00	0.00	0.00	0.00	0.00	0.00
4	0.00	0.00	0.00	0.00	0.00	0.00	0.00	0.00	0.00	0.00	0.00	0.00	0.00	0.00	0.00	0.00	0.00	0.00	0.00	0.00	0.00	0.00	0.00	0.00	0.00
5	0.00	0.00	0.00	0.00	0.00	0.00	0.00	0.00	0.00	0.00	0.00	0.00	0.00	0.00	0.00	0.00	0.00	0.00	0.00	0.00	0.00	0.00	0.00	0.00	0.00
6	0.00	0.00	0.00	0.00	0.00	0.00	0.00	0.00	0.00	0.00	0.00	0.00	0.00	0.00	0.00	0.00	0.00	0.00	0.00	0.00	0.00	0.00	0.00	0.00	0.00
7	0.00	0.00	0.00	0.00	0.00	0.00	0.00	0.00	0.00	0.00	0.00	0.00	0.00	0.00	0.00	0.00	0.00	0.00	0.00	0.00	0.00	0.00	0.00	0.00	0.00
8	0.00	0.00	0.00	0.00	0.00	0.00	0.00	0.00	0.00	0.00	0.00	0.00	0.00	0.00	0.00	0.00	0.00	0.00	0.00	0.00	0.00	0.00	0.00	0.00	0.00
9	0.00	0.00	0.00	0.00	0.00	0.00	0.00	0.00	0.00	0.00	0.00	0.00	0.00	0.00	0.00	0.00	0.00	0.00	0.00	0.00	0.00	0.00	0.00	0.00	0.00
10	0.00	0.00	0.00	0.00	0.00	0.00	0.00	0.00	0.00	0.00	0.00	0.00	0.00	0.00	0.00	0.00	0.00	0.00	0.00	0.00	0.00	0.00	0.00	0.00	0.00
11	0.00	0.00	0.00	0.00	0.00	0.00	0.00	0.00	0.00	0.00	0.00	0.00	0.00	0.00	0.00	0.00	0.00	0.00	0.00	0.00	0.00	0.00	0.00	0.00	0.00
12	0.00	0.00	0.00	0.00	0.00	0.00	0.00	0.00	0.00	0.00	0.00	0.00	0.00	0.00	0.00	0.00	0.00	0.00	0.00	0.00	0.00	0.00	0.00	0.00	0.00
13	0.00	0.00	0.00	0.00	0.00	0.00	0.00	0.00	0.00	0.00	0.00	0.00	0.00	0.00	0.00	0.00	0.00	0.00	0.00	0.00	0.00	0.00	0.00	0.00	0.00
14	0.00	0.00	0.00	0.00	0.00	0.00	0.00	0.00	0.00	0.00	0.00	0.00	0.00	0.00	0.00	0.00	0.00	0.00	0.00	0.00	0.00	0.00	0.00	0.00	0.00
15	0.00	0.00	0.00	0.00	0.00	0.00	0.00	0.00	0.00	0.00	0.00	0.00	0.00	0.00	0.00	0.00	0.00	0.00	0.00	0.00	0.00	0.00	0.00	0.00	0.00
16	0.00	0.00	0.00	0.00	0.00	0.00	0.00	0.00	0.00	0.00	0.00	0.00	0.00	0.00	0.00	0.00	0.00	0.00	0.00	0.00	0.00	0.00	0.00	0.00	0.00
17	0.00	0.00	0.00	0.00	0.00	0.00	0.00	0.00	0.00	0.00	0.00	0.00	0.00	0.00	0.00	0.00	0.00	0.00	0.00	0.00	0.00	0.00	0.00	0.00	0.00
18	0.00	0.00	0.00	0.00	0.00	0.00	0.00	0.00	0.00	0.00	0.00	0.00	0.00	0.00	0.00	0.00	0.00	0.00	0.00	0.00	0.00	0.00	0.00	0.00	0.00
19	0.00	0.00	0.00	0.00	0.00	0.00	0.00	0.00	0.00	0.00	0.00	0.00	0.00	0.00	0.00	0.00	0.00	0.00	0.00	0.00	0.00	0.00	0.00	0.00	0.00
20	0.00	0.00	0.00	0.00	0.00	0.00	0.00	0.00	0.00	0.00	0.00	0.00	0.00	0.00	0.00	0.00	0.00	0.00	0.00	0.00	0.00	0.00	0.00	0.00	0.00
21	0.00	0.00	0.00	0.00	0.00	0.00	0.00	0.00	0.00	0.00	0.00	0.00	0.00	0.00	0.00	0.00	0.00	0.00	0.00	0.00	0.00	0.00	0.00	0.00	0.00
22	0.00	0.00	0.00	0.00	0.00	0.00	0.00	0.00	0.00	0.00	0.00	0.00	0.00	0.00	0.00	0.00	0.00	0.00	0.00	0.00	0.00	0.00	0.00	0.00	0.00
23	0.00	0.00	0.00	0.00	0.00	0.00	0.00	0.00	0.00	0.00	0.00	0.00	0.00	0.00	0.00	0.00	0.00	0.00	0.00	0.00	0.00	0.00	0.00	0.00	0.00
24	0.00	0.00	0.00	0.00	0.00	0.00	0.00	0.00	0.00	0.00	0.00	0.00	0.00	0.00	0.00	0.00	0.00	0.00	0.00	0.00	0.00	0.00	0.00	0.00	0.00
25	0.00	0.00	0.00	0.00	0.00	0.00	0.00	0.00	0.00	0.00	0.00	0.00	0.00	0.00	0.00	0.00	0.00	0.00	0.00	0.00	0.00	0.00	0.00	0.00	0.00
26	0.00	0.00	0.00	0.00	0.00	0.00	0.00	0.00	0.00	0.00	0.00	0.00	0.00	0.00	0.00	0.00	0.00	0.00	0.00	0.00	0.00	0.00	0.00	0.00	0.00
27	0.00	0.00	0.00	0.00	0.00	0.00	0.00	0.00	0.00	0.00	0.00	0.00	0.00	0.00	0.00	0.00	0.00	0.00	0.00	0.00	0.00	0.00	0.00	0.00	0.00
28	0.00	0.00	0.00	0.00	0.00	0.00	0.00	0.00	0.00	0.00	0.00	0.00	0.00	0.00	0.00	0.00	0.00	0.00	0.00	0.00	0.00	0.00	0.00	0.00	0.00

Serbia

February 2019

Statistics on Monthly Auction

February 2019		1	2	3	4	5	6	7	8	9	10	11	12	13	14	15	16	17	18	19	20	21	22	23	24	25	26	27	28
Hungary export	Number of Capacity Traders	26	26	26	26	26	26	26	26	26	26	26	26	26	26	26	26	26	26	26	26	26	26	26	26	26	26	26	26
	Number of Capacity Holders	11	11	11	11	11	11	11	11	11	11	11	11	11	11	11	11	11	11	11	11	11	11	11	11	11	11	11	11
	Number of Bids	147	147	147	147	147	147	147	147	147	147	147	147	147	147	147	147	147	147	147	147	147	147	147	147	147	147	147	147
Hungary import	Number of Capacity Traders	24	24	24	24	24	24	24	24	24	24	24	24	24	24	24	24	24	24	24	24	24	24	24	24	24	24	24	24
	Number of Capacity Holders	10	10	10	10	10	10	10	10	10	10	10	10	10	10	10	10	10	10	10	10	10	10	10	10	10	10	10	10
	Number of Bids	121	121	121	121	121	121	121	121	121	121	121	121	121	121	121	121	121	121	121	121	121	121	121	121	121	121	121	121
Bulgaria export	Number of Capacity Traders	19	19	19	19	19	19	19	19	19	19	19	19	19	19	19	19	19	19	19	19	19	19	19	19	19	19	19	19
	Number of Capacity Holders	10	10	10	10	10	10	10	10	10	10	10	10	10	10	10	10	10	10	10	10	10	10	10	10	10	10	10	10
	Number of Bids	51	51	51	51	51	51	51	51	51	51	51	51	51	51	51	51	51	51	51	51	51	51	51	51	51	51	51	51
Bulgaria import	Number of Capacity Traders	21	21	21	21	21	21	21	21	21	21	21	21	21	21	21	21	21	21	21	21	21	21	21	21	21	21	21	21
	Number of Capacity Holders	12	12	12	12	12	12	12	12	12	12	12	12	12	12	12	12	12	12	12	12	12	12	12	12	12	12	12	12
	Number of Bids	111	111	111	111	111	111	111	111	111	111	111	111	111	111	111	111	111	111	111	111	111	111	111	111	111	111	111	111
Serbia export	Number of Capacity Traders	10	10	10	10	10	10	10	10	10	10	10	10	10	10	10	10	10	10	10	10	10	10	10	10	10	10	10	10
	Number of Capacity Holders	7	7	7	7	7	7	7	7	7	7	7	7	7	7	7	7	7	7	7	7	7	7	7	7	7	7	7	7
	Number of Bids	66	66	66	66	66	66	66	66	66	66	66	66	66	66	66	66	66	66	66	66	66	66	66	66	66	66	66	66
Serbia import	Number of Capacity Traders	11	11	11	11	11	11	11	11	11	11	11	11	11	11	11	11	11	11	11	11	11	11	11	11	11	11	11	11
	Number of Capacity Holders	10	10	10	10	10	10	10	10	10	10	10	10	10	10	10	10	10	10	10	10	10	10	10	10	10	10	10	10
	Number of Bids	49	49	49	49	49	49	49	49	49	49	49	49	49	49	49	49	49	49	49	49	49	49	49	49	49	49	49	49
Ukraine export	Number of Capacity Traders	5	5	5	5	5	5	5	5	5	5	5	5	5	5	5	5	5	5	5	5	5	5	5	5	5	5	5	5
	Number of Capacity Holders	2	2	2	2	2	2	2	2	2	2	2	2	2	2	2	2	2	2	2	2	2	2	2	2	2	2	2	2
	Number of Bids	10	10	10	10	10	10	10	10	10	10	10	10	10	10	10	10	10	10	10	10	10	10	10	10	10	10	10	10
Ukraine import	Number of Capacity Traders	6	6	6	6	6	6	6	6	6	6	6	6	6	6	6	6	6	6	6	6	6	6	6	6	6	6	6	6
	Number of Capacity Holders	6	6	6	6	6	6	6	6	6	6	6	6	6	6	6	6	6	6	6	6	6	6	6	6	6	6	6	6
	Number of Bids	24	24	24	24	24	24	24	24	24	24	24	24	24	24	24	24	24	24	24	24	24	24	24	24	24	24	24	24
Moldavia import RO_Cioara	Number of Capacity Traders	-	-	-	-	-	-	-	-	-	-	-	-	-	-	-	-	-	-	-	-	-	-	-	-	-	-	-	-
	Number of Capacity Holders	-	-	-	-	-	-	-	-	-	-	-	-	-	-	-	-	-	-	-	-	-	-	-	-	-	-	-	-
	Number of Bids	-	-	-	-	-	-	-	-	-	-	-	-	-	-	-	-	-	-	-	-	-	-	-	-	-	-	-	-
Moldavia import RO_Costesti	Number of Capacity Traders	-	-	-	-	-	-	-	-	-	-	-	-	-	-	-	-	-	-	-	-	-	-	-	-	-	-	-	-
	Number of Capacity Holders	-	-	-	-	-	-	-	-	-	-	-	-	-	-	-	-	-	-	-	-	-	-	-	-	-	-	-	-
	Number of Bids	-	-	-	-	-	-	-	-	-	-	-	-	-	-	-	-	-	-	-	-	-	-	-	-	-	-	-	-
Moldavia import RO_Vulcanesti	Number of Capacity Traders	-	-	-	-	-	-	-	-	-	-	-	-	-	-	-	-	-	-	-	-	-	-	-	-	-	-	-	-
	Number of Capacity Holders	-	-	-	-	-	-	-	-	-	-	-	-	-	-	-	-	-	-	-	-	-	-	-	-	-	-	-	-
	Number of Bids	-	-	-	-	-	-	-	-	-	-	-	-	-	-	-	-	-	-	-	-	-	-	-	-	-	-	-	-

February 2019	Maximum	Minimum
Number of Capacity Traders	26	5
Number of Capacity Holders	12	2
Number of Bids	147	10

Statistics on Daily Auctions

February 2019		Daily Auctions																											
		1	2	3	4	5	6	7	8	9	10	11	12	13	14	15	16	17	18	19	20	21	22	23	24	25	26	27	28
Serbia Export	Maximum Number of Capacity Traders	8	9	7	7	8	8	9	8	7	7	6	7	8	7	8	7	6	6	7	7	7	8	9	5	6	7	7	7
	Maximum Number of Capacity Holders	6	7	5	7	6	6	7	5	7	6	4	6	7	6	5	5	4	5	7	7	5	7	5	5	6	5	6	5
	Maximum Number of Bids	26	32	22	21	31	31	27	27	27	22	19	29	27	25	29	29	24	22	30	29	27	29	27	17	18	28	28	25
Serbia Import	Maximum Number of Capacity Traders	9	7	6	7	8	7	7	8	7	6	6	6	8	8	7	7	6	6	7	7	6	6	5	5	6	7	7	6
	Maximum Number of Capacity Holders	7	6	6	7	8	7	7	8	7	6	6	6	8	8	7	7	6	6	7	7	6	6	5	5	6	7	7	6
	Maximum Number of Bids	39	27	20	24	30	25	25	29	28	20	21	26	32	34	24	29	20	21	23	26	26	24	18	18	25	24	26	22
Bulgaria Export	Maximum Number of Capacity Traders	7	5	6	6	6	7	7	7	5	5	5	6	6	6	6	4	5	6	6	6	6	8	8	5	7	5	6	9
	Maximum Number of Capacity Holders	6	3	6	6	6	7	6	6	5	5	5	6	6	5	6	4	5	6	5	5	5	6	7	5	5	5	6	7
	Maximum Number of Bids	19	16	18	17	18	17	20	17	14	14	15	12	12	12	14	12	12	12	13	15	16	18	19	11	19	14	18	18
Bulgaria Import	Maximum Number of Capacity Traders	12	11	11	11	12	11	10	13	10	9	9	12	10	11	11	11	10	12	13	11	13	10	8	10	11	10	9	10
	Maximum Number of Capacity Holders	9	8	7	8	9	8	7	8	5	6	6	8	7	8	8	6	6	6	9	8	11	8	8	7	6	8	7	7
	Maximum Number of Bids	28	33	30	27	28	23	24	28	24	26	19	23	23	26	25	30	26	25	27	25	28	21	22	23	21	24	20	19

Note: In the table are presented the daily maximum hourly values.

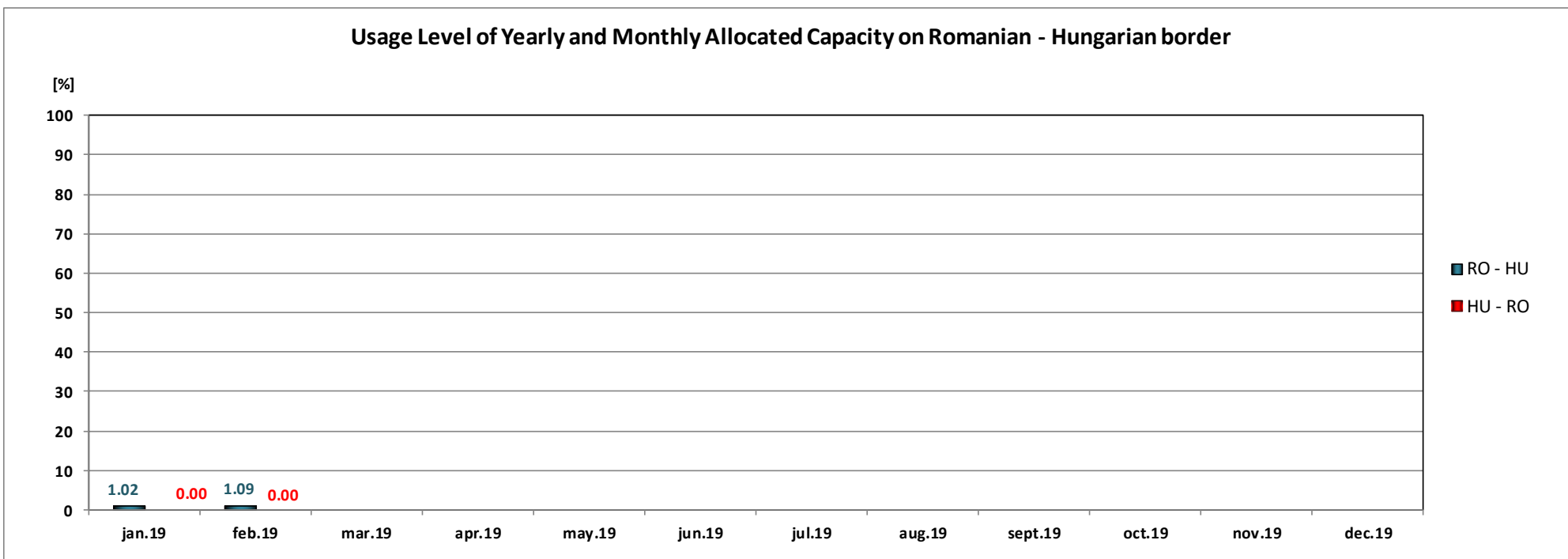
Statistics on Intraday Auctions

February 2019		Intraday Auctions																												
		1	2	3	4	5	6	7	8	9	10	11	12	13	14	15	16	17	18	19	20	21	22	23	24	25	26	27	28	
Hungary Export	Maximum Number of Capacity Traders	1	0	0	1	1	0	2	1	0	0	1	1	1	1	0	0	1	1	0	1	1	0	1	1	2	1	0	2	
	Maximum Number of Capacity Holders	1	-	-	1	1	-	2	1	-	-	1	1	1	1	-	-	1	1	-	1	1	-	1	1	2	1	-	2	
Hungary Import	Maximum Number of Capacity Traders	1	0	1	1	0	1	1	1	0	0	0	1	1	1	0	0	0	0	0	0	1	1	0	0	1	0	1	1	
	Maximum Number of Capacity Holders	1	-	1	1	-	1	1	1	-	-	-	1	1	1	-	-	-	-	-	-	1	1	-	-	1	-	1	1	
Serbia Export	Maximum Number of Capacity Traders	0	0	0	1	0	1	0	0	0	0	0	0	0	0	0	0	0	0	0	0	0	0	0	0	0	0	2	1	0
	Maximum Number of Capacity Holders	-	-	-	1	-	1	-	-	-	-	-	-	-	-	-	-	-	-	-	-	-	-	-	-	-	-	2	1	-
Serbia Import	Maximum Number of Capacity Traders	0	0	0	1	0	0	0	0	0	0	0	0	0	0	0	0	0	0	0	0	0	0	0	0	0	0	0	0	0
	Maximum Number of Capacity Holders	-	-	-	1	-	-	-	-	-	-	-	-	-	-	-	-	-	-	-	-	-	-	-	-	-	-	-	-	-

Note: In the table are presented the daily maximum hourly values.

Long term Auction on Romanian – Hungarian border

Usage Level of Allocated Capacity



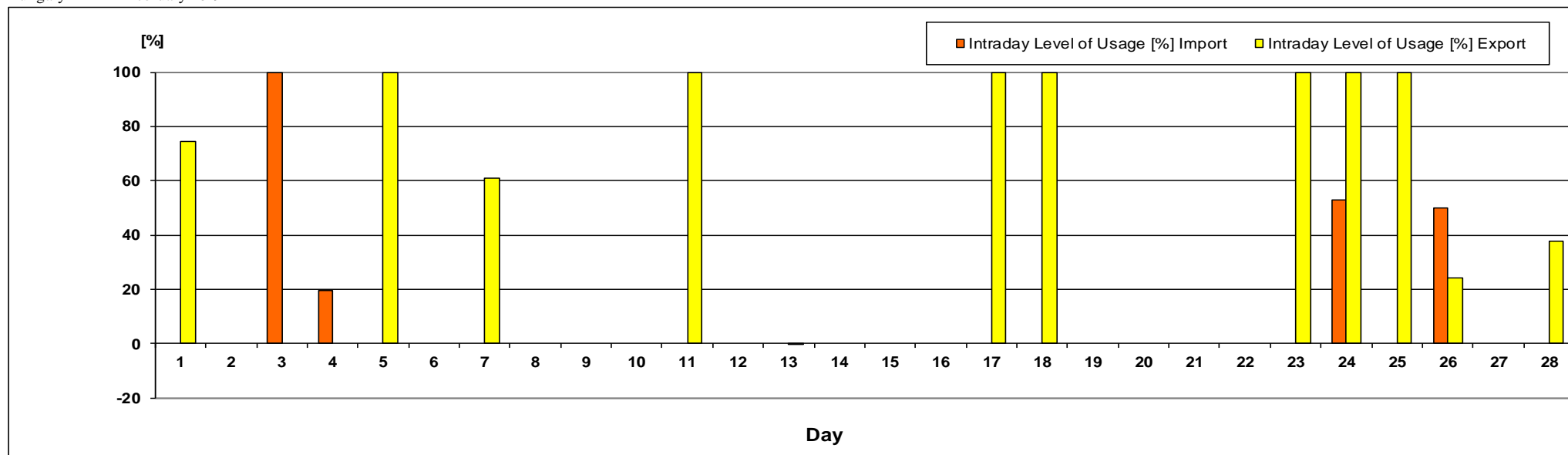
CET

Usage level of long term allocated capacity was calculated as ratio between nominated capacity and sum of allocated capacity at monthly auction and yearly auction after returns. From the beginning of the year, the average values (arithmetic) of usage level are: 1.05 % on export direction and 0 % on import direction.

Intraday Auctions on Romanian – Hungarian border

Usage Level of Intraday Allocated Capacity

Hungary February 2019



Intraday Level of Usage [%]

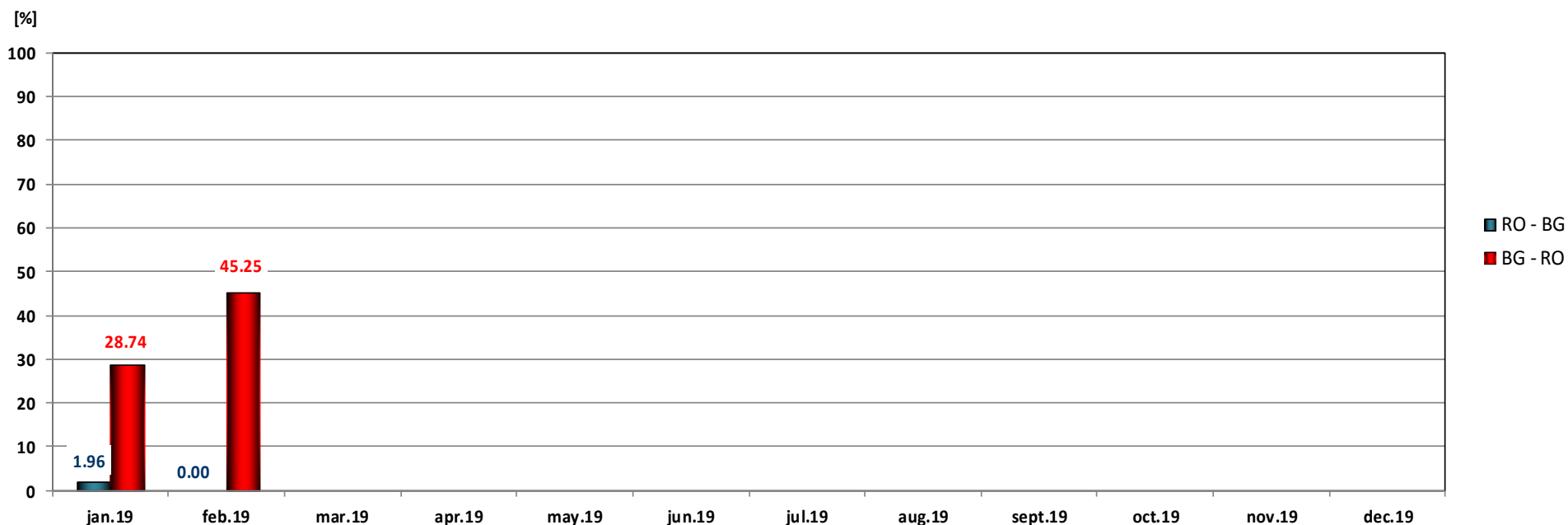
Intraday Level of Usage [%]	1	2	3	4	5	6	7	8	9	10	11	12	13	14	15	16	17	18	19	20	21	22	23	24	25	26	27	28
February 2019	0.00	-	100.00	19.54	-	0.00	0.00	0.00	-	-	-	0.00	0.00	0.00	-	-	-	-	-	0.00	0.00	-	-	52.78	-	50.00	0.00	0.00
Import	0.00	-	100.00	19.54	-	0.00	0.00	0.00	-	-	-	0.00	0.00	0.00	-	-	-	-	-	0.00	0.00	-	-	52.78	-	50.00	0.00	0.00
Export	74.42	-	-	0.00	100.00	-	60.78	0.00	-	-	100.00	0.00	0.00	0.00	-	-	100.00	100.00	-	0.00	0.00	-	100.00	100.00	100.00	24.17	-	37.50

Level of usage of intraday allocated capacity, calculated at monthly level, as ratio between sum of nominated intraday capacities and sum of intraday allocated capacities, has the following values:

- Import 9.24 [%]
- Export 54.76 [%]

Usage Level of Allocated Capacity

Usage Level of Yearly and Monthly Allocated Capacity on Romanian - Bulgarian border

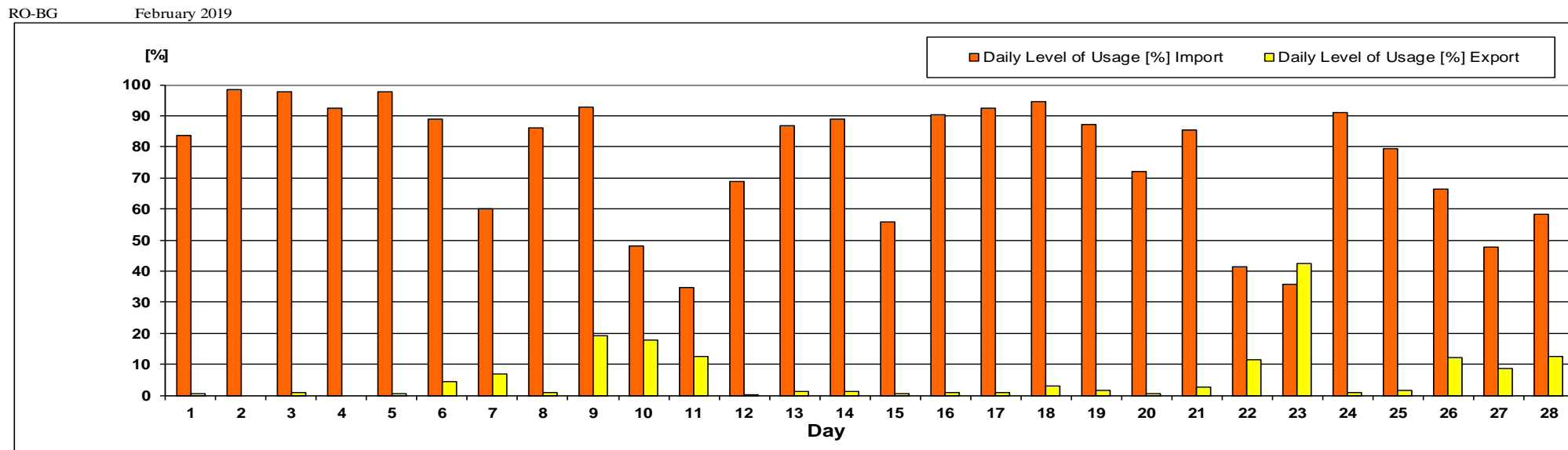


CET

Usage level of long term allocated capacity was calculated as ratio between nominated capacity and sum of allocated capacity at monthly auction and yearly auction after returns. From the beginning of the year, the average values (arithmetic) of usage level are: 0.98 % on export direction and 37 % on import direction.

Daily Auctions on Romanian – Bulgarian border

Usage Level of Daily Allocated Capacity

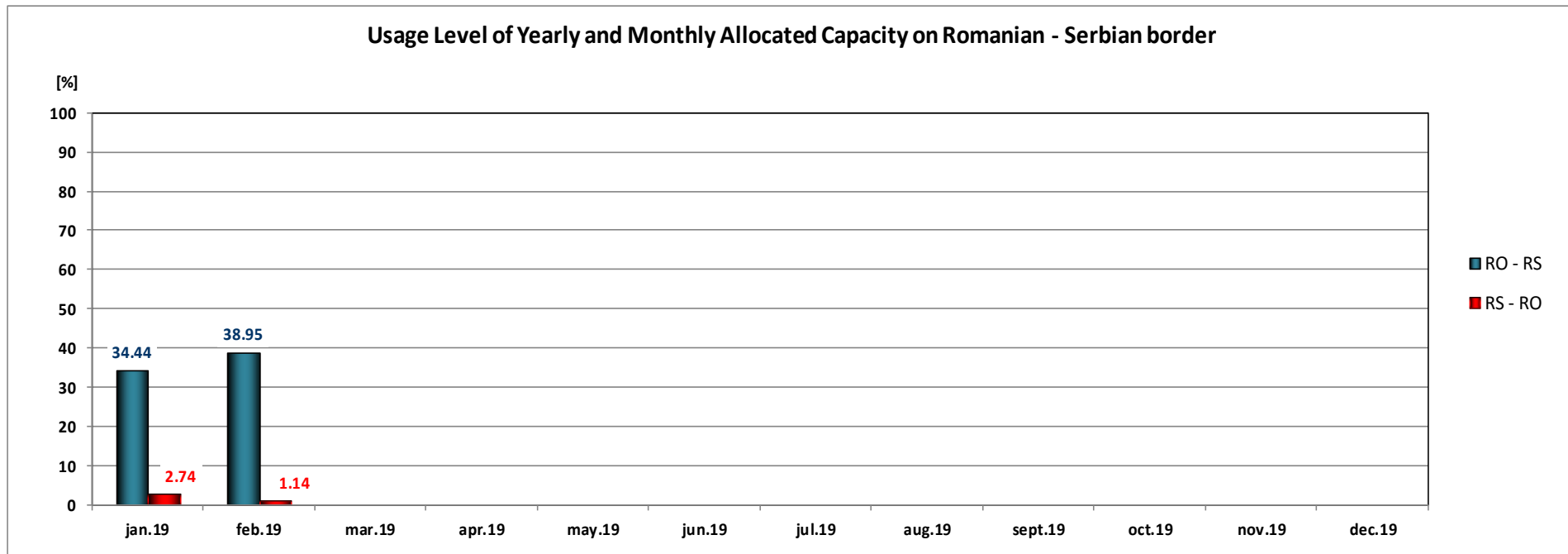


Daily Level of Usage [%]	
February 2019	
Import	83.59 98.55 97.87 92.40 97.77 88.76 60.18 85.94 92.79 47.94 34.54 68.74 86.66 88.80 55.67 90.26 92.60 94.63 87.23 72.01 85.40 41.24 35.75 90.94 79.40 66.50 47.63 58.27
Export	0.47 0.00 0.73 0.00 0.41 4.41 7.03 0.88 19.02 17.87 12.56 0.33 1.07 1.31 0.45 1.05 0.90 3.06 1.42 0.36 2.70 11.46 42.47 0.85 1.63 11.99 8.71 12.62

Level of usage of daily allocated capacity, calculated at monthly level, as ratio between sum of nominated daily capacities and sum of daily allocated capacities, has the following values:

- Import 74.43 [%]
- Export 5.83 [%]

Usage Level of Allocated Capacity



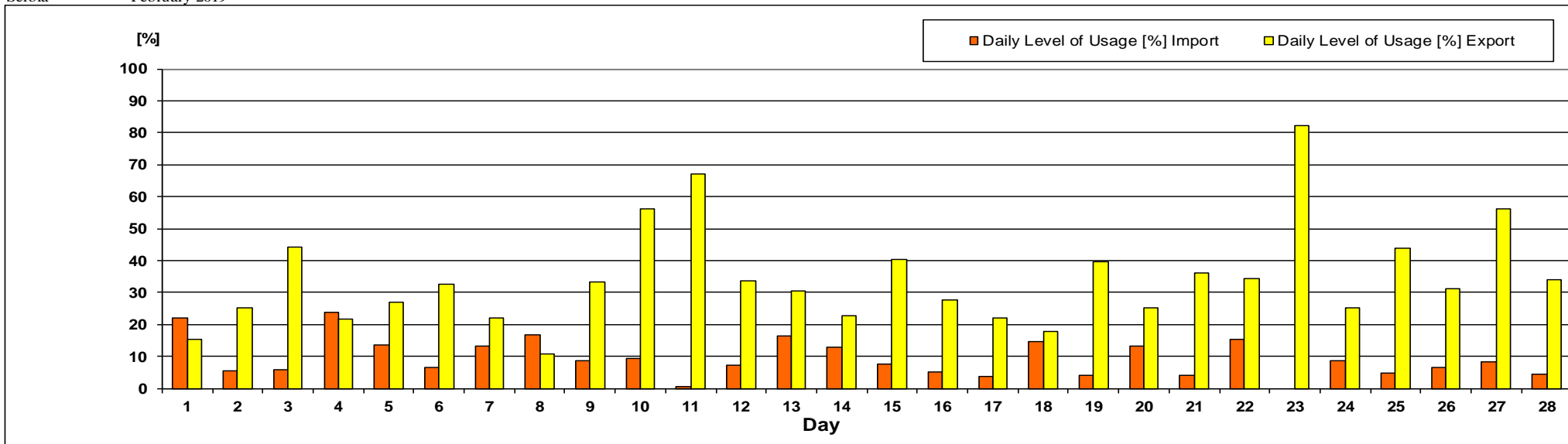
CET

Usage level of long term allocated capacity was calculated as ratio between nominated capacity and sum of allocated capacity at monthly auction and yearly auction after returns. From the beginning of the year, the average values (arithmetic) of usage level are: 36.7 % on export direction and 1.94 % on import direction.

Daily Auctions on Romanian – Serbian border

Usage Level of Daily Allocated Capacity

Serbia February 2019



Daily Level of Usage [%]

February 2019	1	2	3	4	5	6	7	8	9	10	11	12	13	14	15	16	17	18	19	20	21	22	23	24	25	26	27	28
Import	22.02	5.40	5.87	23.73	13.54	6.68	13.10	16.72	8.59	9.25	0.47	7.25	16.21	12.93	7.55	4.96	3.53	14.50	4.06	13.13	4.08	15.21	0.00	8.51	4.72	6.42	8.36	4.48
Export	15.30	25.11	44.05	21.62	26.92	32.43	22.05	10.60	33.32	56.28	67.00	33.67	30.55	22.67	40.41	27.78	22.04	17.65	39.59	25.20	36.21	34.26	82.34	25.03	43.97	31.05	56.17	33.84

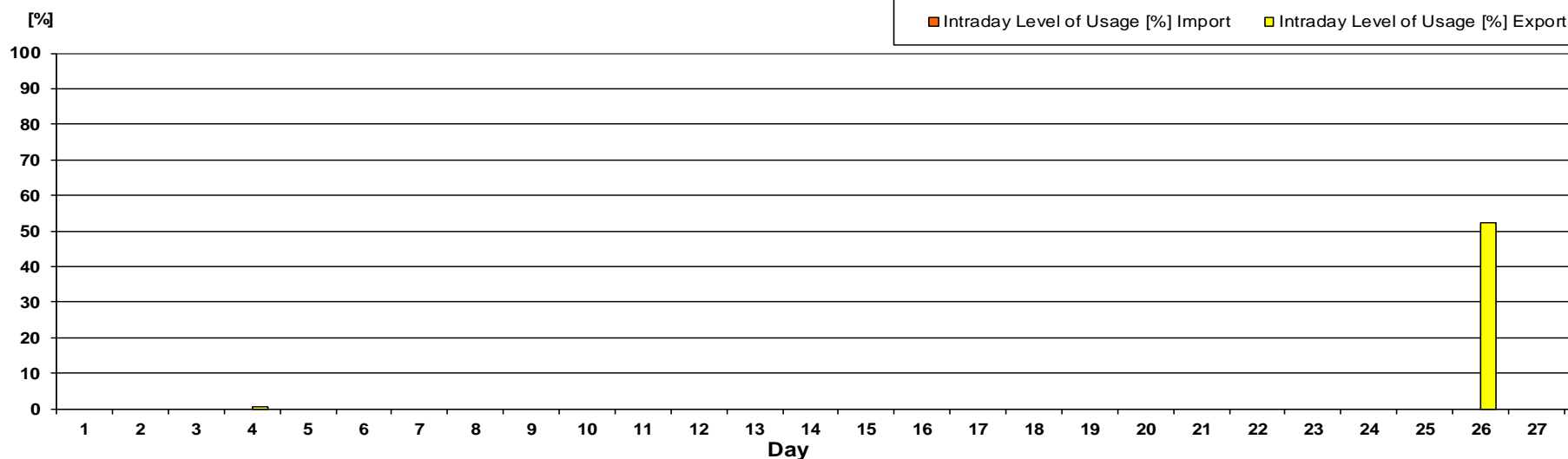
Level of usage of daily allocated capacity, calculated at monthly level, as ratio between sum of nominated daily capacities and sum of daily allocated capacities, has the following values:

- Import 9.35 [%]
- Export 31.81 [%]

Usage Level of Intraday Allocated Capacity

Serbia

February 2019



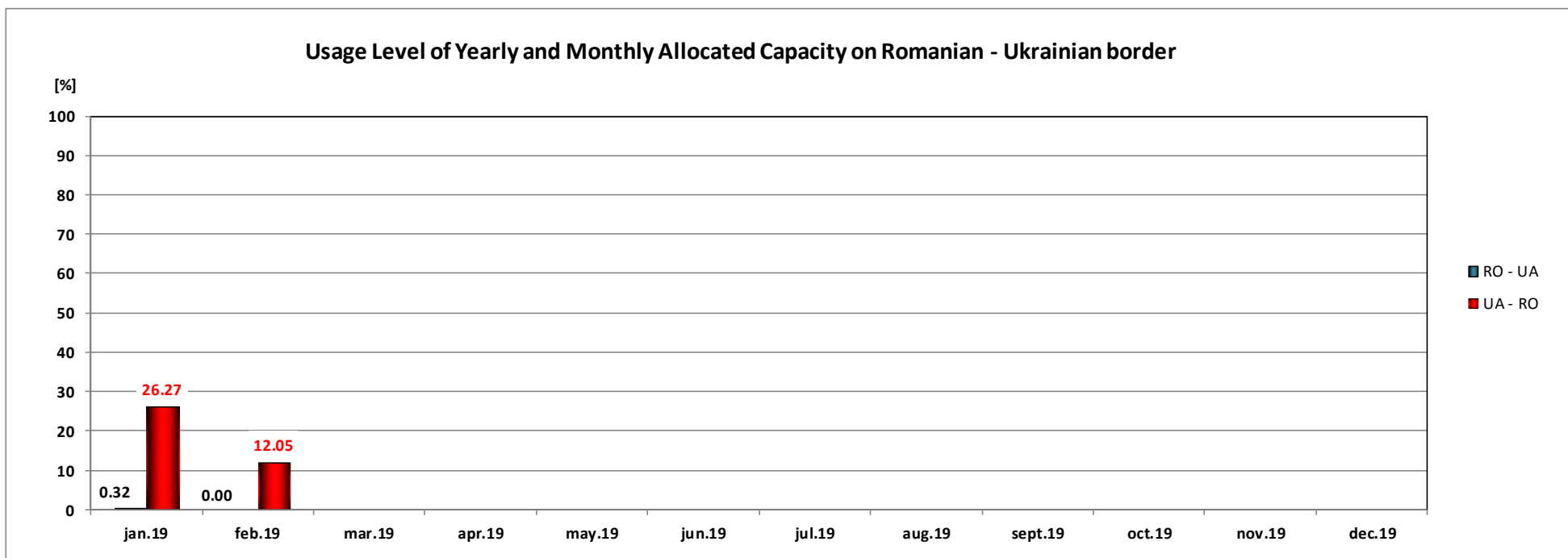
Intraday Level of Usage[%]

February 2019	1	2	3	4	5	6	7	8	9	10	11	12	13	14	15	16	17	18	19	20	21	22	23	24	25	26	27	28
Import	-	-	-	0.00	-	-	-	-	-	-	-	-	-	-	-	-	-	-	-	-	-	-	-	-	-	-	-	-
Export	-	-	-	0.50	-	0.00	-	-	-	-	-	-	-	-	-	-	-	-	-	-	-	-	-	-	-	52.14	0.00	-

Level of usage of intraday allocated capacity, calculated at monthly level, as ratio between sum of nominated intraday capacities and sum of intraday allocated capacities, has the following values:

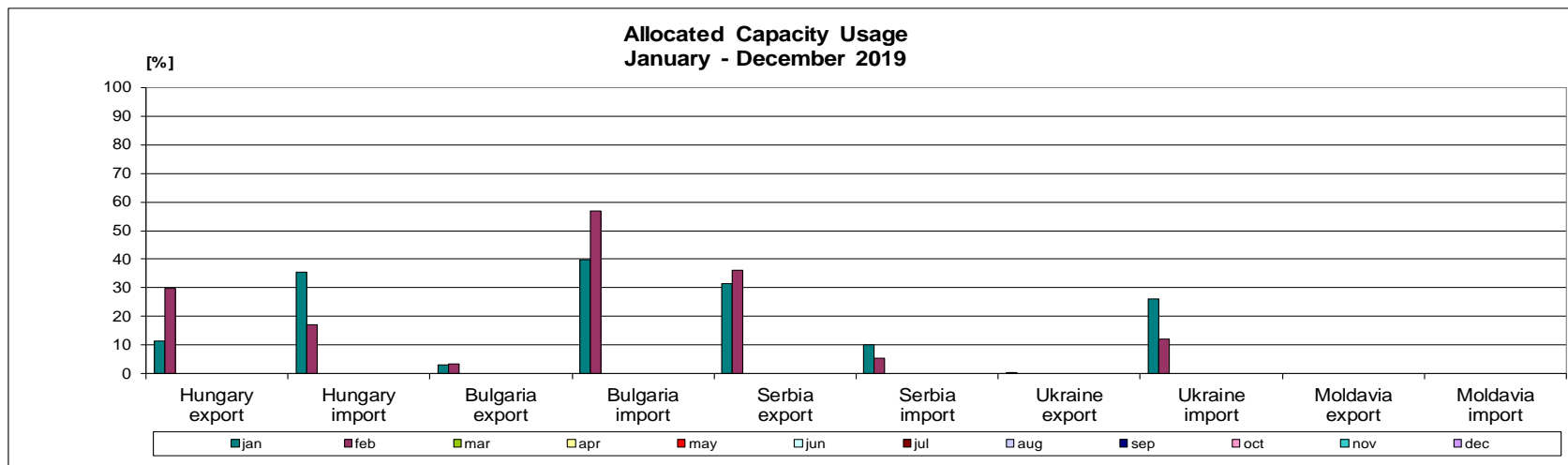
- Import 0 [%]
- Export 29.85 [%]

Usage Level of Allocated Capacity



CET

Usage level of long term allocated capacity was calculated as ratio between nominated capacity and sum of allocated capacity at monthly auction and yearly auction after returns. From the beginning of the year, the average values (arithmetic) of usage level are: 0.16 % on export direction and 19.16 % on import direction.

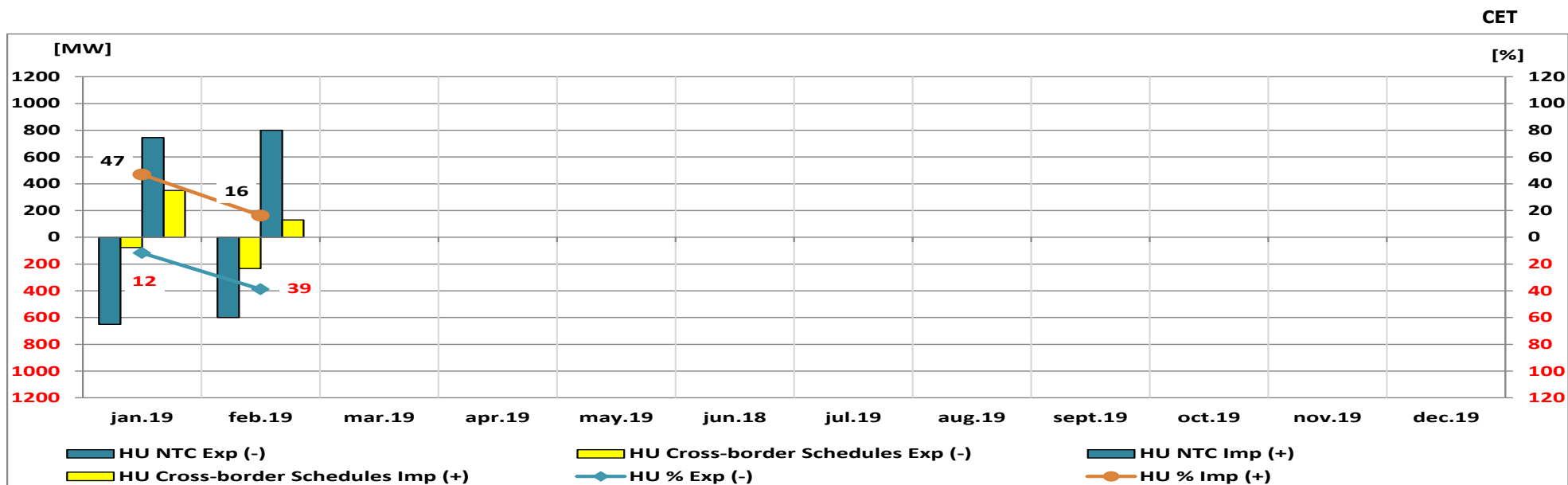


The level of usage of total capacity rights on one border and direction represent the percentage ratio between the energy associated with the commercial transactions, nominated during a month, and the energy associated with the total capacity rights.

[%]	Hungary export	Hungary import	Bulgaria export	Bulgaria import	Serbia export	Serbia import	Ukraine export	Ukraine import	Moldavia export	Moldavia import
jan	11.45	35.42	3.24	39.66	31.42	10.17	0.32	26.27	-	-
feb	29.85	17.03	3.57	56.84	36.18	5.51	0.00	12.05	-	-
mar										
apr										
may										
jun										
jul										
aug										
sep										
oct										
nov										
dec										
average	20.65	26.22	3.41	48.25	33.80	7.84	0.16	19.16	-	-

In February 2019, the level of usage was low on export direction and the highest level of usage was on Serbian border. The highest level of usage on import direction was on Bulgarian border.

Usage Level of NTC on Romanian – Hungarian border

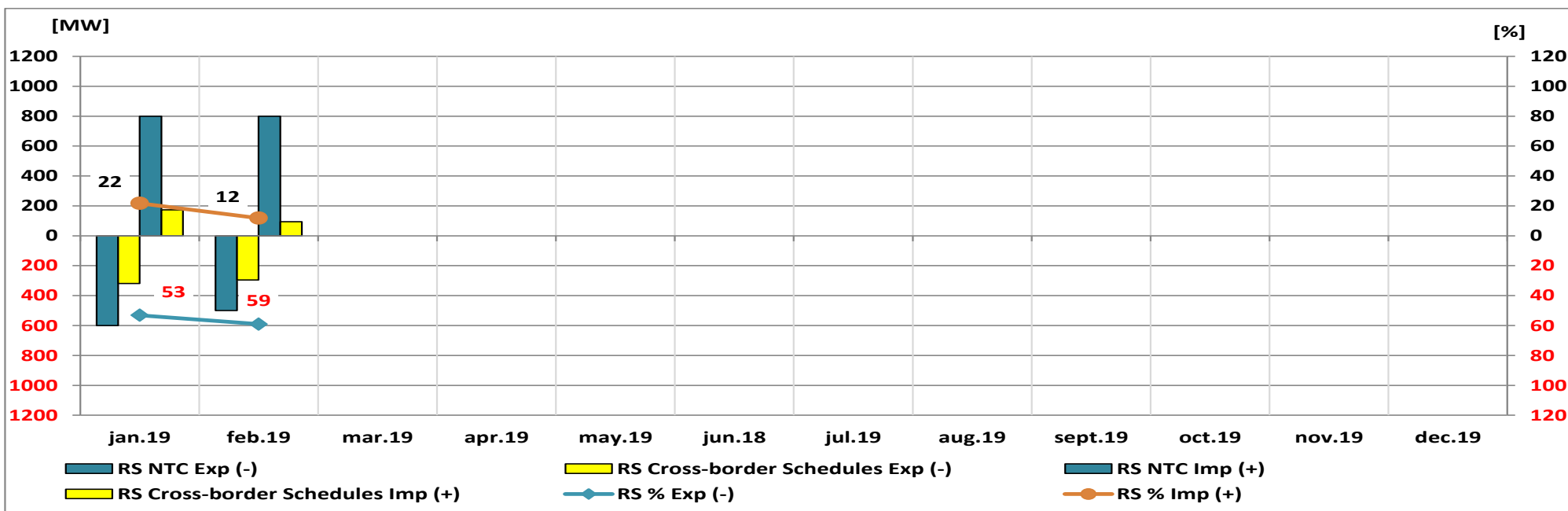


Hungary (monthly averages values, MW)	jan.19	feb.19	mar.19	apr.19	may.19	jun.19	jul.19	aug.19	sept.19	oct.19	nov.19	dec.19
HU NTC Exp (-)	-650	-600										
HU Cross-border Schedules Exp (-)	-76	-233										
HU NTC Imp (+)	745	800										
HU Cross-border Schedules Imp (+)	350	130										

The level of usage was calculated as ratio between total cross-border schedules (capacity nominated on long and short term) and NTC. From the beginning of the year, the average values (arithmetic) of usage level are: 25.29 % on export direction and 31.61 % on import direction.

Usage Level of NTC on Romanian – Serbian border


CET



Serbia (monthly averages values, MW)	jan.19	feb.19	mar.19	apr.19	may.19	jun.19	jul.19	aug.19	sept.19	oct.19	nov.19	dec.19
RS NTC Exp (-)	-600	-500										
RS Cross-border Schedules Exp (-)	-319	-295										
RS NTC Imp (+)	800	800										
RS Cross-border Schedules Imp (+)	174	94										

The level of usage was calculated as ratio between total cross-border schedules (capacity nominated on long and short term) and NTC. From the beginning of the year, the average values (arithmetic) of usage level are: 56.1 % on export direction and 16.74 % on import direction.

Usage Level of NTC on Romanian – Bulgarian border

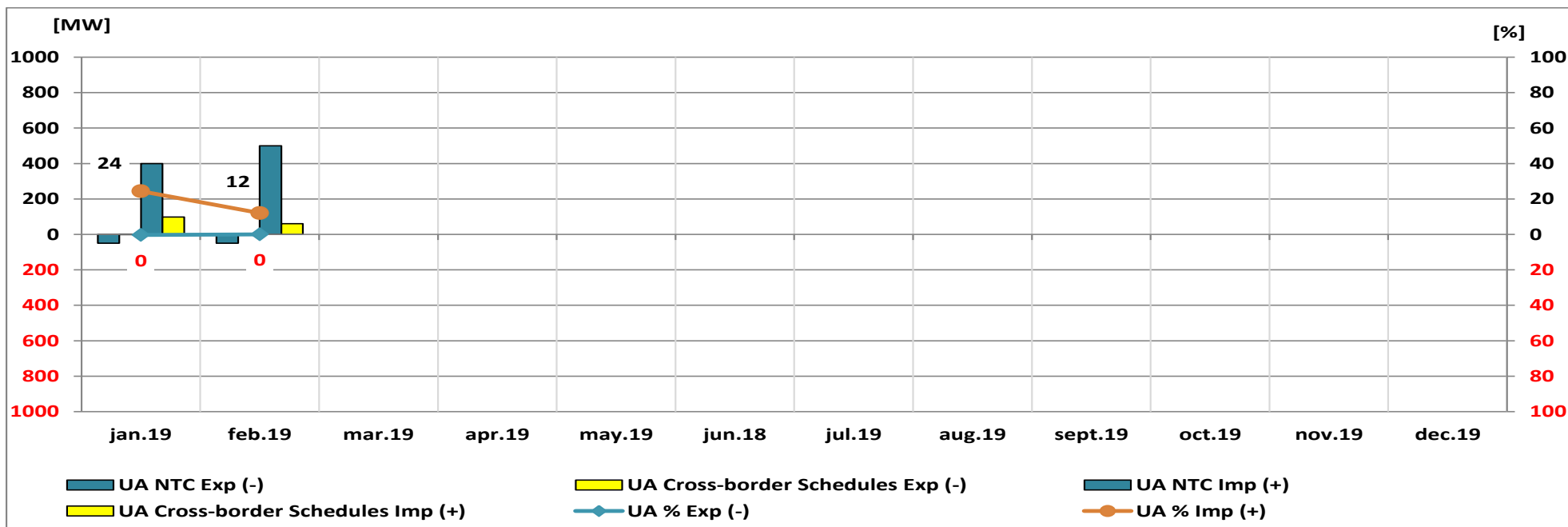


Bulgaria (monthly averages values, MW)	jan.19	feb.19	mar.19	apr.19	may.19	jun.19	jul.19	aug.19	sept.19	oct.19	nov.19	dec.19
BG NTC Exp (-)	-250	-250										
BG Cross-border Schedules Exp (-)	-18	-21										
BG NTC Imp (+)	300	300										
BG Cross-border Schedules Imp (+)	197	255										

The level of usage was calculated as ratio between total cross-border schedules (capacity nominated on long and short term) and NTC. From the beginning of the year, the average values (arithmetic) of usage level are: 7.8 % on export direction and 75.21 % on import direction.

Usage Level of NTC on Romanian – Ukrainian border

CET



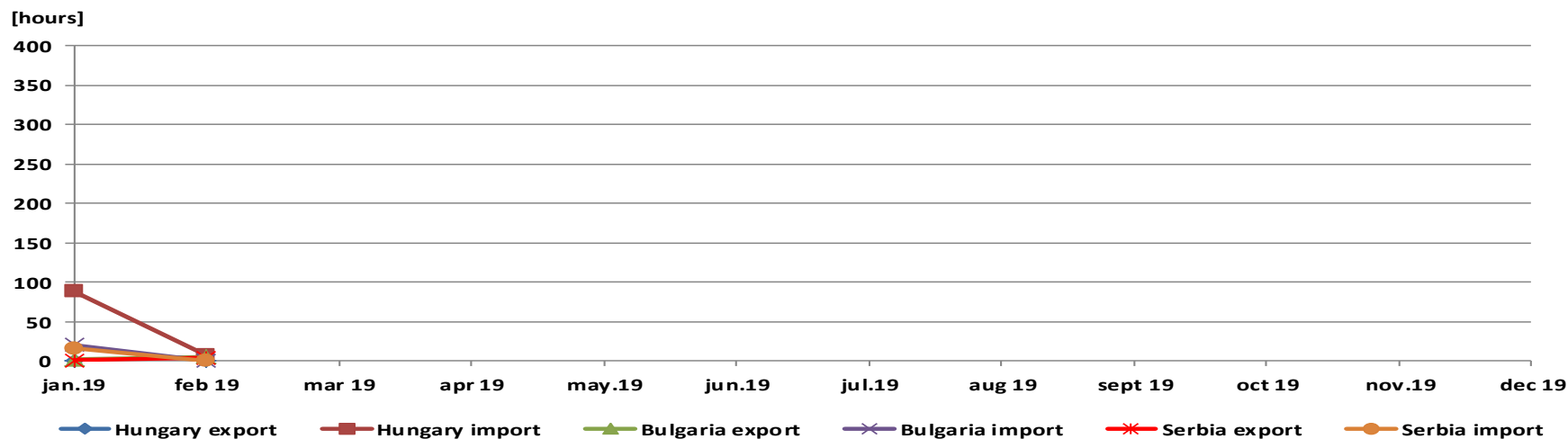
Ukraine (monthly averages values, MW)	jan.19	feb.19	mar.19	apr.19	may.19	jun.19	jul.19	aug.19	sept.19	oct.19	nov.19	dec.19
UA NTC Exp (-)	-50	-50										
UA Cross-border Schedules Exp (-)	0	0										
UA NTC Imp (+)	400	500										
UA Cross-border Schedules Imp (+)	97	60										

The level of usage was calculated as ratio between total cross-border schedules (capacity nominated on long and short term) and NTC. From the beginning of the year, the average values (arithmetic) of usage level are: 0.16 % on export direction and 18.21 % on import direction.

Maximization of NTC Usage

CET

Number of hours in which the sum of nominated cross-border schedules is higher than NTC



Number of hours	jan.19	feb.19	mar.19	apr.19	may.19	jun.19	jul.19	aug.19	sept.19	oct.19	nov.19	dec.19
Hungary export	0	0										
Hungary import	88	7										
Bulgaria export	2	5										
Bulgaria import	20	0										
Serbia export	1	4										
Serbia import	16	0										

By making efficient use of the interconnection (applying “netting” principle in daily and intra-day offered capacity calculation) there are some hours in which sum of nominated cross-border schedules is higher than the NTC.

Synthesis (C1, C3, HHI) on type of auction and total values

February 2019

Border	Auction												Total		
	Yearly			Monthly			Daily			Intraday					
	C1 [%]	C3 [%]	HHI	C1 [%]	C3 [%]	HHI	C1 [%]	C3 [%]	HHI	C1 [%]	C3 [%]	HHI	C1 [%]	C3 [%]	HHI
Hungary import	37.14	65.43	1935	32.14	67.14	1873	-	-	-	89.41	98.62	8053	21.88	55.37	1259
Hungary export	21.43	53.43	1261	21.37	55.13	1416	-	-	-	49.25	98.79	4589	18.92	44.25	1025
Bulgaria import	26.67	69.33	1904	23.58	52.03	1323	31.06	66.05	1830	-	-	-	23.34	53.41	1339
Bulgaria export	13.42	39.60	990	60.00	75.00	3824	33.38	91.00	2821	-	-	-	22.04	57.88	1324
Serbia import	24.50	64.00	1672	20.00	52.50	1400	40.36	83.32	2644	74.63	100.00	6213	21.49	51.60	1231
Serbia export	33.50	68.50	2027	29.33	66.00	1937	38.79	83.15	2577	70.24	100.00	5820	17.48	48.49	1322
Ukraine import	-	-	-	41.80	81.80	2881	-	-	-	-	-	-	41.80	81.80	2881
Ukraine export	-	-	-	50.00	100.00	5000	-	-	-	-	-	-	50.00	100.00	5000
Moldavia import	-	-	-	-	-	-	-	-	-	-	-	-	-	-	-

Note:

- Starting with 20.11.2014, on Hungarian border the implicit daily allocation is done through the market coupling mechanism of CZ-SK-HU day-ahead electricity markets.
- Starting with 01.01.2015, intraday auctions are no longer organized on the Bulgarian border, since the Bulgarian market rules do not allow intraday cross-border exchanges.

Email: Monitorizare.Piata@transelectrica.ro

Fax: 021 3035630