



Societate Administrată în sistem Dualist

MARKET MONITORING REPORT

Market for Allocation of Cross-Border Capacities

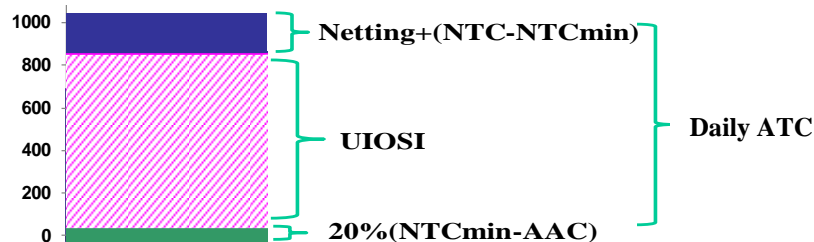
April 2019

- ANRE - Romanian Energy Regulatory Authority
- HHI - Herfindahl-Hirschman Index
- BRP - Balance Responsible Party
- BM - Balancing Market
- DAM - Day Ahead Market
- TSO - Transmission System Operator
- DU – Dispatchable Unit
- PN – Physical Notification
- NDC - National Dispatching Center
- C1 – The market share of the largest market participant
- C3 – Total market share of top 3 market participants
- NPS – Minimum number of residual generators
- TTC – Total Transfer Capacity
- NTC – Net Transfer Capacity
- ATC – Available Transfer Capacity

Transelectrica, the Romanian Transmission System Operator, operates and monitors the activity of 3 types of markets: Balancing Market, Ancillary Services Market and Market for Allocation of Cross-Border Capacities.

Using the records from the markets data base, Transelectrica prepares daily, weekly and monthly monitoring reports. A part of the data included in these reports (those data which are not confidential) is published on the website **www.transelectrica.ro**

- According to the agreements between Transelectrica and neighbors for year 2019 :
 - ✓ on the Bulgarian border, the bilateral coordinated allocation is done for 100% of total capacity by Transelectrica for daily auctions where the “netting” principle is applied. Starting with 01.01.2015, intraday auctions are no longer organized on the Bulgarian border, since the Bulgarian market rules are not allowing intraday cross-border exchanges and modifications of the notified schedules after 15:30 (CET) in D-1 for day D.
 - ✓ on the Hungarian border, the bilateral coordinated allocation, is done for 100% of total capacity by Transelectrica for intra-day auctions. Implicit daily allocations are held since the CZ-SK-HU-RO day-ahead market coupling. In the event of decoupling, MAVIR is in charge with the explicit daily auctions (shadow auctions) for RO-HU border. The “netting” is applied to daily and intra-day allocation.
 - ✓ on the Serbian border, the bilateral coordinated allocation, is done for 100% of total capacity by EMS (Serbia) for daily auctions and by Transelectrica for long term and intra-day auctions. The “netting” is applied to daily and intra-day allocation.
 - ✓ *UIOSI* („ use it or sell it”) principle is applied on Hungarian, Bulgarian and Serbian borders.
 - ✓ starting with 01.01.2019, the long term auctions on Hungarian and Bulgarian borders are held by Joint Allocation Office (JAO) based on Allocation Rules for Forward Capacity Allocation (HAR) and border specific Annex. On these borders it is applied:
 - ✓ reservation of a percentage of interconnection capacity for short term auction, offered capacity being calculated as 80% of the minimum of available capacities of all periods of the month;



- Transelectrica’s auctions are held on Damas platform, with euro currency trading;
- On Romania – Bulgaria, Romania – Serbia and Romania – Hungary border, the use of the physical transport rights is performed in accordance with the m:n nomination principle, for all time horizons.

- Long term auction results on the Hungarian and Bulgarian borders are provide by JAO and daily auction results on the Serbian border (auction prices, allocated capacities) are provided by the respective TSO.
- The intra-day allocation is done in six auction sessions for time intervals: 00:00-04:00, 04:00-08:00, 08:00-12:00, 12:00-16:00, 16:00-20:00, 20:00-00:00 CET.
- Usage of allocated capacity on Ukrainian and Moldavian border is restricted by Ukrainian TSO agreement and respectively by the approval of the distribution operator of the passive consumption islands.
- Monthly auctions for April 2019 were held as:
 - ✓ import Hungary*: 01 – 30.04.2019;
 - ✓ export Hungary : 01.04.2019; 02 – 05.04.2019; 06 – 10.04.2019; 11 – 19.04.2019; 20 – 22.04.2019; 23 – 25.04.2019; 26.04.2019; 27 – 30.04.2019;
 - ✓ import/export Bulgaria*: 01 – 30.04.2019;
 - ✓ import Serbia: 01 – 21.04.2019; 22 – 25.04.2019; 26 – 30.04.2019;
 - ✓ export Serbia: 01 – 05.04.2019; 06 – 07.04.2019; 08 – 10.04.2019; 11 – 25.04.2019; 26.04.2019; 27 – 30.04.2019;
 - ✓ import Ukraine: 01 – 05.04.2019; 06 – 25.04.2019; 26.04.2019; 27 – 28.04.2019; 29 – 30.04.2019;
 - ✓ export Ukraine: 01 – 10.04.2019; 26 – 30.04.2019.
- In April 2019 there were no auctions held on Moldavian border. The available capacity on export direction to Ukraine was zero during the period 11 – 25.04.2019.
- Due to lack of request from participants, on import direction from Ukraine there was capacity not allocated at monthly auction as it follows:
 - ✓ 39 MW, during the periods 06 – 25.04.2019;
 - ✓ 9 MW, during the period 26.04.2019.

* according to the allocation rules, monthly offered capacity was calculated taking into account the minimum of NTC's monthly values.

Monthly auction Results of 01 – 30 April 2019

	Prices [euro/MWh]	Capacities [MW]								
	Results	TTC	NTC	ATC	AAC	Reserved	Offered	Requested	Alocated	Final Rights*
Hungary export										
01 April 2019	1.61	700	600	250	350	4	204	2299	204	550
02 - 05 April 2019	1.61	600	500	150	350	4	124	2299	122	468
06 - 10 April 2019	1.61	650	550	200	350	4	164	2299	162	508
11 - 19 April 2019	1.61	500	400	50	350	4	44	2299	42	388
20 - 22 April 2019	1.61	550	450	100	350	4	84	2299	82	428
23 - 25 April 2019	1.61	500	400	50	350	4	44	2299	42	388
26 April 2019	1.61	650	550	200	350	4	164	2299	162	508
27 - 30 April 2019	1.61	700	600	250	350	4	204	2299	204	550
Hungary import										
01 - 30 April 2019	0.37	800	700	350	350	0	280	2374	279	629
Bulgaria export										
01 - 05 April 2019	1.03	350	250	101	149	20	100	850	100	229
06 - 30 April 2019	1.03	450	350	201	149	20	100	850	100	229
Bulgaria import										
01 - 05 April 2019	1.27	400	300	150	150	3	123	1006	123	270
06 - 30 April 2019	1.27	500	400	250	150	3	123	1006	123	270

Note: ATC values on Hungarian and Bulgarian borders are calculated before the reservation of capacity. Offered capacity includes reservation and returned capacity.

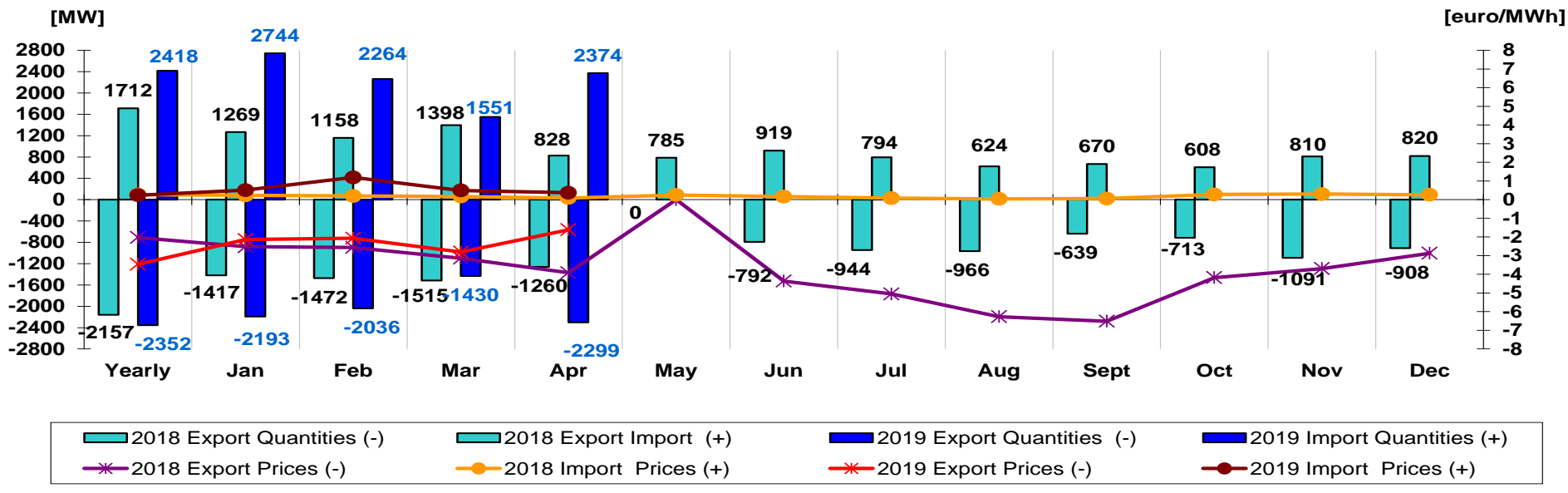
* final rights = monthly allocated capacity + yearly allocated capacity after returns and withdrawals.

Monthly auction Results of 01 – 30 April 2019

	Prices [euro/MWh]	Capacities [MW]								
	Results	TTC	NTC	ATC	AAC	Reserved	Offered	Requested	Allocated	Final Rights*
Serbia export										
01 - 05 April 2019	0.55	700	600	400	200	-	400	702	400	600
06 - 07 April 2019	0.71	650	550	350	200	-	350	707	350	550
08 - 10 April 2019	0.85	600	500	300	200	-	300	642	300	500
11 - 25 April 2019	1.57	400	300	100	200	-	100	432	100	300
26 April 2019	0.67	600	500	300	200	-	300	662	300	500
27 - 30 April 2019	0.78	650	550	350	200	-	350	652	350	550
Serbia import										
01 - 21 April 2019	0.03	900	800	600	200	-	600	1324	600	800
22 - 25 April 2019	0.05	700	600	400	200	-	400	949	400	600
26 - 30 April 2019	0.03	900	800	600	200	-	600	1074	600	800
Ukraine export										
01 - 10 April 2019	0.01	150	50	50	-	-	50	71	50	50
11 - 25 April 2019	-	0	0	-	-	-	-	-	-	-
26 - 30 April 2019	0.01	150	50	50	-	-	50	71	50	50
Ukraine import										
01 - 05 April 2019	0.01	300	200	200	-	-	200	221	200	200
06 - 25 April 2019	0.00	500	400	400	-	-	400	361	361	361
26 April 2019	0.00	350	250	250	-	-	250	241	241	241
27 - 28 April 2019	0.01	300	200	200	-	-	200	221	200	200
29 - 30 April 2019	0.01	250	150	150	-	-	150	186	150	150
Moldavia export										
01 - 30 April 2019	-	-	-	-	-	-	-	-	-	-
Moldavia import										
01 - 30 April 2019	-	-	-	-	-	-	-	-	-	-
RO_Vulcanesti	-	-	-	-	-	-	-	-	-	-
01 - 30 April 2019	-	-	-	-	-	-	-	-	-	-
RO_Costesti	-	-	-	-	-	-	-	-	-	-
01 - 30 April 2019	-	-	-	-	-	-	-	-	-	-
RO_Cioara	-	-	-	-	-	-	-	-	-	-

* final rights = monthly allocated capacity + yearly allocated capacity after returns and withdrawals.

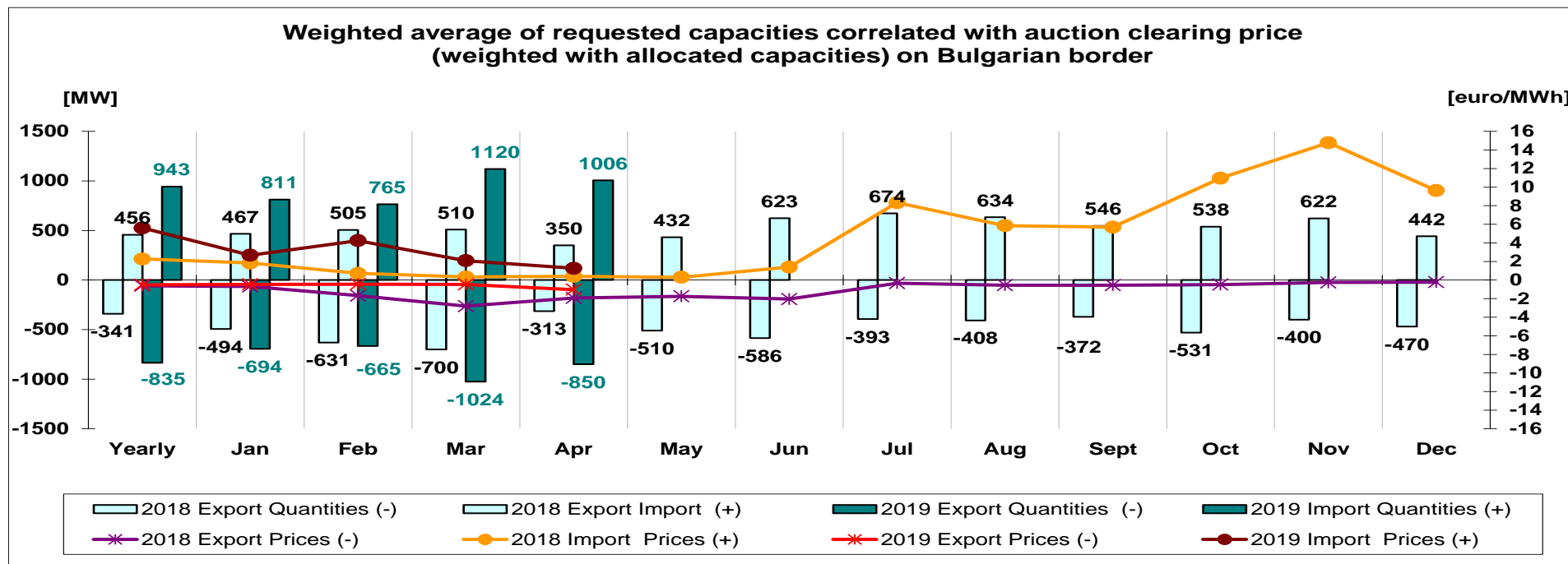
Weighted average of requested capacities correlated with auction clearing price (weighted with allocated capacities) on Hungarian border



Border	Yearly	Jan. 19	Feb.19	Mar.19	Apr.19	May 19	Jun. 19	Jul. 19	Aug. 19	Sept. 19	Oct. 19	Nov.19	Dec. 19
Hungary export	3.46	2.14	2.07	2.81	1.61								
Hungary import	0.24	0.51	1.19	0.49	0.37								

Border	Yearly	Jan. 18	Feb.18	Mar.18	Apr.18	May 18	Jun. 18	Jul. 18	Aug. 18	Sept. 18	Oct. 18	Nov.18	Dec. 18
Hungary export	2.03	2.52	2.56	3.14	3.92	-	4.36	5.05	6.27	6.51	4.18	3.69	2.87
Hungary import	0.27	0.23	0.20	0.17	0.09	0.25	0.16	0.08	0.04	0.06	0.28	0.30	0.26

- Compared with the similar month of 2018, in April 2019 the auction price decreased on export direction, while offered capacity and capacity request were higher. On import direction, monthly auction price increased while offered capacity and capacity request were higher.

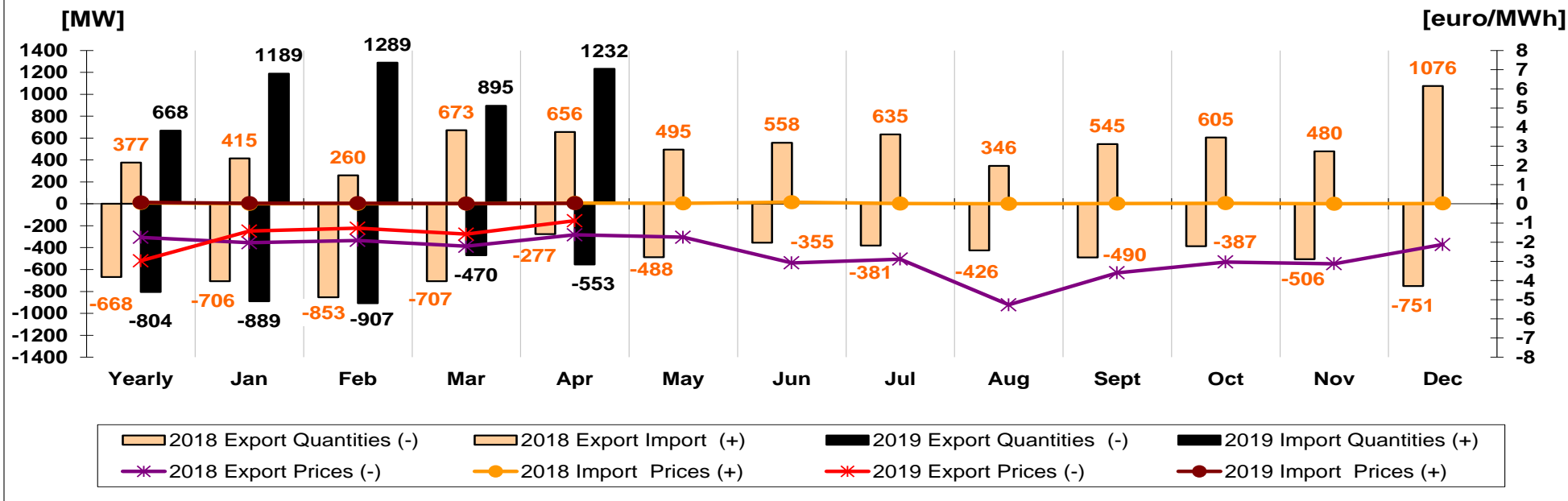


Border	Yearly	Jan. 19	Feb.19	Mar.19	Apr.19	May 19	Jun. 19	Jul. 19	Aug. 19	Sept. 19	Oct. 19	Nov.19	Dec. 19
Bulgaria export	0.51	0.47	0.44	0.46	1.03								
Bulgaria import	5.60	2.67	4.24	2.09	1.27								

Border	Yearly	Jan. 18	Feb.18	Mar.18	Apr.18	May 18	Jun. 18	Jul. 18	Aug. 18	Sept. 18	Oct. 18	Nov.18	Dec. 18
Bulgaria export	0.62	0.69	1.67	2.81	1.92	1.75	2.05	0.33	0.55	0.55	0.49	0.26	0.22
Bulgaria import	2.27	1.83	0.72	0.33	0.40	0.30	1.40	8.33	5.85	5.69	10.96	14.78	9.63

- Compared with previous year, in April 2019 the auction price slightly decreased on export direction, while offered capacity decreased and capacity request was higher. The auction price significantly increased on import direction, while offered capacity was lower and capacity request was higher.

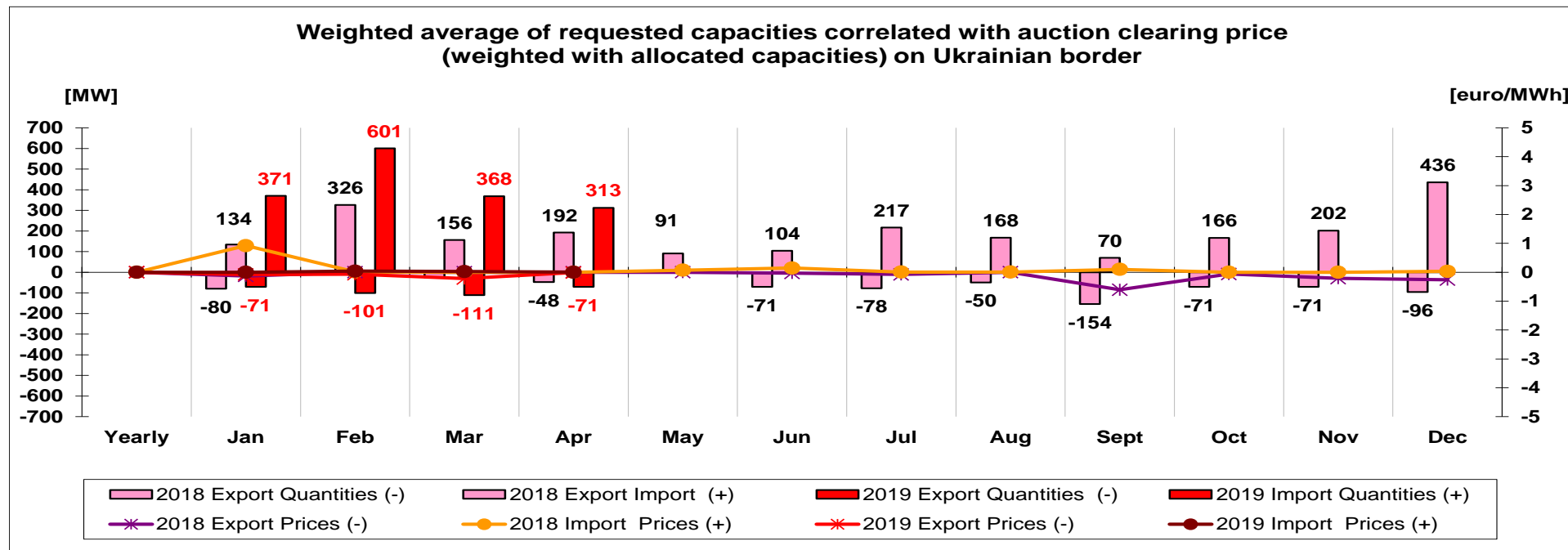
Weighted average of requested capacities correlated with auction clearing price (weighted with allocated capacities) on Serbian border



Border	Yearly	Jan. 19	Feb.19	Mar.19	Apr.19	May 19	Jun. 19	Jul. 19	Aug. 19	Sept. 19	Oct. 19	Nov.19	Dec. 19
Serbia export	2.97	1.42	1.27	1.58	0.88								
Serbia import	0.07	0.03	0.03	0.01	0.03								

Border	Yearly	Jan. 18	Feb.18	Mar.18	Apr.18	May 18	Jun. 18	Jul. 18	Aug. 18	Sept. 18	Oct. 18	Nov.18	Dec. 18
Serbia export	1.75	2.03	1.91	2.22	1.62	1.75	3.08	2.89	5.27	3.60	3.04	3.12	2.12
Serbia import	0.05	0.00	0.00	0.01	0.04	0.03	0.08	0.01	0.00	0.01	0.03	0.00	0.02

- Compared with previous year, in April 2019 the auction price decreased on export direction, while offered capacity and capacity request were higher. In April 2019, monthly auction price was low on import direction, while offered capacity decreased and capacity request increased.

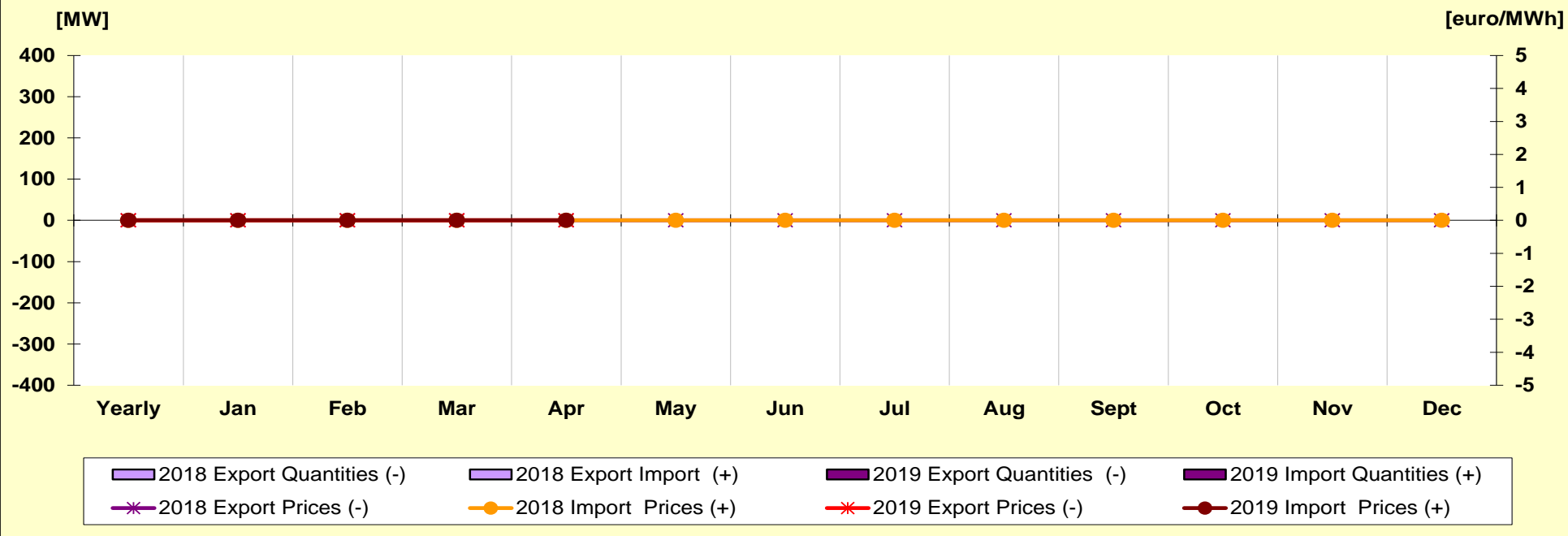


Border	Yearly	Jan. 19	Feb.19	Mar.19	Apr.19	May 19	Jun. 19	Jul. 19	Aug. 19	Sept. 19	Oct. 19	Nov.19	Dec. 19
Ukraine export	-	0.08	0.07	0.22	0.01								
Ukraine import	-	0.00	0.04	0.02	0.00								

Border	Yearly	Jan. 18	Feb.18	Mar.18	Apr.18	May 18	Jun. 18	Jul. 18	Aug. 18	Sept. 18	Oct. 18	Nov.18	Dec. 18
Ukraine export	-	0.13	0.00	0.00	0.00	-	0.03	0.08	0.00	0.61	0.06	0.21	0.26
Ukraine import	-	0.92	0.01	0.00	0.00	0.07	0.15	0.01	0.01	0.10	0.00	0.001	0.03

- Compared with previous year, in April 2019 the capacity request increased on import direction while the offered capacity was higher and the auction price maintained low. On export direction, in April 2019 compared with similar month of the previous year, the auction price was different from zero but with low values, while the offered capacity and capacity request were higher.

Weighted average of requested capacities correlated with auction clearing price (weighted with allocated capacities) on Moldavian border



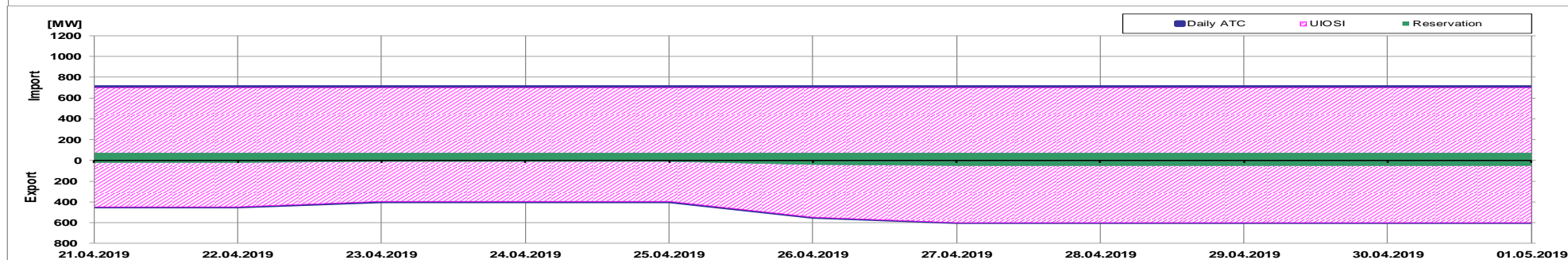
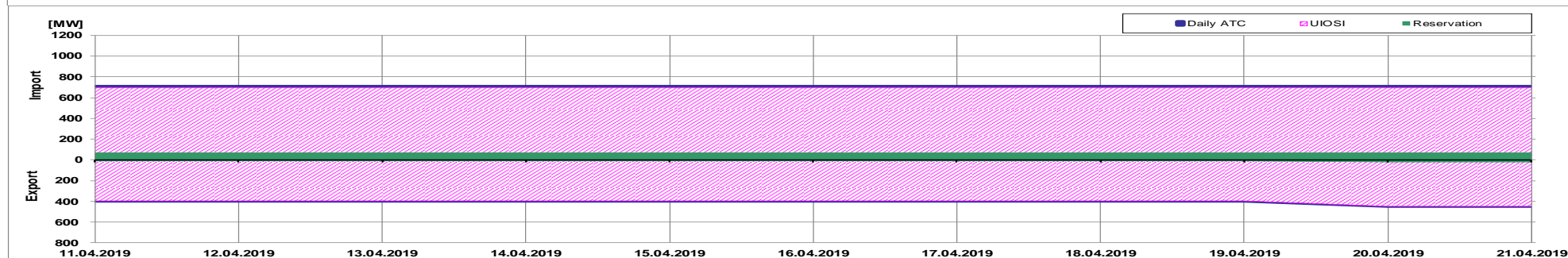
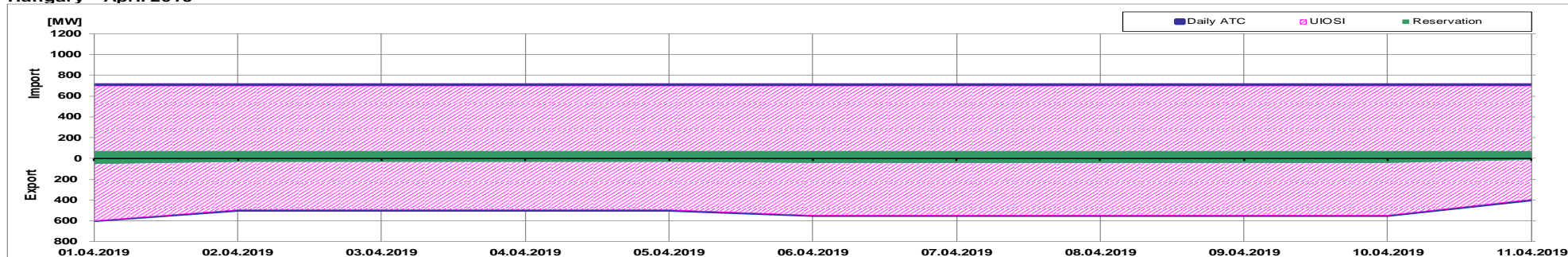
Border	Yearly	Jan. 19	Feb.19	Mar.19	Apr.19	May 19	Jun. 19	Jul. 19	Aug. 19	Sept. 19	Oct. 19	Nov.19	Dec. 19
Moldavia export	-	-	-	-	-								
Moldavia import	-	-	-	-	-								

Border	Yearly	Jan. 18	Feb.18	Mar.18	Apr.18	May 18	Jun. 18	Jul. 18	Aug. 18	Sept. 18	Oct. 18	Nov.18	Dec. 18
Moldavia export	-	-	-	-	-	-	-	-	-	-	-	-	-
Moldavia import	-	-	-	-	-	-	-	-	-	-	-	-	-

Reserved Capacity [MW] average value		Unused Capacity [MW] average value	
RO-HU	HU-RO	RO-HU	HU-RO
26	70	448	629



Hungary April 2019





Market for Allocation of Cross-Border Capacities

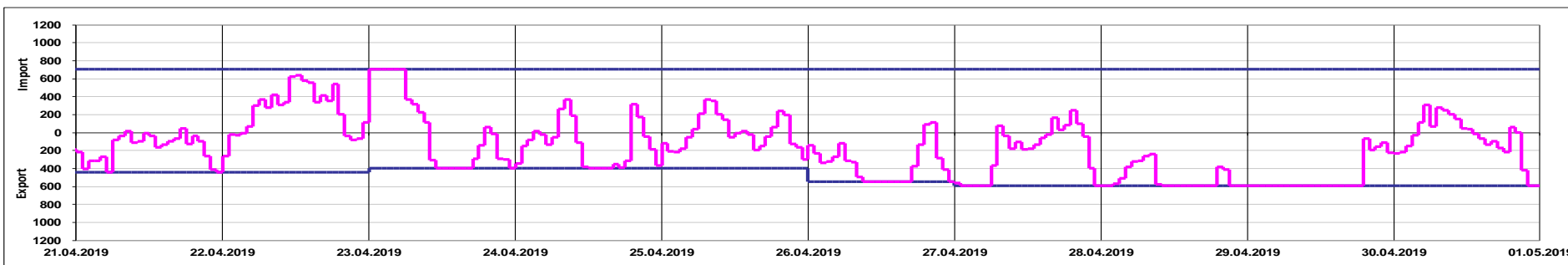
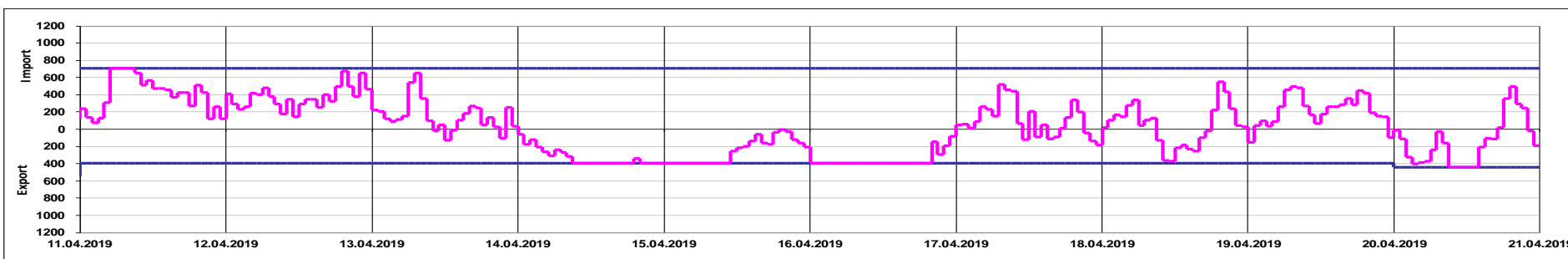
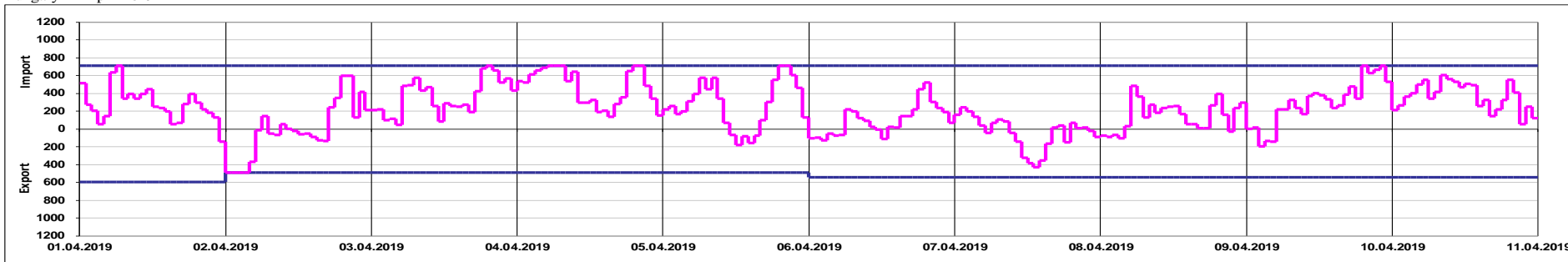


romania2019.eu
Președinția României la Consiliul Uniunii Europene

Daily implicit Auctions on Romanian – Hungarian border

Societate Administrată în sistem Dualist

Hungary April 2019



Offered Capacity on Daily Auction [MW]

Net Position Border RO – HU [MWh]

Public



Societate Administrată în sistem Dualist

Market for Allocation of Cross-Border Capacities



romania2019.eu
Președinția României la Consiliul Uniunii Europene

Daily implicit Auctions on Romanian – Hungarian border

DAM Prices RO [Euro/MWh]

Day	1	2	3	4	5	6	7	8	9	10	11	12	13	14	15	16	17	18	19	20	21	22	23	24	Max
1	29.44	29.01	28.95	28.93	29.58	34.42	48.08	73.74	71.93	66.98	59.99	54.93	48.93	46.62	45.98	48.08	56.27	49.36	56.91	73.97	72.92	50.18	39.07	32.15	73.97
2	27.63	24.53	17.01	25.03	28.58	33.95	48.08	48.67	56.57	50.18	48.08	50.03	52.06	51.86	54.04	57.97	59.94	56.23	69.50	83.98	81.94	71.29	61.92	50.02	83.98
3	41.93	32.01	30.80	30.25	31.18	41.89	51.56	60.56	70.08	62.36	56.27	48.08	46.17	45.32	42.15	41.78	42.21	44.10	47.28	66.98	64.26	48.08	45.02	41.23	70.08
4	45.97	41.90	34.95	34.27	35.49	51.88	56.29	67.00	69.10	59.96	53.21	48.93	47.36	45.05	42.52	42.29	43.06	49.06	48.10	64.02	64.06	45.78	41.90	38.42	69.10
5	37.28	35.26	33.39	32.99	34.28	37.69	44.90	51.94	54.50	50.62	48.67	45.58	42.21	40.21	39.30	39.10	41.01	43.99	55.92	71.24	69.91	53.51	52.08	45.89	71.24
6	41.80	39.10	37.33	36.60	36.57	37.29	39.73	49.23	53.98	54.46	52.00	45.39	41.96	40.05	38.02	39.95	42.39	46.06	44.08	57.63	62.04	55.37	43.38	35.55	62.04
7	37.74	33.48	32.08	31.39	31.42	31.92	33.03	35.79	37.94	37.23	35.07	33.87	31.73	27.60	26.89	27.87	31.42	41.21	52.69	59.13	63.10	57.34	51.99	40.53	63.10
8	36.88	35.77	34.29	33.70	35.79	42.76	57.99	74.90	78.10	72.99	66.58	64.20	60.30	59.97	59.99	60.41	65.04	65.04	68.61	82.59	84.20	73.46	58.99	44.04	84.20
9	43.79	37.10	35.95	35.46	36.47	40.66	59.40	69.25	75.80	69.69	62.18	58.52	57.01	55.61	56.87	58.08	61.97	62.49	69.25	84.20	83.96	71.22	62.52	52.02	84.20
10	50.31	47.99	39.41	36.99	43.61	50.31	63.10	71.90	78.94	72.40	67.42	63.94	60.91	59.18	63.07	61.56	63.91	62.66	64.27	75.60	75.90	62.52	56.60	48.20	78.94
11	38.98	37.50	36.90	36.34	37.33	48.18	60.39	77.88	82.38	82.23	72.09	68.23	63.91	60.39	60.18	58.49	59.03	59.19	61.01	76.13	78.77	64.95	56.39	46.68	82.38
12	39.59	38.11	38.16	37.85	38.50	40.82	50.98	65.35	70.00	71.21	67.95	65.48	62.00	59.93	59.55	58.89	58.39	59.57	60.22	71.20	73.04	58.39	48.04	43.31	73.04
13	43.56	41.35	39.90	38.66	38.67	39.31	41.71	46.26	55.52	61.41	59.00	56.00	51.90	49.08	46.01	44.96	46.31	48.11	50.30	64.51	67.78	59.19	46.01	37.21	67.78
14	38.00	36.16	34.93	34.72	35.15	34.63	35.30	37.99	41.58	41.61	35.30	35.30	32.00	21.01	18.39	18.00	18.00	28.37	35.30	46.20	49.17	41.92	18.39	1.05	49.17
15	25.01	17.21	15.76	15.71	21.01	39.30	47.07	51.90	51.90	50.22	47.07	45.66	45.46	42.57	41.92	41.39	42.05	46.02	47.07	62.41	64.30	48.12	42.50	37.50	64.30
16	29.42	27.50	21.01	25.46	29.21	37.41	46.23	48.12	47.47	39.30	35.30	31.14	36.23	35.30	38.44	41.40	46.02	47.07	50.22	67.04	73.69	64.00	56.05	45.07	73.69
17	39.27	37.28	36.06	36.06	36.30	45.32	63.66	68.78	69.92	65.60	60.35	57.48	56.20	54.02	56.28	56.19	57.94	58.48	61.17	69.97	74.10	62.24	56.28	45.69	74.10
18	41.91	35.75	34.81	34.02	34.65	40.41	55.84	65.01	64.00	57.09	51.89	48.62	48.32	48.11	50.21	51.89	56.08	56.95	59.69	68.06	71.26	62.04	56.58	46.00	71.26
19	44.58	36.59	32.65	31.20	32.01	35.53	41.79	51.87	54.80	49.08	43.89	41.79	41.37	39.79	39.57	39.79	40.10	41.79	45.99	64.49	69.93	58.06	50.29	40.34	69.93
20	38.09	35.90	34.57	34.10	34.00	35.89	39.34	43.05	42.74	39.27	33.60	26.00	25.50	25.87	32.00	36.76	41.37	47.95	51.87	63.95	70.56	59.97	52.73	40.50	70.56
21	35.40	31.44	30.01	30.38	30.44	31.30	33.14	37.47	37.34	36.42	33.61	31.00	26.34	22.93	19.99	20.96	25.42	32.11	37.92	46.07	51.88	44.93	41.38	36.50	51.88
22	18.49	10.52	10.50	9.99	11.02	16.03	27.10	41.38	39.09	37.60	33.61	25.50	20.86	15.93	12.97	15.94	23.96	30.07	33.40	43.90	58.39	37.78	31.33	15.72	58.39
23	17.01	11.99	10.50	10.50	11.99	27.10	50.45	64.03	70.03	63.77	62.04	57.16	53.21	53.15	52.09	52.09	58.39	60.05	62.39	74.52	82.05	63.73	57.07	46.00	82.05
24	37.62	26.00	25.75	22.91	25.50	43.92	60.00	67.06	68.63	63.86	59.45	52.12	46.02	41.40	40.98	42.03	41.40	43.92	50.97	67.68	75.45	61.95	56.05	48.62	75.45
25	31.32	28.59	27.54	28.26	30.67	40.08	55.90	59.96	57.99	52.12	46.03	42.74	40.02	37.62	36.58	38.26	41.01	46.00	51.64	61.96	68.64	58.63	52.75	45.07	68.64
26	36.01	34.00	32	32.10	33.33	37.43	45.00	50.76	53.18	46.00	37.64	23.00	21.03	21.03	27.11	33.64	38.00	41.88	44.48	50.67	51.80	46.35	40.97	29.00	53.18
27	37.03	31.32	27.11	27.50	29.07	29.42	32.43	36.40	38.70	37.89	35.00	32.48	30.16	27.39	24.38	25.06	28.36	33.90	39.10	43.46	48.13	41.30	39.70	35.15	48.13
28	28.00	27.11	27.00	26.38	26.23	26.22	27.50	29.36	33.44	34.50	21.35	14.99	10.51	7.00	6.31	6.55	10.51	16.36	37.62	45.80	49.00	43.93	31.32	27.11	49.00
29	27.40	21.02	20.00	20.00	22.00	31.32	37.62	43.07	43.93	39.30	37.41	31.10	31.10	30.00	30.00	31.10	37.33	41.40	48.13	52.66	65.95	50.37	45.90	40.79	65.95
30	36.62	35.31	34.31	33.43	33.81	37.02	47.13	56.07	60.15	53.95	48.66	47.07	44.02	42.46	39.10	38.47	38.56	41.82	45.38	49.76	54.50	47.90	41.40	32.99	60.15

Average **45.08 EUR/MWh**

Public



Societate Administrată în sistem Dualist

Market for Allocation of Cross-Border Capacities

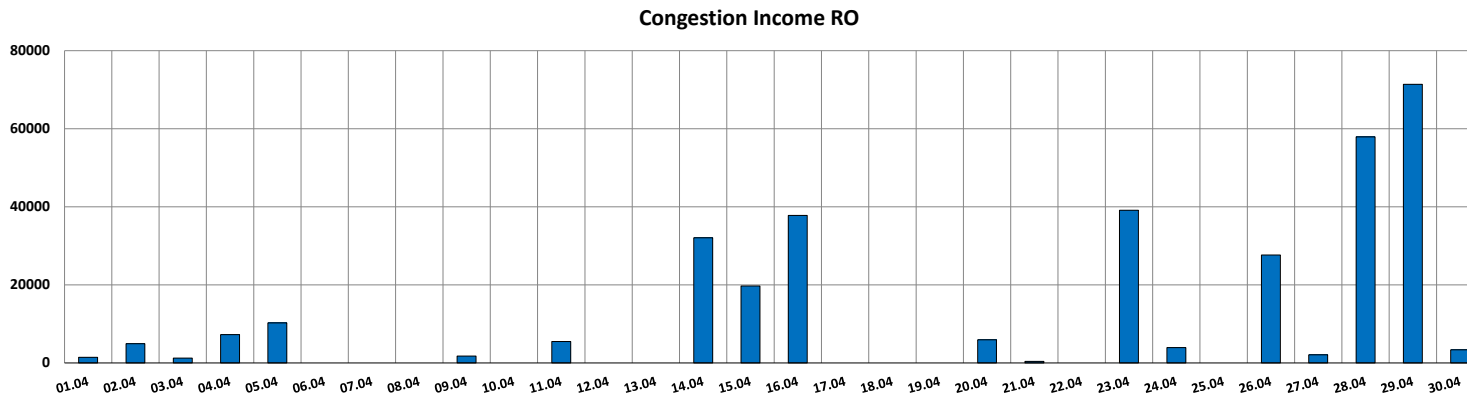
Daily implicit Auctions on Romanian – Hungarian border



Congestion Prices [Euro/MWh]

Day	1	2	3	4	5	6	7	8	9	10	11	12	13	14	15	16	17	18	19	20	21	22	23	24	Max
1	-	-	-	-	-	-	4.08	-	-	-	-	-	-	-	-	-	-	-	-	-	-	-	-	-	4.08
2	2.86	4.47	10.45	2.13	-	-	-	-	-	-	-	-	-	-	-	-	-	-	-	-	-	-	-	-	10.45
3	-	-	-	-	-	-	-	-	-	-	-	-	-	-	-	-	-	-	-	-	-	-	-	-	3.55
4	-	-	-	-	-	5.93	1.36	4.95	-	-	-	-	-	-	-	-	-	-	-	3.55	4.04	4.23	-	-	5.93
5	-	-	-	-	-	-	-	-	-	-	-	-	-	-	-	-	-	-	-	19.00	10.00	-	-	-	19.00
6	-	-	-	-	-	-	-	-	-	-	-	-	-	-	-	-	-	-	-	-	-	-	-	-	0.00
7	-	-	-	-	-	-	-	-	-	-	-	-	-	-	-	-	-	-	-	-	-	-	-	-	0.00
8	-	-	-	-	-	-	-	-	-	-	-	-	-	-	-	-	-	-	-	-	-	-	-	-	0.00
9	-	-	-	-	-	-	-	-	-	-	-	-	-	-	-	-	-	-	-	0.26	-	-	4.71	-	4.71
10	-	-	-	-	-	-	-	-	-	-	-	-	-	-	-	-	-	-	-	-	-	-	-	-	0.00
11	-	-	-	-	-	7.59	0.82	4.85	2.32	-	-	-	-	-	-	-	-	-	-	-	-	-	-	-	7.59
12	-	-	-	-	-	-	-	-	-	-	-	-	-	-	-	-	-	-	-	-	-	-	-	-	0.00
13	-	-	-	-	-	-	-	-	-	-	-	-	-	-	-	-	-	-	-	-	-	-	-	-	0.00
14	-	-	-	-	-	-	-	-	-	0.87	6.22	3.79	5.90	12.59	13.85	13.40	14.40	7.27	6.70	-	6.92	6.42	25.41	38.92	38.92
15	11.08	17.48	19.32	18.86	13.74	0.60	2.73	5.85	6.70	1.98	1.74	-	-	-	-	-	-	-	-	-	-	-	-	-	19.32
16	7.37	8.47	14.31	9.58	6.27	2.54	3.37	18.89	12.60	19.57	18.28	17.72	8.87	12.59	7.20	6.03	4.11	9.43	4.22	0.32	-	-	-	-	19.57
17	-	-	-	-	-	-	-	-	-	-	-	-	-	-	-	-	-	-	-	-	-	-	-	-	0.00
18	-	-	-	-	-	-	-	-	-	-	-	-	-	-	-	-	-	-	-	-	-	-	-	-	0.00
19	-	-	-	-	-	-	-	-	-	-	-	-	-	-	-	-	-	-	-	-	-	-	-	-	0.00
20	-	-	-	-	-	-	-	-	-	2.37	3.43	8.77	7.12	4.99	-	-	-	-	-	-	-	-	-	-	8.77
21	-	-	-	-	-	0.59	-	-	-	-	-	-	-	-	-	-	-	-	-	-	-	-	-	-	1.10
22	-	-	-	-	-	-	-	-	-	-	-	-	-	-	-	-	-	-	-	-	-	-	-	-	0.00
23	16.07	11.93	10.48	10.48	11.97	11.10	-	-	-	-	-	4.59	6.73	10.53	14.94	16.58	12.05	-	-	-	-	-	-	3.99	16.58
24	-	-	-	-	-	-	-	-	-	-	-	-	3.79	7.49	7.55	1.00	-	-	-	-	-	-	-	-	7.55
25	-	-	-	-	-	-	-	-	-	-	-	-	-	-	-	-	-	-	-	-	-	-	-	-	0.00
26	-	-	-	-	-	-	-	-	-	4.54	9.58	21.29	21.93	19.39	10.48	4.59	1.30	-	-	-	-	-	-	8.55	21.93
27	-	1.54	2.90	1.50	-	0.61	-	-	-	-	-	-	-	-	-	-	-	-	-	-	-	-	-	0.45	2.90
28	3.05	2.16	-	-	-	-	-	-	-	-	12.14	19.56	22.59	22.10	20.46	20.35	19.66	19.82	4.38	-	-	2.87	12.93	12.99	22.59
29	11.76	16.03	14.99	13.48	12.30	8.01	10.08	12.63	13.57	16.30	16.79	19.30	16.58	16.15	14.70	14.00	7.79	5.59	0.36	-	-	-	-	-	19.30
30	-	-	-	-	-	-	-	-	-	-	-	-	-	-	-	-	-	-	-	-	-	-	3.60	7.71	7.71

Average 9.47 EUR/MWh



Day	Congestion Income border RO-HU [Euro]	Congestion Income RO [Euro]
01.04	2880	1440
02.04	9836	4918
03.04	2506	1253
04.04	14480	7240
05.04	20474	10237
06.04	0	0
07.04	0	0
08.04	0	0
09.04	3509	1754
10.04	0	0
11.04	10999	5500
12.04	0	0
13.04	0	0
14.04	64088	32044
15.04	39432	19716
16.04	75546	37773
17.04	0	0
18.04	0	0
19.04	0	0
20.04	11846	5923
21.04	750	375
22.04	0	0
23.04	78201	39100
24.04	7813	3907
25.04	0	0
26.04	55298	27649
27.04	4158	2079
28.04	115866	57933
29.04	142804	71402
30.04	6718	3359
Total	667203	333601

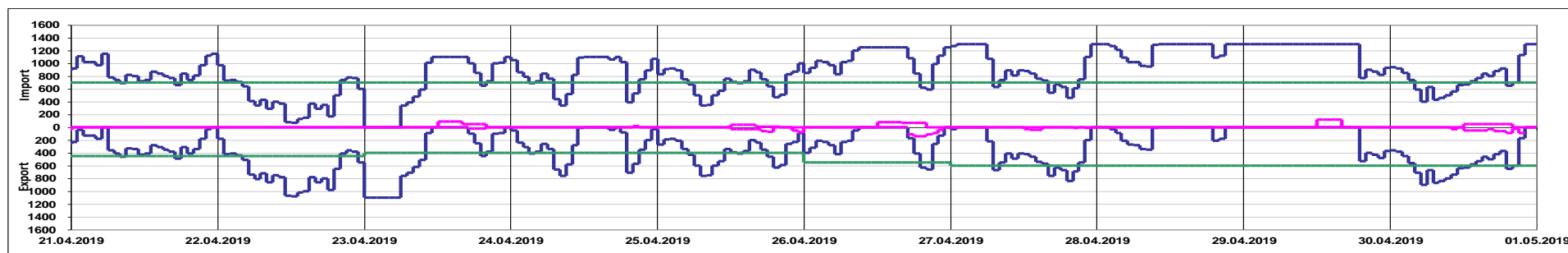
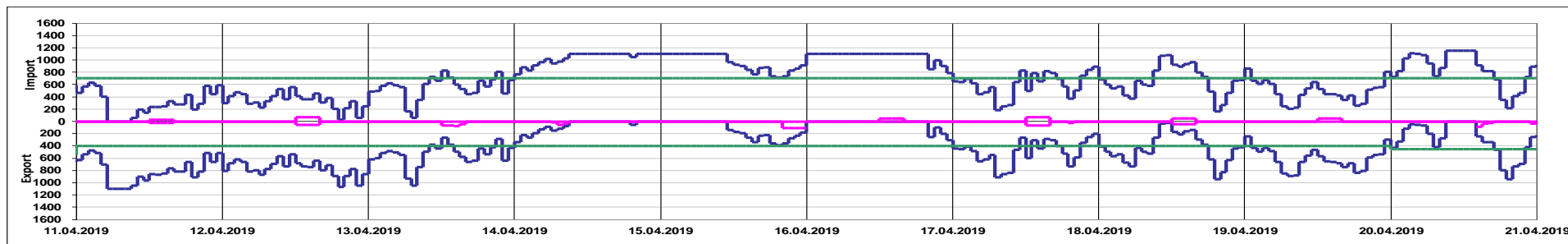
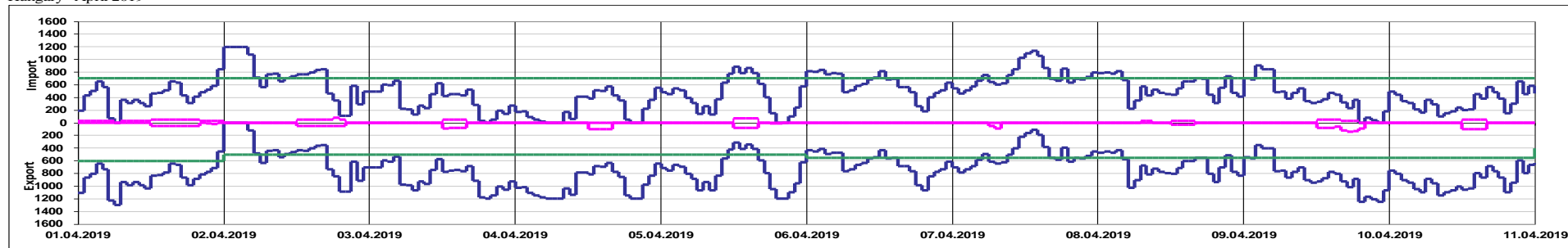
Daily Income [Euro]		Remuneration UIOSI [Euro]	
RO-HU	HU-RO	RO-HU	HU-RO
561500	105702	526756	94174
667203		620930	

TSO Income (Z-R) [Euro]	RO TSO Income (Z-R) [Euro]
46273	23136

Intraday Auctions on Romanian – Hungarian border

Societate Administrată în sistem Dualist

Hungary April 2019



Offered Capacity on Intraday Auction Import (+) / Export (-) [MW]

Allocated Capacity on Intraday Auction Import (+) / Export (-) [MW]

Net Transfer Capacity (NTC) Import (+) / Export (-) [MW]



Societate Administrată în sistem Dualist

Market for Allocation of Cross-Border Capacities



romania2019.eu
Președinția României la Consiliul Uniunii Europene

Intraday Auctions on Romanian – Hungarian border

Auction Price [Euro/MWh] - Export

Day	1	2	3	4	5	6	7	8	9	10	11	12	13	14	15	16	17	18	19	20	21	22	23	24	Max
1	0.00	0.00	0.00	0.00	0.00	0.00	0.00	0.00	0.00	0.00	0.00	0.00	0.00	0.00	0.00	0.00	0.00	0.00	0.00	0.00	0.00	0.00	0.00	0.00	0.00
2	-	-	-	-	0.00	0.00	0.00	0.00	0.00	0.00	0.00	0.00	0.00	0.00	0.00	0.00	0.00	0.00	0.00	0.00	0.00	0.00	0.00	0.00	0.00
3	0.00	0.00	0.00	0.00	0.00	0.00	0.00	0.00	0.00	0.00	0.00	0.00	0.00	0.00	0.00	0.00	0.00	0.00	0.00	0.00	0.00	0.00	0.00	0.00	0.00
4	0.00	0.00	0.00	0.00	0.00	0.00	0.00	0.00	0.00	0.00	0.00	0.00	0.00	0.00	0.00	0.00	0.00	0.00	0.00	0.00	0.00	0.00	0.00	0.00	0.00
5	0.00	0.00	0.00	0.00	0.00	0.00	0.00	0.00	0.00	0.00	0.00	0.00	0.00	0.00	0.00	0.00	0.00	0.00	0.00	0.00	0.00	0.00	0.00	0.00	0.00
6	0.00	0.00	0.00	0.00	0.00	0.00	0.00	0.00	0.00	0.00	0.00	0.00	0.00	0.00	0.00	0.00	0.00	0.00	0.00	0.00	0.00	0.00	0.00	0.00	0.00
7	0.00	0.00	0.00	0.00	0.00	0.00	0.00	0.00	0.00	0.00	0.00	0.00	0.00	0.00	0.00	0.00	0.00	0.00	0.00	0.00	0.00	0.00	0.00	0.00	0.00
8	0.00	0.00	0.00	0.00	0.00	0.00	0.00	0.00	0.00	0.00	0.00	0.00	0.00	0.00	0.00	0.00	0.00	0.00	0.00	0.00	0.00	0.00	0.00	0.00	0.00
9	0.00	0.00	0.00	0.00	0.00	0.00	0.00	0.00	0.00	0.00	0.00	0.00	0.00	0.00	0.00	0.00	0.00	0.00	0.00	0.00	0.00	0.00	0.00	0.00	0.00
10	0.00	0.00	0.00	0.00	0.00	0.00	0.00	0.00	0.00	0.00	0.00	0.00	0.00	0.00	0.00	0.00	0.00	0.00	0.00	0.00	0.00	0.00	0.00	0.00	0.00
11	0.00	0.00	0.00	0.00	0.00	0.00	0.00	0.00	0.00	0.00	0.00	0.00	0.00	0.00	0.00	0.00	0.00	0.00	0.00	0.00	0.00	0.00	0.00	0.00	0.00
12	0.00	0.00	0.00	0.00	0.00	0.00	0.00	0.00	0.00	0.00	0.00	0.00	0.00	0.00	0.00	0.00	0.00	0.00	0.00	0.00	0.00	0.00	0.00	0.00	0.00
13	0.00	0.00	0.00	0.00	0.00	0.00	0.00	0.00	0.00	0.00	0.00	0.00	0.00	0.00	0.00	0.00	0.00	0.00	0.00	0.00	0.00	0.00	0.00	0.00	0.00
14	0.00	0.00	0.00	0.00	0.00	0.00	0.00	0.00	0.00	-	-	-	-	-	-	-	-	-	-	0.00	-	-	-	-	0.00
15	-	-	-	-	-	-	-	-	-	-	-	0.00	0.00	0.00	0.00	0.00	0.00	0.00	0.00	0.00	0.00	0.00	0.00	0.00	0.00
16	-	-	-	-	-	-	-	-	-	-	-	-	-	-	-	-	-	-	-	-	0.00	0.00	0.00	0.00	0.00
17	0.00	0.00	0.00	0.00	0.00	0.00	0.00	0.00	0.00	0.00	0.00	0.00	0.00	0.00	0.00	0.00	0.00	0.00	0.00	0.00	0.00	0.00	0.00	0.00	0.00
18	0.00	0.00	0.00	0.00	0.00	0.00	0.00	0.00	0.00	0.00	0.00	0.00	0.00	0.00	0.00	0.00	0.00	0.00	0.00	0.00	0.00	0.00	0.00	0.00	0.00
19	0.00	0.00	0.00	0.00	0.00	0.00	0.00	0.00	0.00	0.00	0.00	0.00	0.00	0.00	0.00	0.00	0.00	0.00	0.00	0.00	0.00	0.00	0.00	0.00	0.00
20	0.00	0.00	0.00	0.00	0.00	0.00	0.00	0.00	0.00	0.00	-	-	-	-	0.00	0.00	0.00	0.00	0.00	0.00	0.00	0.00	0.00	0.00	0.00
21	0.00	0.00	0.00	0.00	0.00	-	0.00	0.00	0.00	0.00	0.00	0.00	0.00	0.00	0.00	0.00	0.00	0.00	0.00	0.00	0.00	0.00	0.00	0.00	0.00
22	0.00	0.00	0.00	0.00	0.00	0.00	0.00	0.00	0.00	0.00	0.00	0.00	0.00	0.00	0.00	0.00	0.00	0.00	0.00	0.00	0.00	0.00	0.00	0.00	0.00
23	0.00	0.00	0.00	0.00	0.00	0.00	0.00	0.00	0.00	0.00	0.00	-	-	-	-	-	-	0.00	0.00	0.00	0.00	0.00	0.00	0.00	0.00
24	0.00	0.00	0.00	0.00	0.00	0.00	0.00	0.00	0.00	0.00	0.00	0.00	-	-	-	-	0.00	0.00	0.00	0.00	0.00	0.00	0.00	0.00	0.00
25	0.00	0.00	0.00	0.00	0.00	0.00	0.00	0.00	0.00	0.00	0.00	0.00	0.00	0.00	0.00	0.00	0.00	0.00	0.00	0.00	0.00	0.00	0.00	0.00	0.00
26	0.00	0.00	0.00	0.00	0.00	0.00	0.00	0.00	0.00	-	-	-	-	-	-	-	-	0.00	0.00	0.00	0.00	0.00	0.00	0.00	0.00
27	0.00	-	-	-	0.00	-	0.00	0.00	0.00	0.00	0.00	0.00	0.00	0.00	0.00	0.00	0.00	0.00	0.00	0.00	0.00	0.00	0.00	0.00	0.00
28	-	-	0.00	0.00	0.00	0.00	0.00	0.00	0.00	0.00	-	-	-	-	-	-	-	-	-	0.00	0.00	-	-	-	0.00
29	-	-	-	-	-	-	-	-	-	-	-	-	-	-	-	-	-	-	-	0.00	0.00	0.00	0.00	0.00	0.00
30	0.00	0.00	0.00	0.00	0.00	0.00	0.00	0.00	0.00	0.00	0.00	0.00	0.00	0.00	0.00	0.00	0.00	0.00	0.00	0.00	0.00	0.00	0.00	0.00	0.00

Hungary April 2019



Societate Administrată în sistem Dualist

Market for Allocation of Cross-Border Capacities

Intraday Auctions on Romanian – Hungarian border



Auction Price [Euro/MWh] - Import

Day	1	2	3	4	5	6	7	8	9	10	11	12	13	14	15	16	17	18	19	20	21	22	23	24	Max	
1	0.00	0.00	0.00	0.00	0.00	0.00	-	0.00	0.00	0.00	0.00	0.00	0.00	0.00	0.00	0.00	0.00	0.00	0.00	0.00	0.00	0.00	0.00	0.00	0.00	0.00
2	0.00	0.00	0.00	0.00	0.00	0.00	0.00	0.00	0.00	0.00	0.00	0.00	0.00	0.00	0.00	0.00	0.00	0.00	0.00	0.00	0.00	0.00	0.00	0.00	0.00	0.00
3	0.00	0.00	0.00	0.00	0.00	0.00	0.00	0.00	0.00	0.00	0.00	0.00	0.00	0.00	0.00	0.00	0.00	0.00	0.00	0.00	-	0.00	0.00	0.00	0.00	0.00
4	0.00	0.00	0.00	0.00	0.00	0.00	-	-	-	0.00	0.00	0.00	0.00	0.00	0.00	0.00	0.00	0.00	0.00	0.00	-	-	0.00	0.00	0.00	0.00
5	0.00	0.00	0.00	0.00	0.00	0.00	0.00	0.00	0.00	0.00	0.00	0.00	0.00	0.00	0.00	0.00	0.00	0.00	0.00	0.00	-	-	0.00	0.00	0.00	0.00
6	0.00	0.00	0.00	0.00	0.00	0.00	0.00	0.00	0.00	0.00	0.00	0.00	0.00	0.00	0.00	0.00	0.00	0.00	0.00	0.00	0.00	0.00	0.00	0.00	0.00	0.00
7	0.00	0.00	0.00	0.00	0.00	0.00	0.00	0.00	0.00	0.00	0.00	0.00	0.00	0.00	0.00	0.00	0.00	0.00	0.00	0.00	0.00	0.00	0.00	0.00	0.00	0.00
8	0.00	0.00	0.00	0.00	0.00	0.00	0.00	0.00	0.00	0.00	0.00	0.00	0.00	0.00	0.00	0.00	0.00	0.00	0.00	0.00	0.00	0.00	0.00	0.00	0.00	0.00
9	0.00	0.00	0.00	0.00	0.00	0.00	0.00	0.00	0.00	0.00	0.00	0.00	0.00	0.00	0.00	0.00	0.00	0.00	0.00	0.00	-	0.00	0.00	-	0.00	0.00
10	0.00	0.00	0.00	0.00	0.00	0.00	0.00	0.00	0.00	0.00	0.00	0.00	0.00	0.00	0.00	0.00	0.00	0.00	0.00	0.00	0.00	0.00	0.00	0.00	0.00	0.00
11	0.00	0.00	0.00	0.00	0.00	0.00	-	-	-	-	0.00	0.00	0.00	0.00	0.00	0.00	0.00	0.00	0.00	0.00	0.00	0.00	0.00	0.00	0.00	0.00
12	0.00	0.00	0.00	0.00	0.00	0.00	0.00	0.00	0.00	0.00	0.00	0.00	0.00	0.00	0.00	0.00	0.00	0.00	0.00	0.00	0.00	0.00	0.00	0.00	0.00	0.00
13	0.00	0.00	0.00	0.00	0.00	0.00	0.00	0.00	0.00	0.00	0.00	0.00	0.00	0.00	0.00	0.00	0.00	0.00	0.00	0.00	0.00	0.00	0.00	0.00	0.00	0.00
14	0.00	0.00	0.00	0.00	0.00	0.00	0.00	0.00	0.00	0.00	0.00	0.00	0.00	0.00	0.00	0.00	0.00	0.00	0.00	0.00	0.00	0.00	0.00	0.00	0.00	0.00
15	0.00	0.00	0.00	0.00	0.00	0.00	0.00	0.00	0.00	0.00	0.00	0.00	0.00	0.00	0.00	0.00	0.00	0.00	0.00	0.00	0.00	0.00	0.00	0.00	0.00	0.00
16	0.00	0.00	0.00	0.00	0.00	0.00	0.00	0.00	0.00	0.00	0.00	0.00	0.00	0.00	0.00	0.00	0.00	0.00	0.00	0.00	0.00	0.00	0.00	0.00	0.00	0.00
17	0.00	0.00	0.00	0.00	0.00	0.00	0.00	0.00	0.00	0.00	0.00	0.00	0.00	0.00	0.00	0.00	0.00	0.00	0.00	0.00	0.00	0.00	0.00	0.00	0.00	0.00
18	0.00	0.00	0.00	0.00	0.00	0.00	0.00	0.00	0.00	0.00	0.00	0.00	0.00	0.00	0.00	0.00	0.00	0.00	0.00	0.00	0.00	0.00	0.00	0.00	0.00	0.00
19	0.00	0.00	0.00	0.00	0.00	0.00	0.00	0.00	0.00	0.00	0.00	0.00	0.00	0.00	0.00	0.00	0.00	0.00	0.00	0.00	0.00	0.00	0.00	0.00	0.00	0.00
20	0.00	0.00	0.00	0.00	0.00	0.00	0.00	0.00	0.00	0.00	0.00	0.00	0.00	0.00	0.00	0.00	0.00	0.00	0.00	0.00	0.00	0.00	0.00	0.00	0.00	0.00
21	0.00	0.00	0.00	0.00	0.00	0.00	0.00	0.00	0.00	0.00	0.00	0.00	0.00	0.00	0.00	0.00	0.00	0.00	0.00	0.00	0.00	0.00	0.00	0.00	0.00	0.00
22	0.00	0.00	0.00	0.00	0.00	0.00	0.00	0.00	0.00	0.00	0.00	0.00	0.00	0.00	0.00	0.00	0.00	0.00	0.00	0.00	0.00	0.00	0.00	0.00	0.00	0.00
23	-	-	-	-	-	-	0.00	0.00	0.00	0.00	0.00	0.00	0.00	0.00	0.00	0.00	0.00	0.00	0.00	0.00	0.00	0.00	0.00	0.00	0.00	0.00
24	0.00	0.00	0.00	0.00	0.00	0.00	0.00	0.00	0.00	0.00	0.00	0.00	0.00	0.00	0.00	0.00	0.00	0.00	0.00	0.00	0.00	0.00	0.00	0.00	0.00	0.00
25	0.00	0.00	0.00	0.00	0.00	0.00	0.00	0.00	0.00	0.00	0.00	0.00	0.00	0.00	0.00	0.00	0.00	0.00	0.00	0.00	0.00	0.00	0.00	0.00	0.00	0.00
26	0.00	0.00	0.00	0.00	0.00	0.00	0.00	0.00	0.00	0.00	0.00	0.00	0.00	0.00	0.00	0.00	0.00	0.00	0.00	0.00	0.00	0.00	0.00	0.00	0.00	0.00
27	0.00	0.00	0.00	0.00	0.00	0.00	0.00	0.00	0.00	0.00	0.00	0.00	0.00	0.00	0.00	0.00	0.00	0.00	0.00	0.00	0.00	0.00	0.00	0.00	0.00	0.00
28	0.00	0.00	0.00	0.00	0.00	0.00	0.00	0.00	0.00	0.00	0.00	0.00	0.00	0.00	0.00	0.00	0.00	0.00	0.00	0.00	0.00	0.00	0.00	0.00	0.00	0.00
29	0.00	0.00	0.00	0.00	0.00	0.00	0.00	0.00	0.00	0.00	0.00	0.00	0.00	0.00	0.00	0.00	0.00	0.00	0.00	0.00	0.00	0.00	0.00	0.00	0.00	0.00
30	0.00	0.00	0.00	0.00	0.00	0.00	0.00	0.00	0.00	0.00	0.00	0.00	0.00	0.00	0.00	0.00	0.00	0.00	0.00	0.00	0.00	0.00	0.00	0.00	0.00	0.00

Hungary April 2019

Public



Societate Administrată în sistem Dualist

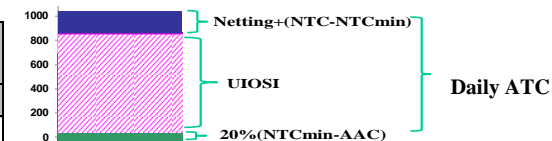
Market for Allocation of Cross-Border Capacities

Daily Auctions on Romanian – Bulgarian border

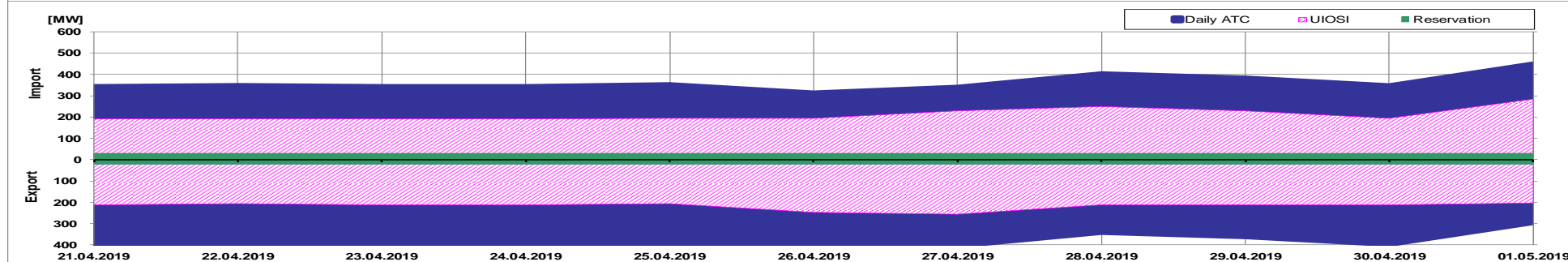
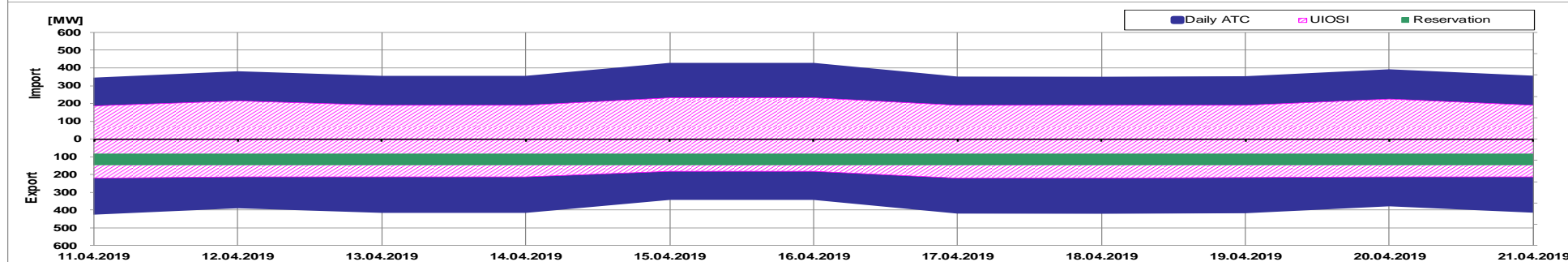
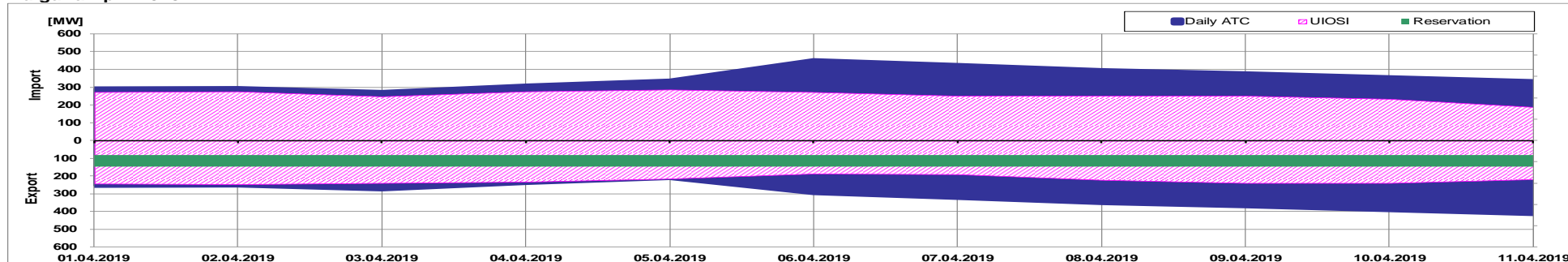


romania2019.eu
Președinția României la Consiliul Uniunii Europene

Reserved Capacity [MW] average value		Unused Capacity [MW] average value	
RO-BG	BG-RO	RO-BG	BG-RO
21	30	175	191



Bulgaria April 2019





Market for Allocation of Cross-Border Capacities

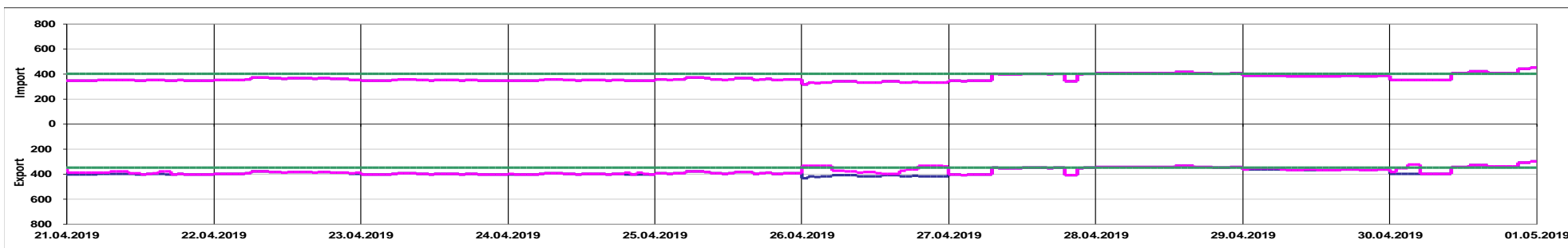
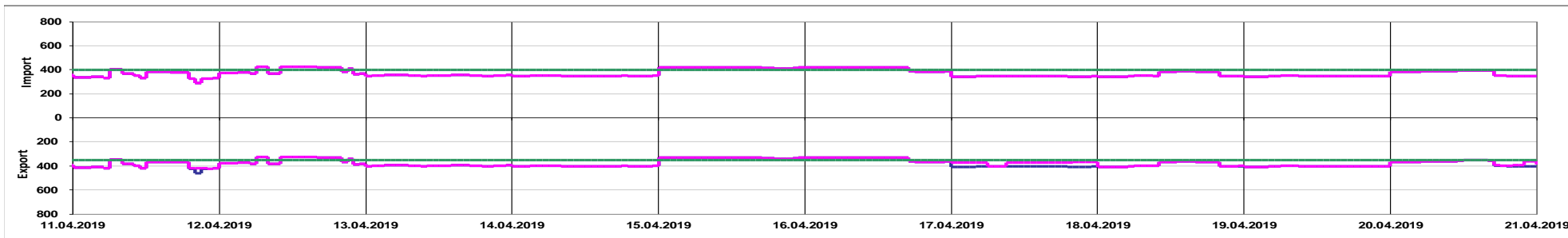
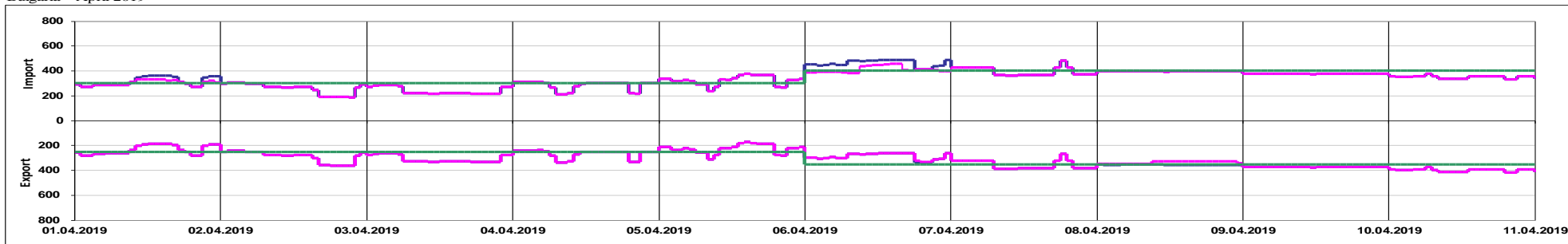


romania2019.eu
Președinția României la Consiliul Uniunii Europene

Daily Auctions on Romanian – Bulgarian border

Societate Administrată în sistem Dualist

Bulgaria April 2019



Offered Capacity on Daily Auction Import (+) / Export (-) [MW]

Allocated Capacity on Daily Auction Import (+) / Export (-) [MW]

Net Transfer Capacity (NTC) Import (+) / Export (-) [MW]



Societate Administrată în sistem Dualist

Market for Allocation of Cross-Border Capacities



romania2019.eu
Președinția României la Consiliul Uniunii Europene

Daily Auctions on Romanian – Bulgarian border

Auction Price [Euro/MWh] – Export

Day	1	2	3	4	5	6	7	8	9	10	11	12	13	14	15	16	17	18	19	20	21	22	23	24	Max
1	0.12	0.11	0.11	0.12	0.12	0.12	0.12	0.12	0.12	0.13	0.13	0.19	0.19	0.19	0.19	0.19	0.13	0.13	0.11	0.11	0.12	2.77	3.20	4.44	4.44
2	2.10	2.10	1.06	1.06	1.55	2.51	0.50	0.32	0.32	0.32	0.28	0.28	0.32	0.32	0.32	0.28	0.12	0.12	0.10	0.10	0.10	0.10	0.25	0.32	2.51
3	0.25	0.25	0.25	0.25	0.25	0.25	0.16	0.16	0.16	0.16	0.16	0.16	0.16	0.16	0.16	0.16	0.16	0.16	0.16	0.16	0.16	0.16	0.25	0.25	0.25
4	0.39	0.39	0.36	0.39	0.39	0.54	0.25	0.17	0.12	0.12	0.19	0.19	0.25	0.27	0.27	0.27	0.27	0.27	0.25	0.12	0.12	0.27	0.27	0.25	0.54
5	0.39	0.39	0.36	0.38	0.39	0.39	0.36	0.51	0.19	0.25	0.51	0.51	0.51	0.77	1.00	0.85	0.85	0.85	0.72	0.25	0.25	0.38	0.38	0.39	1.00
6	0.11	0.11	0.11	0.11	0.11	0.11	0.11	0.12	0.12	0.11	0.12	0.12	0.12	0.12	0.12	0.12	0.11	0.11	0.00	0.00	0.00	0.11	0.11	0.12	0.12
7	0.04	0.04	0.04	0.04	0.04	0.04	0.04	0.01	0.01	0.01	0.01	0.01	0.01	0.01	0.01	0.01	0.01	0.04	0.11	0.04	0.01	0.01	0.01	0.01	0.11
8	0.00	0.00	0.00	0.00	0.00	0.00	0.00	0.00	0.00	0.00	0.00	0.00	0.00	0.00	0.00	0.00	0.00	0.00	0.00	0.00	0.00	0.00	0.00	0.00	0.00
9	0.02	0.02	0.02	0.02	0.02	0.02	0.02	0.02	0.02	0.02	0.02	0.02	0.02	0.02	0.02	0.02	0.02	0.02	0.02	0.02	0.02	0.02	0.02	0.02	0.02
10	0.01	0.01	0.01	0.01	0.01	0.01	0.03	0.02	0.02	0.02	0.01	0.01	0.02	0.02	0.02	0.02	0.02	0.02	0.02	0.02	0.01	0.01	0.01	0.01	0.01
11	0.01	0.01	0.01	0.01	0.01	0.01	0.04	0.05	0.04	0.02	0.01	0.01	0.02	0.02	0.02	0.02	0.02	0.02	0.02	0.02	0.00	0.00	0.00	0.00	0.01
12	0.02	0.02	0.02	0.04	0.02	0.02	0.04	0.04	0.02	0.02	0.04	0.04	0.04	0.04	0.04	0.04	0.04	0.04	0.04	0.04	0.02	0.02	0.02	0.01	0.01
13	0.03	0.03	0.03	0.03	0.04	0.04	0.04	0.03	0.03	0.03	0.03	0.03	0.03	0.03	0.03	0.03	0.03	0.03	0.02	0.02	0.02	0.02	0.03	0.03	0.04
14	0.01	0.01	0.01	0.01	0.01	0.01	0.01	0.01	0.01	0.01	0.01	0.01	0.01	0.01	0.01	0.01	0.01	0.01	0.01	0.01	0.01	0.01	0.01	0.04	0.05
15	0.20	0.20	0.20	0.20	0.20	0.07	0.20	0.07	0.11	0.07	0.07	0.07	0.11	0.11	0.20	0.07	0.07	0.11	0.20	0.11	0.07	0.07	0.11	0.20	0.20
16	0.09	0.09	0.09	0.09	0.09	0.16	0.19	0.12	0.07	0.12	0.12	0.12	0.09	0.09	0.09	0.09	0.09	0.07	0.07	0.07	0.07	0.07	0.09	0.09	0.07
17	0.00	0.00	0.00	0.00	0.00	0.00	0.03	0.03	0.03	0.00	0.00	0.00	0.00	0.00	0.00	0.00	0.00	0.00	0.00	0.00	0.00	0.00	0.00	0.00	0.00
18	0.03	0.03	0.03	0.03	0.03	0.03	0.08	0.08	0.08	0.03	0.08	0.18	0.18	0.18	0.18	0.08	0.08	0.05	0.05	0.05	0.03	0.03	0.03	0.03	0.00
19	0.06	0.06	0.06	0.06	0.06	0.06	0.06	0.06	0.06	0.06	0.06	0.06	0.06	0.06	0.06	0.06	0.06	0.06	0.06	0.06	0.06	0.06	0.06	0.06	0.06
20	0.03	0.04	0.04	0.04	0.04	0.04	0.04	0.04	0.04	0.03	0.01	0.01	0.04	0.04	0.04	0.01	0.04	0.00	0.00	0.00	0.00	0.00	0.00	0.00	0.04
21	0.00	0.00	0.00	0.00	0.00	0.00	0.00	0.00	0.00	0.00	0.00	0.00	0.01	0.01	0.00	0.00	0.00	0.01	0.01	0.01	0.01	0.01	0.01	0.01	0.01
22	0.06	0.06	0.06	0.06	0.09	0.09	0.16	0.12	0.09	0.09	0.06	0.06	0.06	0.06	0.06	0.01	0.01	0.06	0.06	0.01	0.01	0.06	0.00	0.00	0.16
23	0.06	0.06	0.06	0.06	0.06	0.09	0.09	0.09	0.09	0.09	0.09	0.09	0.09	0.09	0.09	0.09	0.09	0.09	0.09	0.09	0.09	0.09	0.09	0.09	0.09
24	0.00	0.03	0.03	0.03	0.03	0.03	0.03	0.03	0.03	0.03	0.03	0.03	0.09	0.03	0.03	0.03	0.03	0.03	0.03	0.03	0.00	0.03	0.00	0.00	0.03
25	0.10	0.10	0.10	0.10	0.10	0.10	0.17	0.12	0.10	0.09	0.10	0.10	0.10	0.10	0.10	0.10	0.10	0.10	0.10	0.10	0.09	0.05	0.05	0.05	0.09
26	0.00	0.00	0.00	0.00	0.00	0.00	0.00	0.00	0.00	0.00	0.00	0.00	0.00	0.00	0.00	0.00	0.00	0.00	0.00	0.00	0.00	0.00	0.00	0.00	0.00
27	0.13	0.09	0.09	0.09	0.09	0.09	0.09	0.10	0.10	0.10	0.23	0.23	0.23	0.23	0.23	0.23	0.23	0.23	0.23	0.13	0.13	0.23	0.23	0.23	0.23
28	0.05	0.05	0.05	0.05	0.05	0.05	0.05	0.05	0.05	0.05	0.05	0.05	0.05	0.05	0.05	0.05	0.05	0.05	0.05	0.05	0.05	0.05	0.05	0.05	0.05
29	0.09	0.00	0.00	0.00	0.00	0.00	0.15	0.09	0.09	0.00	0.00	0.00	0.02	0.02	0.02	0.09	0.09	0.02	0.09	0.08	0.08	0.07	0.08	0.09	0.15
30	0.00	0.00	0.00	0.00	0.00	0.05	0.09	0.09	0.09	0.00	0.12	0.05	0.05	0.12	0.15	0.12	0.00	0.00	0.00	0.00	0.00	0.17	0.22	0.22	0.22

Bulgaria April 2019



Societate Administrată în sistem Dualist

Market for Allocation of Cross-Border Capacities



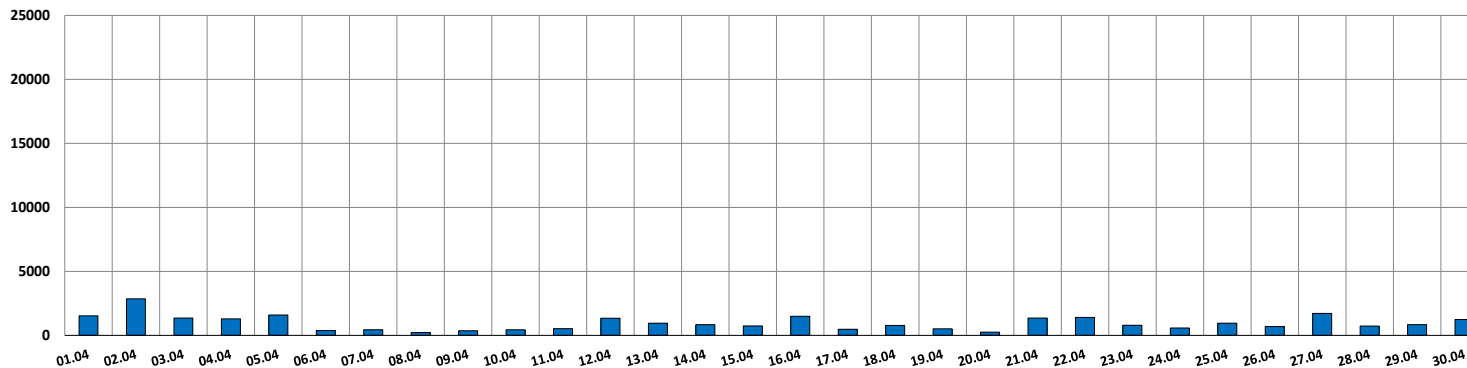
Daily Auctions on Romanian – Bulgarian border

Auction Price [Euro/MWh] – Import

Day	1	2	3	4	5	6	7	8	9	10	11	12	13	14	15	16	17	18	19	20	21	22	23	24	Max	
1	0.11	0.12	0.12	0.10	0.05	0.05	0.03	0.03	0.12	0.10	0.00	0.00	0.00	0.00	0.00	0.00	0.00	0.11	0.10	0.12	0.12	0.00	0.00	0.00	0.12	
2	0.25	0.25	0.25	0.25	0.25	0.25	0.17	0.25	0.25	0.25	0.25	0.25	0.25	0.34	0.34	0.35	0.45	0.45	0.46	0.46	0.46	0.46	0.25	0.17	0.46	
3	0.12	0.12	0.11	0.11	0.11	0.11	0.22	0.22	0.22	0.22	0.25	0.35	0.35	0.35	0.25	0.25	0.25	0.35	0.35	0.35	0.35	0.35	0.25	0.22	0.22	0.35
4	0.09	0.09	0.09	0.09	0.09	0.09	0.18	0.26	0.26	0.35	0.18	0.12	0.12	0.12	0.12	0.12	0.11	0.11	0.12	0.18	0.26	0.12	0.11	0.11	0.35	
5	0.03	0.03	0.05	0.05	0.05	0.05	0.34	0.34	0.34	0.22	0.03	0.03	0.05	0.02	0.02	0.02	0.02	0.02	0.02	0.22	0.22	0.05	0.05	0.03	0.34	
6	0.00	0.00	0.00	0.00	0.00	0.00	0.00	0.00	0.00	0.00	0.00	0.00	0.00	0.00	0.00	0.00	0.00	0.00	0.07	0.07	0.03	0.00	0.00	0.00	0.07	
7	0.06	0.06	0.06	0.06	0.06	0.06	0.06	0.08	0.08	0.08	0.09	0.09	0.09	0.09	0.09	0.08	0.08	0.06	0.02	0.06	0.08	0.08	0.07	0.07	0.09	
8	0.06	0.06	0.06	0.06	0.02	0.02	0.02	0.05	0.05	0.05	0.05	0.05	0.05	0.05	0.05	0.05	0.05	0.06	0.06	0.06	0.06	0.06	0.02	0.02	0.06	
9	0.05	0.05	0.06	0.06	0.05	0.04	0.05	0.05	0.05	0.05	0.05	0.09	0.05	0.05	0.05	0.05	0.05	0.09	0.09	0.09	0.09	0.06	0.06	0.06	0.09	
10	0.06	0.06	0.06	0.06	0.06	0.06	0.06	0.09	0.12	0.09	0.09	0.09	0.09	0.08	0.08	0.08	0.08	0.09	0.09	0.22	0.22	0.08	0.06	0.06	0.22	
11	0.09	0.10	0.09	0.09	0.09	0.09	0.05	0.10	0.11	0.10	0.11	0.12	0.09	0.09	0.09	0.09	0.09	0.11	0.11	0.27	0.27	0.11	0.09	0.09	0.27	
12	0.33	0.33	0.33	0.33	0.33	0.26	0.17	0.17	0.28	0.28	0.22	0.22	0.22	0.22	0.22	0.22	0.22	0.22	0.22	0.22	0.28	0.22	0.33	0.33	0.33	
13	0.16	0.16	0.16	0.16	0.21	0.21	0.16	0.16	0.14	0.22	0.22	0.22	0.22	0.22	0.22	0.22	0.17	0.22	0.22	0.22	0.22	0.17	0.16	0.17	0.22	
14	0.18	0.18	0.18	0.18	0.18	0.18	0.18	0.18	0.18	0.15	0.18	0.18	0.18	0.18	0.15	0.18	0.15	0.18	0.18	0.30	0.30	0.18	0.18	0.18	0.30	
15	0.04	0.04	0.04	0.04	0.04	0.04	0.04	0.05	0.05	0.04	0.04	0.04	0.04	0.05	0.05	0.04	0.04	0.05	0.05	0.05	0.05	0.05	0.05	0.05	0.05	
16	0.22	0.18	0.18	0.18	0.12	0.18	0.12	0.09	0.09	0.22	0.22	0.22	0.22	0.22	0.22	0.18	0.18	0.35	0.35	0.35	0.22	0.37	0.37	0.35	0.37	
17	0.14	0.14	0.09	0.09	0.09	0.06	0.06	0.06	0.09	0.13	0.14	0.14	0.14	0.14	0.13	0.13	0.13	0.13	0.14	0.13	0.13	0.09	0.09	0.06	0.14	
18	0.11	0.11	0.11	0.11	0.11	0.11	0.09	0.09	0.09	0.11	0.11	0.11	0.11	0.11	0.11	0.11	0.11	0.11	0.11	0.11	0.12	0.11	0.11	0.11	0.12	
19	0.05	0.05	0.05	0.05	0.05	0.05	0.02	0.02	0.02	0.05	0.05	0.06	0.06	0.06	0.06	0.06	0.06	0.06	0.06	0.06	0.06	0.06	0.06	0.06	0.06	
20	0.02	0.02	0.02	0.02	0.02	0.02	0.02	0.02	0.04	0.04	0.04	0.04	0.04	0.04	0.04	0.04	0.02	0.04	0.04	0.04	0.04	0.04	0.04	0.04	0.04	
21	0.26	0.26	0.37	0.37	0.43	0.43	0.37	0.37	0.43	0.61	0.34	0.30	0.26	0.26	0.26	0.26	0.26	0.26	0.26	0.26	0.26	0.26	0.26	0.26	0.61	
22	0.26	0.26	0.26	0.26	0.26	0.26	0.26	0.26	0.26	0.26	0.26	0.26	0.26	0.26	0.26	0.26	0.26	0.26	0.26	0.26	0.26	0.26	0.26	0.26	0.26	
23	0.16	0.16	0.16	0.16	0.09	0.09	0.09	0.09	0.09	0.09	0.06	0.06	0.06	0.06	0.06	0.06	0.06	0.09	0.09	0.09	0.09	0.09	0.09	0.09	0.16	
24	0.12	0.12	0.16	0.16	0.12	0.06	0.06	0.06	0.06	0.06	0.12	0.12	0.12	0.12	0.12	0.12	0.12	0.12	0.12	0.12	0.12	0.06	0.06	0.12	0.16	
25	0.18	0.18	0.18	0.18	0.16	0.07	0.06	0.06	0.06	0.07	0.07	0.18	0.09	0.07	0.06	0.06	0.07	0.07	0.07	0.18	0.16	0.18	0.18	0.18	0.18	
26	0.16	0.12	0.18	0.18	0.18	0.18	0.16	0.16	0.16	0.17	0.18	0.33	0.18	0.18	0.16	0.17	0.16	0.13	0.13	0.16	0.16	0.18	0.18	0.16	0.33	
27	0.23	0.23	0.23	0.23	0.23	0.33	0.33	0.23	0.23	0.23	0.18	0.20	0.18	0.18	0.18	0.16	0.16	0.16	0.16	0.33	0.33	0.23	0.18	0.18	0.33	
28	0.09	0.09	0.09	0.09	0.09	0.09	0.09	0.09	0.14	0.06	0.14	0.14	0.14	0.06	0.06	0.06	0.14	0.14	0.09	0.09	0.16	0.16	0.16	0.09	0.16	
29	0.11	0.11	0.11	0.11	0.11	0.11	0.11	0.11	0.11	0.11	0.11	0.11	0.11	0.11	0.11	0.11	0.11	0.11	0.11	0.28	0.28	0.28	0.23	0.11	0.28	
30	0.35	0.25	0.25	0.17	0.17	0.36	0.35	0.36	0.36	0.36	0.25	0.26	0.25	0.25	0.09	0.25	0.09	0.06	0.13	0.26	0.22	0.05	0.04	0.00	0.36	

Bulgaria April 2019

Venit congestie RO

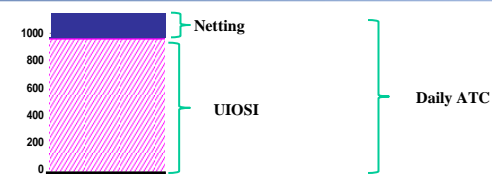


Day	Congestion Income border RO-BG [Euro]	Congestion Income RO [Euro]
01.04	3049	1524
02.04	5697	2849
03.04	2701	1351
04.04	2574	1287
05.04	3171	1585
06.04	745	373
07.04	861	430
08.04	451	225
09.04	722	361
10.04	883	442
11.04	1059	530
12.04	2666	1333
13.04	1907	953
14.04	1678	839
15.04	1473	737
16.04	2972	1486
17.04	954	477
18.04	1560	780
19.04	1010	505
20.04	499	249
21.04	2704	1352
22.04	2793	1396
23.04	1571	785
24.04	1149	575
25.04	1908	954
26.04	1366	683
27.04	3431	1715
28.04	1446	723
29.04	1682	841
30.04	2466	1233
Total	57148	28574

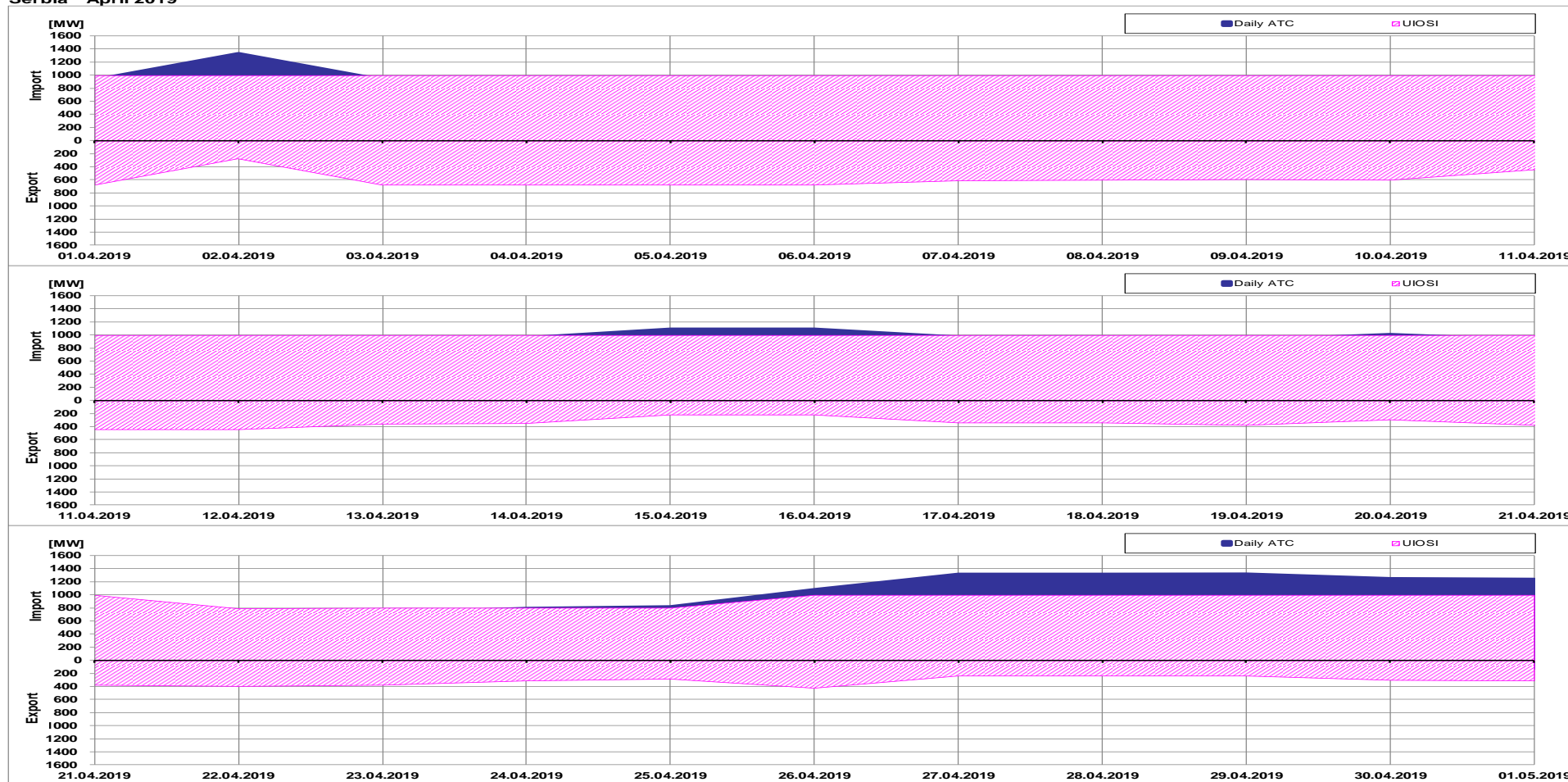
Daily Income [Euro]		Remuneration UIOSI [Euro]	
RO-BG	BG-RO	RO-BG	BG-RO
22709	34439	14202	18453
57148		32655	

TSO Income (Z-R) [Euro]	RO TSO Income (Z-R) [Euro]
24493	12246

Unused Capacity [MW] average value	
RO-RS	RS-RO
236	763



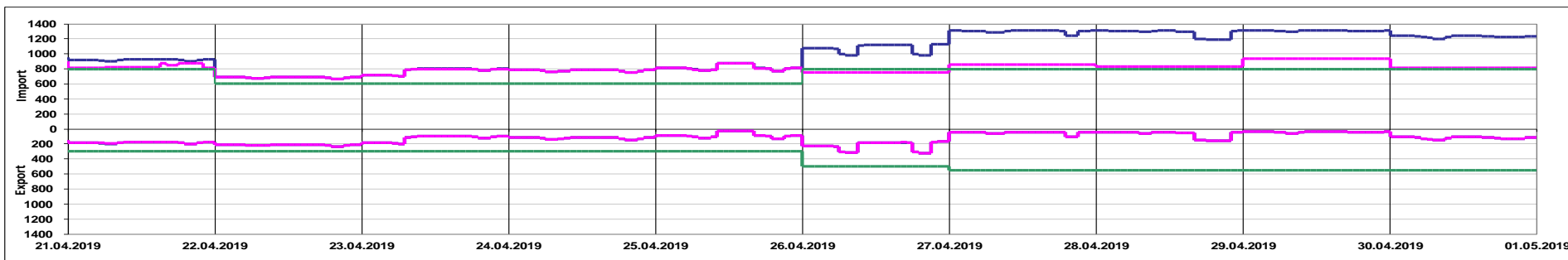
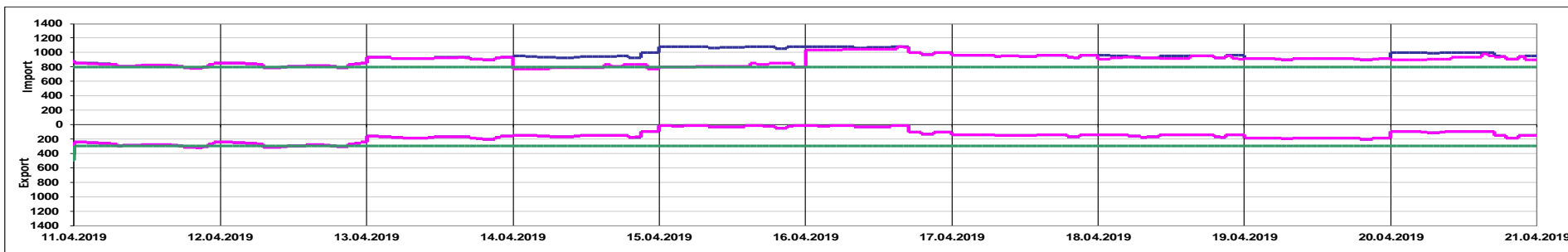
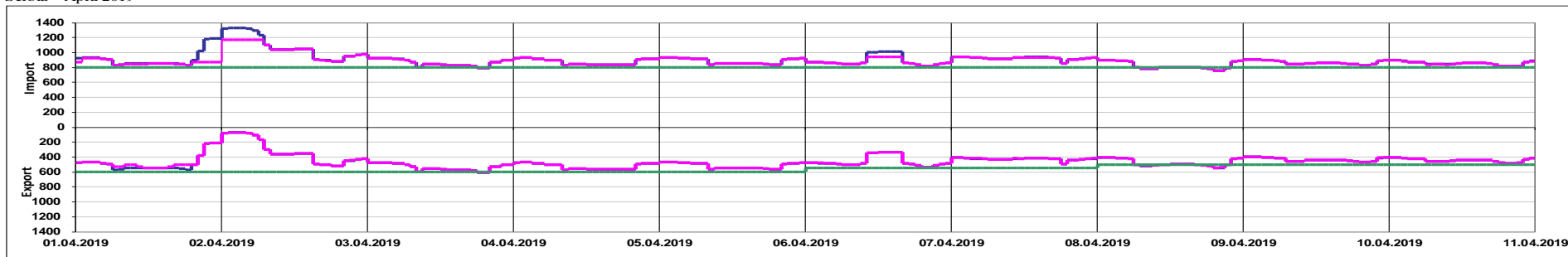
Serbia April 2019



Daily Auctions on Romanian – Serbian border

Societate Administrată în sistem Dualist

Serbia April 2019



Offered Capacity on Daily Auction Import (+) / Export (-) [MW]

Allocated Capacity on Daily Auction Import (+) / Export (-) [MW]

Net Transfer Capacity (NTC) Import (+) / Export (-) [MW]

Daily Auctions on Romanian – Serbian border

Auction Price [Euro/MWh] – Export

Day	1	2	3	4	5	6	7	8	9	10	11	12	13	14	15	16	17	18	19	20	21	22	23	24	Max
1	0.03	0.03	0.03	0.03	0.03	0.03	0.00	0.00	0.00	0.00	0.00	0.02	0.02	0.02	0.02	0.00	0.00	0.00	0.00	0.00	0.09	1.50	2.00	5.77	5.77
2	11.50	11.50	11.50	11.50	5.10	2.00	0.50	0.32	0.25	0.25	0.25	0.25	0.17	0.17	0.17	0.06	0.06	0.06	0.04	0.04	0.06	0.06	0.08	0.08	11.50
3	0.11	0.11	0.11	0.11	0.11	0.10	0.06	0.06	0.03	0.05	0.05	0.05	0.04	0.03	0.03	0.03	0.03	0.03	0.03	0.03	0.06	0.06	0.06	0.09	0.11
4	0.20	0.20	0.20	0.20	0.20	0.16	0.10	0.10	0.05	0.06	0.06	0.06	0.06	0.06	0.06	0.06	0.06	0.06	0.06	0.06	0.10	0.10	0.11	0.15	0.20
5	0.34	0.34	0.34	0.34	0.34	0.32	0.22	0.22	0.39	0.42	0.53	0.54	0.54	0.54	0.54	0.54	0.54	0.15	0.15	0.11	0.22	0.22	0.29	0.29	0.54
6	0.09	0.09	0.09	0.09	0.09	0.09	0.09	0.09	0.07	0.09	0.22	0.22	0.25	0.25	0.25	0.20	0.12	0.09	0.06	0.06	0.06	0.06	0.09	0.09	0.25
7	0.09	0.09	0.09	0.09	0.09	0.09	0.09	0.09	0.09	0.09	0.09	0.30	0.33	0.33	0.33	0.33	0.30	0.08	0.08	0.08	0.08	0.08	0.08	0.08	0.33
8	0.04	0.04	0.04	0.04	0.04	0.03	0.02	0.02	0.02	0.02	0.02	0.02	0.02	0.02	0.02	0.02	0.02	0.02	0.02	0.01	0.01	0.02	0.03	0.03	0.04
9	0.16	0.12	0.12	0.12	0.12	0.12	0.09	0.08	0.08	0.08	0.08	0.08	0.08	0.08	0.08	0.08	0.08	0.08	0.08	0.06	0.06	0.08	0.12	0.12	0.16
10	0.12	0.12	0.10	0.10	0.10	0.10	0.09	0.03	0.03	0.08	0.08	0.09	0.09	0.09	0.09	0.09	0.09	0.08	0.06	0.03	0.03	0.06	0.10	0.12	0.12
11	0.20	0.20	0.20	0.20	0.20	0.20	0.19	0.13	0.13	0.13	0.19	0.19	0.19	0.27	0.27	0.19	0.19	0.16	0.10	0.10	0.10	0.16	0.19	0.20	0.27
12	0.22	0.22	0.22	0.22	0.21	0.20	0.20	0.17	0.17	0.20	0.20	0.20	0.22	0.22	0.22	0.20	0.20	0.20	0.20	0.20	0.20	0.21	0.21	0.22	0.22
13	0.44	0.44	0.44	0.44	0.44	0.25	0.25	0.20	0.20	0.36	0.44	0.44	0.44	0.44	0.44	0.44	0.44	0.20	0.20	0.20	0.20	0.44	0.44	0.44	0.44
14	0.89	0.89	0.89	0.89	0.66	0.66	0.46	0.86	0.86	1.23	2.23	2.50	2.50	2.50	1.56	1.56	1.56	0.89	0.89	0.51	0.88	8.00	8.00	8.00	8.00
15	8.50	8.50	8.50	8.50	8.50	8.50	8.50	8.50	6.82	5.93	4.95	5.55	6.33	5.91	8.50	8.50	8.50	8.50	8.50	6.82	1.95	8.50	8.50	8.50	8.50
16	7.50	8.33	7.57	7.50	7.50	7.50	7.50	7.50	4.69	4.12	4.12	4.12	4.12	4.12	7.50	7.50	5.03	0.33	0.33	0.33	0.33	0.33	0.33	0.33	8.33
17	0.38	0.38	0.29	0.29	0.29	0.29	0.29	0.65	0.65	0.65	0.65	0.65	0.65	0.65	0.66	0.66	0.29	0.29	0.29	0.22	0.21	0.38	0.38	0.38	0.66
18	0.30	0.30	0.30	0.30	0.30	0.30	0.30	0.26	0.26	0.26	1.51	1.51	1.51	1.51	0.89	0.55	0.55	0.30	0.30	0.26	0.26	0.30	0.30	0.30	1.51
19	0.20	0.20	0.20	0.20	0.20	0.20	0.17	0.17	0.20	0.20	0.39	0.51	0.51	0.51	0.51	0.45	0.51	0.20	0.20	0.20	0.20	0.20	0.20	0.20	0.51
20	4.51	5.38	7.17	7.34	6.71	5.62	3.47	3.06	4.35	4.00	5.06	5.87	5.00	4.90	4.17	2.00	2.00	0.33	0.33	0.25	0.25	0.33	0.33	0.33	7.34
21	0.25	0.25	0.25	0.25	0.25	0.25	0.25	0.25	0.25	0.25	0.25	0.25	0.25	0.25	0.25	0.25	0.25	0.25	0.25	0.25	0.25	0.25	0.25	0.25	0.25
22	0.25	0.25	0.25	0.25	0.25	0.25	0.17	0.17	0.17	0.17	0.17	0.38	0.38	0.38	0.38	0.17	0.17	0.17	0.17	0.16	0.16	0.25	0.25	0.25	0.38
23	0.27	0.27	0.27	0.27	0.27	0.27	0.29	1.87	1.87	1.87	1.87	1.87	1.87	1.87	1.87	1.87	1.87	1.87	1.87	1.40	1.40	1.87	0.51	0.51	1.87
24	1.37	1.17	0.55	0.55	0.55	0.55	1.59	1.59	2.00	2.00	9.00	9.00	11.00	11.00	11.00	11.00	11.00	9.00	2.50	1.56	1.56	1.29	1.80	6.88	11.00
25	0.23	0.23	0.23	0.23	0.23	0.23	0.17	0.17	0.17	0.17	0.55	0.55	0.55	0.55	0.55	0.55	0.20	0.20	0.20	0.16	0.16	0.23	0.25	0.25	0.55
26	0.30	0.30	0.30	0.30	0.30	0.30	0.21	0.21	0.21	2.22	3.00	3.56	3.56	3.56	3.44	3.00	2.00	1.15	0.21	0.21	0.20	0.62	0.77	1.00	3.56
27	1.53	1.53	1.53	1.53	1.53	1.25	0.97	1.94	1.94	5.25	8.00	8.00	8.00	8.00	8.00	8.00	3.88	3.88	3.88	0.76	0.76	6.40	6.56	6.56	8.00
28	0.64	0.64	1.00	1.00	0.80	0.64	0.64	0.55	0.55	0.57	1.13	0.98	1.22	3.00	2.00	2.26	0.62	0.54	0.54	0.54	0.54	0.54	1.51	1.89	3.00
29	3.63	4.39	4.47	4.72	5.07	6.06	7.23	8.09	6.95	4.92	6.04	6.94	6.95	9.56	8.70	8.23	9.28	7.77	1.20	0.80	0.55	0.55	1.04	1.58	9.56
30	1.00	2.00	2.00	2.00	2.00	0.88	1.00	0.88	0.88	1.19	2.00	2.00	2.00	2.00	2.00	2.00	2.00	2.45	2.71	2.45	2.20	4.04	9.31	9.09	9.31

Serbia April 2019

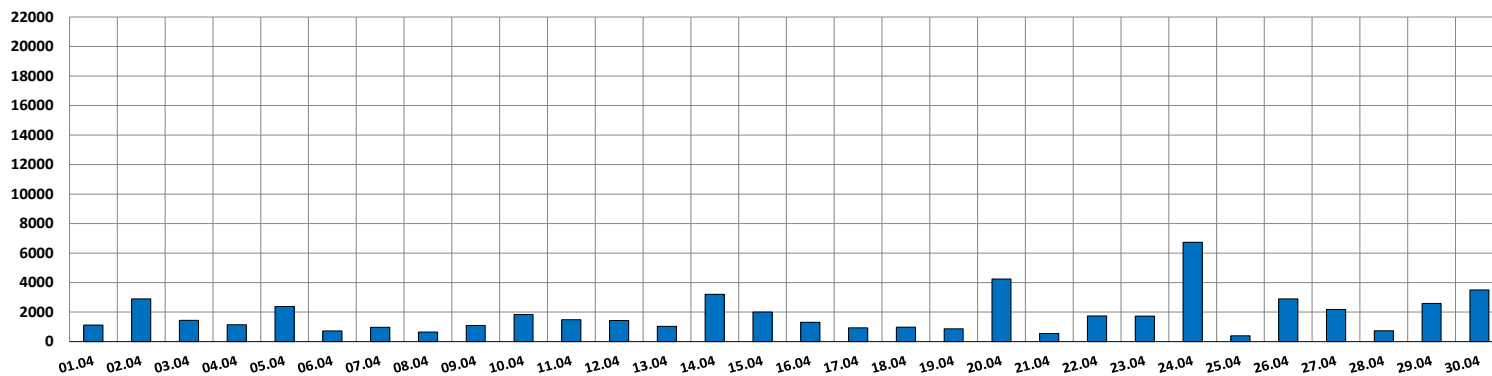
Daily Auctions on Romanian – Serbian border

Auction Price [Euro/MWh] – Import

Day	1	2	3	4	5	6	7	8	9	10	11	12	13	14	15	16	17	18	19	20	21	22	23	24	Max	
1	0.00	0.00	0.00	0.00	0.01	0.01	0.01	0.01	0.01	0.01	0.01	0.01	0.01	0.01	0.01	0.01	0.01	0.01	0.01	0.00	0.00	0.00	0.00	0.00	0.01	
2	0.00	0.00	0.00	0.00	0.00	0.00	0.00	0.01	0.01	0.01	0.01	0.01	0.01	0.01	0.01	0.12	0.12	0.12	0.12	0.12	0.12	0.05	0.08	0.05	0.05	0.12
3	0.03	0.03	0.03	0.03	0.03	0.03	0.03	0.08	0.09	0.12	0.08	0.09	0.09	0.10	0.10	0.10	0.17	0.17	0.17	0.22	0.36	0.22	0.08	0.06	0.06	0.36
4	0.01	0.01	0.01	0.03	0.03	0.07	0.08	0.10	0.18	0.05	0.05	0.05	0.05	0.05	0.05	0.05	0.05	0.05	0.05	0.08	0.03	0.03	0.01	0.01	0.18	
5	0.01	0.01	0.01	0.01	0.01	0.01	0.01	0.02	0.05	0.02	0.02	0.02	0.02	0.02	0.02	0.02	0.02	0.02	0.02	0.03	0.02	0.01	0.01	0.01	0.05	
6	0.01	0.01	0.01	0.01	0.01	0.02	0.03	0.03	0.02	0.01	0.00	0.00	0.00	0.00	0.00	0.00	0.01	0.02	0.02	0.02	0.02	0.01	0.01	0.01	0.03	
7	0.02	0.02	0.02	0.02	0.02	0.02	0.02	0.02	0.02	0.02	0.02	0.02	0.02	0.02	0.02	0.02	0.02	0.02	0.03	0.03	0.03	0.02	0.02	0.02	0.03	
8	0.01	0.01	0.01	0.01	0.01	0.01	0.08	0.08	0.08	0.08	0.07	0.07	0.07	0.07	0.07	0.07	0.07	0.08	0.08	0.08	0.08	0.07	0.01	0.01	0.08	
9	0.03	0.03	0.03	0.03	0.03	0.03	0.03	0.09	0.09	0.09	0.09	0.09	0.09	0.03	0.03	0.03	0.09	0.09	0.10	0.10	0.10	0.10	0.03	0.03	0.10	
10	0.05	0.05	0.05	0.05	0.05	0.05	0.12	0.22	0.22	0.21	0.21	0.21	0.21	0.21	0.19	0.19	0.12	0.12	0.15	0.21	0.21	0.12	0.05	0.05	0.22	
11	0.05	0.05	0.05	0.05	0.05	0.05	0.09	0.09	0.09	0.09	0.09	0.09	0.09	0.09	0.09	0.09	0.09	0.15	0.15	0.15	0.21	0.15	0.06	0.05	0.21	
12	0.04	0.04	0.04	0.04	0.05	0.08	0.10	0.10	0.10	0.10	0.10	0.10	0.10	0.10	0.07	0.07	0.07	0.07	0.10	0.10	0.10	0.09	0.05	0.04	0.10	
13	0.02	0.02	0.02	0.02	0.02	0.04	0.03	0.03	0.03	0.02	0.02	0.02	0.02	0.02	0.02	0.02	0.02	0.04	0.04	0.04	0.04	0.02	0.02	0.02	0.04	
14	0.00	0.00	0.00	0.00	0.00	0.00	0.00	0.00	0.00	0.00	0.00	0.00	0.00	0.00	0.00	0.00	0.00	0.00	0.00	0.00	0.00	0.00	0.00	0.00	0.00	
15	0.00	0.00	0.00	0.00	0.00	0.00	0.00	0.00	0.00	0.00	0.00	0.00	0.00	0.00	0.00	0.00	0.00	0.00	0.00	0.00	0.00	0.00	0.00	0.00	0.00	
16	0.00	0.00	0.00	0.00	0.00	0.00	0.00	0.00	0.00	0.00	0.00	0.00	0.00	0.00	0.00	0.01	0.00	0.01	0.02	0.02	0.02	0.02	0.01	0.01	0.02	
17	0.01	0.01	0.02	0.02	0.02	0.02	0.01	0.02	0.01	0.01	0.01	0.01	0.01	0.01	0.01	0.02	0.02	0.02	0.02	0.02	0.02	0.02	0.02	0.01	0.01	0.02
18	0.00	0.00	0.00	0.00	0.00	0.00	0.00	0.01	0.00	0.00	0.00	0.00	0.00	0.00	0.00	0.01	0.00	0.00	0.01	0.01	0.01	0.01	0.00	0.00	0.01	
19	0.02	0.02	0.02	0.02	0.02	0.02	0.02	0.02	0.02	0.02	0.02	0.02	0.02	0.02	0.02	0.03	0.02	0.02	0.03	0.03	0.03	0.03	0.02	0.02	0.03	
20	0.00	0.00	0.00	0.00	0.00	0.00	0.00	0.00	0.00	0.00	0.00	0.00	0.00	0.00	0.00	0.00	0.00	0.00	0.01	0.02	0.02	0.01	0.00	0.00	0.02	
21	0.00	0.00	0.00	0.00	0.00	0.00	0.00	0.00	0.00	0.00	0.00	0.00	0.00	0.00	0.00	0.00	0.00	0.00	0.00	0.00	0.00	0.00	0.00	0.00	0.00	
22	0.12	0.12	0.12	0.12	0.12	0.12	0.12	0.12	0.12	0.12	0.17	0.17	0.17	0.17	0.17	0.17	0.12	0.12	0.15	0.17	0.17	0.15	0.12	0.12	0.17	
23	0.03	0.03	0.03	0.03	0.03	0.07	0.03	0.01	0.00	0.00	0.00	0.00	0.00	0.00	0.00	0.00	0.00	0.00	0.00	0.01	0.01	0.00	0.00	0.00	0.07	
24	0.03	0.03	0.03	0.03	0.03	0.03	0.05	0.05	0.05	0.05	0.03	0.03	0.03	0.03	0.03	0.03	0.03	0.03	0.05	0.05	0.05	0.05	0.03	0.03	0.05	
25	0.01	0.03	0.03	0.03	0.03	0.03	0.03	0.03	0.03	0.01	0.01	0.01	0.01	0.01	0.01	0.01	0.01	0.01	0.01	0.03	0.03	0.01	0.01	0.01	0.03	
26	0.00	0.00	0.00	0.00	0.00	0.00	0.00	0.00	0.00	0.00	0.00	0.00	0.00	0.00	0.00	0.00	0.00	0.00	0.00	0.00	0.00	0.00	0.00	0.00	0.00	
27	0.00	0.00	0.00	0.00	0.00	0.00	0.00	0.00	0.00	0.00	0.00	0.00	0.00	0.00	0.00	0.00	0.00	0.00	0.00	0.00	0.00	0.00	0.00	0.00	0.00	
28	0.00	0.00	0.00	0.00	0.00	0.00	0.00	0.00	0.00	0.00	0.00	0.00	0.00	0.00	0.00	0.00	0.00	0.00	0.00	0.00	0.00	0.00	0.00	0.00	0.00	
29	0.00	0.00	0.00	0.00	0.00	0.00	0.00	0.00	0.00	0.00	0.00	0.00	0.00	0.00	0.00	0.00	0.00	0.00	0.00	0.00	0.00	0.00	0.00	0.00	0.00	
30	0.00	0.00	0.00	0.00	0.00	0.00	0.00	0.00	0.00	0.00	0.00	0.00	0.00	0.00	0.00	0.00	0.00	0.00	0.00	0.00	0.00	0.00	0.00	0.00	0.00	

Serbia April 2019

Congestion Income RO

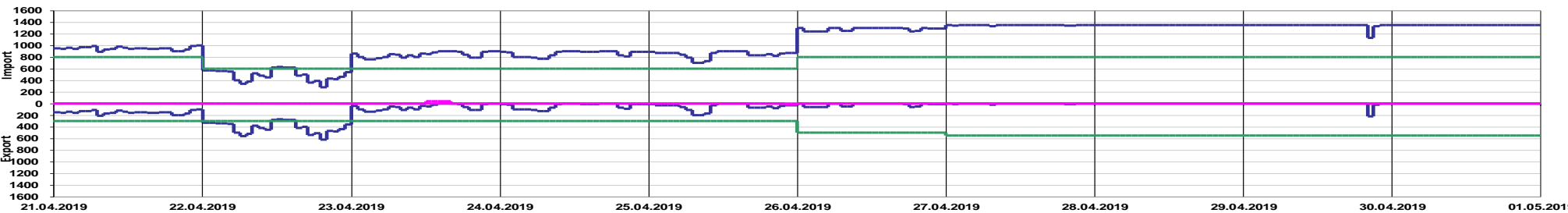
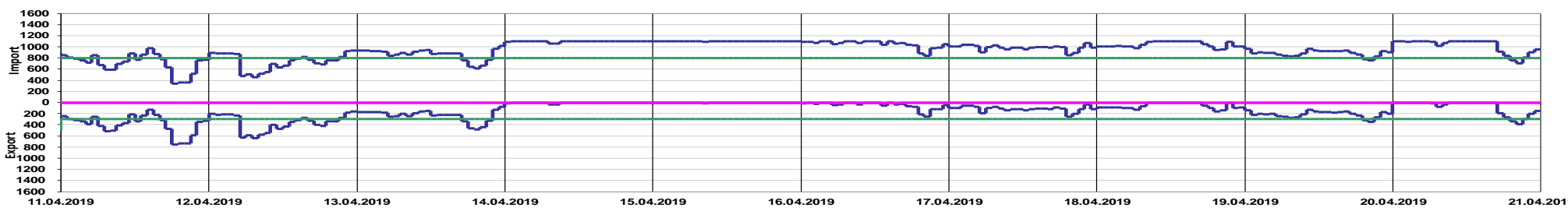
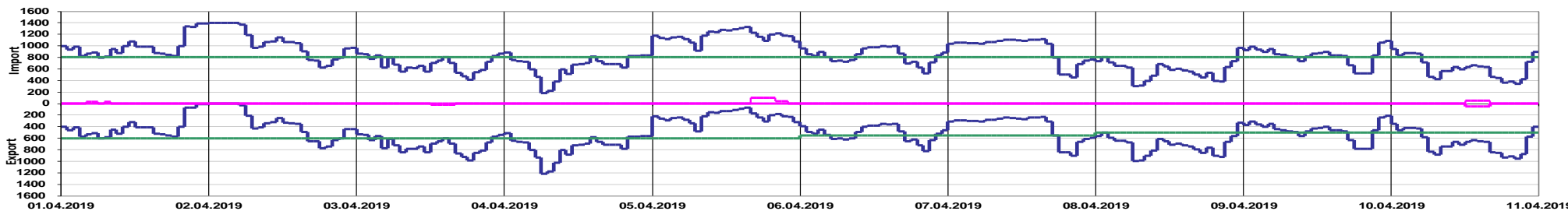


Day	Congestion Income border RO-RS [Euro]	Congestion Income RO [Euro]
01.04	2236	1118
02.04	5789	2894
03.04	2885	1442
04.04	2292	1146
05.04	4768	2384
06.04	1455	728
07.04	1928	964
08.04	1290	645
09.04	2175	1088
10.04	3674	1837
11.04	2965	1483
12.04	2870	1435
13.04	2064	1032
14.04	6407	3203
15.04	4003	2001
16.04	2611	1306
17.04	1871	936
18.04	1963	981
19.04	1742	871
20.04	8493	4246
21.04	1088	544
22.04	3484	1742
23.04	3456	1728
24.04	13463	6731
25.04	791	395
26.04	5804	2902
27.04	4365	2183
28.04	1479	739
29.04	5180	2590
30.04	7006	3503
Total	109596	54798

Daily Income [Euro]		Remuneration UIOSI [Euro]	
RO-RS	RS-RO	RO-RS	RS-RO
90914	18682	88508	16574
109596		105082	

TSO Income (Z-R) [Euro]	RO TSO Income (Z-R) [Euro]
4513	2257

Serbia April 2019



Offered Capacity on Intraday Auction Import (+) / Export (-) [MW]

Allocated Capacity on Intraday Auction Import (+) / Export (-) [MW]

Net Transfer Capacity (NTC) Import (+) / Export (-) [MW]



Societate Administrată în sistem Dualist

Market for Allocation of Cross-Border Capacities



romania2019.eu
Președinția României la Consiliul Uniunii Europene

Intraday Auctions on Romanian – Serbian border

Auction Price [Euro/MWh] - Export

Day	1	2	3	4	5	6	7	8	9	10	11	12	13	14	15	16	17	18	19	20	21	22	23	24	Max
1	0.00	0.00	0.00	0.00	0.00	0.00	0.00	0.00	0.00	0.00	0.00	0.00	0.00	0.00	0.00	0.00	0.00	0.00	0.00	0.00	0.00	0.00	0.00	0.00	0.00
2	-	-	-	-	-	0.00	0.00	0.00	0.00	0.00	0.00	0.00	0.00	0.00	0.00	0.00	0.00	0.00	0.00	0.00	0.00	0.00	0.00	0.00	0.00
3	0.00	0.00	0.00	0.00	0.00	0.00	0.00	0.00	0.00	0.00	0.00	0.00	0.00	0.00	0.00	0.00	0.00	0.00	0.00	0.00	0.00	0.00	0.00	0.00	0.00
4	0.00	0.00	0.00	0.00	0.00	0.00	0.00	0.00	0.00	0.00	0.00	0.00	0.00	0.00	0.00	0.00	0.00	0.00	0.00	0.00	0.00	0.00	0.00	0.00	0.00
5	0.00	0.00	0.00	0.00	0.00	0.00	0.00	0.00	0.00	0.00	0.00	0.00	0.00	0.00	0.00	0.00	0.00	0.00	0.00	0.00	0.00	0.00	0.00	0.00	0.00
6	0.00	0.00	0.00	0.00	0.00	0.00	0.00	0.00	0.00	0.00	0.00	0.00	0.00	0.00	0.00	0.00	0.00	0.00	0.00	0.00	0.00	0.00	0.00	0.00	0.00
7	0.00	0.00	0.00	0.00	0.00	0.00	0.00	0.00	0.00	0.00	0.00	0.00	0.00	0.00	0.00	0.00	0.00	0.00	0.00	0.00	0.00	0.00	0.00	0.00	0.00
8	0.00	0.00	0.00	0.00	0.00	0.00	0.00	0.00	0.00	0.00	0.00	0.00	0.00	0.00	0.00	0.00	0.00	0.00	0.00	0.00	0.00	0.00	0.00	0.00	0.00
9	0.00	0.00	0.00	0.00	0.00	0.00	0.00	0.00	0.00	0.00	0.00	0.00	0.00	0.00	0.00	0.00	0.00	0.00	0.00	0.00	0.00	0.00	0.00	0.00	0.00
10	0.00	0.00	0.00	0.00	0.00	0.00	0.00	0.00	0.00	0.00	0.00	0.00	0.00	0.00	0.00	0.00	0.00	0.00	0.00	0.00	0.00	0.00	0.00	0.00	0.00
11	0.00	0.00	0.00	0.00	0.00	0.00	0.00	0.00	0.00	0.00	0.00	0.00	0.00	0.00	0.00	0.00	0.00	0.00	0.00	0.00	0.00	0.00	0.00	0.00	0.00
12	0.00	0.00	0.00	0.00	0.00	0.00	0.00	0.00	0.00	0.00	0.00	0.00	0.00	0.00	0.00	0.00	0.00	0.00	0.00	0.00	0.00	0.00	0.00	0.00	0.00
13	0.00	0.00	0.00	0.00	0.00	0.00	0.00	0.00	0.00	0.00	0.00	0.00	0.00	0.00	0.00	0.00	0.00	0.00	0.00	0.00	0.00	0.00	0.00	0.00	0.00
14	0.00	-	-	-	-	-	-	0.00	0.00	-	-	-	-	-	-	-	-	-	-	-	0.00	-	-	-	0.00
15	-	-	-	-	-	-	-	-	0.00	-	-	-	-	-	-	-	-	-	-	-	-	0.00	-	-	0.00
16	0.00	0.00	0.00	-	-	0.00	0.00	-	-	0.00	-	-	-	0.00	-	0.00	0.00	0.00	0.00	0.00	0.00	0.00	0.00	0.00	0.00
17	0.00	0.00	0.00	0.00	0.00	0.00	0.00	0.00	0.00	0.00	0.00	0.00	0.00	0.00	0.00	0.00	0.00	0.00	0.00	0.00	0.00	0.00	0.00	0.00	0.00
18	0.00	0.00	0.00	0.00	0.00	0.00	0.00	0.00	0.00	0.00	-	-	-	-	-	0.00	-	0.00	0.00	0.00	0.00	0.00	0.00	0.00	0.00
19	0.00	0.00	0.00	0.00	0.00	0.00	0.00	0.00	0.00	0.00	0.00	0.00	0.00	0.00	0.00	0.00	0.00	0.00	0.00	0.00	0.00	0.00	0.00	0.00	0.00
20	-	-	0.00	-	-	-	0.00	0.00	0.00	-	-	-	-	-	-	-	0.00	0.00	0.00	0.00	0.00	0.00	0.00	0.00	0.00
21	0.00	0.00	0.00	0.00	0.00	0.00	0.00	0.00	0.00	0.00	0.00	0.00	0.00	0.00	0.00	0.00	0.00	0.00	0.00	0.00	0.00	0.00	0.00	0.00	0.00
22	0.00	0.00	0.00	0.00	0.00	0.00	0.00	0.00	0.00	0.00	0.00	0.00	0.00	0.00	0.00	0.00	0.00	0.00	0.00	0.00	0.00	0.00	0.00	0.00	0.00
23	0.00	0.00	0.00	0.00	0.00	0.00	0.00	0.00	0.00	0.00	0.00	0.00	0.00	0.00	-	-	-	0.00	0.00	0.00	0.00	0.00	-	-	0.00
24	0.00	0.00	0.00	0.00	0.00	0.00	0.00	0.00	0.00	0.00	-	-	-	0.00	0.00	0.00	-	-	-	0.00	0.00	0.00	0.00	0.00	0.00
25	0.00	0.00	0.00	0.00	0.00	0.00	0.00	0.00	0.00	0.00	0.00	0.00	0.00	0.00	0.00	0.00	0.00	0.00	0.00	0.00	0.00	0.00	0.00	0.00	0.00
26	-	0.00	-	-	-	0.00	-	0.00	0.00	-	-	-	-	-	-	0.00	0.00	0.00	0.00	0.00	-	0.00	0.00	0.00	0.00
27	-	-	-	-	-	-	-	0.00	-	-	-	-	-	-	-	-	-	-	0.00	0.00	0.00	-	-	-	0.00
28	-	-	-	-	-	-	-	-	-	-	-	0.00	-	-	-	-	-	-	-	-	-	-	-	-	0.00
29	-	-	-	-	-	-	-	-	-	-	-	-	-	-	-	-	-	-	-	-	0.00	0.00	-	-	0.00
30	0.00	0.00	0.00	0.00	0.00	-	0.00	-	-	-	0.00	0.00	0.00	0.00	0.00	0.00	-	-	-	-	-	-	-	-	0.00

Serbia April 2019

Statistics on Monthly Auction

April 2019		1	2	3	4	5	6	7	8	9	10	11	12	13	14	15	16	17	18	19	20	21	22	23	24	25	26	27	28	29	30
Hungary export	Number of Capacity Traders	32	32	32	32	32	32	32	32	32	32	32	32	32	32	32	32	32	32	32	32	32	32	32	32	32	32	32	32	32	32
	Number of Capacity Holders	10	10	10	10	10	10	10	10	10	10	10	10	10	10	10	10	10	10	10	10	10	10	10	10	10	10	10	10	10	10
	Number of Bids	139	139	139	139	139	139	139	139	139	139	139	139	139	139	139	139	139	139	139	139	139	139	139	139	139	139	139	139	139	139
Hungary import	Number of Capacity Traders	25	25	25	25	25	25	25	25	25	25	25	25	25	25	25	25	25	25	25	25	25	25	25	25	25	25	25	25	25	
	Number of Capacity Holders	9	9	9	9	9	9	9	9	9	9	9	9	9	9	9	9	9	9	9	9	9	9	9	9	9	9	9	9	9	
	Number of Bids	62	62	62	62	62	62	62	62	62	62	62	62	62	62	62	62	62	62	62	62	62	62	62	62	62	62	62	62	62	
Bulgaria export	Number of Capacity Traders	19	19	19	19	19	19	19	19	19	19	19	19	19	19	19	19	19	19	19	19	19	19	19	19	19	19	19	19	19	
	Number of Capacity Holders	7	7	7	7	7	7	7	7	7	7	7	7	7	7	7	7	7	7	7	7	7	7	7	7	7	7	7	7	7	
	Number of Bids	70	70	70	70	70	70	70	70	70	70	70	70	70	70	70	70	70	70	70	70	70	70	70	70	70	70	70	70	70	
Bulgaria import	Number of Capacity Traders	21	21	21	21	21	21	21	21	21	21	21	21	21	21	21	21	21	21	21	21	21	21	21	21	21	21	21	21	21	
	Number of Capacity Holders	10	10	10	10	10	10	10	10	10	10	10	10	10	10	10	10	10	10	10	10	10	10	10	10	10	10	10	10	10	
	Number of Bids	85	85	85	85	85	85	85	85	85	85	85	85	85	85	85	85	85	85	85	85	85	85	85	85	85	85	85	85	85	
Serbia export	Number of Capacity Traders	12	12	12	12	12	11	11	10	10	10	10	10	10	10	10	10	10	10	10	10	10	10	10	10	10	10	10	10	10	
	Number of Capacity Holders	10	10	10	10	10	9	9	10	10	10	10	4	4	4	4	4	4	4	4	4	4	4	4	4	4	4	10	10	10	
	Number of Bids	56	56	56	56	56	55	55	53	53	53	48	48	48	48	48	48	48	48	48	48	48	48	48	48	48	53	48	48	48	
Serbia import	Number of Capacity Traders	13	13	13	13	13	13	13	13	13	13	13	13	13	13	13	13	13	13	13	13	13	13	13	13	13	13	13	13	13	
	Number of Capacity Holders	10	10	10	10	10	10	10	10	10	10	10	10	10	10	10	10	10	10	10	10	10	9	9	9	9	10	10	10	10	
	Number of Bids	45	45	45	45	45	45	45	45	45	45	45	45	45	45	45	45	45	45	45	45	45	45	45	45	45	45	45	45	45	
Ukraine export	Number of Capacity Traders	3	3	3	3	3	3	3	3	3	3	-	-	-	-	-	-	-	-	-	-	-	-	-	-	-	3	3	3	3	
	Number of Capacity Holders	3	3	3	3	3	3	3	3	3	3	-	-	-	-	-	-	-	-	-	-	-	-	-	-	-	3	3	3	3	
	Number of Bids	7	7	7	7	7	7	7	7	7	7	-	-	-	-	-	-	-	-	-	-	-	-	-	-	-	7	7	7	7	
Ukraine import	Number of Capacity Traders	4	4	4	4	4	4	4	4	4	4	4	4	4	4	4	4	4	4	4	4	4	4	4	4	4	4	4	4	4	
	Number of Capacity Holders	4	4	4	4	4	4	4	4	4	4	4	4	4	4	4	4	4	4	4	4	4	4	4	4	4	4	4	4	4	
	Number of Bids	12	12	12	12	12	13	13	13	13	13	13	13	13	13	13	13	13	13	13	13	13	13	13	13	13	13	13	12	12	12
Moldavia import RO_Cioara	Number of Capacity Traders	-	-	-	-	-	-	-	-	-	-	-	-	-	-	-	-	-	-	-	-	-	-	-	-	-	-	-	-	-	
	Number of Capacity Holders	-	-	-	-	-	-	-	-	-	-	-	-	-	-	-	-	-	-	-	-	-	-	-	-	-	-	-	-	-	
	Number of Bids	-	-	-	-	-	-	-	-	-	-	-	-	-	-	-	-	-	-	-	-	-	-	-	-	-	-	-	-	-	
Moldavia import RO_Costesti	Number of Capacity Traders	-	-	-	-	-	-	-	-	-	-	-	-	-	-	-	-	-	-	-	-	-	-	-	-	-	-	-	-	-	
	Number of Capacity Holders	-	-	-	-	-	-	-	-	-	-	-	-	-	-	-	-	-	-	-	-	-	-	-	-	-	-	-	-	-	
	Number of Bids	-	-	-	-	-	-	-	-	-	-	-	-	-	-	-	-	-	-	-	-	-	-	-	-	-	-	-	-	-	
Moldavia import RO_Vulcanesti	Number of Capacity Traders	-	-	-	-	-	-	-	-	-	-	-	-	-	-	-	-	-	-	-	-	-	-	-	-	-	-	-	-	-	
	Number of Capacity Holders	-	-	-	-	-	-	-	-	-	-	-	-	-	-	-	-	-	-	-	-	-	-	-	-	-	-	-	-	-	
	Number of Bids	-	-	-	-	-	-	-	-	-	-	-	-	-	-	-	-	-	-	-	-	-	-	-	-	-	-	-	-	-	

April 2019	Maximum	Minimum
Number of Capacity Traders	32	3
Number of Capacity Holders	10	3
Number of Bids	139	7

Statistics on Daily Auctions

April 2019		Daily Auctions																													
		1	2	3	4	5	6	7	8	9	10	11	12	13	14	15	16	17	18	19	20	21	22	23	24	25	26	27	28	29	30
Serbia Export	Maximum Number of Capacity Traders	6	7	7	8	8	8	6	7	7	8	7	8	8	6	5	8	8	8	7	6	7	7	7	9	7	8	8	7	8	8
	Maximum Number of Capacity Holders	6	6	7	8	7	8	6	7	6	7	4	5	5	4	3	6	4	4	5	5	6	6	6	5	5	6	6	4	4	4
	Maximum Number of Bids	22	21	24	25	31	27	22	21	23	26	28	26	26	22	10	18	22	26	23	21	21	22	18	30	21	24	19	15	20	25
Serbia Import	Maximum Number of Capacity Traders	7	8	9	11	7	8	7	7	9	9	9	9	9	5	5	9	9	9	8	8	7	8	9	10	9	8	8	7	7	7
	Maximum Number of Capacity Holders	7	8	9	11	7	8	7	7	9	9	9	9	9	5	5	9	9	9	8	8	7	7	9	10	9	8	8	7	7	7
	Maximum Number of Bids	25	31	36	37	28	29	27	29	28	37	34	31	29	19	19	26	29	28	31	23	22	27	25	32	27	22	23	21	23	21
Bulgaria Export	Maximum Number of Capacity Traders	6	9	9	10	10	8	6	7	9	9	9	9	9	6	7	8	7	9	9	8	6	8	9	10	10	7	9	7	6	6
	Maximum Number of Capacity Holders	4	8	7	9	9	8	6	7	9	9	9	8	9	6	6	7	7	8	8	8	6	8	9	10	9	7	9	7	6	5
	Maximum Number of Bids	15	20	19	23	23	18	18	16	22	20	22	22	23	18	21	20	18	18	23	19	17	22	21	22	24	15	22	17	15	17
Bulgaria Import	Maximum Number of Capacity Traders	8	9	9	8	6	11	10	9	9	10	9	10	10	10	9	10	11	11	11	10	9	9	10	9	11	10	9	8	8	8
	Maximum Number of Capacity Holders	7	7	8	6	5	9	10	8	8	10	9	9	9	9	7	10	11	10	10	10	8	8	9	8	10	9	8	7	7	7
	Maximum Number of Bids	16	20	21	16	15	22	25	23	22	24	24	29	27	27	23	27	25	22	24	21	22	21	20	22	24	18	21	20	20	18

Note: In the table are presented the daily maximum hourly values.

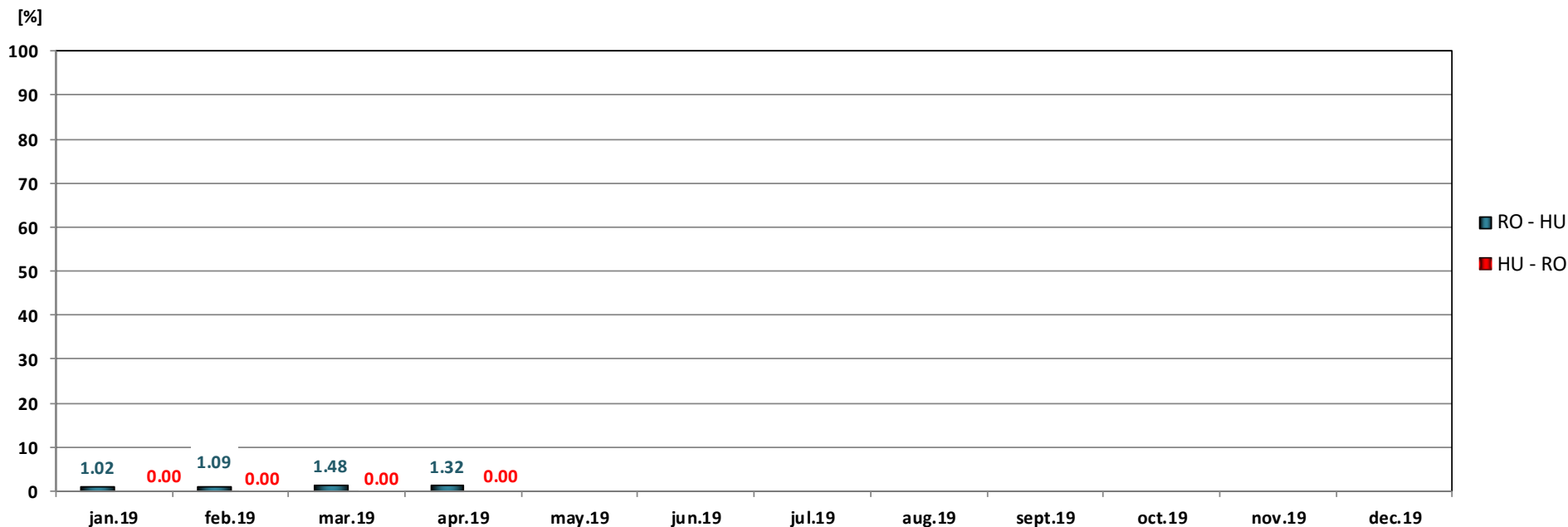
Statistics on Intraday Auctions

April 2019		Intraday Auctions																													
		1	2	3	4	5	6	7	8	9	10	11	12	13	14	15	16	17	18	19	20	21	22	23	24	25	26	27	28	29	30
Hungary Export	Maximum Number of Capacity Traders	1	1	1	1	1	0	1	1	2	1	1	1	1	1	1	0	1	1	0	1	0	0	1	0	1	1	1	0	0	1
	Maximum Number of Capacity Holders	1	1	1	1	1	-	1	1	2	1	1	1	1	1	1	-	1	1	-	1	-	-	1	-	1	1	1	-	-	1
Hungary Import	Maximum Number of Capacity Traders	1	2	1	0	1	0	0	1	1	1	1	1	0	0	0	1	1	1	1	0	0	0	1	1	1	1	1	0	0	1
	Maximum Number of Capacity Holders	1	2	1	-	1	-	-	1	1	1	1	1	-	-	-	1	1	1	1	-	-	-	1	1	1	1	1	1	-	-
Serbia Export	Maximum Number of Capacity Traders	0	0	1	0	0	0	0	0	0	1	0	0	0	0	0	1	0	0	0	0	0	0	0	0	0	0	1	0	0	0
	Maximum Number of Capacity Holders	-	-	1	-	-	-	-	-	-	1	-	-	-	-	-	1	-	-	-	-	-	-	-	-	-	1	-	-	-	-
Serbia Import	Maximum Number of Capacity Traders	1	0	0	0	1	0	0	0	0	1	0	0	0	0	0	0	0	0	0	0	0	0	0	1	0	0	0	0	0	0
	Maximum Number of Capacity Holders	1	-	-	-	1	-	-	-	-	1	-	-	-	-	-	-	-	-	-	-	-	-	-	1	-	-	-	-	-	-

Note: In the table are presented the daily maximum hourly values.

Usage Level of Allocated Capacity

Usage Level of Yearly and Monthly Allocated Capacity on Romanian - Hungarian border



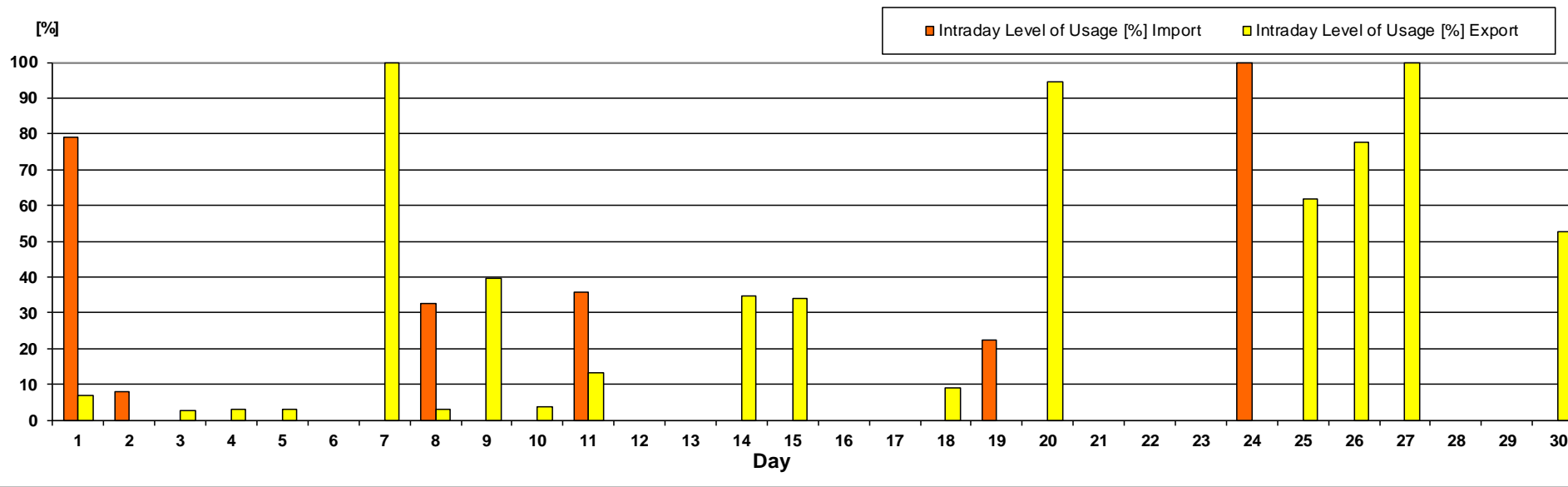
CET

Usage level of yearly and monthly allocated capacity was calculated as ratio between nominated capacity and sum of allocated capacity at yearly and monthly auctions. From the beginning of the year, the average values (arithmetic) of usage level are: 1.23 % on export direction and 0 % on import direction.

Intraday Auctions on Romanian – Hungarian border

Usage Level of Intraday Allocated Capacity

Hungary April 2019



Intraday Level of Usage [%]

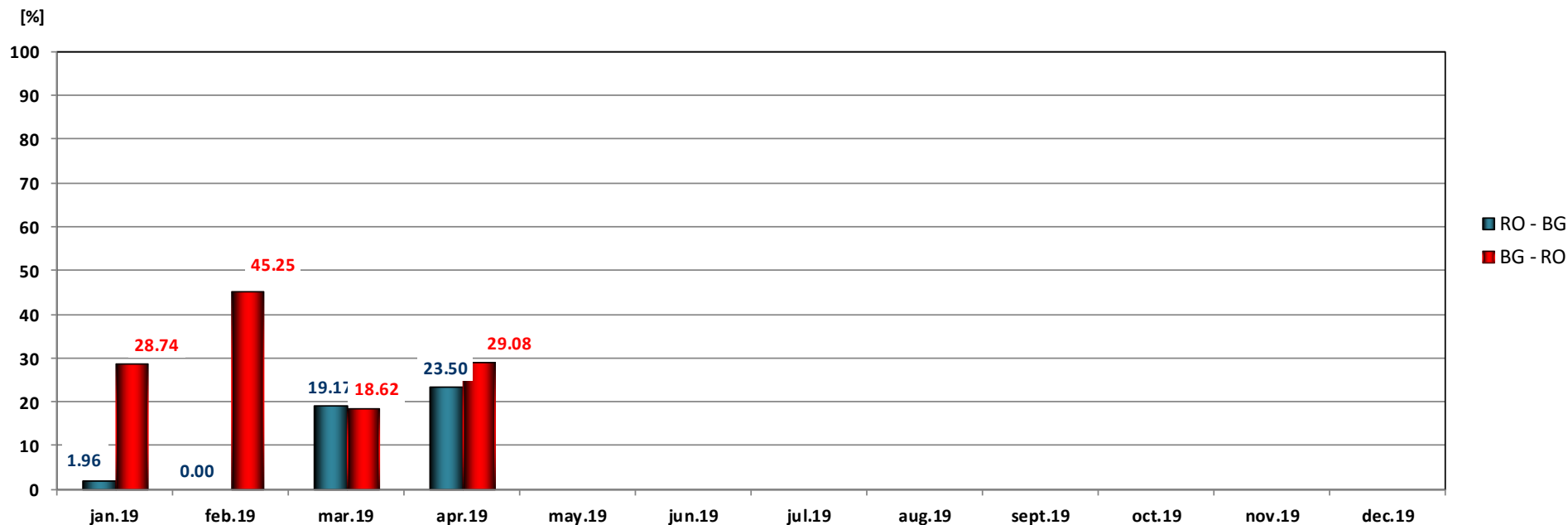
April 2019	1	2	3	4	5	6	7	8	9	10	11	12	13	14	15	16	17	18	19	20	21	22	23	24	25	26	27	28	29	30
Import	78.92	8.06	0.00	-	0.00	-	-	32.69	0.00	0.00	35.83	0.00	-	-	-	0.00	0.00	0.00	22.50	-	-	-	0.00	100.00	0.00	0.00	-	-	0.00	0.00
Export	6.98	0.00	2.73	3.00	2.94	-	100.00	3.13	39.49	3.75	13.33	0.00	0.00	34.78	34.09	-	0.00	9.00	-	94.58	-	-	0.00	-	61.63	77.67	100.00	-	-	52.79

Level of usage of intraday allocated capacity, calculated at monthly level, as ratio between sum of nominated intraday capacities and sum of intraday allocated capacities, has the following values:

- Import 15.14 [%]
- Export 29.90 [%]

Usage Level of Allocated Capacity

Usage Level of Yearly and Monthly Allocated Capacity on Romanian - Bulgarian border



CET

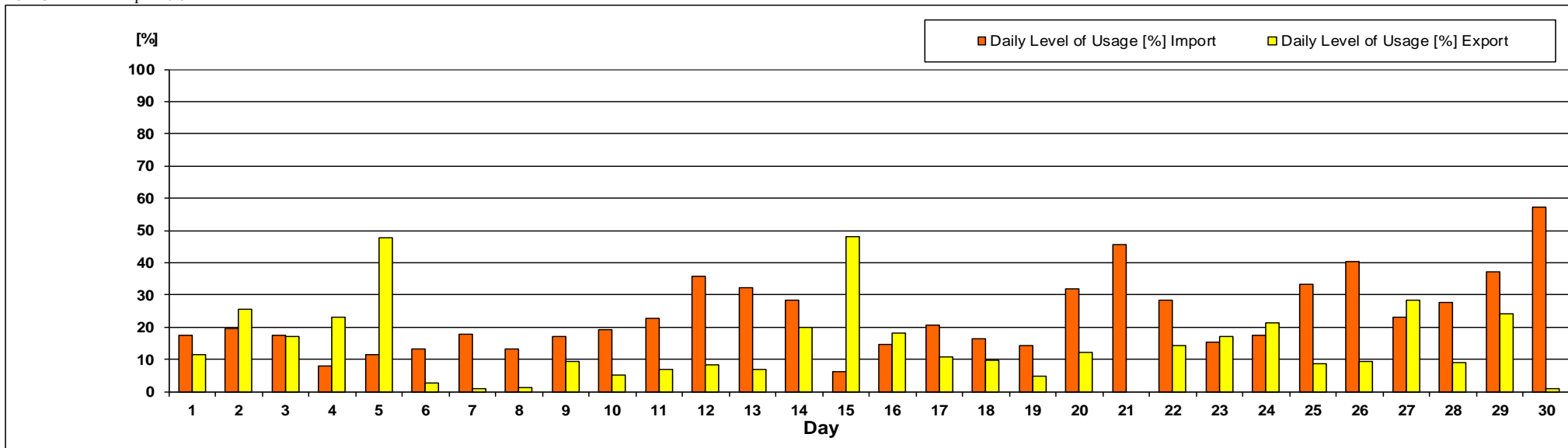
Usage level of yearly and monthly allocated capacity was calculated as ratio between nominated capacity and sum of allocated capacity at yearly and monthly auctions. From the beginning of the year, the average values (arithmetic) of usage level are: 11.15 % on export direction and 30.43 % on import direction.

Daily Auctions on Romanian – Bulgarian border

Usage Level of Daily Allocated Capacity

RO-BG

April 2019



Daily Level of Usage [%]

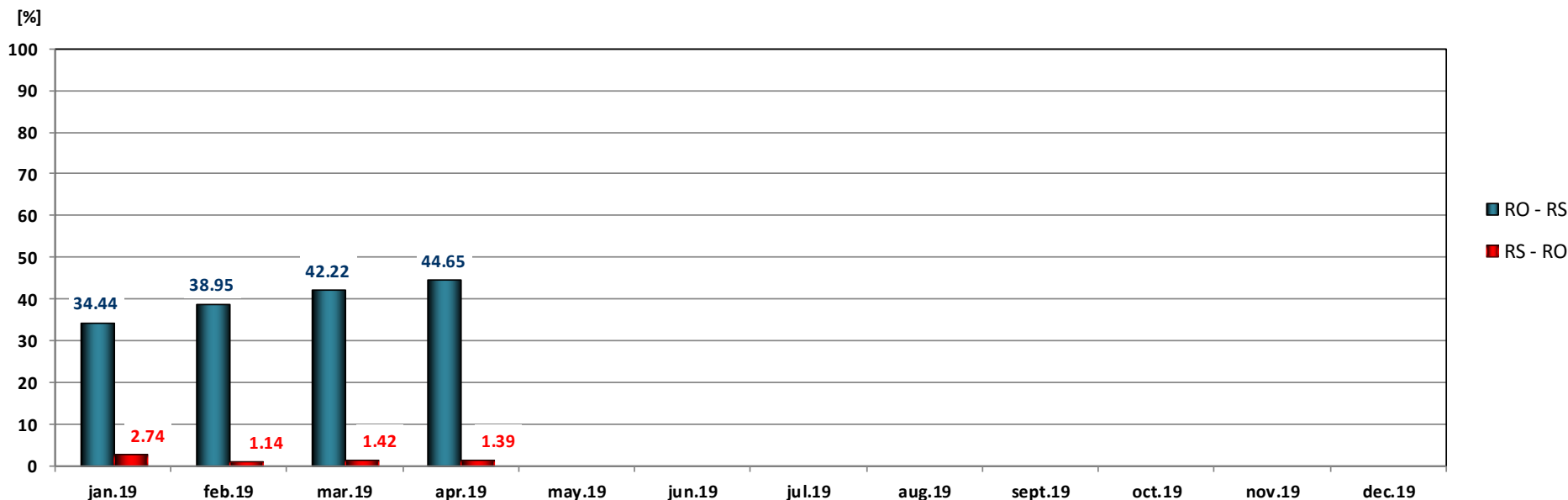
April 2019	1	2	3	4	5	6	7	8	9	10	11	12	13	14	15	16	17	18	19	20	21	22	23	24	25	26	27	28	29	30
Import	17.44	19.70	17.35	7.92	11.55	13.34	17.63	13.29	17.03	19.23	22.76	35.59	32.27	28.45	6.09	14.77	20.73	16.40	14.33	31.85	45.69	28.19	15.35	17.36	33.17	40.31	23.02	27.59	37.06	57.17
Export	11.54	25.60	17.05	22.98	47.86	2.71	0.91	1.13	9.23	5.02	6.89	8.13	6.78	19.89	47.99	18.01	10.67	9.63	4.90	12.00	0.00	14.39	17.24	21.21	8.73	9.48	28.36	9.13	24.28	0.98

Level of usage of daily allocated capacity, calculated at monthly level, as ratio between sum of nominated daily capacities and sum of daily allocated capacities, has the following values:

- Import 23.61 [%]
- Export 13.45 [%]

Usage Level of Allocated Capacity

Usage Level of Yearly and Monthly Allocated Capacity on Romanian - Serbian border



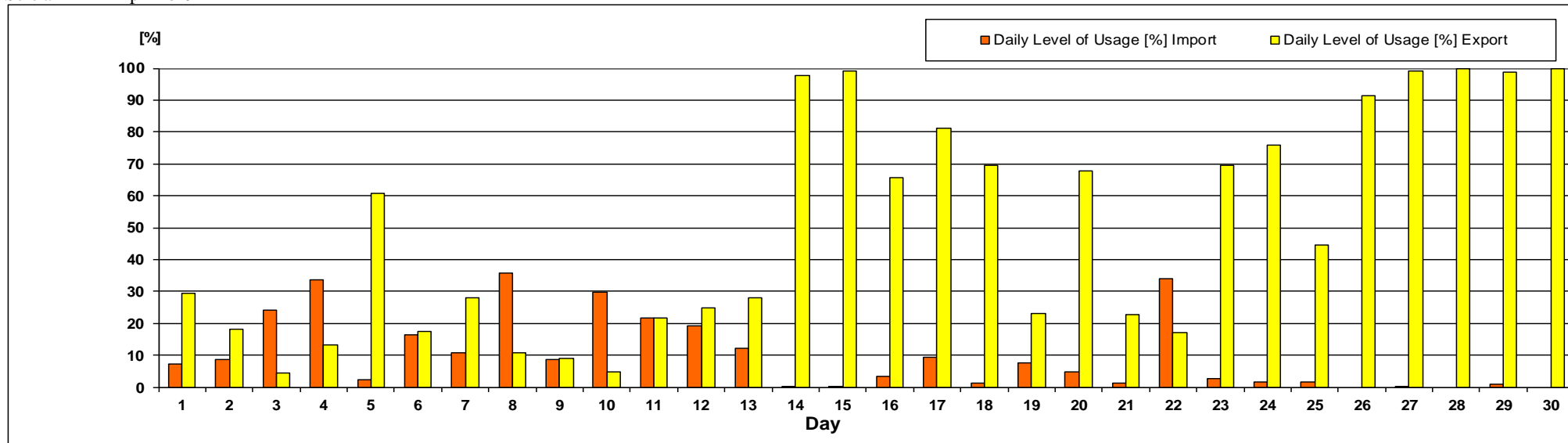
CET

Usage level of yearly and monthly allocated capacity was calculated as ratio between nominated capacity and sum of allocated capacity at yearly and monthly auctions. From the beginning of the year, the average values (arithmetic) of usage level are: 40.07 % on export direction and 1.67 % on import direction.

Daily Auctions on Romanian – Serbian border

Usage Level of Daily Allocated Capacity

Serbia April 2019



Daily Level of Usage [%]

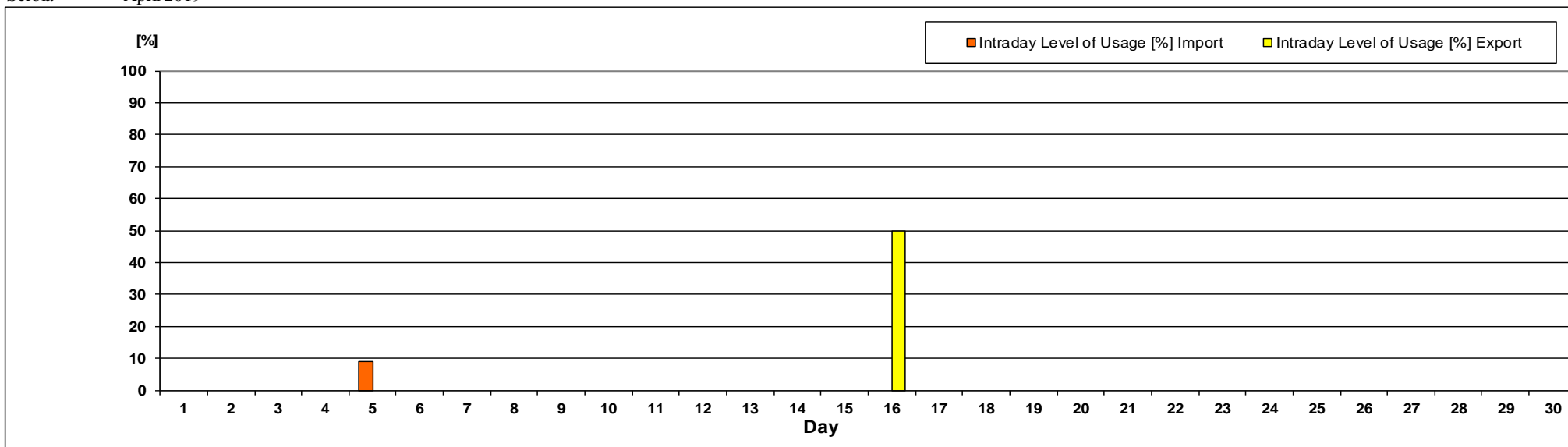
April 2019	1	2	3	4	5	6	7	8	9	10	11	12	13	14	15	16	17	18	19	20	21	22	23	24	25	26	27	28	29	30
Import	7.10	8.74	24.03	33.56	2.36	16.35	10.63	35.84	8.77	29.80	21.70	19.02	12.04	0.06	0.06	3.27	9.23	1.32	7.62	4.73	1.26	34.08	2.58	1.46	1.48	0.00	0.18	0.00	1.03	0.00
Export	29.24	18.29	4.56	13.24	60.89	17.53	27.91	10.71	9.02	4.81	21.66	24.65	27.93	97.80	99.13	65.63	81.11	69.38	22.91	67.77	22.69	17.22	69.40	75.73	44.66	91.27	99.16	100.00	98.91	100.00

Level of usage of daily allocated capacity, calculated at monthly level, as ratio between sum of nominated daily capacities and sum of daily allocated capacities, has the following values:

- Import 9.79 [%]
- Export 32.77 [%]

Usage Level of Intraday Allocated Capacity

Serbia April 2019



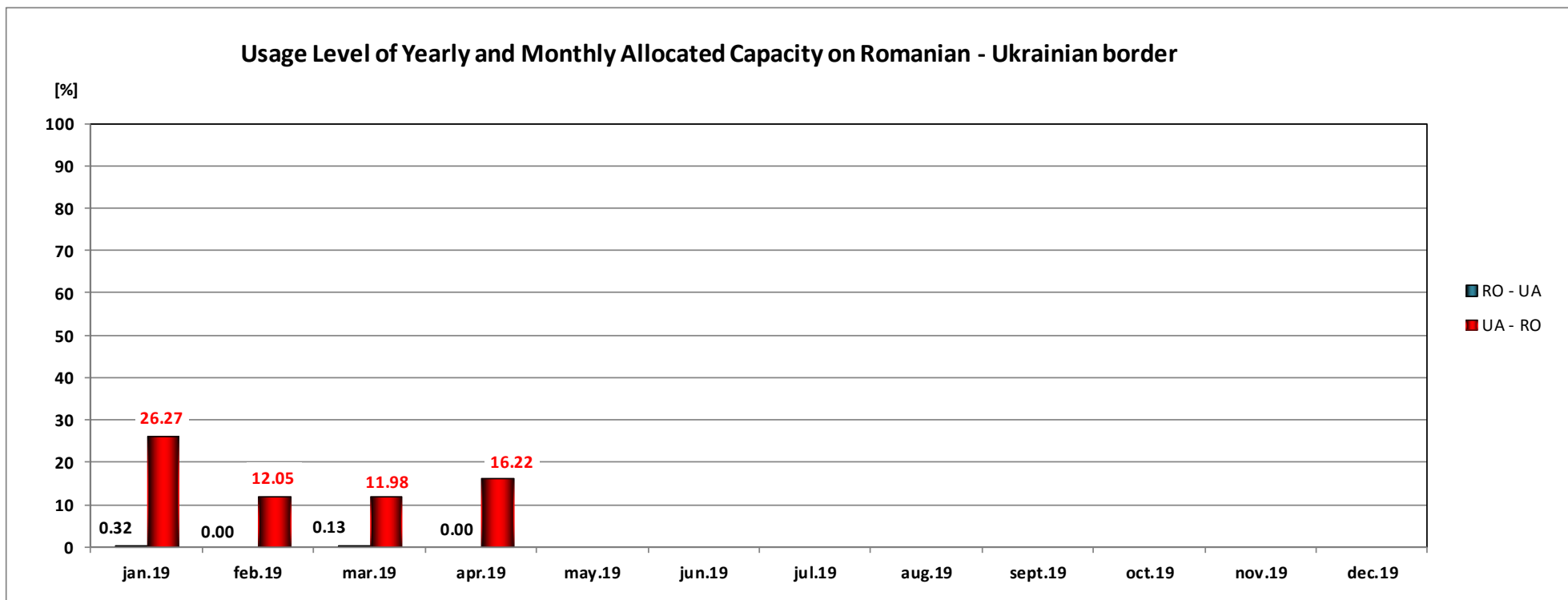
Intraday Level of Usage [%]

April 2019	1	2	3	4	5	6	7	8	9	10	11	12	13	14	15	16	17	18	19	20	21	22	23	24	25	26	27	28	29	30
Import	0.00	-	-	-	8.96	-	-	-	-	0.00	-	-	-	-	-	-	-	-	-	-	-	-	0.00	-	-	-	-	-	-	
Export	-	-	0.00	-	-	-	-	-	-	0.00	-	-	-	-	-	-	-	-	-	-	-	-	-	-	0.00	-	-	-	-	

Level of usage of intraday allocated capacity, calculated at monthly level, as ratio between sum of nominated intraday capacities and sum of intraday allocated capacities, has the following values:

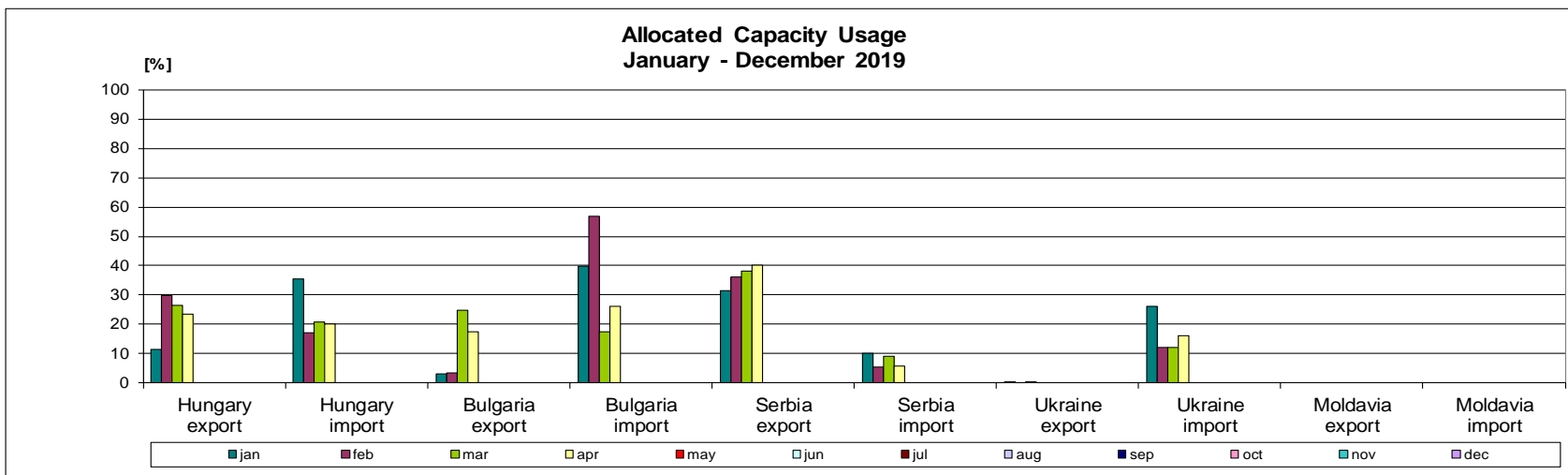
- Import 4.59 [%]
- Export 5.56 [%]

Usage Level of Allocated Capacity



CET

Usage level of yearly and monthly allocated capacity was calculated as ratio between nominated capacity and sum of allocated capacity at yearly and monthly auctions. From the beginning of the year, the average values (arithmetic) of usage level are: 0.11 % on export direction and 16.63 % on import direction.



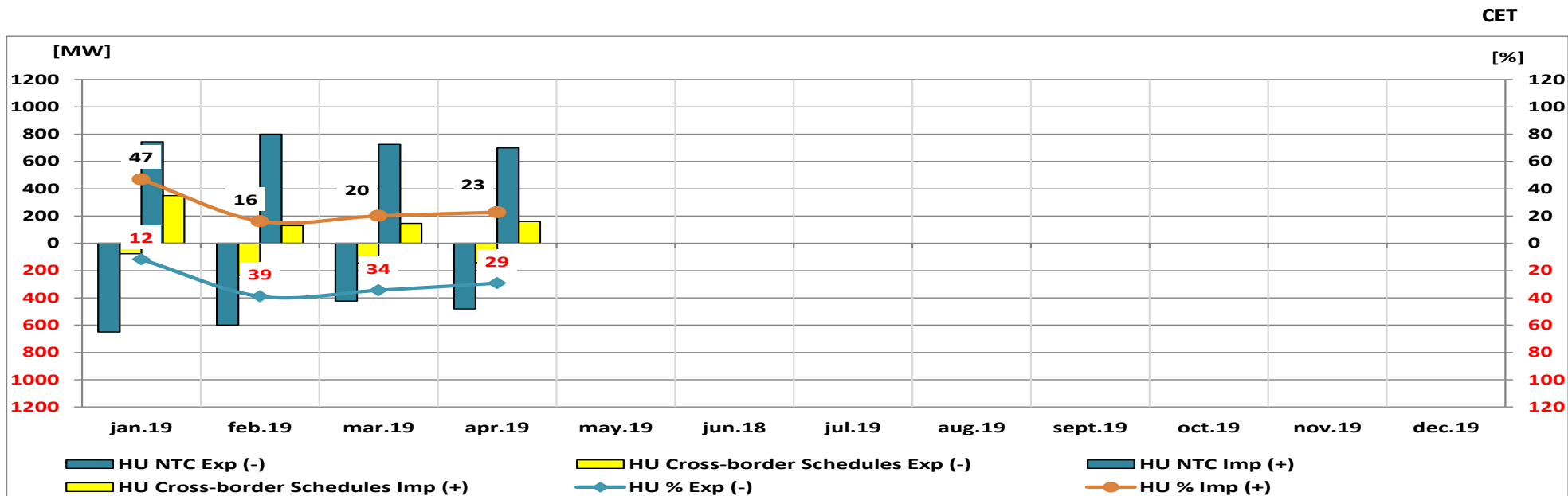
The level of usage of total capacity rights on one border and direction represent the percentage ratio between the energy associated with the commercial transactions, nominated during a month, and the energy associated with the total capacity rights.

[%]	Hungary export	Hungary import	Bulgaria export	Bulgaria import	Serbia export	Serbia import	Ukraine export	Ukraine import	Moldavia export	Moldavia import
jan	11.45	35.42	3.24	39.66	31.42	10.17	0.32	26.27	-	-
feb	29.85	17.03	3.57	56.84	36.18	5.51	0.00	12.05	-	-
mar	26.58	20.84	24.84	17.56	38.13	9.26	0.13	11.98	-	-
apr	23.63	20.08	17.40	25.97	40.28	5.82	0.00	16.22	-	-
may										
jun										
jul										
aug										
sep										
oct										
nov										
dec										
average	22.88	23.34	12.26	35.01	36.50	7.69	0.11	16.63	-	-

Type B

In April 2019, it was noticed a low level of capacity usage. On export direction and the highest level of usage was on Serbian border and on the import direction the highest level of usage was on Bulgarian border.

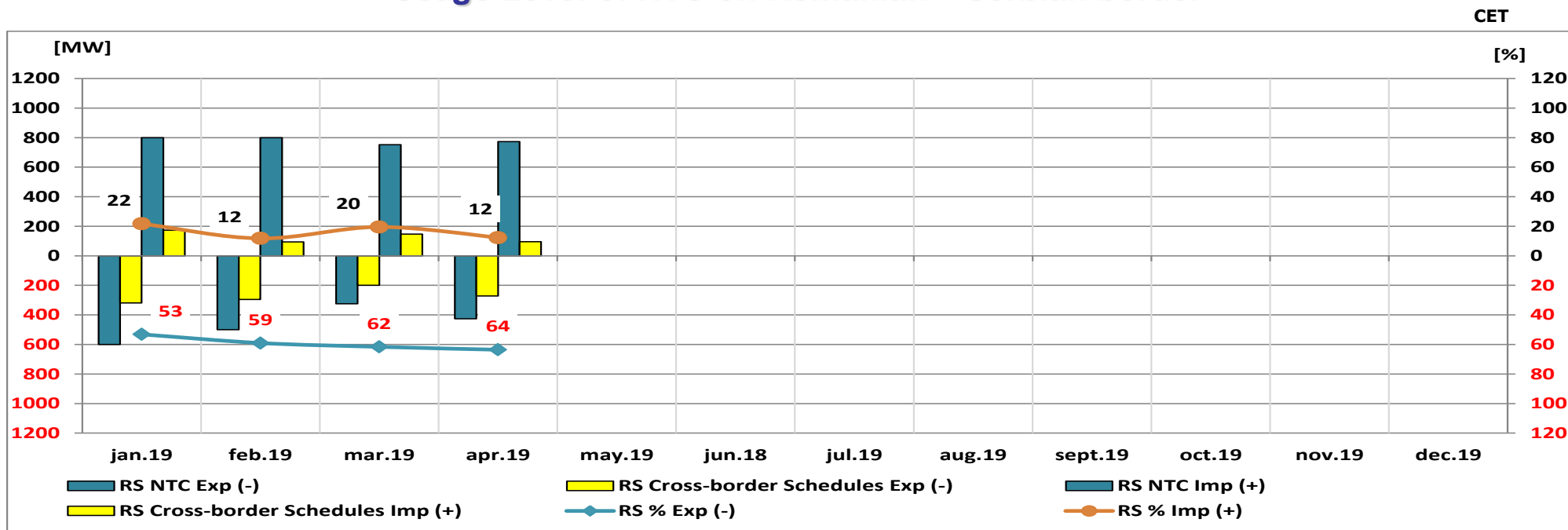
Usage Level of NTC on Romanian – Hungarian border



Hungary (monthly averages values, MW)	jan.19	feb.19	mar.19	apr.19	may.19	jun.19	jul.19	aug.19	sept.19	oct.19	nov.19	dec.19
HU NTC Exp (-)	-650	-600	-423	-482								
HU Cross-border Schedules Exp (-)	-76	-233	-146	-141								
HU NTC Imp (+)	745	800	725	700								
HU Cross-border Schedules Imp (+)	350	130	146	160								

The level of usage was calculated as ratio between total cross-border schedules (capacity nominated on long and short term) and NTC. From the beginning of the year, the average values (arithmetic) of usage level are: 28.55 % on export direction and 26.55 % on import direction.

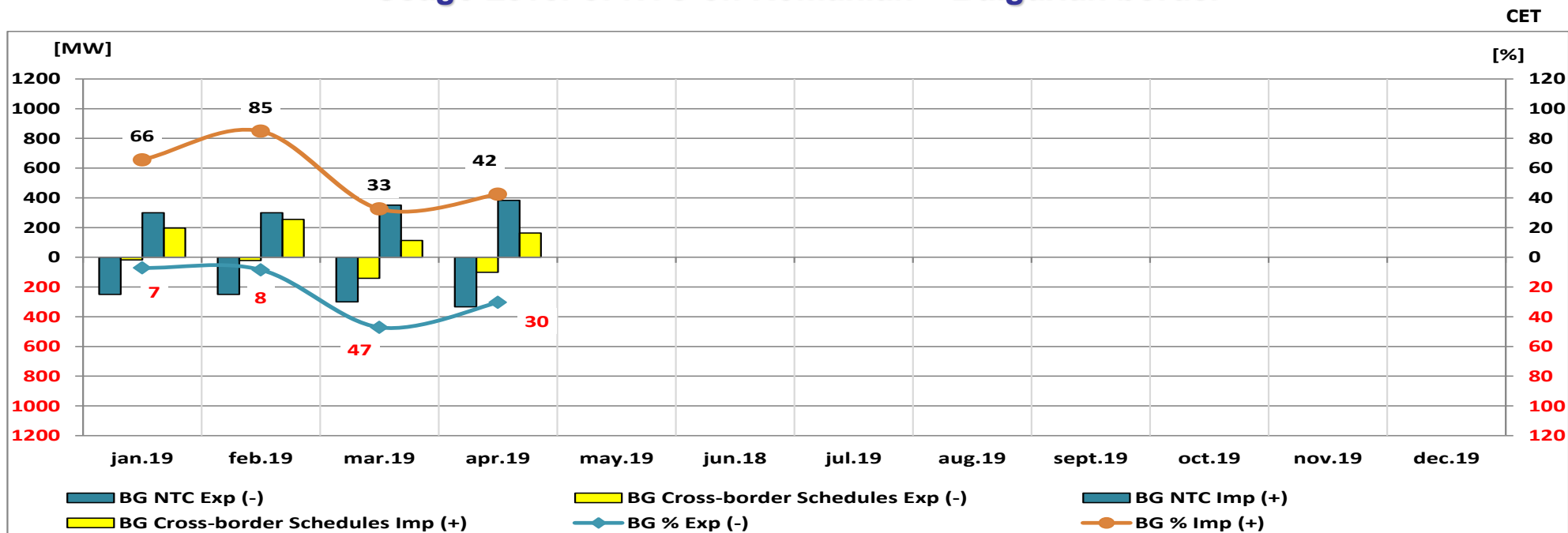
Usage Level of NTC on Romanian – Serbian border



Serbia (monthly averages values, MW)	jan.19	feb.19	mar.19	apr.19	may.19	jun.19	jul.19	aug.19	sept.19	oct.19	nov.19	dec.19
RS NTC Exp (-)	-600	-500	-325	-427								
RS Cross-border Schedules Exp (-)	-319	-295	-200	-271								
RS NTC Imp (+)	800	800	753	773								
RS Cross-border Schedules Imp (+)	174	94	147	95								

The level of usage was calculated as ratio between total cross-border schedules (capacity nominated on long and short term) and NTC. From the beginning of the year, the average values (arithmetic) of usage level are: 59.34 % on export direction and 16.33 % on import direction.

Usage Level of NTC on Romanian – Bulgarian border

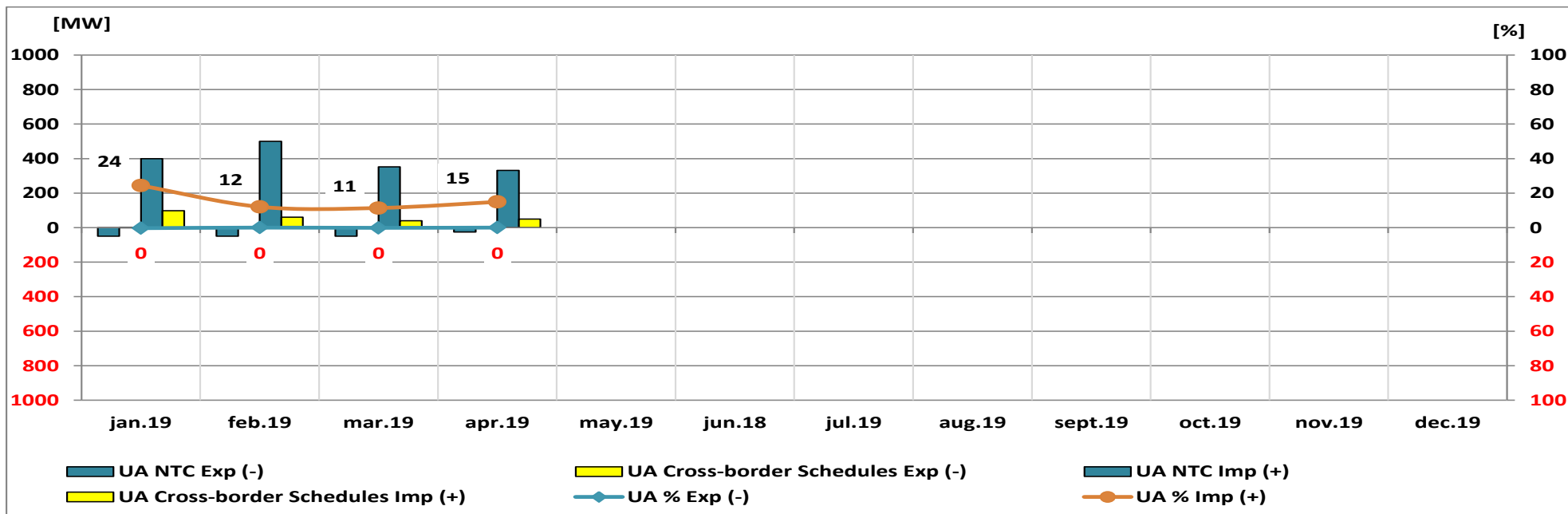


Bulgaria (monthly averages values, MW)	jan.19	feb.19	mar.19	apr.19	may.19	jun.19	jul.19	aug.19	sept.19	oct.19	nov.19	dec.19
BG NTC Exp (-)	-250	-250	-300	-333								
BG Cross-border Schedules Exp (-)	-18	-21	-142	-101								
BG NTC Imp (+)	300	300	350	383								
BG Cross-border Schedules Imp (+)	197	255	114	163								

The level of usage was calculated as ratio between total cross-border schedules (capacity nominated on long and short term) and NTC. From the beginning of the year, the average values (arithmetic) of usage level are: 23.28 % on export direction and 56.34 % on import direction.

Usage Level of NTC on Romanian – Ukrainian border

CET



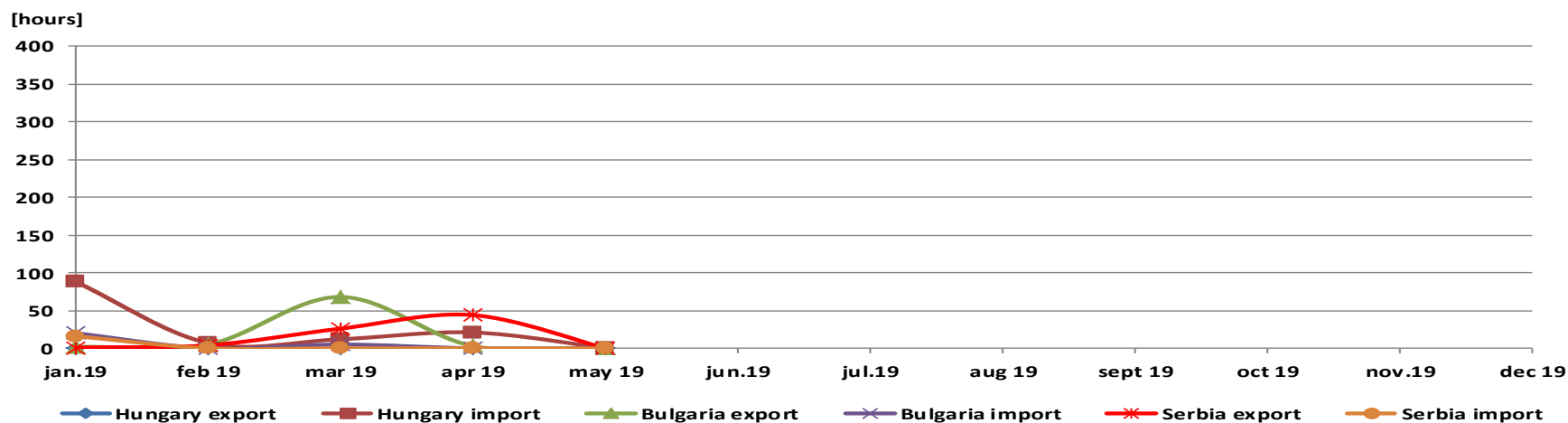
Ukraine (monthly averages values, MW)	jan.19	feb.19	mar.19	apr.19	may.19	jun.19	jul.19	aug.19	sept.19	oct.19	nov.19	dec.19
UA NTC Exp (-)	-50	-50	-50	-25								
UA Cross-border Schedules Exp (-)	0	0	0	0								
UA NTC Imp (+)	400	500	352	332								
UA Cross-border Schedules Imp (+)	97	60	40	50								

The level of usage was calculated as ratio between total cross-border schedules (capacity nominated on long and short term) and NTC. From the beginning of the year, the average values (arithmetic) of usage level are: 59.34 % on export direction and 16.33 % on import direction.

Maximization of NTC Usage

CET

Number of hours in which the sum of nominated cross-border schedules is higher than NTC



Number of hours	jan.19	feb.19	mar.19	apr.19	may.19	jun.19	jul.19	aug.19	sept.19	oct.19	nov.19	dec.19
Hungary export	0	0	0	0								
Hungary import	88	7	12	21								
Bulgaria export	2	5	68	3								
Bulgaria import	20	0	5	0								
Serbia export	1	4	26	44								
Serbia import	16	0	0	0								

By making efficient use of the interconnection (applying “netting” principle in daily and intra-day offered capacity calculation) there are some hours in which sum of nominated cross-border schedules is higher than the NTC.

Synthesis (C1, C3, HHI) on type of auction and total values

April 2019

Border	Auction												Total		
	Yearly			Monthly			Daily			Intraday			C1 [%]	C3 [%]	HHI
	C1 [%]	C3 [%]	HHI	C1 [%]	C3 [%]	HHI	C1 [%]	C3 [%]	HHI	C1 [%]	C3 [%]	HHI			
Hungary import	37.14	65.43	1935	28.67	71.33	1923	-	-	-	96.99	100.00	9412	32.95	63.72	1749
Hungary export	21.43	53.43	1261	53.37	72.94	3190	-	-	-	87.90	98.52	7821	25.55	54.18	1286
Bulgaria import	26.67	69.33	1904	24.39	61.79	1604	31.65	78.55	2248	-	-	-	26.82	59.10	1500
Bulgaria export	13.42	39.60	990	43.00	71.00	2474	32.33	79.70	2259	-	-	-	20.12	52.23	1206
Serbia import	24.50	64.00	1672	37.44	69.24	2118	28.62	67.46	1860	100.00	100.00	10000	21.55	51.08	1250
Serbia export	33.50	68.50	2027	39.72	69.57	2248	37.37	76.06	2418	100.00	100.00	10000	26.66	54.27	1439
Ukraine import	-	-	-	54.25	93.12	3765	-	-	-	-	-	-	54.25	93.12	3765
Ukraine export	-	-	-	50.00	100.00	4328	-	-	-	-	-	-	50.00	100.00	4328
Moldavia import	-	-	-	-	-	-	-	-	-	-	-	-	-	-	-

Note:

- Starting with 20.11.2014, on Hungarian border the implicit daily allocation is done through the market coupling mechanism of CZ-SK-HU day-ahead electricity markets.
- Starting with 01.01.2015, intraday auctions are no longer organized on the Bulgarian border, since the Bulgarian market rules do not allow intraday cross-border exchanges.

Email: Monitorizare.Piata@transelectrica.ro

Fax: 021 3035630