



Societate Administrată în sistem Dualist

MARKET MONITORING REPORT

Market for Allocation of Cross-Border Capacities

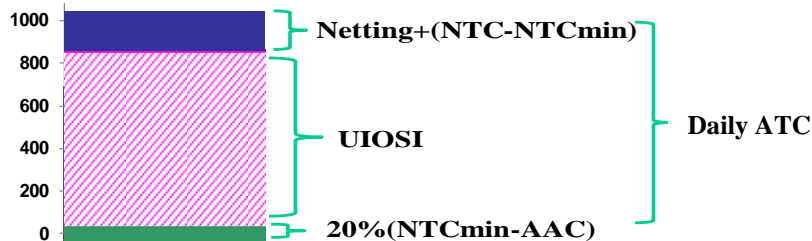
June 2019

- ANRE - Romanian Energy Regulatory Authority
- HHI - Herfindahl-Hirschman Index
- BRP - Balance Responsible Party
- BM - Balancing Market
- DAM - Day Ahead Market
- TSO - Transmission System Operator
- DU – Dispatchable Unit
- PN – Physical Notification
- NDC - National Dispatching Center
- C1 – The market share of the largest market participant
- C3 – Total market share of top 3 market participants
- NPS – Minimum number of residual generators
- TTC – Total Transfer Capacity
- NTC – Net Transfer Capacity
- ATC – Available Transfer Capacity

Transelectrica, the Romanian Transmission System Operator, operates and monitors the activity of 3 types of markets: Balancing Market, Ancillary Services Market and Market for Allocation of Cross-Border Capacities.

Using the records from the markets data base, Transelectrica prepares daily, weekly and monthly monitoring reports. A part of the data included in these reports (those data which are not confidential) is published on the website **www.transelectrica.ro**

- According to the agreements between Transelectrica and neighbors for year 2019 :
 - ✓ on the Bulgarian border, the bilateral coordinated allocation is done for 100% of total capacity by Transelectrica for daily auctions where the “netting” principle is applied. Starting with 01.01.2015, intraday auctions are no longer organized on the Bulgarian border, since the Bulgarian market rules are not allowing intraday cross-border exchanges and modifications of the notified schedules after 15:30 (CET) in D-1 for day D.
 - ✓ on the Hungarian border, the bilateral coordinated allocation, is done for 100% of total capacity by Transelectrica for intra-day auctions. Implicit daily allocations are held since the CZ-SK-HU-RO day-ahead market coupling. In the event of decoupling, MAVIR is in charge with the explicit daily auctions (shadow auctions) for RO-HU border. The “netting” is applied to daily and intra-day allocation.
 - ✓ on the Serbian border, the bilateral coordinated allocation, is done for 100% of total capacity by EMS (Serbia) for daily auctions and by Transelectrica for long term and intra-day auctions. The “netting” is applied to daily and intra-day allocation.
 - ✓ *UIOSI* („ use it or sell it”) principle is applied on Hungarian, Bulgarian and Serbian borders.
 - ✓ starting with 01.01.2019, the long term auctions on Hungarian and Bulgarian borders are held by Joint Allocation Office (JAO) based on Allocation Rules for Forward Capacity Allocation (HAR) and border specific Annex. On these borders it is applied:
 - ✓ reservation of a percentage of interconnection capacity for short term auction, offered capacity being calculated as 80% of the minimum of available capacities of all periods of the month;



- Transelectrica’s auctions are held on Damas platform, with euro currency trading;
- On Romania – Bulgaria, Romania – Serbia and Romania – Hungary border, the use of the physical transport rights is performed in accordance with the m:n nomination principle, for all time horizons.

- Long term auction results on the Hungarian and Bulgarian borders are provide by JAO and daily auction results on the Serbian border (auction prices, allocated capacities) are provided by the respective TSO.
- The intra-day allocation is done in six auction sessions for time intervals: 00:00-04:00, 04:00-08:00, 08:00-12:00, 12:00-16:00, 16:00-20:00, 20:00-00:00 CET.
- Usage of allocated capacity on Ukrainian and Moldavian border is restricted by Ukrainian TSO agreement and respectively by the approval of the distribution operator of the passive consumption islands.
- Monthly auctions for June 2019 were held as:
 - ✓ import Hungary*: 01 – 30.06.2019;
 - ✓ export Hungary: 01 – 07.06.2019; 08 – 14.06.2019; 15 – 16.06.2019; 17.06.2019; 18 – 30.06.2019;
 - ✓ import/export Bulgaria*: 01 – 30.06.2019;
 - ✓ import Serbia: 01 – 16.06.2019; 17 – 21.06.2019; 22 – 30.06.2019;
 - ✓ export Serbia: 01 – 02.06.2019; 03 – 07.06.2019; 08 – 09.06.2019; 10 – 16.06.2019; 17 – 21.06.2019; 22 – 23.06.2019; 24 – 28.06.2019; 29 – 30.06.2019;
 - ✓ import Ukraine: 01 – 16.06.2019; 17 – 21.06.2019; 22 – 30.06.2019;
 - ✓ export Ukraine: 01 – 02.06.2019; 08 – 09.06.2019; 15 – 30.06.2019.
- In May 2019 there were no auctions held on Moldavian border. Available capacity was zero on export direction to Ukraine during the following periods 03 – 07.06.2019 and 10 – 14.06.2019 .

* according to the allocation rules, monthly offered capacity was calculated taking into account the minimum of NTC's monthly values.

Monthly auction Results of 01 – 30 June 2019

	Prices [euro/MWh]	Capacities [MW]								
	Results	TTC	NTC	ATC	AAC	Reserved	Offered	Requested	Allocated	Final Rights*
Hungary export										
<i>01 - 07 June 2019</i>	2.02	550	450	100	350	4	84	1061	83	429
<i>08 - 14 June 2019</i>	2.02	500	400	50	350	4	44	1061	41	387
<i>15 - 16 June 2019</i>	2.02	550	450	100	350	4	84	1061	83	429
<i>17 June 2019</i>	2.02	500	400	50	350	4	44	1061	41	387
<i>18 - 30 June 2019</i>	2.02	550	450	100	350	4	84	1061	83	429
Hungary import										
<i>01 - 30 June 2019</i>	0.27	800	700	350	350	0	280	2211	280	630
Bulgaria export										
<i>01 - 30 June 2019</i>	0.58	450	350	201	149	20	180	1314	180	309
Bulgaria import										
<i>01 - 30 June 2019</i>	0.82	500	400	250	150	3	203	1222	203	350

Note: ATC values on Hungarian and Bulgarian borders are calculated before the reservation of capacity. Offered capacity includes reservation and returned capacity.

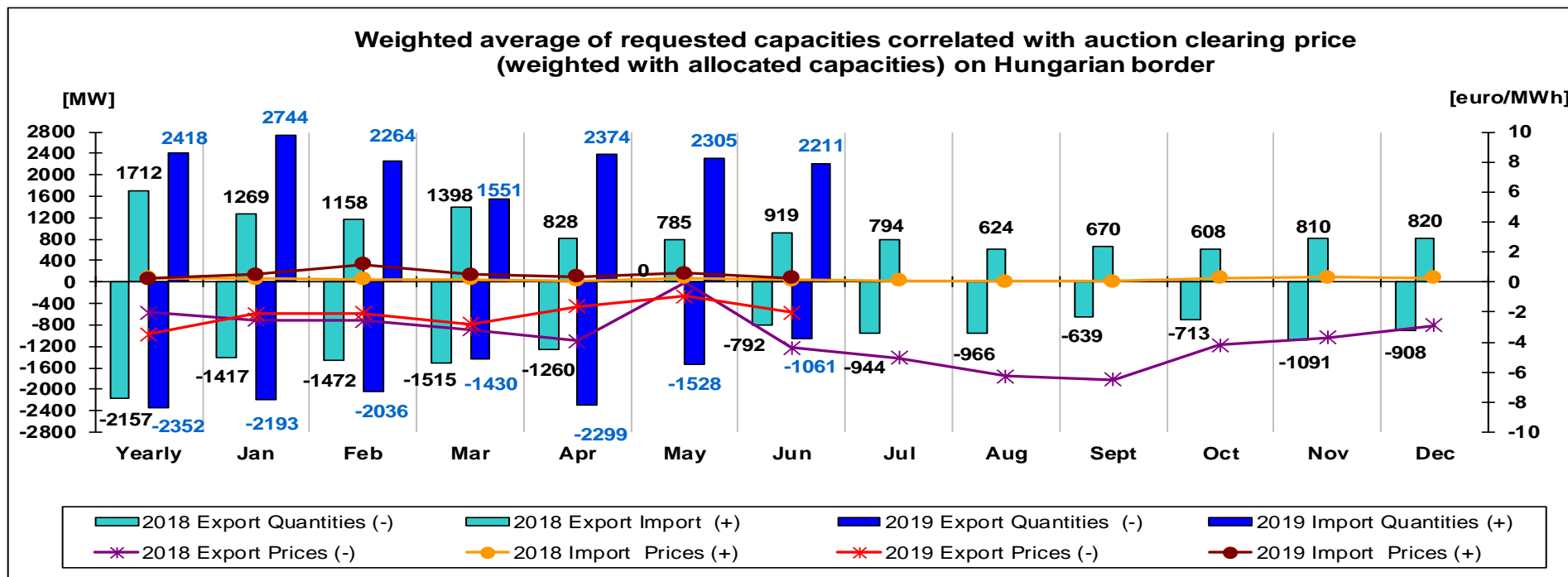
* final rights = monthly allocated capacity + yearly allocated capacity after returns and withdrawals.

Monthly auction Results of 01 – 30 June 2019

	Prices [euro/MWh]	Capacities [MW]								
	Results	TTC	NTC	ATC	AAC	Reserved	Offered	Requested	Alocated	Final Rights*
Serbia export										
01 - 02 June 2019	0.77	550	450	250	200	-	250	746	250	450
03 - 07 June 2019	1.26	450	350	150	200	-	150	581	150	350
08 - 09 June 2019	1.23	500	400	200	200	-	200	703	200	400
10 - 16 June 2019	1.46	450	350	150	200	-	150	601	150	350
17 - 21 June 2019	1.33	500	400	200	200	-	200	724	200	400
22 - 23 June 2019	1.35	450	350	150	200	-	150	563	150	350
24 - 28 June 2019	1.23	500	400	200	200	-	200	659	200	400
29 - 30 June 2019	1.02	550	450	250	200	-	250	698	250	450
Serbia import										
01 - 16 June 2019	0.04	700	600	400	200	-	400	919	400	600
17 - 21 June 2019	0.05	500	400	200	200	-	200	619	200	400
22 - 30 June 2019	0.03	700	600	400	200	-	400	719	400	600
Ukraine export										
01 - 02 June 2019	0.07	150	50	50	-	-	50	70	50	50
03 - 07 June 2019	-	0	0	-	-	-	-	-	-	-
08 - 09 June 2019	0.07	150	50	50	-	-	50	70	50	50
10 - 14 June 2019	-	0	0	-	-	-	-	-	-	-
15 - 30 June 2019	0.07	150	50	50	-	-	50	70	50	50
Ukraine import										
01 - 16 June 2019	0.39	200	100	100	-	-	100	216	100	100
17 - 21 June 2019	0.12	400	300	300	-	-	300	441	300	300
22 - 30 June 2019	0.39	200	100	100	-	-	100	216	100	100
Moldavia export										
01 - 30 June 2019	-	-	-	-	-	-	-	-	-	-
Moldavia import										
01 - 30 June 2019	-	-	-	-	-	-	-	-	-	-
RO_Vulcanesti										
01 - 30 June 2019	-	-	-	-	-	-	-	-	-	-
RO_Costesti										
01 - 30 June 2019	-	-	-	-	-	-	-	-	-	-
RO_Cioara										
01 - 30 June 2019	-	-	-	-	-	-	-	-	-	-

Note: ATC values on Hungarian and Bulgarian borders are calculated before the reservation of capacity. Offered capacity includes reservation and returned capacity.

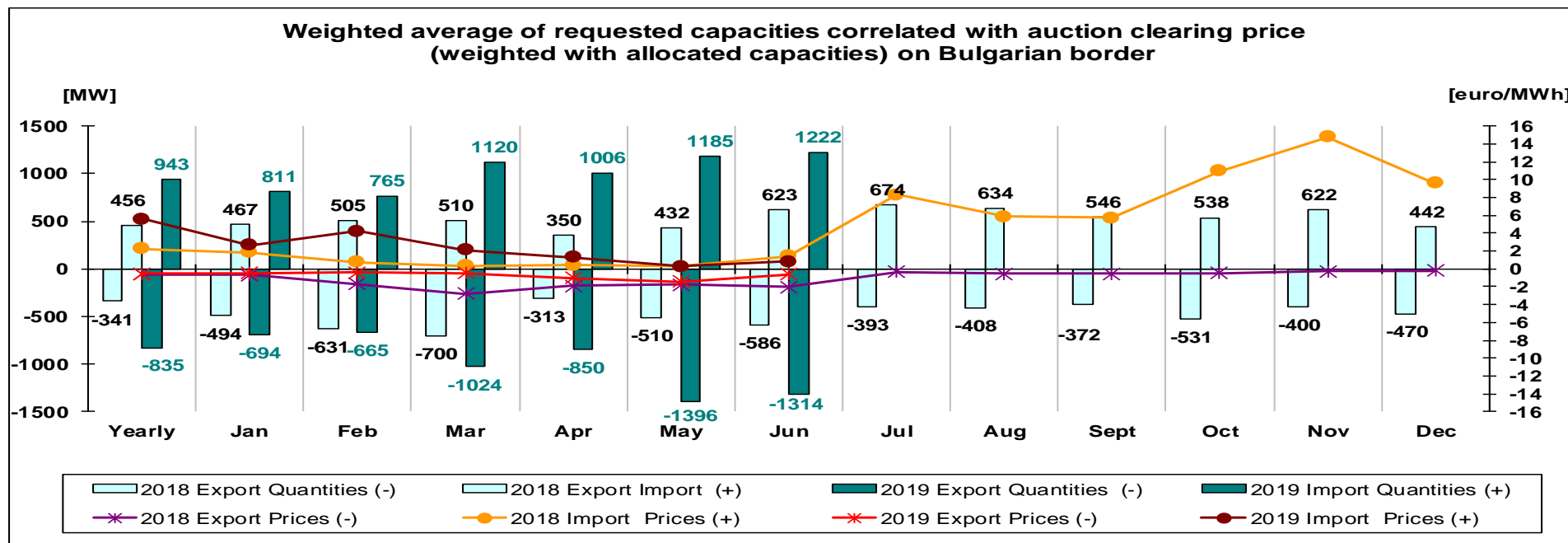
* final rights = monthly allocated capacity + yearly allocated capacity after returns and withdrawals.



Border	Yearly	Jan. 19	Feb.19	Mar.19	Apr.19	May 19	Jun. 19	Jul. 19	Aug. 19	Sept. 19	Oct. 19	Nov.19	Dec. 19
Hungary export	3.46	2.14	2.07	2.81	1.61	0.96	2.02						
Hungary import	0.24	0.51	1.19	0.49	0.37	0.59	0.27						

Border	Yearly	Jan. 18	Feb.18	Mar.18	Apr.18	May 18	Jun. 18	Jul. 18	Aug. 18	Sept. 18	Oct. 18	Nov.18	Dec. 18
Hungary export	2.03	2.52	2.56	3.14	3.92	-	4.36	5.05	6.27	6.51	4.18	3.69	2.87
Hungary import	0.27	0.23	0.20	0.17	0.09	0.25	0.16	0.08	0.04	0.06	0.28	0.30	0.26

- Compared with previous year, in June 2019 the auction price decreased on export direction, while offered capacity and capacity request were higher. The auction price slightly increased on import direction, while offered capacity was and capacity request were higher.

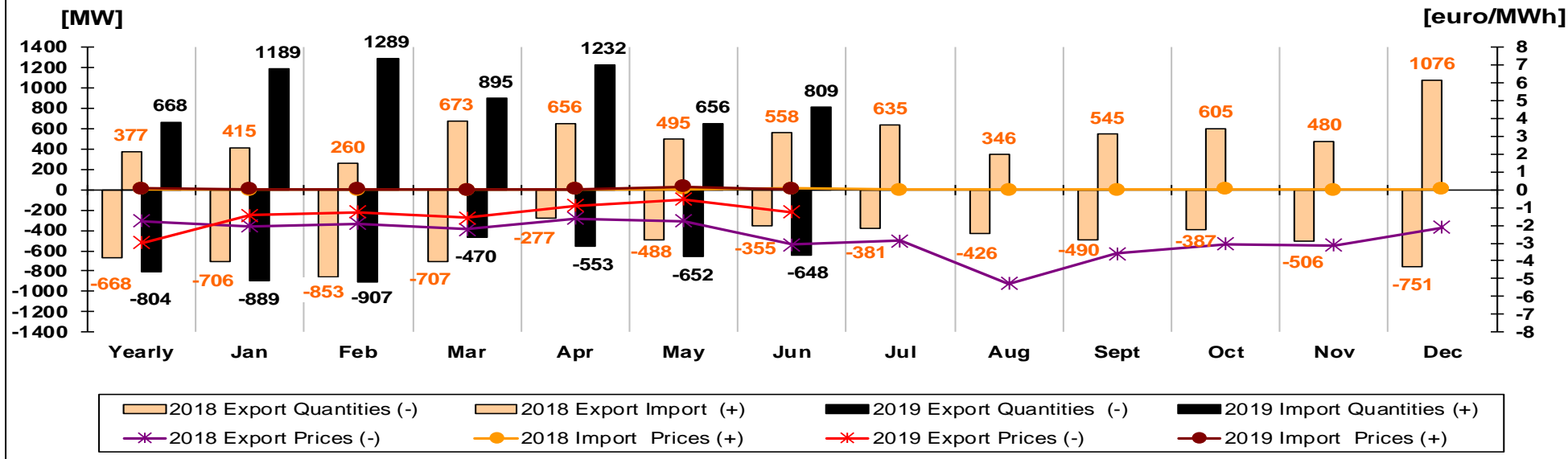


Border	Yearly	Jan. 19	Feb.19	Mar.19	Apr.19	May 19	Jun. 19	Jul. 19	Aug. 19	Sept. 19	Oct. 19	Nov.19	Dec. 19
Bulgaria export	0.51	0.47	0.44	0.46	1.03	1.45	0.58						
Bulgaria import	5.60	2.67	4.24	2.09	1.27	0.27	0.82						

Border	Yearly	Jan. 18	Feb.18	Mar.18	Apr.18	May 18	Jun. 18	Jul. 18	Aug. 18	Sept. 18	Oct. 18	Nov.18	Dec. 18
Bulgaria export	0.62	0.69	1.67	2.81	1.92	1.75	2.05	0.33	0.55	0.55	0.49	0.26	0.22
Bulgaria import	2.27	1.83	0.72	0.33	0.40	0.30	1.40	8.33	5.85	5.69	10.96	14.78	9.63

- Compared with previous year, in June 2019 the auction price decreased on export direction, while offered capacity and capacity request were higher. The auction price decreased on import direction, while offered capacity and capacity request were higher.

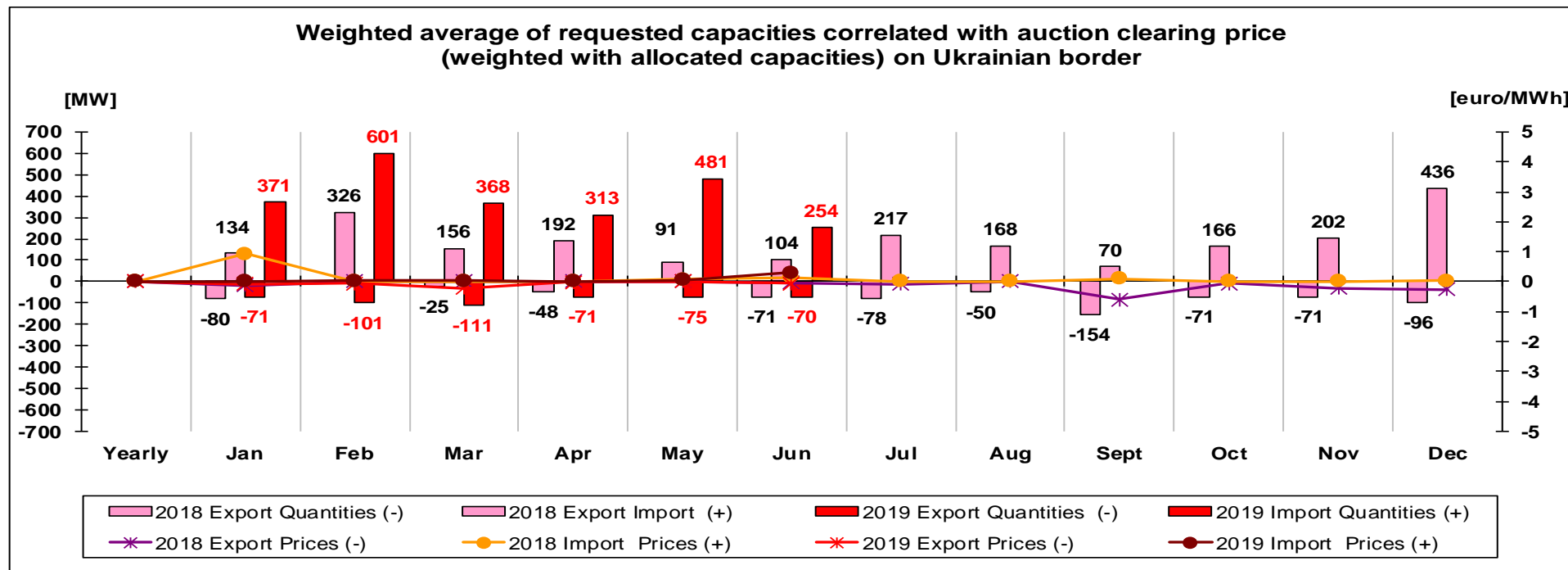
Weighted average of requested capacities correlated with auction clearing price (weighted with allocated capacities) on Serbian border



Border	Yearly	Jan. 19	Feb.19	Mar.19	Apr.19	May 19	Jun. 19	Jul. 19	Aug. 19	Sept. 19	Oct. 19	Nov.19	Dec. 19
Serbia export	2.97	1.42	1.27	1.58	0.88	0.55	1.24						
Serbia import	0.07	0.03	0.03	0.01	0.03	0.16	0.04						

Border	Yearly	Jan. 18	Feb.18	Mar.18	Apr.18	May 18	Jun. 18	Jul. 18	Aug. 18	Sept. 18	Oct. 18	Nov.18	Dec. 18
Serbia export	1.75	2.03	1.91	2.22	1.62	1.75	3.08	2.89	5.27	3.60	3.04	3.12	2.12
Serbia import	0.05	0.00	0.00	0.01	0.04	0.03	0.08	0.01	0.00	0.01	0.03	0.00	0.02

- Compared with previous year, in June 2019 the auction price decreased on export direction, while offered capacity and capacity request were higher. In June 2019, monthly auction price maintained low on import direction, while offered capacity and capacity request increased.

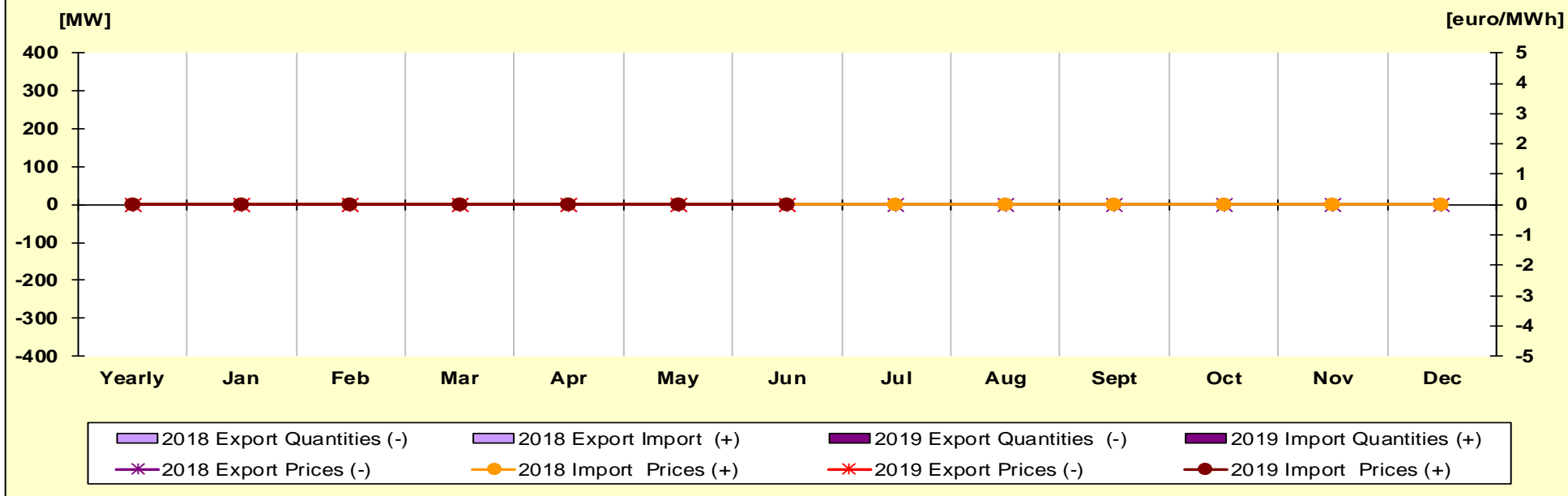


Border	Yearly	Jan. 19	Feb.19	Mar.19	Apr.19	May 19	Jun. 19	Jul. 19	Aug. 19	Sept. 19	Oct. 19	Nov.19	Dec. 19
Ukraine export	-	0.08	0.07	0.22	0.01	0.00	0.07						
Ukraine import	-	0.00	0.04	0.02	0.00	0.06	0.29						

Border	Yearly	Jan. 18	Feb.18	Mar.18	Apr.18	May 18	Jun. 18	Jul. 18	Aug. 18	Sept. 18	Oct. 18	Nov.18	Dec. 18
Ukraine export	-	0.13	0.00	0.00	0.00	-	0.03	0.08	0.00	0.61	0.06	0.21	0.26
Ukraine import	-	0.92	0.01	0.00	0.00	0.07	0.15	0.01	0.01	0.10	0.00	0.001	0.03

- Compared with previous year, in June 2019 the capacity request increased on import direction while the auction price increased and the offered capacity was higher. Compared with similar month of the previous year, in June 2019 the auction price slightly increased on export direction, while the offered capacity increased and capacity request did not vary.

Weighted average of requested capacities correlated with auction clearing price (weighted with allocated capacities) on Moldavian border

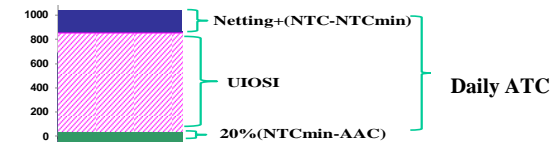


Border	Yearly	Jan. 19	Feb.19	Mar.19	Apr.19	May 19	Jun. 19	Jul. 19	Aug. 19	Sept. 19	Oct. 19	Nov.19	Dec. 19
Moldavia export	-	-	-	-	-	-	-						
Moldavia import	-	-	-	-	-	-	-						

Border	Yearly	Jan. 18	Feb.18	Mar.18	Apr.18	May 18	Jun. 18	Jul. 18	Aug. 18	Sept. 18	Oct. 18	Nov.18	Dec. 18
Moldavia export	-	-	-	-	-	-	-	-	-	-	-	-	-
Moldavia import	-	-	-	-	-	-	-	-	-	-	-	-	-

Daily implicit Auctions on Romanian – Hungarian border

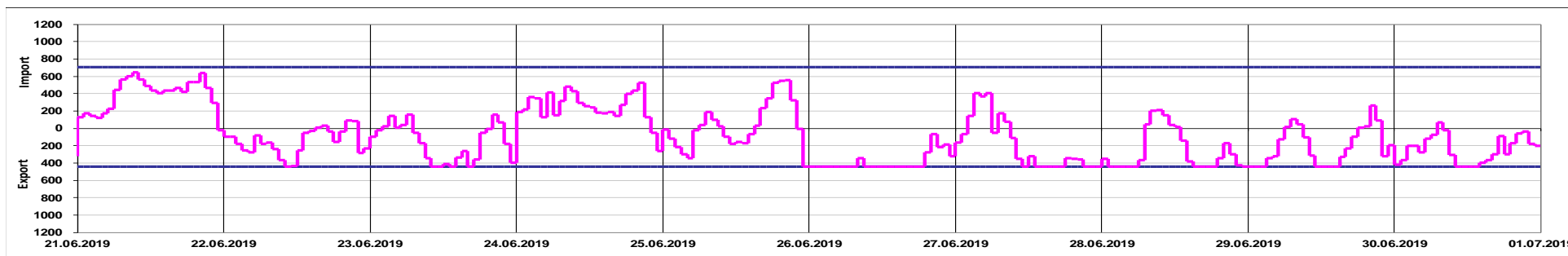
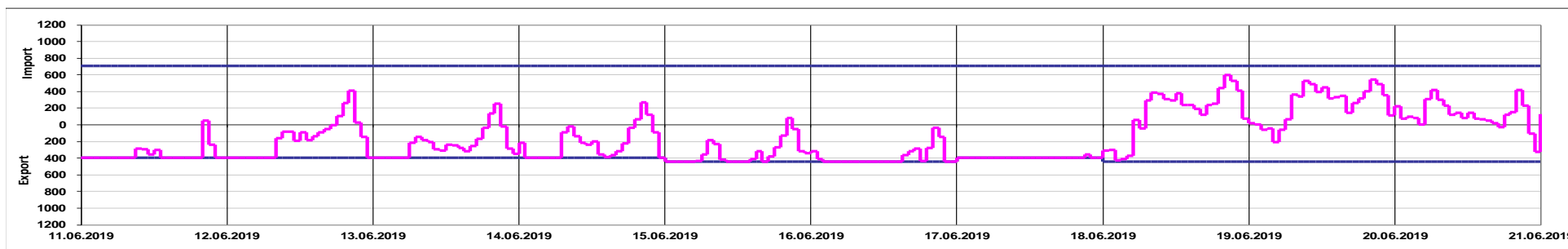
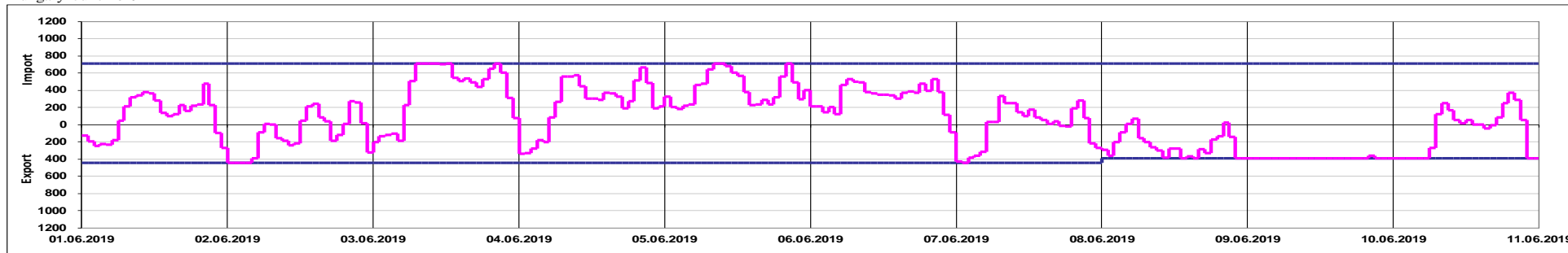
Reserved Capacity [MW] average value		Unused Capacity [MW] average value	
RO-HU	HU-RO	RO-HU	HU-RO
17	70	412	630



Hungary June 2019



Hungary June 2019



Offered Capacity on Daily Auction [MW]

Net Position Border RO - HU [MWh]

Public

Daily implicit Auctions on Romanian – Hungarian border

DAM Prices RO [Euro/MWh]

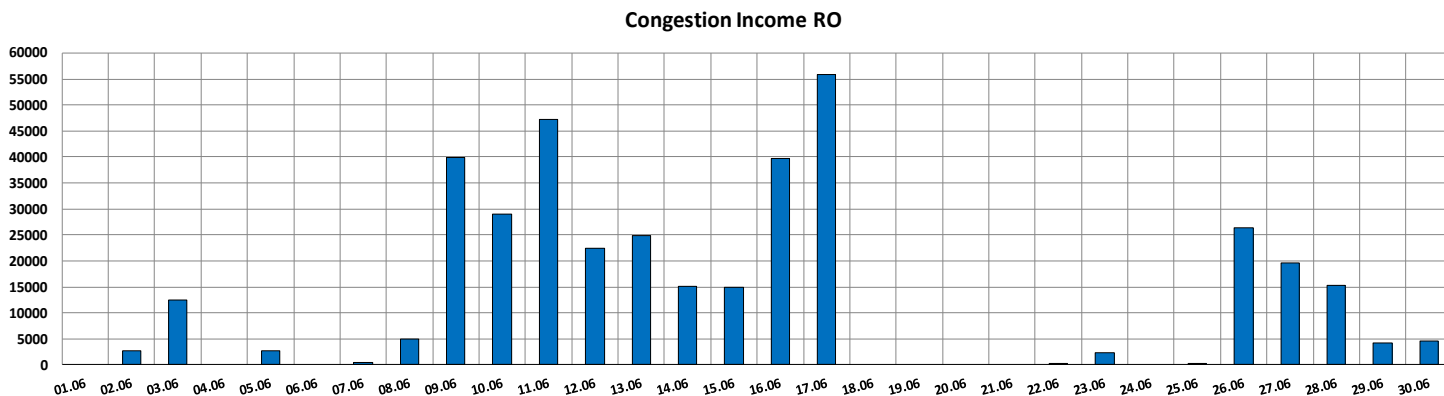
Day	1	2	3	4	5	6	7	8	9	10	11	12	13	14	15	16	17	18	19	20	21	22	23	24	Max
1	36.92	32.50	29.30	28.30	26.27	24.66	26.01	29.62	31.78	30.96	29.20	26.95	25.46	23.69	22.14	23.93	26.93	31.15	37.04	40.90	44.98	43.56	39.55	34.83	44.98
2	24.61	20.43	18.41	18.32	15.00	10.20	11.97	15.00	18.32	19.73	18.32	18.12	14.15	10.11	10.11	10.53	16.43	26.22	31.92	37.93	41.53	38.18	32.75	27.90	41.53
3	21.11	16.40	15.49	15.63	19.59	25.03	36.17	50.13	55.80	51.77	45.96	40.01	40.94	40.34	40.01	39.86	40.44	42.97	47.56	51.48	57.91	51.07	44.43	38.48	57.91
4	35.80	34.34	32.98	31.40	31.19	33.59	44.40	53.30	52.83	48.76	44.16	42.35	41.59	40.61	39.52	39.38	39.38	43.80	47.35	50.21	54.77	48.78	37.27	30.93	54.77
5	27.02	25.70	23.81	23.01	24.05	27.05	38.08	47.93	55.85	55.84	48.02	46.01	41.59	37.00	34.44	34.51	35.70	41.37	44.97	47.81	50.58	43.69	37.06	31.26	55.85
6	28.92	25.44	24.00	22.97	22.51	25.29	34.65	43.90	49.96	49.29	44.32	49.40	47.79	46.91	47.17	42.97	42.02	41.09	44.82	50.61	53.53	48.47	44.00	38.25	53.53
7	36.87	31.19	31.01	31.40	31.48	34.02	43.80	55.11	63.87	55.08	49.08	47.06	44.97	44.39	44.08	44.24	46.98	44.75	50.05	51.98	55.39	51.72	36.93	30.22	63.87
8	44.96	36.03	20.56	11.06	10.17	10.60	19.88	29.46	36.84	36.73	35.40	31.16	31.16	27.34	20.56	27.34	29.02	31.16	35.44	40.27	51.91	53.53	31.16	18.44	53.53
9	18.44	14.41	10.60	10.17	10.17	10.17	10.17	13.35	14.41	11.66	10.60	10.60	10.17	10.17	10.17	10.17	14.41	18.44	25.22	31.15	45.06	41.75	18.44	10.17	45.06
10	0.21	0.06	0.06	0.02	0.02	10.60	25.55	30.02	30.70	30.50	28.24	29.49	30.19	28.64	26.13	27.00	27.65	31.41	34.92	38.13	40.31	38.93	36.02	14.41	40.31
11	0.19	0.06	0.02	0.02	0.02	10.17	37.72	48.77	52.77	53.32	49.00	49.96	47.51	42.81	40.26	40.26	40.26	40.26	52.48	56.79	55.60	51.91	46.09	35.60	56.79
12	31.16	16.53	10.60	10.17	10.17	31.16	41.75	58.51	61.33	56.39	52.32	52.08	51.40	49.94	51.13	56.88	58.64	56.96	53.54	55.60	55.54	52.06	47.12	31.16	61.33
13	14.40	4.23	1.69	1.69	5.29	28.47	39.93	49.06	52.30	53.05	52.92	52.02	49.37	48.00	49.72	53.09	52.94	52.30	53.38	56.40	57.87	55.31	48.52	40.59	57.87
14	34.33	27.31	11.86	8.68	4.23	21.17	40.23	50.17	53.60	48.52	46.45	48.00	46.99	46.24	46.27	44.10	48.93	53.17	54.93	58.02	58.28	56.74	47.77	35.99	58.28
15	34.43	27.31	15.88	12.92	10.80	23.17	24.62	30.05	35.08	40.23	40.23	35.57	31.13	31.13	36.34	38.51	40.23	42.08	43.55	41.71	50.08	52.94	42.78	35.22	52.94
16	30.43	26.61	14.19	10.59	2.12	2.12	7.47	21.17	25.20	11.86	10.59	10.59	10.59	10.59	14.19	23.10	29.01	33.07	40.25	45.00	48.23	48.01	41.71	35.57	48.23
17	29.43	27.31	25.20	20.54	18.42	25.20	25.20	29.43	31.13	29.43	27.31	27.31	27.31	25.20	25.20	27.31	27.31	31.13	37.69	40.23	63.42	58.00	41.71	36.00	63.42
18	34.20	30.90	29.43	28.44	28.07	31.10	43.10	52.12	59.00	57.53	55.24	52.75	51.90	50.92	52.37	55.01	57.04	58.62	61.13	67.93	70.91	65.79	51.41	44.21	70.91
19	37.69	33.40	31.55	31.42	31.20	32.36	43.68	58.52	59.13	59.57	59.29	61.99	62.06	61.19	65.03	62.00	58.35	52.93	58.98	62.68	70.58	65.02	51.99	40.09	70.58
20	35.08	31.54	30.21	29.01	28.03	30.06	36.70	46.35	50.58	53.44	55.62	57.43	62.52	61.10	58.36	59.58	60.58	61.98	58.84	60.09	60.51	59.45	51.01	43.12	62.52
21	41.04	33.71	31.97	31.46	30.90	32.46	40.06	53.69	59.68	59.58	58.06	59.50	61.05	58.97	58.99	60.37	61.09	62.14	58.50	59.10	60.79	59.05	52.11	44.09	62.14
22	38.34	33.40	32.46	32.42	31.51	30.55	31.54	38.90	40.39	45.43	44.85	42.37	39.55	37.64	36.88	36.38	37.64	39.41	42.77	46.85	50.58	49.24	43.95	34.03	50.58
23	35.78	27.31	23.50	19.93	17.01	14.50	17.00	25.00	28.78	31.05	31.12	35.57	34.48	29.43	28.02	31.12	31.12	34.66	34.67	39.59	47.05	50.60	38.50	33.59	50.60
24	28.02	25.34	24.87	24.60	25.30	27.80	41.29	50.05	58.72	58.98	57.97	58.18	60.90	59.91	58.46	59.30	61.01	59.98	59.91	63.95	63.82	60.99	46.00	34.72	63.95
25	35.57	27.90	26.36	25.70	25.40	28.47	37.02	53.23	52.40	55.48	57.05	58.22	58.22	58.00	57.07	59.00	61.97	63.97	65.90	71.78	70.28	64.06	52.81	39.59	71.78
26	29.43	27.32	25.20	25.20	21.18	28.82	39.17	57.07	60.80	48.71	40.87	48.71	50.53	49.55	48.71	48.71	52.31	63.10	64.01	70.27	71.13	68.01	77.93	50.05	77.93
27	47.06	37.71	29.45	27.33	27.33	33.28	55.08	66.97	70.97	71.08	66.73	68.63	70.80	70.97	68.63	68.63	70.97	69.48	68.50	73.16	72.60	48.72	35.83	27.33	73.16
28	34.40	30.51	29.45	25.21	25.21	31.97	44.49	58.00	65.43	69.00	69.89	66.33	65.97	62.05	62.47	44.49	44.49	44.49	48.52	60.70	62.10	55.10	48.01	35.59	69.89
29	31.13	29.43	29.43	29.90	29.22	28.76	29.99	33.50	34.55	33.55	32.47	33.52	29.43	29.43	27.32	29.43	31.13	36.00	41.72	50.32	52.52	50.55	42.58	35.02	52.52
30	31.00	25.50	21.30	18.98	14.91	10.09	11.35	19.95	25.51	30.43	31.04	29.36	29.36	27.24	27.76	33.79	38.01	41.58	45.25	51.11	56.22	56.90	50.47	37.44	56.90

Average 38.87 EUR/MWh

Congestion Prices [Euro/MWh]

Day	1	2	3	4	5	6	7	8	9	10	11	12	13	14	15	16	17	18	19	20	21	22	23	24	Max
1	-	-	-	-	-	-	-	-	-	-	-	-	-	-	-	-	-	-	-	-	-	-	-	-	0.00
2	3.36	4.10	3.29	1.23	-	-	-	-	-	-	-	-	-	-	-	-	-	-	-	-	-	-	-	-	4.10
3	-	-	-	-	-	-	-	5.93	11.94	10.18	6.11	-	-	-	-	-	-	-	-	-	1.37	-	-	-	11.94
4	-	-	-	-	-	-	-	-	-	-	-	-	-	-	-	-	-	-	-	-	-	-	-	-	0.00
5	-	-	-	-	-	-	-	-	3.77	2.19	-	-	-	-	-	-	-	-	-	-	-	1.61	-	-	3.77
6	-	-	-	-	-	-	-	-	-	-	-	-	-	-	-	-	-	-	-	-	-	-	-	-	0.00
7	-	1.87	-	-	-	-	-	-	-	-	-	-	-	-	-	-	-	-	-	-	-	-	-	-	1.87
8	-	-	-	-	-	-	-	-	-	-	-	-	-	0.35	-	0.23	-	-	-	-	-	-	10.13	14.13	14.13
9	5.07	6.23	7.40	2.07	0.84	2.30	3.73	6.26	9.43	9.33	9.82	11.41	9.55	4.53	3.77	11.92	11.64	11.75	12.77	12.65	-	1.20	23.14	25.98	25.98
10	26.38	25.22	23.24	21.79	20.98	11.24	-	-	-	-	-	-	-	-	-	-	-	-	-	-	-	-	0.87	17.90	26.38
11	33.32	31.99	29.21	28.77	29.05	21.64	3.88	2.57	2.50	-	-	-	-	4.83	9.44	11.68	12.24	10.29	0.54	-	-	-	1.45	6.30	33.32
12	7.77	19.29	23.38	22.40	21.88	3.80	7.55	0.43	-	-	-	-	-	-	-	-	-	-	-	-	-	-	-	6.89	23.38
13	19.82	27.07	27.83	26.91	22.87	1.87	-	-	-	-	-	-	-	-	-	-	-	-	-	-	-	-	-	-	27.83
14	-	4.24	17.49	19.88	24.28	9.67	0.30	-	-	-	-	-	-	-	-	-	-	-	-	-	-	-	-	1.24	24.28
15	-	2.79	11.22	12.57	13.87	-	-	-	-	-	3.35	6.07	8.49	6.48	-	-	1.94	-	-	-	-	-	-	-	13.87
16	-	-	9.72	12.31	20.87	19.68	14.23	2.78	2.90	16.79	17.15	18.51	16.97	12.81	8.74	-	-	-	-	-	-	-	3.21	2.53	20.87
17	3.47	3.15	3.10	6.71	8.50	3.68	15.34	24.57	23.67	17.77	14.69	14.39	12.36	13.80	12.85	10.69	14.29	19.87	21.56	24.37	0.19	-	8.39	6.20	24.57
18	-	-	-	-	-	-	-	-	-	-	-	-	-	-	-	-	-	-	-	-	-	-	-	-	0.00
19	-	-	-	-	-	-	-	-	-	-	-	-	-	-	-	-	-	-	-	-	-	-	-	-	0.00
20	-	-	-	-	-	-	-	-	-	-	-	-	-	-	-	-	-	-	-	-	-	-	-	-	0.00
21	-	-	-	-	-	-	-	-	-	-	-	-	-	-	-	-	-	-	-	-	-	-	-	-	0.00
22	-	-	-	-	-	-	-	-	-	-	0.84	-	-	-	-	-	-	-	-	-	-	-	-	-	0.84
23	-	-	-	-	-	-	-	-	-	-	5.79	0.03	-	0.64	-	-	3.64	-	-	-	-	-	-	-	5.79
24	-	-	-	-	-	-	-	-	-	-	-	-	-	-	-	-	-	-	-	-	-	-	-	-	0.00
25	-	-	-	-	-	-	-	-	-	-	-	-	-	-	-	-	-	-	-	-	-	-	-	-	0.75
26	6.69	6.68	7	5.30	9.62	3.49	6.86	4.73	-	5.82	12.46	7.13	5.51	3.09	10.55	11.99	10.99	0.95	-	-	-	-	-	-	12.46
27	-	-	-	-	-	-	-	-	-	-	-	0.45	-	0.47	7.09	6.47	4.29	3.75	-	-	-	19.37	27.68	18.79	27.68
28	-	2.05	2.42	6.64	6.41	1.95	-	-	-	-	-	-	-	-	-	14.14	13.51	12.25	4.99	-	-	-	-	4.16	14.14
29	5.07	2.60	0.68	-	-	-	-	-	-	-	-	-	5.43	2.91	2.42	-	-	-	-	-	-	-	-	-	5.43
30	-	-	-	-	-	-	-	-	-	-	5.35	5.13	7.15	2.93	-	-	-	-	-	-	-	-	-	-	7.15

Average **9.92 EUR/MWh**

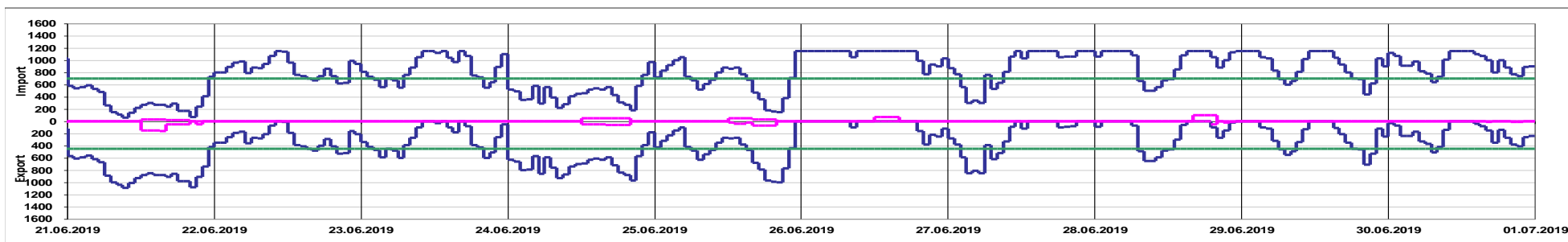
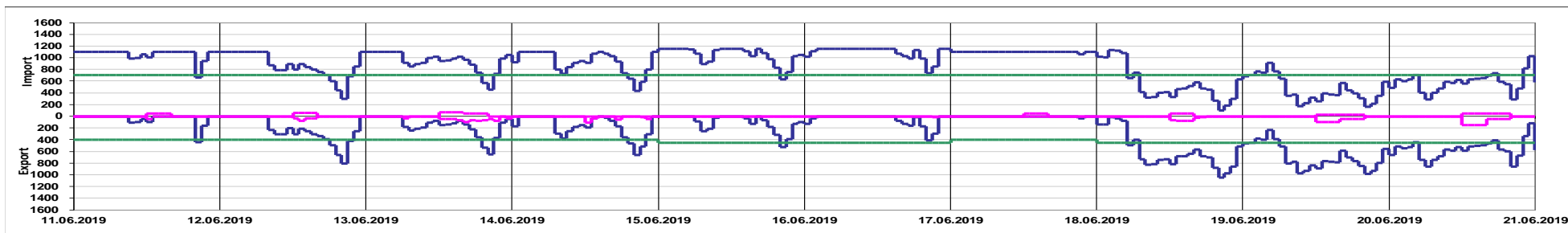
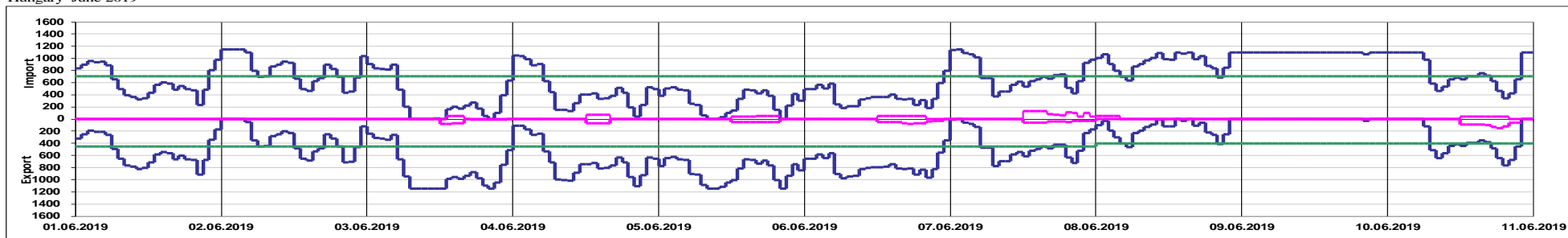


Day	Congestion Income border RO-HU [Euro]	Congestion Income RO [Euro]
01.06	0	0
02.06	5319	2660
03.06	25084	12542
04.06	0	0
05.06	5344	2672
06.06	0	0
07.06	830	415
08.06	9787	4893
09.06	79899	39950
10.06	58162	29081
11.06	94442	47221
12.06	44676	22338
13.06	49790	24895
14.06	30377	15189
15.06	29650	14825
16.06	79565	39782
17.06	111742	55871
18.06	0	0
19.06	0	0
20.06	0	0
21.06	0	0
22.06	373	186
23.06	4484	2242
24.06	0	0
25.06	333	167
26.06	52729	26365
27.06	39232	19616
28.06	30423	15211
29.06	8485	4242
30.06	9129	4564
Total	769857	384928

Daily Income [Euro]		Remuneration UIOSI [Euro]	
RO-HU	HU-RO	RO-HU	HU-RO
739428	30429	711304	27153
769857		738457	

TSO Income (Z-R) [Euro]	RO TSO Income (Z-R) [Euro]
31399	15700

Hungary June 2019



Offered Capacity on Intraday Auction Import (+) / Export (-) [MW]

Allocated Capacity on Intraday Auction Import (+) / Export (-) [MW]

Net Transfer Capacity (NTC) Import (+) / Export (-) [MW]



Societate Administrată în sistem Dualist

Market for Allocation of Cross-Border Capacities



romania2019.eu
Președinția României la Consiliul Uniunii Europene

Intraday Auctions on Romanian – Hungarian border

Auction Price [Euro/MWh] - Export

Day	1	2	3	4	5	6	7	8	9	10	11	12	13	14	15	16	17	18	19	20	21	22	23	24	Max	
1	0.00	0.00	0.00	0.00	0.00	0.00	0.00	0.00	0.00	0.00	0.00	0.00	0.00	0.00	0.00	0.00	0.00	0.00	0.00	0.00	0.00	0.00	0.00	0.00	0.00	0.00
2	-	-	-	-	0.00	0.00	0.00	0.00	0.00	0.00	0.00	0.00	0.00	0.00	0.00	0.00	0.00	0.00	0.00	0.00	0.00	0.00	0.00	0.00	0.00	0.00
3	0.00	0.00	0.00	0.00	0.00	0.00	0.00	0.00	0.00	0.00	0.00	0.00	0.00	0.00	0.00	0.00	0.00	0.00	0.00	0.00	0.00	0.00	0.00	0.00	0.00	0.00
4	0.00	0.00	0.00	0.00	0.00	0.00	0.00	0.00	0.00	0.00	0.00	0.00	0.00	0.00	0.00	0.00	0.00	0.00	0.00	0.00	0.00	0.00	0.00	0.00	0.00	0.00
5	0.00	0.00	0.00	0.00	0.00	0.00	0.00	0.00	0.00	0.00	0.00	0.00	0.00	0.00	0.00	0.00	0.00	0.00	0.00	0.00	0.00	0.00	0.00	0.00	0.00	0.00
6	0.00	0.00	0.00	0.00	0.00	0.00	0.00	0.00	0.00	0.00	0.00	0.00	0.00	0.00	0.00	0.00	0.00	0.00	0.00	0.00	0.00	0.00	0.00	0.00	0.00	0.00
7	0.00	-	0.00	0.00	0.00	0.00	0.00	0.00	0.00	0.00	0.00	0.00	0.00	0.00	0.00	0.00	0.00	0.00	0.00	0.00	0.00	0.00	0.00	0.00	0.00	0.00
8	0.00	0.00	0.00	0.00	0.00	0.00	0.00	0.00	0.00	0.00	0.00	0.00	0.00	0.00	0.00	0.00	0.00	0.00	0.00	0.00	0.00	0.00	0.00	0.00	0.00	0.00
9	-	-	-	-	-	-	-	-	-	-	-	-	-	-	-	-	-	-	-	-	-	-	-	-	-	0.00
10	-	-	-	-	-	-	0.00	0.00	0.00	0.00	0.00	0.00	0.00	0.00	0.00	0.00	0.00	0.00	0.00	0.00	0.00	0.00	0.00	0.00	0.00	0.00
11	-	-	-	-	-	-	-	-	-	0.00	0.00	0.00	0.00	-	-	-	-	-	-	0.00	0.00	0.00	-	-	-	0.00
12	-	-	-	-	-	-	-	-	0.00	0.00	0.00	0.00	0.00	0.00	0.00	0.00	0.00	0.00	0.00	0.00	0.00	0.00	0.00	0.00	0.00	0.00
13	-	-	-	-	-	-	0.00	0.00	0.00	0.00	0.00	0.00	0.00	0.00	0.00	0.00	0.00	0.00	0.00	0.00	0.00	0.00	0.00	0.00	0.00	0.00
14	0.00	-	-	-	-	-	-	0.00	0.00	0.00	0.00	0.00	0.00	0.00	0.00	0.00	0.00	0.00	0.00	0.00	0.00	0.00	0.00	0.00	0.00	0.00
15	0.00	-	-	-	-	0.00	0.00	0.00	0.00	0.00	-	-	-	-	0.00	0.00	-	0.00	0.00	0.00	0.00	0.00	0.00	0.00	0.00	0.00
16	0.00	0.00	-	-	-	-	-	-	-	-	-	-	-	-	-	0.00	0.00	0.00	0.00	0.00	0.00	0.00	0.00	0.00	0.00	0.00
17	-	-	-	-	-	-	-	-	-	-	-	-	-	-	-	-	-	-	-	-	-	-	-	-	-	0.00
18	0.00	0.00	0.00	0.00	0.00	0.00	0.00	0.00	0.00	0.00	0.00	0.00	0.00	0.00	0.00	0.00	0.00	0.00	0.00	0.00	0.00	0.00	0.00	0.00	0.00	0.00
19	0.00	0.00	0.00	0.00	0.00	0.00	0.00	0.00	0.00	0.00	0.00	0.00	0.00	0.00	0.00	0.00	0.00	0.00	0.00	0.00	0.00	0.00	0.00	0.00	0.00	0.00
20	0.00	0.00	0.00	0.00	0.00	0.00	0.00	0.00	0.00	0.00	0.00	0.00	0.00	0.00	0.00	0.00	0.00	0.00	0.00	0.00	0.00	0.00	0.00	0.00	0.00	0.00
21	0.00	0.00	0.00	0.00	0.00	0.00	0.00	0.00	0.00	0.00	0.00	0.00	0.00	0.00	0.00	0.00	0.00	0.00	0.00	0.00	0.00	0.00	0.00	0.00	0.00	0.00
22	0.00	0.00	0.00	0.00	0.00	0.00	0.00	0.00	0.00	0.00	-	0.00	0.00	0.00	0.00	0.00	0.00	0.00	0.00	0.00	0.00	0.00	0.00	0.00	0.00	0.00
23	0.00	0.00	0.00	0.00	0.00	0.00	0.00	0.00	0.00	0.00	-	-	0.00	-	0.00	0.00	-	0.00	0.00	0.00	0.00	0.00	0.00	0.00	0.00	0.00
24	0.00	0.00	0.00	0.00	0.00	0.00	0.00	0.00	0.00	0.00	0.00	0.00	0.00	0.00	0.00	0.00	0.00	0.00	0.00	0.00	0.00	0.00	0.00	0.00	0.00	0.00
25	0.00	0.00	0.00	0.00	0.00	0.00	0.00	0.00	0.00	0.00	0.00	0.00	0.00	0.00	0.00	0.00	0.00	0.00	0.00	0.00	0.00	0.00	0.00	0.00	0.00	0.00
26	-	-	-	-	-	-	-	-	0.00	-	-	-	-	-	-	-	-	-	-	0.00	0.00	0.00	0.00	0.00	0.00	0.00
27	0.00	0.00	0.00	0.00	0.00	0.00	0.00	0.00	0.00	0.00	0.00	-	0.00	-	-	-	-	-	0.00	0.00	0.00	-	-	-	-	0.00
28	0.00	-	-	-	-	-	0.00	0.00	0.00	0.00	0.00	0.00	0.00	0.00	0.00	-	-	-	-	0.00	0.00	0.00	0.00	0.00	0.00	0.00
29	-	-	-	0.00	0.00	0.00	0.00	0.00	0.00	0.00	0.00	0.00	-	-	-	0.00	0.00	0.00	0.00	0.00	0.00	0.00	0.00	0.00	0.00	0.00
30	0.00	0.00	0.00	0.00	0.00	0.00	0.00	0.00	0.00	0.00	-	-	-	-	0.00	0.00	0.00	0.00	0.00	0.00	0.00	0.00	0.00	0.00	0.00	0.00

Hunagry June 2019



Societate Administrată în sistem Dualist

Market for Allocation of Cross-Border Capacities

Intraday Auctions on Romanian – Hungarian border



romania2019.eu
Președinția României la Consiliul Uniunii Europene

Auction Price [Euro/MWh] - Import

Day	1	2	3	4	5	6	7	8	9	10	11	12	13	14	15	16	17	18	19	20	21	22	23	24	Max	
1	0.00	0.00	0.00	0.00	0.00	0.00	0.00	0.00	0.00	0.00	0.00	0.00	0.00	0.00	0.00	0.00	0.00	0.00	0.00	0.00	0.00	0.00	0.00	0.00	0.00	
2	0.00	0.00	0.00	0.00	0.00	0.00	0.00	0.00	0.00	0.00	0.00	0.00	0.00	0.00	0.00	0.00	0.00	0.00	0.00	0.00	0.00	0.00	0.00	0.00	0.00	0.00
3	0.00	0.00	0.00	0.00	0.00	0.00	0.00	-	-	-	-	0.00	0.00	0.00	0.00	0.00	0.00	0.00	0.00	0.00	-	0.00	0.00	0.00	0.00	0.00
4	0.00	0.00	0.00	0.00	0.00	0.00	0.00	0.00	0.00	0.00	0.00	0.00	0.00	0.00	0.00	0.00	0.00	0.00	0.00	0.00	0.00	0.00	0.00	0.00	0.00	0.00
5	0.00	0.00	0.00	0.00	0.00	0.00	0.00	0.00	-	-	0.00	0.00	0.00	0.00	0.00	0.00	0.00	0.00	0.00	0.00	-	0.00	0.00	0.00	0.00	0.00
6	0.00	0.00	0.00	0.00	0.00	0.00	0.00	0.00	0.00	0.00	0.00	0.00	0.00	0.00	0.00	0.00	0.00	0.00	0.00	0.00	0.00	0.00	0.00	0.00	0.00	0.00
7	0.00	0.00	0.00	0.00	0.00	0.00	0.00	0.00	0.00	0.00	0.00	0.00	0.00	0.00	0.00	0.00	0.00	0.00	0.00	0.00	0.00	0.00	0.00	0.00	0.00	0.00
8	0.00	0.00	0.00	0.00	0.00	0.00	0.00	0.00	0.00	0.00	0.00	0.00	0.00	0.00	0.00	0.00	0.00	0.00	0.00	0.00	0.00	0.00	0.00	0.00	0.00	0.00
9	0.00	0.00	0.00	0.00	0.00	0.00	0.00	0.00	0.00	0.00	0.00	0.00	0.00	0.00	0.00	0.00	0.00	0.00	0.00	0.00	0.00	0.00	0.00	0.00	0.00	0.00
10	0.00	0.00	0.00	0.00	0.00	0.00	0.00	0.00	0.00	0.00	0.00	0.00	0.00	0.00	0.00	0.00	0.00	0.00	0.00	0.00	0.00	0.00	0.00	0.00	0.00	0.00
11	0.00	0.00	0.00	0.00	0.00	0.00	0.00	0.00	0.00	0.00	0.00	0.00	0.00	0.00	0.00	0.00	0.00	0.00	0.00	0.00	0.00	0.00	0.00	0.00	0.00	0.00
12	0.00	0.00	0.00	0.00	0.00	0.00	0.00	0.00	0.00	0.00	0.00	0.00	0.00	0.00	0.00	0.00	0.00	0.00	0.00	0.00	0.00	0.00	0.00	0.00	0.00	0.00
13	0.00	0.00	0.00	0.00	0.00	0.00	0.00	0.00	0.00	0.00	0.00	0.00	0.00	0.00	0.00	0.00	0.00	0.00	0.00	0.00	0.00	0.00	0.00	0.00	0.00	0.00
14	0.00	0.00	0.00	0.00	0.00	0.00	0.00	0.00	0.00	0.00	0.00	0.00	0.00	0.00	0.00	0.00	0.00	0.00	0.00	0.00	0.00	0.00	0.00	0.00	0.00	0.00
15	0.00	0.00	0.00	0.00	0.00	0.00	0.00	0.00	0.00	0.00	0.00	0.00	0.00	0.00	0.00	0.00	0.00	0.00	0.00	0.00	0.00	0.00	0.00	0.00	0.00	0.00
16	0.00	0.00	0.00	0.00	0.00	0.00	0.00	0.00	0.00	0.00	0.00	0.00	0.00	0.00	0.00	0.00	0.00	0.00	0.00	0.00	0.00	0.00	0.00	0.00	0.00	0.00
17	0.00	0.00	0.00	0.00	0.00	0.00	0.00	0.00	0.00	0.00	0.00	0.00	0.00	0.00	0.00	0.00	0.00	0.00	0.00	0.00	0.00	0.00	0.00	0.00	0.00	0.00
18	0.00	0.00	0.00	0.00	0.00	0.00	0.00	0.00	0.00	0.00	0.00	0.00	0.00	0.00	0.00	0.00	0.00	0.00	0.00	0.00	0.00	0.00	0.00	0.00	0.00	0.00
19	0.00	0.00	0.00	0.00	0.00	0.00	0.00	0.00	0.00	0.00	0.00	0.00	0.00	0.00	0.00	0.00	0.00	0.00	0.00	0.00	0.00	0.00	0.00	0.00	0.00	0.00
20	0.00	0.00	0.00	0.00	0.00	0.00	0.00	0.00	0.00	0.00	0.00	0.00	0.00	0.00	0.00	0.00	0.00	0.00	0.00	0.00	0.00	0.00	0.00	0.00	0.00	0.00
21	0.00	0.00	0.00	0.00	0.00	0.00	0.00	0.00	0.00	0.00	0.00	0.00	0.00	0.00	0.00	0.00	0.00	0.00	0.00	0.00	0.00	0.00	0.00	0.00	0.00	0.00
22	0.00	0.00	0.00	0.00	0.00	0.00	0.00	0.00	0.00	0.00	0.00	0.00	0.00	0.00	0.00	0.00	0.00	0.00	0.00	0.00	0.00	0.00	0.00	0.00	0.00	0.00
23	0.00	0.00	0.00	0.00	0.00	0.00	0.00	0.00	0.00	0.00	0.00	0.00	0.00	0.00	0.00	0.00	0.00	0.00	0.00	0.00	0.00	0.00	0.00	0.00	0.00	0.00
24	0.00	0.00	0.00	0.00	0.00	0.00	0.00	0.00	0.00	0.00	0.00	0.00	0.00	0.00	0.00	0.00	0.00	0.00	0.00	0.00	0.00	0.00	0.00	0.00	0.00	0.00
25	0.00	0.00	0.00	0.00	0.00	0.00	0.00	0.00	0.00	0.00	0.00	0.00	0.00	0.00	0.00	0.00	0.00	0.00	0.00	0.00	0.00	0.00	0.00	0.00	0.00	0.00
26	0.00	0.00	0.00	0.00	0.00	0.00	0.00	0.00	0.00	0.00	0.00	0.00	0.00	0.00	0.00	0.00	0.00	0.00	0.00	0.00	0.00	0.00	0.00	0.00	0.00	0.00
27	0.00	0.00	0.00	0.00	0.00	0.00	0.00	0.00	0.00	0.00	0.00	0.00	0.00	0.00	0.00	0.00	0.00	0.00	0.00	0.00	0.00	0.00	0.00	0.00	0.00	0.00
28	0.00	0.00	0.00	0.00	0.00	0.00	0.00	0.00	0.00	0.00	0.00	0.00	0.00	0.00	0.00	0.00	0.00	0.00	0.00	0.00	0.00	0.00	0.00	0.00	0.00	0.00
29	0.00	0.00	0.00	0.00	0.00	0.00	0.00	0.00	0.00	0.00	0.00	0.00	0.00	0.00	0.00	0.00	0.00	0.00	0.00	0.00	0.00	0.00	0.00	0.00	0.00	0.00
30	0.00	0.00	0.00	0.00	0.00	0.00	0.00	0.00	0.00	0.00	0.00	0.00	0.00	0.00	0.00	0.00	0.00	0.00	0.00	0.00	0.00	0.00	0.00	0.00	0.00	0.00

Hungary June 2019

Public



Societate Administrată în sistem Dualist

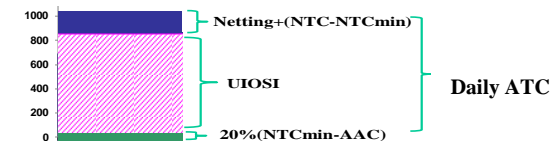
Market for Allocation of Cross-Border Capacities

Daily Auctions on Romanian – Bulgarian border



romania2019.eu
Președinția României la Consiliul Uniunii Europene

Reserved Capacity [MW] average value		Unused Capacity [MW] average value	
RO-BG	BG-RO	RO-BG	BG-RO
41	50	203	336



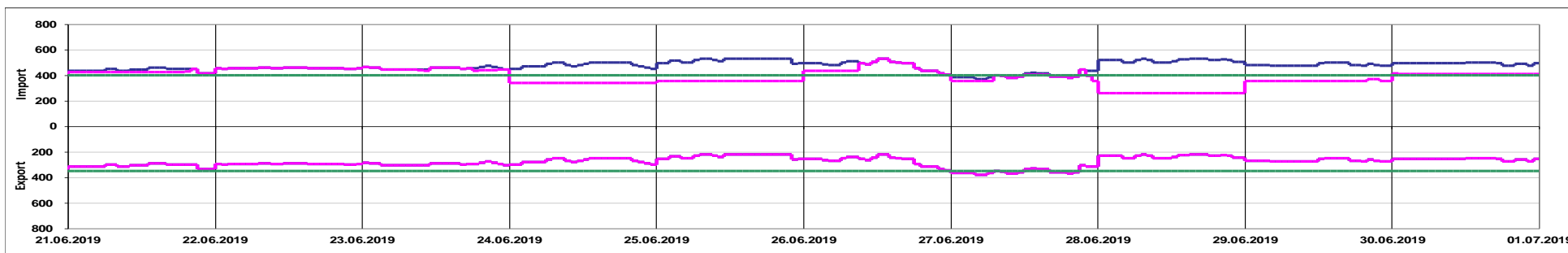
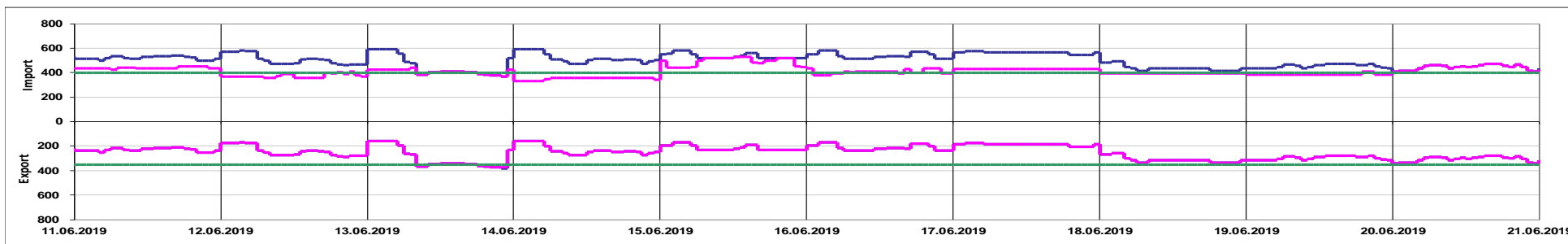
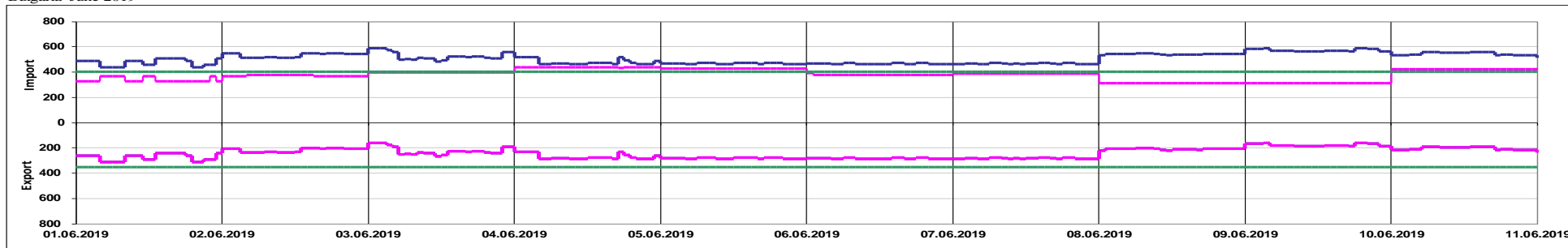
Bulgaria June 2019



Daily Auctions on Romanian – Bulgarian border

Societate Administrată în sistem Dualist

Bulgaria June 2019



Offered Capacity on Daily Auction Import (+) / Export (-) [MW]

Allocated Capacity on Daily Auction Import (+) / Export (-) [MW]

Net Transfer Capacity (NTC) Import (+) / Export (-) [MW]

Auction Price [Euro/MWh] – Export

Day	1	2	3	4	5	6	7	8	9	10	11	12	13	14	15	16	17	18	19	20	21	22	23	24	Max
1	1.20	1.20	1.20	1.20	0.35	0.35	0.35	0.55	1.20	1.20	1.20	0.35	0.35	1.20	1.20	1.20	1.20	1.20	0.89	0.25	0.35	0.35	0.55	1.00	1.20
2	3.00	3.00	3.00	0.69	0.85	0.69	1.02	1.02	1.02	1.69	1.69	0.85	1.69	3.00	3.00	4.55	4.55	4.55	3.50	3.00	1.02	0.85	0.66	3.00	4.55
3	8.00	8.00	8.00	7.49	7.49	0.88	1.69	1.69	1.69	1.69	1.69	0.88	1.69	2.75	2.75	2.75	1.69	1.69	0.88	0.88	0.88	0.88	2.00	2.00	8.00
4	0.66	0.66	0.66	0.66	0.16	0.16	0.55	0.66	0.55	0.55	0.55	0.40	0.66	0.66	0.66	0.66	0.66	1.56	0.66	0.55	0.38	0.38	0.30	0.53	1.56
5	0.25	0.25	0.25	0.25	0.25	0.25	0.42	0.48	0.48	0.48	0.42	0.25	0.42	0.42	0.42	0.42	0.41	0.42	0.42	0.42	0.41	0.41	0.30	0.25	0.48
6	0.31	0.31	0.36	0.36	0.31	0.31	0.48	0.68	0.48	0.36	0.36	0.31	0.42	0.48	0.68	0.68	0.42	0.48	0.48	0.48	0.42	0.31	0.31	0.31	0.68
7	0.19	0.19	0.19	0.19	0.19	0.19	0.36	1.00	0.99	0.99	0.77	0.55	0.77	0.77	0.90	0.99	0.90	0.99	0.99	0.99	0.99	0.99	0.41	0.41	1.00
8	2.56	5.25	5.25	5.25	4.73	2.56	2.56	3.80	2.56	2.33	5.56	2.56	4.12	8.49	8.49	8.49	5.25	5.25	5.25	5.25	5.25	5.25	5.25	3.77	8.49
9	2.56	2.56	2.56	2.56	2.00	1.84	1.84	1.42	1.42	1.84	1.51	1.51	1.40	1.46	1.52	2.01	3.00	1.05	2.56	2.56	2.56	2.56	2.20	2.69	3.00
10	8.00	8.74	8.74	7.61	7.51	6.50	3.88	3.88	2.70	2.80	3.00	3.46	4.00	3.96	3.96	4.36	3.87	2.24	2.00	2.00	2.24	3.00	4.73	5.00	8.74
11	12.00	10.81	11.89	11.55	9.84	9.84	9.00	6.57	6.64	6.13	5.69	5.54	5.00	7.96	9.54	11.00	9.00	8.00	5.00	2.00	2.00	0.73	6.78	8.18	12.00
12	8.82	10.67	13.50	13.50	10.40	5.50	1.05	0.65	0.55	0.65	0.65	0.55	0.96	1.99	1.99	1.95	0.88	0.86	0.65	0.65	0.43	0.43	0.98	1.55	13.50
13	12.00	18.00	18.00	18.17	18.00	0.50	0.09	0.09	0.02	0.03	0.04	0.03	0.04	0.04	0.04	0.03	0.03	0.03	0.02	0.01	0.01	0.01	0.00	0.69	18.17
14	9.00	16.00	19.30	19.30	16.00	4.73	1.10	0.57	0.52	0.22	0.52	0.52	0.57	0.57	0.57	0.57	0.52	0.52	0.52	0.22	0.22	0.04	0.76	1.01	19.30
15	0.50	3.75	12.00	12.00	11.22	8.00	0.43	0.55	0.44	0.44	0.44	0.44	0.44	0.44	0.55	0.55	0.35	0.43	0.35	0.22	0.33	0.33	1.16	2.00	12.00
16	4.15	6.11	6.11	6.11	7.01	6.11	6.11	5.05	4.65	5.39	5.25	6.11	6.11	6.11	6.11	6.11	4.73	3.55	1.59	1.59	1.12	1.12	2.22	6.11	7.01
17	7.22	9.55	12.15	11.38	12.55	9.55	12.55	9.55	6.15	6.15	9.55	9.55	9.55	9.55	9.55	8.00	3.11	3.11	3.11	2.11	2.11	2.11	2.11	3.00	12.55
18	7.00	15.00	19.00	19.00	15.00	12.00	0.66	0.66	0.66	0.33	0.33	0.33	0.33	0.92	0.92	0.92	0.62	0.33	0.33	0.33	0.33	0.33	0.33	0.33	19.00
19	0.22	0.22	0.22	0.22	0.22	0.22	0.07	0.09	0.09	0.07	0.07	0.07	0.09	0.09	0.09	0.09	0.09	0.09	0.07	0.07	0.09	0.06	0.06	0.21	0.22
20	0.02	0.02	0.02	0.02	0.02	0.02	0.05	0.05	0.05	0.07	0.10	0.10	0.10	0.10	0.15	0.22	0.22	0.10	0.05	0.03	0.05	0.03	0.02	0.02	0.22
21	0.05	0.05	0.05	0.05	0.05	0.05	0.05	0.06	0.06	0.05	0.05	0.06	0.06	0.07	0.07	0.07	0.05	0.05	0.05	0.05	0.05	0.03	0.03	0.03	0.07
22	0.25	0.25	0.25	0.18	0.08	0.08	0.18	0.18	0.15	0.10	0.10	0.18	0.18	0.21	0.21	0.18	0.18	0.21	0.25	0.25	0.25	0.18	0.10	0.08	0.25
23	0.88	0.88	0.88	0.88	0.33	0.33	0.33	0.33	0.42	0.61	0.88	0.88	0.88	1.00	0.88	2.10	0.88	0.88	0.53	0.50	0.88	0.50	0.77	0.95	2.10
24	0.89	0.89	1.08	1.08	0.56	0.56	0.22	0.22	0.22	0.22	0.22	0.22	0.22	0.22	0.22	0.22	0.22	0.22	0.22	0.22	0.15	0.93	0.56	1.25	1.25
25	3.33	2.44	2.44	2.44	1.23	1.23	0.90	1.56	1.60	2.69	3.02	3.88	4.55	4.55	4.55	4.55	1.24	1.00	1.00	0.74	1.00	1.00	2.44	2.44	4.55
26	1.10	1.23	1.23	1.23	0.68	0.41	0.68	0.55	0.55	0.55	0.55	0.55	0.85	0.85	0.55	0.55	0.55	0.55	0.29	0.24	0.24	0.21	0.20	0.24	1.23
27	0.01	0.01	0.01	0.02	0.01	0.01	0.06	0.06	0.06	0.06	0.06	0.06	0.06	0.06	0.06	0.06	0.02	0.02	0.02	0.01	0.06	0.63	0.55	0.55	0.63
28	3.76	1.89	1.50	1.40	2.00	1.49	3.29	4.73	4.00	5.88	9.59	10.77	12.00	11.08	12.00	12.00	12.00	12.00	7.66	7.50	7.66	7.67	7.22	7.00	12.00
29	1.00	1.00	0.88	0.88	0.76	0.76	1.00	3.26	2.87	3.44	7.00	7.00	7.00	5.91	6.00	4.26	3.01	1.49	0.88	0.76	0.76	0.76	0.88	0.88	7.00
30	0.65	0.56	0.77	0.77	0.77	0.77	0.56	0.56	1.40	2.50	2.80	3.29	3.29	3.29	3.29	2.50	2.50	0.65	0.55	0.55	0.56	0.62	1.27	2.00	3.29

Bulgaria June 2019



Societate Administrată în sistem Dualist

Market for Allocation of Cross-Border Capacities



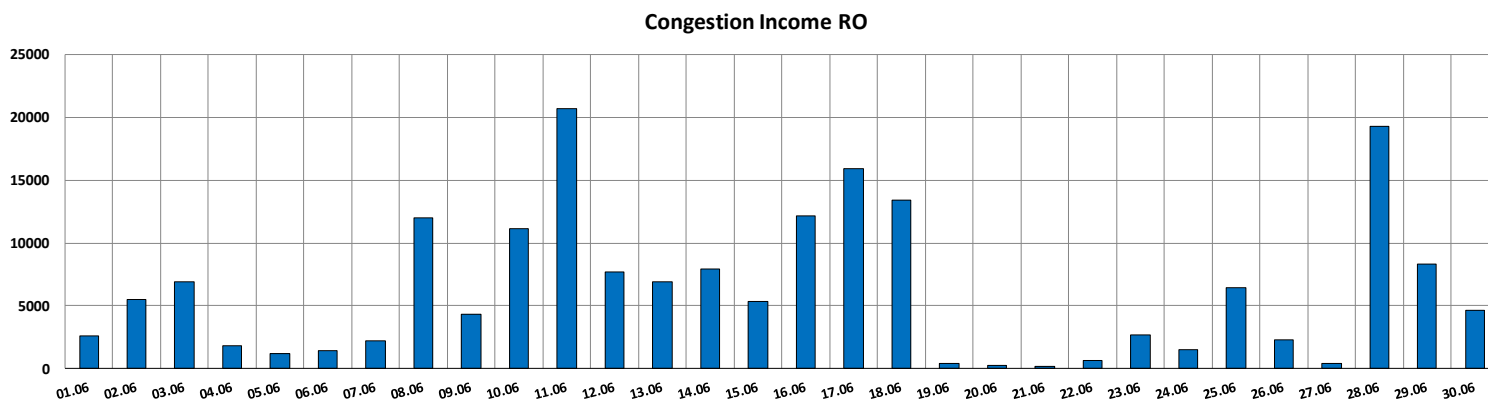
romania2019.eu
Președinția României la Consiliul Uniunii Europene

Daily Auctions on Romanian – Bulgarian border

Auction Price [Euro/MWh] – Import

Day	1	2	3	4	5	6	7	8	9	10	11	12	13	14	15	16	17	18	19	20	21	22	23	24	Max		
1	0.00	0.00	0.00	0.00	0.00	0.00	0.00	0.00	0.00	0.00	0.00	0.00	0.00	0.00	0.00	0.00	0.00	0.00	0.00	0.00	0.00	0.00	0.00	0.00	0.00		
2	0.00	0.00	0.00	0.00	0.00	0.00	0.00	0.00	0.00	0.00	0.00	0.00	0.00	0.00	0.00	0.00	0.00	0.00	0.00	0.00	0.00	0.00	0.00	0.00	0.00	0.00	
3	0.00	0.00	0.00	0.00	0.00	0.00	0.00	0.00	0.00	0.00	0.00	0.00	0.00	0.00	0.00	0.00	0.00	0.00	0.00	0.00	0.00	0.00	0.00	0.00	0.00	0.00	
4	0.00	0.00	0.00	0.00	0.00	0.00	0.00	0.00	0.00	0.00	0.00	0.00	0.00	0.00	0.00	0.00	0.00	0.00	0.00	0.00	0.00	0.00	0.00	0.00	0.00	0.00	
5	0.00	0.00	0.00	0.00	0.00	0.00	0.00	0.00	0.00	0.00	0.00	0.00	0.00	0.00	0.00	0.00	0.00	0.00	0.00	0.00	0.00	0.00	0.00	0.00	0.00	0.00	
6	0.00	0.00	0.00	0.00	0.00	0.00	0.00	0.00	0.00	0.00	0.00	0.00	0.00	0.00	0.00	0.00	0.00	0.00	0.00	0.00	0.00	0.00	0.00	0.00	0.00	0.00	
7	0.00	0.00	0.00	0.00	0.00	0.00	0.00	0.00	0.00	0.00	0.00	0.00	0.00	0.00	0.00	0.00	0.00	0.00	0.00	0.00	0.00	0.00	0.00	0.00	0.00	0.00	
8	0.00	0.00	0.00	0.00	0.00	0.00	0.00	0.00	0.00	0.00	0.00	0.00	0.00	0.00	0.00	0.00	0.00	0.00	0.00	0.00	0.00	0.00	0.00	0.00	0.00	0.00	
9	0.00	0.00	0.00	0.00	0.00	0.00	0.00	0.00	0.00	0.00	0.00	0.00	0.00	0.00	0.00	0.00	0.00	0.00	0.00	0.00	0.00	0.00	0.00	0.00	0.00	0.00	
10	0.00	0.00	0.00	0.00	0.00	0.00	0.00	0.00	0.00	0.00	0.00	0.00	0.00	0.00	0.00	0.00	0.00	0.00	0.00	0.00	0.00	0.00	0.00	0.00	0.00	0.00	
11	0.00	0.00	0.00	0.00	0.00	0.00	0.00	0.00	0.00	0.00	0.00	0.00	0.00	0.00	0.00	0.00	0.00	0.00	0.00	0.00	0.00	0.00	0.00	0.00	0.00	0.00	
12	0.00	0.00	0.00	0.00	0.00	0.00	0.00	0.00	0.00	0.00	0.00	0.00	0.00	0.00	0.00	0.00	0.00	0.00	0.00	0.00	0.00	0.00	0.00	0.00	0.00	0.00	
13	0.00	0.00	0.00	0.00	0.00	0.00	0.00	0.00	0.00	0.01	0.01	0.01	0.01	0.01	0.01	0.01	0.01	0.01	0.01	0.01	0.01	0.02	0.02	0.02	0.01	0.00	0.02
14	0.00	0.00	0.00	0.00	0.00	0.00	0.00	0.00	0.00	0.00	0.00	0.00	0.00	0.00	0.00	0.00	0.00	0.00	0.00	0.00	0.00	0.00	0.00	0.00	0.00	0.00	
15	0.00	0.00	0.00	0.00	0.00	0.00	0.00	0.00	0.01	0.01	0.01	0.01	0.01	0.00	0.00	0.00	0.00	0.00	0.00	0.00	0.01	0.01	0.01	0.00	0.00	0.01	
16	0.00	0.00	0.00	0.00	0.00	0.00	0.00	0.00	0.00	0.00	0.00	0.00	0.00	0.00	0.00	0.00	0.00	0.00	0.00	0.00	0.00	0.00	0.00	0.00	0.00	0.00	
17	0.00	0.00	0.00	0.00	0.00	0.00	0.00	0.00	0.00	0.00	0.00	0.00	0.00	0.00	0.00	0.00	0.00	0.00	0.00	0.00	0.00	0.00	0.00	0.00	0.00	0.00	
18	0.00	0.00	0.00	0.00	0.00	0.00	0.00	0.00	0.00	0.00	0.00	0.00	0.00	0.00	0.00	0.00	0.00	0.00	0.00	0.00	0.00	0.00	0.00	0.00	0.00	0.00	
19	0.00	0.00	0.00	0.00	0.00	0.00	0.00	0.00	0.00	0.00	0.00	0.00	0.00	0.00	0.00	0.00	0.00	0.00	0.00	0.00	0.00	0.00	0.00	0.00	0.00	0.00	
20	0.01	0.01	0.01	0.01	0.01	0.01	0.01	0.01	0.01	0.01	0.01	0.01	0.01	0.01	0.01	0.01	0.01	0.01	0.01	0.01	0.01	0.01	0.01	0.01	0.01	0.01	
21	0.00	0.00	0.00	0.00	0.00	0.00	0.00	0.00	0.00	0.00	0.00	0.00	0.00	0.00	0.00	0.00	0.00	0.00	0.00	0.00	0.00	0.00	0.01	0.01	0.01	0.01	
22	0.01	0.01	0.01	0.01	0.01	0.01	0.01	0.01	0.01	0.01	0.01	0.01	0.01	0.01	0.01	0.01	0.01	0.01	0.01	0.01	0.01	0.01	0.01	0.01	0.01	0.01	
23	0.01	0.01	0.01	0.01	0.01	0.01	0.01	0.01	0.00	0.00	0.00	0.01	0.01	0.01	0.01	0.01	0.01	0.01	0.00	0.00	0.00	0.00	0.00	0.00	0.00	0.01	
24	0.00	0.00	0.00	0.00	0.00	0.00	0.00	0.00	0.00	0.00	0.00	0.00	0.00	0.00	0.00	0.00	0.00	0.00	0.00	0.00	0.00	0.00	0.00	0.00	0.00	0.00	
25	0.00	0.00	0.00	0.00	0.00	0.00	0.00	0.00	0.00	0.00	0.00	0.00	0.00	0.00	0.00	0.00	0.00	0.00	0.00	0.00	0.00	0.00	0.00	0.00	0.00	0.00	
26	0.00	0.00	0.00	0.00	0.00	0.00	0.00	0.00	0.00	0.00	0.00	0.06	0.06	0.05	0.02	0.02	0.06	0.06	0.06	0.06	0.22	0.36	0.36	0.36	0.06	0.02	0.36
27	0.00	0.00	0.00	0.00	0.00	0.00	0.00	0.01	0.01	0.01	0.01	0.01	0.01	0.00	0.00	0.00	0.01	0.01	0.01	0.02	0.01	0.01	0.00	0.00	0.00	0.02	
28	0.00	0.00	0.00	0.00	0.00	0.00	0.00	0.00	0.00	0.00	0.00	0.00	0.00	0.00	0.00	0.00	0.00	0.00	0.00	0.00	0.00	0.00	0.00	0.00	0.00	0.00	
29	0.00	0.00	0.00	0.00	0.00	0.00	0.00	0.00	0.00	0.00	0.00	0.00	0.00	0.00	0.00	0.00	0.00	0.00	0.00	0.00	0.00	0.00	0.00	0.00	0.00	0.00	
30	0.00	0.00	0.00	0.00	0.00	0.00	0.00	0.00	0.00	0.00	0.00	0.00	0.00	0.00	0.00	0.00	0.00	0.00	0.00	0.00	0.00	0.00	0.00	0.00	0.00	0.00	

Bulgaria June 2019



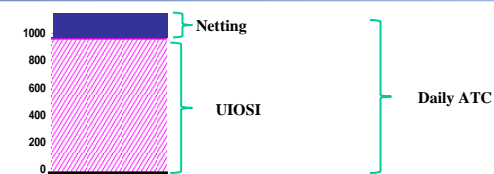
Day	Congestion Income border RO-BG [Euro]	Congestion Income RO [Euro]
01.06	5278	2639
02.06	10944	5472
03.06	13875	6937
04.06	3674	1837
05.06	2467	1234
06.06	2858	1429
07.06	4485	2243
08.06	24067	12034
09.06	8639	4319
10.06	22242	11121
11.06	41364	20682
12.06	15444	7722
13.06	13809	6904
14.06	15908	7954
15.06	10718	5359
16.06	24339	12169
17.06	31795	15898
18.06	26886	13443
19.06	867	433
20.06	585	293
21.06	393	196
22.06	1360	680
23.06	5435	2717
24.06	3069	1535
25.06	12853	6426
26.06	4589	2295
27.06	871	436
28.06	38585	19292
29.06	16581	8291
30.06	9337	4668
Total	373318	186659

Daily Income [Euro]		Remuneration UIOSI [Euro]	
RO-BG	BG-RO	RO-BG	BG-RO
372033	1285	283934	958
373318		284892	

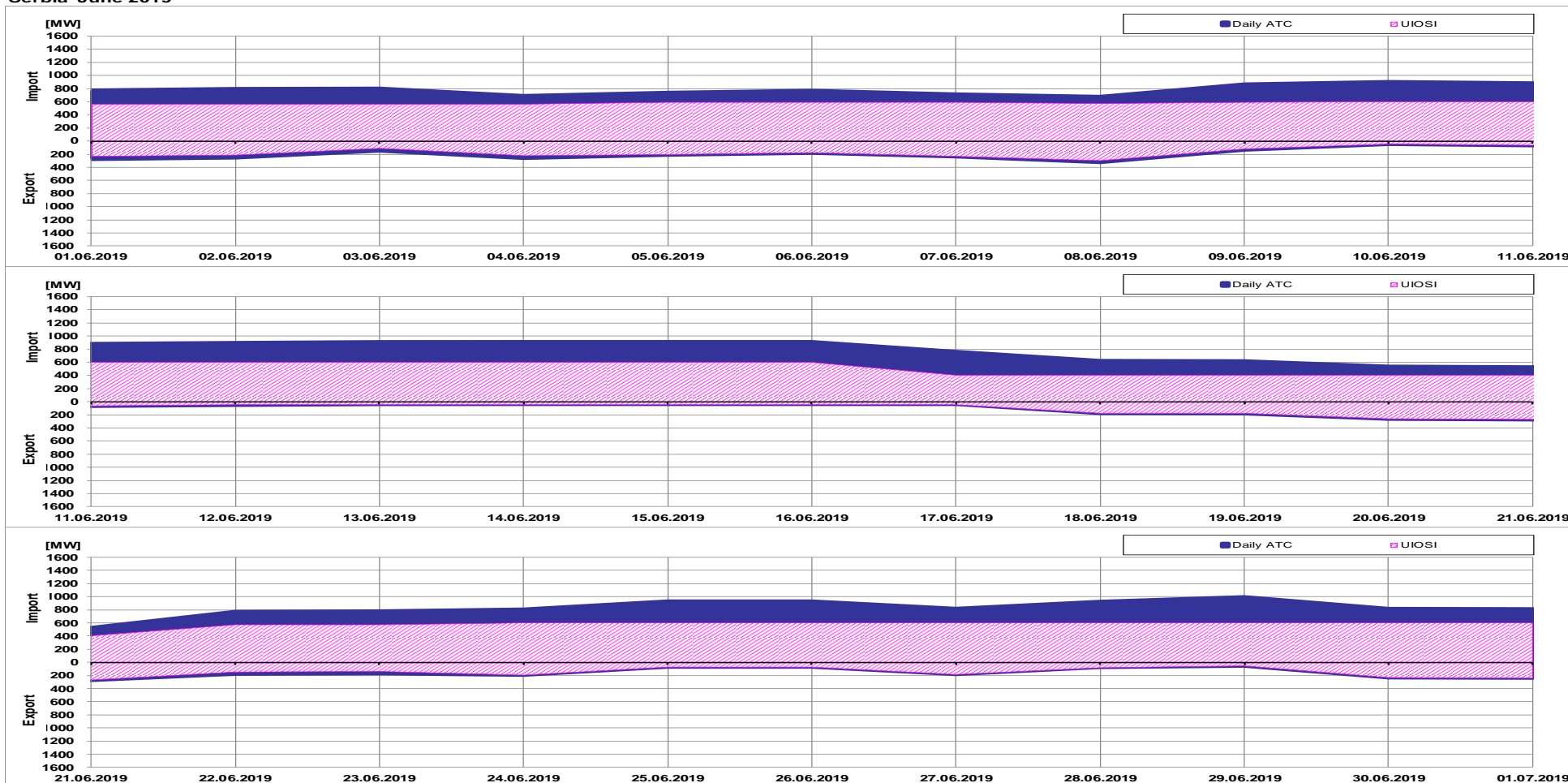
TSO Income (Z-R) [Euro]	RO TSO Income (Z-R) [Euro]
88426	44213

Daily Auctions on Romanian – Serbian border

Unused Capacity [MW] average value	
RO-RS	RS-RO
148	552

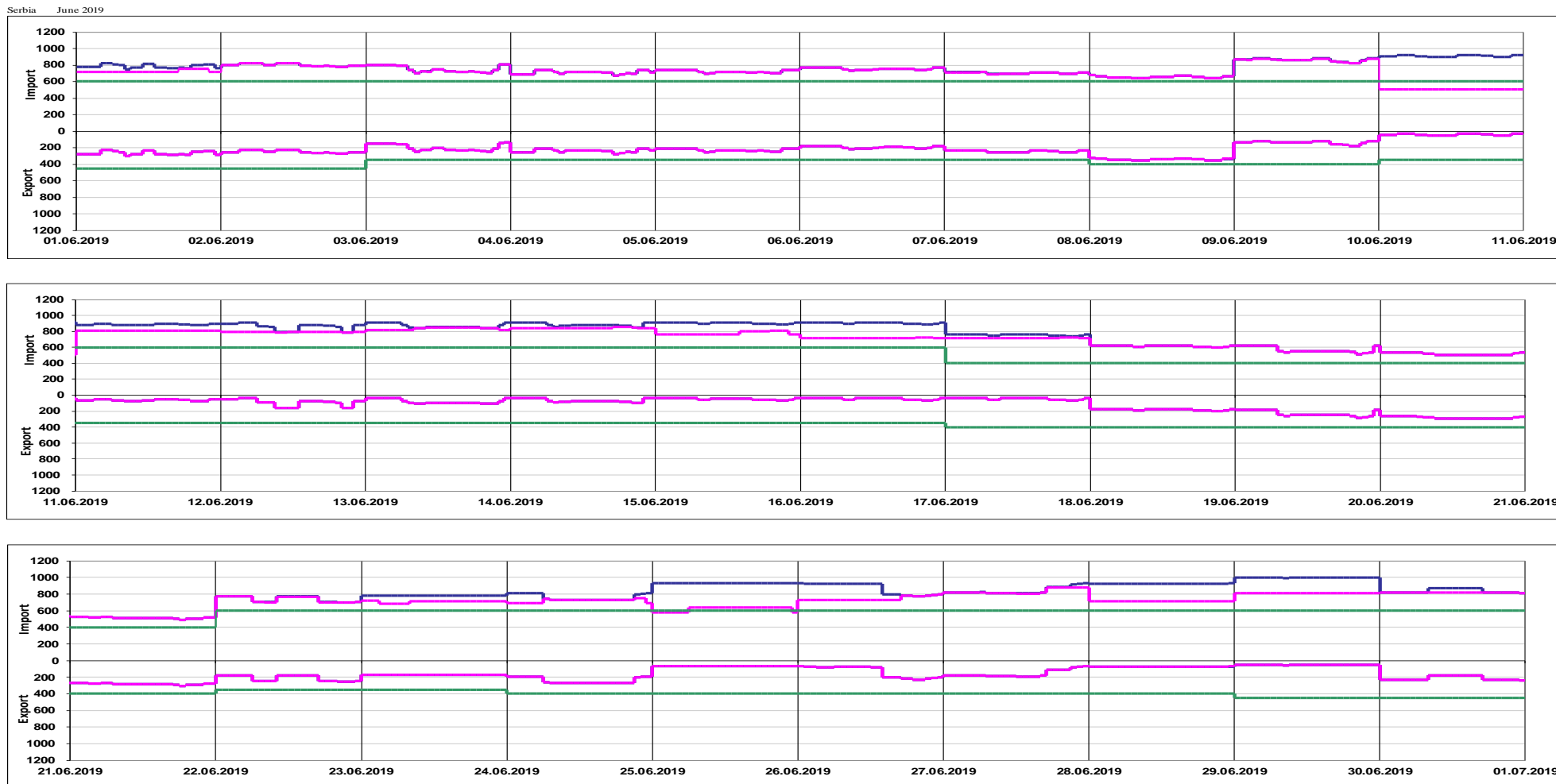


Serbia June 2019



Daily Auctions on Romanian – Serbian border

Societate Administrată în sistem Dualist



Offered Capacity on Daily Auction Import (+) / Export (-) [MW]

Allocated Capacity on Daily Auction Import (+) / Export (-) [MW]

Net Transfer Capacity (NTC) Import (+) / Export (-) [MW]

Daily Auctions on Romanian – Serbian border

Auction Price [Euro/MWh] – Export

Day	1	2	3	4	5	6	7	8	9	10	11	12	13	14	15	16	17	18	19	20	21	22	23	24	Max
1	0.33	0.33	0.33	0.33	0.66	0.50	0.44	0.33	0.31	0.31	0.31	0.41	0.44	0.22	0.22	0.22	0.22	0.22	0.17	0.23	0.23	0.31	0.31	0.33	0.66
2	0.59	0.59	0.59	0.59	0.59	0.59	0.59	0.59	0.59	0.59	0.59	0.59	0.59	0.59	0.59	0.56	0.56	0.59	0.55	0.55	0.55	0.59	0.59	0.59	0.59
3	4.99	4.74	4.99	4.90	4.55	4.55	2.99	2.25	1.35	2.25	2.25	3.33	3.33	2.25	2.25	2.25	2.25	1.00	1.00	1.00	1.75	3.88	4.99	4.99	4.99
4	0.25	0.25	0.25	0.25	0.36	0.36	0.17	0.17	0.17	0.17	0.17	0.17	0.17	0.17	0.17	0.17	0.17	0.12	0.17	0.17	0.17	0.17	0.17	0.17	0.36
5	0.36	0.36	0.36	0.36	0.36	0.35	0.25	0.22	0.20	0.20	0.22	0.22	0.22	0.22	0.22	0.22	0.22	0.22	0.22	0.20	0.20	0.25	0.25	0.25	0.36
6	0.25	0.25	0.25	0.25	0.25	0.25	0.25	0.17	0.17	0.17	0.17	0.17	0.17	0.17	0.25	0.25	0.25	0.25	0.25	0.17	0.17	0.26	0.37	0.37	0.37
7	0.25	0.25	0.25	0.25	0.25	0.25	0.25	0.25	0.25	0.25	0.25	0.25	0.25	0.25	0.25	0.25	0.25	0.25	0.25	0.25	0.25	0.25	0.25	0.25	0.25
8	0.11	0.11	0.11	0.09	0.11	0.11	0.11	0.11	0.11	0.11	0.11	0.11	0.11	0.11	0.11	0.11	0.11	0.11	0.11	0.11	0.11	0.11	0.11	0.11	0.11
9	0.78	0.78	0.82	0.89	0.89	1.38	1.38	0.78	0.78	0.89	0.89	0.89	1.38	1.40	1.40	2.10	2.22	0.78	0.78	0.78	0.78	0.89	3.15	3.85	3.85
10	8.00	8.00	8.00	8.00	8.00	8.38	5.43	4.34	1.55	1.55	1.88	5.14	5.00	3.62	3.20	6.20	5.59	1.88	1.88	1.34	1.88	2.10	6.98	12.00	12.00
11	16.00	16.70	16.97	18.00	18.00	15.00	15.50	8.56	9.12	9.12	9.12	12.50	11.50	16.00	16.00	16.00	16.00	11.00	9.12	4.28	4.13	1.73	14.00	18.00	18.00
12	12.00	17.50	24.38	27.34	27.69	17.50	2.56	1.28	1.28	1.28	1.28	1.56	1.56	1.56	1.56	1.56	1.56	1.56	1.56	1.56	1.28	0.94	2.56	5.88	27.69
13	10.77	22.00	25.00	23.75	16.00	3.00	0.74	0.56	0.56	0.56	0.56	0.56	0.56	0.56	0.56	0.56	0.56	0.56	0.56	0.50	0.50	0.50	0.51	2.55	25.00
14	5.41	12.22	17.00	18.00	20.00	5.88	1.02	1.02	0.86	1.00	3.35	3.00	3.00	3.00	3.00	3.00	2.66	2.66	2.55	2.55	0.36	0.62	2.55	5.88	20.00
15	12.28	14.37	18.00	16.97	15.58	15.37	2.56	0.62	0.62	0.76	0.76	0.84	1.60	1.32	1.50	0.90	0.62	0.62	0.62	0.62	0.56	0.56	1.70	10.85	18.00
16	2.21	3.00	5.00	6.01	8.77	8.77	8.77	7.50	8.50	10.11	10.11	10.11	10.00	8.77	8.33	7.39	6.00	3.11	1.22	1.13	0.69	0.88	2.55	8.77	10.11
17	13.00	14.00	15.22	15.22	15.22	15.22	17.82	18.13	16.92	16.90	16.48	16.35	15.22	15.47	16.24	15.22	15.22	9.55	8.77	10.00	1.66	1.66	2.08	5.17	18.13
18	4.00	7.00	11.50	11.50	9.50	4.00	0.43	0.55	0.55	0.43	0.43	0.36	0.66	0.66	1.12	1.12	0.88	0.66	0.66	0.44	0.36	0.36	0.38	0.51	11.50
19	1.10	1.10	1.10	1.10	1.10	0.88	0.32	0.23	0.23	0.23	0.23	0.23	0.23	0.23	0.23	0.23	0.23	0.23	0.23	0.23	0.22	0.22	0.23	0.35	1.10
20	0.25	0.25	0.25	0.19	0.19	0.19	0.19	0.16	0.16	0.14	0.14	0.14	0.14	0.14	0.14	0.14	0.16	0.16	0.14	0.14	0.14	0.14	0.23	0.19	0.25
21	0.17	0.17	0.17	0.16	0.16	0.17	0.17	0.13	0.13	0.13	0.13	0.13	0.13	0.13	0.13	0.13	0.13	0.13	0.11	0.13	0.13	0.13	0.16	0.16	0.17
22	0.34	0.34	0.34	0.34	0.34	0.34	0.26	0.25	0.25	0.25	0.26	0.26	0.34	0.34	0.34	0.26	0.25	0.25	0.25	0.25	0.25	0.25	0.25	0.26	0.34
23	0.44	0.44	0.44	0.44	0.44	0.44	0.44	0.85	1.50	2.50	3.00	3.00	3.00	0.69	0.69	0.69	0.69	1.17	1.50	0.85	0.44	0.44	2.55	3.00	3.00
24	1.00	1.00	1.00	1.00	0.69	0.69	0.15	0.17	0.17	0.17	0.17	0.17	0.17	0.17	0.17	0.17	0.17	0.17	0.17	0.17	0.17	0.26	0.88	3.69	3.69
25	5.00	1.36	1.36	1.36	1.36	1.36	0.94	0.94	0.94	0.94	3.00	4.08	4.08	4.08	4.08	3.74	2.50	0.56	0.56	0.56	0.56	0.56	0.89	5.22	5.22
26	0.56	0.56	0.56	0.56	0.56	0.56	0.33	0.33	0.33	0.33	0.56	0.56	0.56	0.56	0.11	0.11	0.11	0.10	0.10	0.10	0.10	0.10	0.10	0.11	0.56
27	0.26	0.26	0.26	0.26	0.26	0.26	0.26	0.26	0.26	0.38	0.38	0.38	0.38	0.38	0.38	0.38	0.26	0.38	0.56	0.56	0.56	3.00	3.84	5.22	5.22
28	1.56	1.00	2.00	2.00	2.00	1.00	0.99	1.00	1.50	1.50	2.00	6.20	6.20	6.20	7.00	8.77	9.50	6.47	7.21	8.18	4.26	6.07	8.00	7.00	9.50
29	3.00	3.50	3.00	2.46	2.46	3.50	3.10	2.90	2.24	6.83	13.23	13.32	15.64	15.64	11.84	5.01	6.51	4.99	0.78	0.66	0.66	0.66	3.50	2.50	15.64
30	0.56	0.49	0.56	0.56	0.56	0.56	0.49	0.49	0.66	2.00	3.00	3.10	3.00	2.48	2.48	1.13	0.94	0.56	0.49	0.49	0.49	0.55	0.56	0.56	3.10

Serbia June 2019

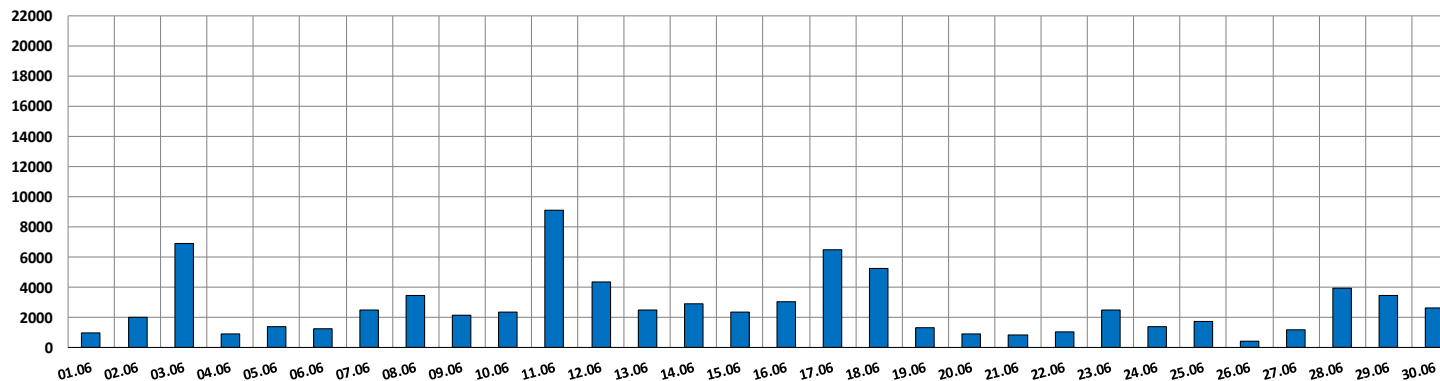
Daily Auctions on Romanian – Serbian border

Auction Price [Euro/MWh] – Import

ziua	1	2	3	4	5	6	7	8	9	10	11	12	13	14	15	16	17	18	19	20	21	22	23	24	Max	
1	0.00	0.00	0.00	0.00	0.00	0.00	0.00	0.00	0.00	0.00	0.00	0.00	0.00	0.00	0.00	0.00	0.00	0.00	0.00	0.00	0.00	0.00	0.00	0.00	0.00	
2	0.02	0.02	0.02	0.01	0.01	0.05	0.05	0.05	0.05	0.05	0.01	0.01	0.01	0.02	0.02	0.02	0.02	0.02	0.02	0.07	0.07	0.07	0.02	0.02	0.07	
3	0.02	0.02	0.02	0.02	0.02	0.02	0.02	0.02	0.05	0.03	0.02	0.02	0.02	0.02	0.02	0.02	0.02	0.02	0.02	0.05	0.05	0.02	0.01	0.01	0.05	
4	0.03	0.03	0.03	0.03	0.03	0.06	0.06	0.08	0.08	0.08	0.03	0.03	0.03	0.03	0.03	0.03	0.03	0.03	0.03	0.06	0.06	0.06	0.03	0.03	0.08	
5	0.08	0.08	0.08	0.08	0.08	0.08	0.08	0.09	0.09	0.09	0.08	0.08	0.08	0.08	0.08	0.08	0.08	0.08	0.08	0.09	0.09	0.08	0.08	0.08	0.09	
6	0.06	0.06	0.06	0.06	0.06	0.06	0.10	0.11	0.11	0.11	0.09	0.09	0.09	0.09	0.09	0.09	0.09	0.09	0.07	0.09	0.09	0.07	0.06	0.06	0.11	
7	0.15	0.15	0.15	0.15	0.15	0.15	0.15	0.15	0.15	0.15	0.15	0.15	0.15	0.15	0.15	0.15	0.15	0.30	0.54	0.54	0.54	0.30	0.15	0.15	0.54	
8	0.50	0.50	0.50	0.50	0.50	0.50	0.40	0.40	0.40	0.40	0.40	0.40	0.40	0.36	0.36	0.24	0.24	0.24	0.36	0.36	0.40	0.40	0.40	0.24	0.24	0.50
9	0.01	0.01	0.01	0.01	0.01	0.01	0.01	0.01	0.01	0.01	0.01	0.01	0.01	0.01	0.01	0.01	0.01	0.01	0.01	0.01	0.01	0.01	0.01	0.01	0.01	
10	0.00	0.00	0.00	0.00	0.00	0.00	0.00	0.00	0.00	0.00	0.00	0.00	0.00	0.00	0.00	0.00	0.00	0.00	0.00	0.00	0.00	0.00	0.00	0.00	0.00	
11	0.00	0.00	0.00	0.00	0.00	0.00	0.00	0.00	0.00	0.00	0.00	0.00	0.00	0.00	0.00	0.00	0.00	0.00	0.00	0.00	0.00	0.00	0.00	0.00	0.00	
12	0.00	0.00	0.00	0.00	0.00	0.00	0.00	0.00	0.00	0.00	0.01	0.01	0.01	0.01	0.00	0.00	0.00	0.00	0.00	0.00	0.00	0.01	0.01	0.00	0.00	0.01
13	0.00	0.00	0.00	0.00	0.00	0.00	0.00	0.00	0.01	0.01	0.01	0.01	0.01	0.01	0.01	0.01	0.01	0.01	0.01	0.01	0.01	0.01	0.01	0.00	0.00	0.01
14	0.00	0.00	0.00	0.00	0.00	0.00	0.00	0.00	0.00	0.00	0.00	0.00	0.00	0.00	0.00	0.00	0.00	0.00	0.00	0.00	0.00	0.01	0.00	0.00	0.00	0.01
15	0.00	0.00	0.00	0.00	0.00	0.00	0.00	0.00	0.00	0.00	0.00	0.00	0.00	0.00	0.00	0.00	0.00	0.00	0.00	0.00	0.00	0.00	0.00	0.00	0.00	0.00
16	0.00	0.00	0.00	0.00	0.00	0.00	0.00	0.00	0.00	0.00	0.00	0.00	0.00	0.00	0.00	0.00	0.00	0.00	0.00	0.00	0.00	0.00	0.00	0.00	0.00	0.00
17	0.00	0.00	0.00	0.00	0.00	0.00	0.00	0.00	0.00	0.00	0.00	0.00	0.00	0.00	0.00	0.00	0.00	0.00	0.00	0.00	0.00	0.00	0.00	0.00	0.00	0.00
18	0.01	0.01	0.01	0.01	0.01	0.01	0.02	0.02	0.02	0.02	0.02	0.02	0.02	0.02	0.02	0.02	0.02	0.02	0.02	0.02	0.02	0.02	0.02	0.02	0.01	0.02
19	0.02	0.02	0.02	0.02	0.02	0.02	0.02	0.03	0.05	0.05	0.05	0.05	0.05	0.05	0.05	0.05	0.05	0.05	0.05	0.05	0.05	0.05	0.05	0.05	0.02	0.05
20	0.03	0.03	0.03	0.03	0.03	0.03	0.03	0.06	0.06	0.06	0.06	0.06	0.06	0.06	0.06	0.06	0.06	0.10	0.10	0.11	0.11	0.06	0.06	0.03	0.11	
21	0.06	0.06	0.06	0.06	0.06	0.06	0.06	0.06	0.06	0.06	0.06	0.06	0.06	0.06	0.06	0.06	0.06	0.06	0.06	0.06	0.06	0.06	0.06	0.06	0.06	0.06
22	0.03	0.03	0.03	0.03	0.03	0.03	0.05	0.05	0.05	0.05	0.03	0.03	0.03	0.03	0.03	0.03	0.03	0.03	0.05	0.05	0.05	0.05	0.05	0.05	0.05	0.05
23	0.00	0.00	0.00	0.00	0.00	0.00	0.00	0.00	0.00	0.00	0.00	0.00	0.00	0.00	0.00	0.00	0.00	0.00	0.00	0.00	0.00	0.00	0.00	0.00	0.00	0.00
24	0.00	0.00	0.00	0.00	0.00	0.00	0.01	0.01	0.01	0.01	0.01	0.01	0.01	0.01	0.01	0.01	0.01	0.01	0.01	0.01	0.01	0.01	0.00	0.00	0.00	0.01
25	0.00	0.00	0.00	0.00	0.00	0.00	0.00	0.00	0.00	0.00	0.00	0.00	0.00	0.00	0.00	0.00	0.00	0.00	0.00	0.00	0.00	0.00	0.00	0.00	0.00	0.00
26	0.00	0.00	0.00	0.00	0.00	0.00	0.00	0.00	0.00	0.00	0.00	0.00	0.00	0.00	0.00	0.00	0.00	0.01	0.01	0.01	0.01	0.01	0.01	0.01	0.01	0.01
27	0.01	0.01	0.01	0.01	0.01	0.01	0.01	0.03	0.03	0.03	0.03	0.03	0.03	0.03	0.03	0.03	0.03	0.01	0.00	0.00	0.00	0.00	0.00	0.00	0.00	0.03
28	0.00	0.00	0.00	0.00	0.00	0.00	0.00	0.00	0.00	0.00	0.00	0.00	0.00	0.00	0.00	0.00	0.00	0.00	0.00	0.00	0.00	0.00	0.00	0.00	0.00	0.00
29	0.00	0.00	0.00	0.00	0.00	0.00	0.00	0.00	0.00	0.00	0.00	0.00	0.00	0.00	0.00	0.00	0.00	0.00	0.00	0.00	0.00	0.00	0.00	0.00	0.00	0.00
30	0.01	0.01	0.01	0.01	0.01	0.01	0.01	0.01	0.01	0.00	0.00	0.00	0.00	0.00	0.00	0.00	0.00	0.00	0.01	0.01	0.01	0.01	0.01	0.01	0.01	0.01

Serbia June 2019

Congestion Income RO



Day	Congestion Income border RO-RS [Euro]	Congestion Income RO [Euro]
01.06	2001	1001
02.06	4042	2021
03.06	13781	6890
04.06	1849	924
05.06	2803	1402
06.06	2550	1275
07.06	5032	2516
08.06	6957	3478
09.06	4281	2141
10.06	4797	2398
11.06	18250	9125
12.06	8700	4350
13.06	5034	2517
14.06	5890	2945
15.06	4709	2355
16.06	6158	3079
17.06	13040	6520
18.06	10551	5276
19.06	2734	1367
20.06	1857	928
21.06	1712	856
22.06	2122	1061
23.06	5066	2533
24.06	2763	1381
25.06	3499	1750
26.06	809	405
27.06	2412	1206
28.06	7971	3986
29.06	6920	3460
30.06	5325	2662
Total	163615	81807

Daily Income [Euro]		Remuneration UIOSI [Euro]	
RO-RS	RS-RO	RO-RS	RS-RO
145520	18094	135823	14475
163615		150298	

TSO Income (Z-R) [Euro]	RO TSO Income (Z-R) [Euro]
13317	6658



Societate Administrată în sistem Dualist

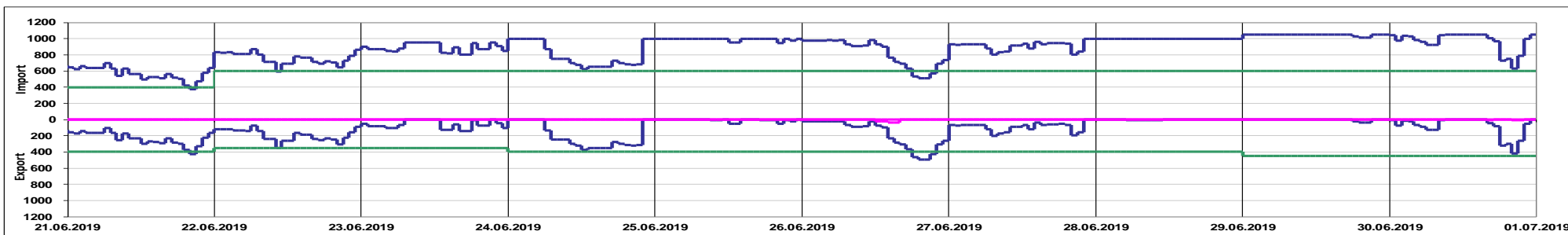
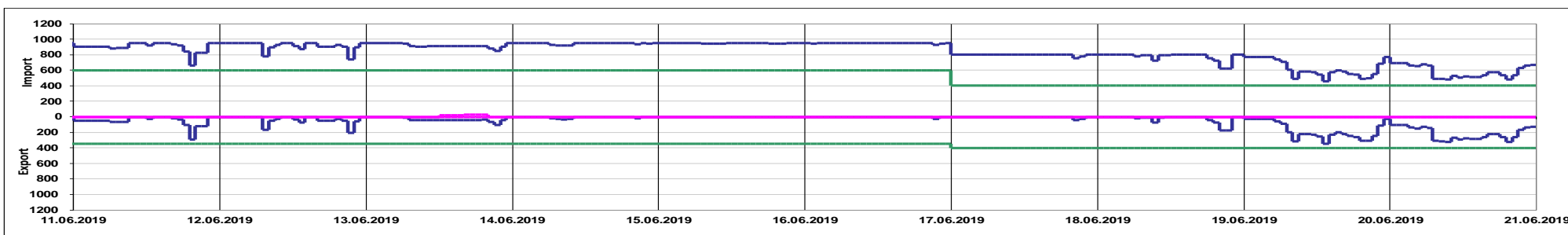
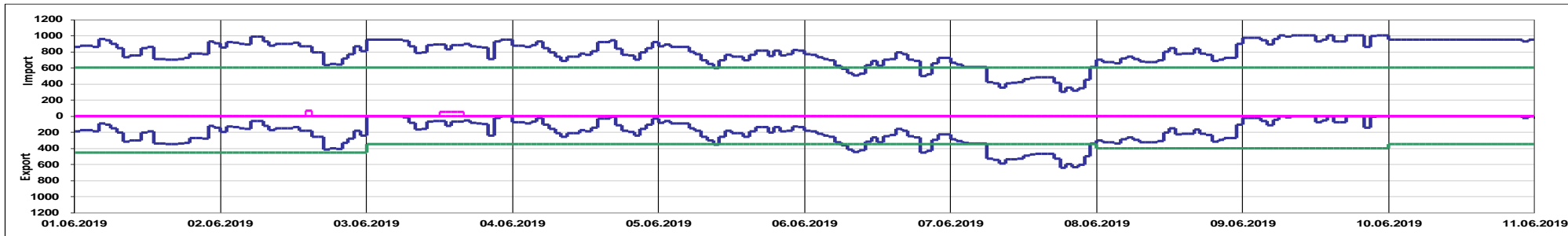
Market for Allocation of Cross-Border Capacities

Intraday Auctions on Romanian – Serbian border



romania2019.eu
Președinția României la Consiliul Uniunii Europene

Serbia June 2019



Offered Capacity on Intraday Auction Import (+) / Export (-) [MW]

Allocated Capacity on Intraday Auction Import (+) / Export (-) [MW]

Net Transfer Capacity (NTC) Import (+) / Export (-) [MW]

Intraday Auctions on Romanian – Serbian border

Auction Price [Euro/MWh] - Export

Day	1	2	3	4	5	6	7	8	9	10	11	12	13	14	15	16	17	18	19	20	21	22	23	24	Max	
1	0.00	0.00	0.00	0.00	0.00	0.00	0.00	0.00	0.00	0.00	0.00	0.00	0.00	0.00	0.00	0.00	0.00	0.00	0.00	0.00	0.00	0.00	0.00	0.00	0.00	
2	0.00	0.00	0.00	0.00	0.00	0.00	0.00	0.00	0.00	0.00	0.00	0.00	0.00	0.00	0.00	0.00	0.00	0.00	0.00	0.00	0.00	0.00	0.00	0.00	0.00	
3	-	-	-	-	-	-	0.00	0.00	0.00	0.00	0.00	0.00	0.00	0.00	0.00	0.00	0.00	0.00	0.00	0.00	0.00	0.00	0.00	-	-	0.00
4	0.00	0.00	0.00	0.00	0.00	0.00	0.00	0.00	0.00	0.00	0.00	0.00	0.00	0.00	0.00	0.00	0.00	0.00	0.00	0.00	0.00	0.00	0.00	0.00	0.00	0.00
5	0.00	0.00	0.00	0.00	0.00	0.00	0.00	0.00	0.00	0.00	0.00	0.00	0.00	0.00	0.00	0.00	0.00	0.00	0.00	0.00	0.00	0.00	0.00	0.00	0.00	0.00
6	0.00	0.00	0.00	0.00	0.00	0.00	0.00	0.00	0.00	0.00	0.00	0.00	0.00	0.00	0.00	0.00	0.00	0.00	0.00	0.00	0.00	0.00	0.00	0.00	0.00	0.00
7	0.00	0.00	0.00	0.00	0.00	0.00	0.00	0.00	0.00	0.00	0.00	0.00	0.00	0.00	0.00	0.00	0.00	0.00	0.00	0.00	0.00	0.00	0.00	0.00	0.00	0.00
8	0.00	0.00	0.00	0.00	0.00	0.00	0.00	0.00	0.00	0.00	0.00	0.00	0.00	0.00	0.00	0.00	0.00	0.00	0.00	0.00	0.00	0.00	0.00	0.00	0.00	0.00
9	0.00	0.00	0.00	0.00	0.00	0.00	-	0.00	-	-	-	-	0.00	0.00	-	0.00	0.00	-	-	-	0.00	0.00	-	-	-	0.00
10	-	-	-	-	-	-	0.00	0.00	-	-	-	-	-	-	-	-	-	-	-	-	-	-	-	0.00	-	0.00
11	0.00	0.00	0.00	0.00	0.00	0.00	0.00	0.00	0.00	-	-	-	0.00	-	-	-	0.00	0.00	0.00	0.00	0.00	0.00	0.00	0.00	-	0.00
12	-	-	-	-	-	-	-	0.00	0.00	0.00	-	-	0.00	-	0.00	0.00	0.00	0.00	0.00	0.00	0.00	0.00	0.00	-	-	0.00
13	-	-	-	-	0.00	-	0.00	0.00	0.00	0.00	0.00	0.00	0.00	0.00	0.00	0.00	0.00	0.00	0.00	0.00	0.00	0.00	0.00	-	-	0.00
14	-	-	-	-	-	-	0.00	0.00	0.00	0.00	-	-	-	-	-	-	-	-	-	-	0.00	0.00	0.00	-	-	0.00
15	-	-	-	-	-	-	-	0.00	0.00	0.00	0.00	-	-	-	-	-	-	-	0.00	0.00	0.00	-	-	-	-	0.00
16	-	0.00	-	-	-	-	-	-	-	-	-	-	-	-	-	-	-	-	-	-	-	0.00	0.00	0.00	-	0.00
17	-	-	-	-	-	-	-	-	-	-	-	-	-	-	-	-	-	-	-	-	0.00	0.00	-	-	-	0.00
18	-	-	-	-	-	-	0.00	0.00	0.00	0.00	0.00	0.00	-	-	-	-	-	-	0.00	0.00	0.00	0.00	-	-	-	0.00
19	0.00	0.00	0.00	0.00	0.00	0.00	0.00	0.00	0.00	0.00	0.00	0.00	0.00	0.00	0.00	0.00	0.00	0.00	0.00	0.00	0.00	0.00	0.00	0.00	0.00	0.00
20	0.00	0.00	0.00	0.00	0.00	0.00	0.00	0.00	0.00	0.00	0.00	0.00	0.00	0.00	0.00	0.00	0.00	0.00	0.00	0.00	0.00	0.00	0.00	0.00	0.00	0.00
21	0.00	0.00	0.00	0.00	0.00	0.00	0.00	0.00	0.00	0.00	0.00	0.00	0.00	0.00	0.00	0.00	0.00	0.00	0.00	0.00	0.00	0.00	0.00	0.00	0.00	0.00
22	0.00	0.00	0.00	0.00	0.00	0.00	0.00	0.00	0.00	0.00	0.00	0.00	0.00	0.00	0.00	0.00	0.00	0.00	0.00	0.00	0.00	0.00	0.00	0.00	0.00	0.00
23	0.00	0.00	0.00	0.00	0.00	0.00	0.00	0.00	-	-	-	-	-	0.00	0.00	0.00	0.00	0.00	0.00	0.00	0.00	0.00	-	0.00	0.00	0.00
24	-	-	-	-	-	-	0.00	0.00	0.00	0.00	0.00	0.00	0.00	0.00	0.00	0.00	0.00	0.00	0.00	0.00	0.00	0.00	0.00	-	-	0.00
25	-	-	-	-	-	-	0.00	-	-	0.00	0.00	-	0.00	0.00	-	-	-	0.00	0.00	0.00	0.00	0.00	0.00	0.00	-	0.00
26	0.00	0.00	0.00	0.00	0.00	0.00	0.00	0.00	0.00	0.00	0.00	0.00	0.00	0.00	0.00	0.00	0.00	0.00	0.00	0.00	0.00	0.00	0.00	0.00	0.00	0.00
27	0.00	0.00	0.00	0.00	0.00	0.00	0.00	0.00	0.00	0.00	0.00	0.00	0.00	0.00	0.00	0.00	0.00	0.00	0.00	0.00	0.00	0.00	0.00	-	-	0.00
28	-	-	-	-	-	0.00	0.00	0.00	0.00	0.00	0.00	-	-	-	0.00	-	-	-	-	-	-	-	-	0.00	0.00	0.00
29	-	-	0.00	-	-	-	-	-	-	-	-	-	-	-	-	-	-	-	0.00	0.00	0.00	-	-	-	-	0.00
30	0.00	0.00	0.00	0.00	0.00	0.00	0.00	0.00	0.00	0.00	-	-	-	-	-	-	0.00	0.00	0.00	0.00	0.00	0.00	0.00	0.00	-	0.00

Serbia June 2019

Intraday Auctions on Romanian – Serbian border

Auction Price [Euro/MWh] - Import

Day	1	2	3	4	5	6	7	8	9	10	11	12	13	14	15	16	17	18	19	20	21	22	23	24	Max
1	0.00	0.00	0.00	0.00	0.00	0.00	0.00	0.00	0.00	0.00	0.00	0.00	0.00	0.00	0.00	0.00	0.00	0.00	0.00	0.00	0.00	0.00	0.00	0.00	0.00
2	0.00	0.00	0.00	0.00	0.00	0.00	0.00	0.00	0.00	0.00	0.00	0.00	0.00	0.00	0.00	0.00	0.00	0.00	0.00	0.00	0.00	0.00	0.00	0.00	0.00
3	0.00	0.00	0.00	0.00	0.00	0.00	0.00	0.00	0.00	0.00	0.00	0.00	0.00	0.00	0.00	0.00	0.00	0.00	0.00	0.00	0.00	0.00	0.00	0.00	0.00
4	0.00	0.00	0.00	0.00	0.00	0.00	0.00	0.00	0.00	0.00	0.00	0.00	0.00	0.00	0.00	0.00	0.00	0.00	0.00	0.00	0.00	0.00	0.00	0.00	0.00
5	0.00	0.00	0.00	0.00	0.00	0.00	0.00	0.00	0.00	0.00	0.00	0.00	0.00	0.00	0.00	0.00	0.00	0.00	0.00	0.00	0.00	0.00	0.00	0.00	0.00
6	0.00	0.00	0.00	0.00	0.00	0.00	0.00	0.00	0.00	0.00	0.00	0.00	0.00	0.00	0.00	0.00	0.00	0.00	0.00	0.00	0.00	0.00	0.00	0.00	0.00
7	0.00	0.00	0.00	0.00	0.00	0.00	0.00	0.00	0.00	0.00	0.00	0.00	0.00	0.00	0.00	0.00	0.00	0.00	0.00	0.00	0.00	0.00	0.00	0.00	0.00
8	0.00	0.00	0.00	0.00	0.00	0.00	0.00	0.00	0.00	0.00	0.00	0.00	0.00	0.00	0.00	0.00	0.00	0.00	0.00	0.00	0.00	0.00	0.00	0.00	0.00
9	0.00	0.00	0.00	0.00	0.00	0.00	0.00	0.00	0.00	0.00	0.00	0.00	0.00	0.00	0.00	0.00	0.00	0.00	0.00	0.00	0.00	0.00	0.00	0.00	0.00
10	0.00	0.00	0.00	0.00	0.00	0.00	0.00	0.00	0.00	0.00	0.00	0.00	0.00	0.00	0.00	0.00	0.00	0.00	0.00	0.00	0.00	0.00	0.00	0.00	0.00
11	0.00	0.00	0.00	0.00	0.00	0.00	0.00	0.00	0.00	0.00	0.00	0.00	0.00	0.00	0.00	0.00	0.00	0.00	0.00	0.00	0.00	0.00	0.00	0.00	0.00
12	0.00	0.00	0.00	0.00	0.00	0.00	0.00	0.00	0.00	0.00	0.00	0.00	0.00	0.00	0.00	0.00	0.00	0.00	0.00	0.00	0.00	0.00	0.00	0.00	0.00
13	0.00	0.00	0.00	0.00	0.00	0.00	0.00	0.00	0.00	0.00	0.00	0.00	0.00	0.00	0.00	0.00	0.00	0.00	0.00	0.00	0.00	0.00	0.00	0.00	0.00
14	0.00	0.00	0.00	0.00	0.00	0.00	0.00	0.00	0.00	0.00	0.00	0.00	0.00	0.00	0.00	0.00	0.00	0.00	0.00	0.00	0.00	0.00	0.00	0.00	0.00
15	0.00	0.00	0.00	0.00	0.00	0.00	0.00	0.00	0.00	0.00	0.00	0.00	0.00	0.00	0.00	0.00	0.00	0.00	0.00	0.00	0.00	0.00	0.00	0.00	0.00
16	0.00	0.00	0.00	0.00	0.00	0.00	0.00	0.00	0.00	0.00	0.00	0.00	0.00	0.00	0.00	0.00	0.00	0.00	0.00	0.00	0.00	0.00	0.00	0.00	0.00
17	0.00	0.00	0.00	0.00	0.00	0.00	0.00	0.00	0.00	0.00	0.00	0.00	0.00	0.00	0.00	0.00	0.00	0.00	0.00	0.00	0.00	0.00	0.00	0.00	0.00
18	0.00	0.00	0.00	0.00	0.00	0.00	0.00	0.00	0.00	0.00	0.00	0.00	0.00	0.00	0.00	0.00	0.00	0.00	0.00	0.00	0.00	0.00	0.00	0.00	0.00
19	0.00	0.00	0.00	0.00	0.00	0.00	0.00	0.00	0.00	0.00	0.00	0.00	0.00	0.00	0.00	0.00	0.00	0.00	0.00	0.00	0.00	0.00	0.00	0.00	0.00
20	0.00	0.00	0.00	0.00	0.00	0.00	0.00	0.00	0.00	0.00	0.00	0.00	0.00	0.00	0.00	0.00	0.00	0.00	0.00	0.00	0.00	0.00	0.00	0.00	0.00
21	0.00	0.00	0.00	0.00	0.00	0.00	0.00	0.00	0.00	0.00	0.00	0.00	0.00	0.00	0.00	0.00	0.00	0.00	0.00	0.00	0.00	0.00	0.00	0.00	0.00
22	0.00	0.00	0.00	0.00	0.00	0.00	0.00	0.00	0.00	0.00	0.00	0.00	0.00	0.00	0.00	0.00	0.00	0.00	0.00	0.00	0.00	0.00	0.00	0.00	0.00
23	0.00	0.00	0.00	0.00	0.00	0.00	0.00	0.00	0.00	0.00	0.00	0.00	0.00	0.00	0.00	0.00	0.00	0.00	0.00	0.00	0.00	0.00	0.00	0.00	0.00
24	0.00	0.00	0.00	0.00	0.00	0.00	0.00	0.00	0.00	0.00	0.00	0.00	0.00	0.00	0.00	0.00	0.00	0.00	0.00	0.00	0.00	0.00	0.00	0.00	0.00
25	0.00	0.00	0.00	0.00	0.00	0.00	0.00	0.00	0.00	0.00	0.00	0.00	0.00	0.00	0.00	0.00	0.00	0.00	0.00	0.00	0.00	0.00	0.00	0.00	0.00
26	0.00	0.00	0.00	0.00	0.00	0.00	0.00	0.00	0.00	0.00	0.00	0.00	0.00	0.00	0.00	0.00	0.00	0.00	0.00	0.00	0.00	0.00	0.00	0.00	0.00
27	0.00	0.00	0.00	0.00	0.00	0.00	0.00	0.00	0.00	0.00	0.00	0.00	0.00	0.00	0.00	0.00	0.00	0.00	0.00	0.00	0.00	0.00	0.00	0.00	0.00
28	0.00	0.00	0.00	0.00	0.00	0.00	0.00	0.00	0.00	0.00	0.00	0.00	0.00	0.00	0.00	0.00	0.00	0.00	0.00	0.00	0.00	0.00	0.00	0.00	0.00
29	0.00	0.00	0.00	0.00	0.00	0.00	0.00	0.00	0.00	0.00	0.00	0.00	0.00	0.00	0.00	0.00	0.00	0.00	0.00	0.00	0.00	0.00	0.00	0.00	0.00
30	0.00	0.00	0.00	0.00	0.00	0.00	0.00	0.00	0.00	0.00	0.00	0.00	0.00	0.00	0.00	0.00	0.00	0.00	0.00	0.00	0.00	0.00	0.00	0.00	0.00

Serbia June 2019

Statistics on Monthly Auction

June 2019		1	2	3	4	5	6	7	8	9	10	11	12	13	14	15	16	17	18	19	20	21	22	23	24	25	26	27	28	29	30
Hungary export	Number of Capacity Traders	28	28	28	28	28	28	28	28	28	28	28	28	28	28	28	28	28	28	28	28	28	28	28	28	28	28	28	28	28	28
	Number of Capacity Holders	5	5	5	5	5	5	5	5	5	5	5	5	5	5	5	5	5	5	5	5	5	5	5	5	5	5	5	5	5	5
	Number of Bids	119	119	119	119	119	119	119	119	119	119	119	119	119	119	119	119	119	119	119	119	119	119	119	119	119	119	119	119	119	119
Hungary import	Number of Capacity Traders	23	23	23	23	23	23	23	23	23	23	23	23	23	23	23	23	23	23	23	23	23	23	23	23	23	23	23	23	23	23
	Number of Capacity Holders	11	11	11	11	11	11	11	11	11	11	11	11	11	11	11	11	11	11	11	11	11	11	11	11	11	11	11	11	11	11
	Number of Bids	40	40	40	40	40	40	40	40	40	40	40	40	40	40	40	40	40	40	40	40	40	40	40	40	40	40	40	40	40	40
Bulgaria export	Number of Capacity Traders	22	22	22	22	22	22	22	22	22	22	22	22	22	22	22	22	22	22	22	22	22	22	22	22	22	22	22	22	22	22
	Number of Capacity Holders	12	12	12	12	12	12	12	12	12	12	12	12	12	12	12	12	12	12	12	12	12	12	12	12	12	12	12	12	12	12
	Number of Bids	77	77	77	77	77	77	77	77	77	77	77	77	77	77	77	77	77	77	77	77	77	77	77	77	77	77	77	77	77	77
Bulgaria import	Number of Capacity Traders	20	20	20	20	20	20	20	20	20	20	20	20	20	20	20	20	20	20	20	20	20	20	20	20	20	20	20	20	20	20
	Number of Capacity Holders	10	10	10	10	10	10	10	10	10	10	10	10	10	10	10	10	10	10	10	10	10	10	10	10	10	10	10	10	10	10
	Number of Bids	77	77	77	77	77	77	77	77	77	77	77	77	77	77	77	77	77	77	77	77	77	77	77	77	77	77	77	77	77	77
Serbia export	Number of Capacity Traders	11	11	11	11	11	11	11	11	11	11	11	11	11	11	11	11	11	11	11	11	11	11	11	11	11	11	11	11	11	11
	Number of Capacity Holders	9	9	6	6	6	6	6	7	7	5	5	5	5	5	5	5	5	6	6	6	6	6	7	7	6	6	6	6	8	8
	Number of Bids	56	56	55	55	55	55	55	56	56	56	56	56	56	56	56	56	58	58	58	58	58	55	55	56	56	56	56	56	55	55
Serbia import	Number of Capacity Traders	8	8	8	8	8	8	8	8	8	8	8	8	8	8	8	8	8	8	8	8	8	8	8	8	8	8	8	8	8	8
	Number of Capacity Holders	6	6	6	6	6	6	6	6	6	6	6	6	6	6	6	6	6	5	5	5	5	5	6	6	6	6	6	6	6	6
	Number of Bids	33	33	33	33	33	33	33	33	33	33	33	33	33	33	33	33	33	31	31	31	31	31	32	32	32	32	32	32	32	32
Ukraine export	Number of Capacity Traders	3	3	-	-	-	-	-	3	3	-	-	-	-	-	-	3	3	3	3	3	3	3	3	3	3	3	3	3	3	3
	Number of Capacity Holders	2	2	-	-	-	-	-	2	2	-	-	-	-	-	2	2	2	2	2	2	2	2	2	2	2	2	2	2	2	2
	Number of Bids	7	7	-	-	-	-	-	7	7	-	-	-	-	-	7	7	7	7	7	7	7	7	7	7	7	7	7	7	7	7
Ukraine import	Number of Capacity Traders	6	6	6	6	6	6	6	6	6	6	6	6	6	6	6	6	6	6	6	6	6	6	6	6	6	6	6	6	6	6
	Number of Capacity Holders	3	3	3	3	3	3	3	3	3	3	3	3	3	3	3	3	3	4	4	4	4	4	3	3	3	3	3	3	3	3
	Number of Bids	19	19	19	19	19	19	19	19	19	19	19	19	19	19	19	19	19	22	22	22	22	22	19	19	19	19	19	19	19	19
Moldavia import RO_Cioara	Number of Capacity Traders	-	-	-	-	-	-	-	-	-	-	-	-	-	-	-	-	-	-	-	-	-	-	-	-	-	-	-	-	-	-
	Number of Capacity Holders	-	-	-	-	-	-	-	-	-	-	-	-	-	-	-	-	-	-	-	-	-	-	-	-	-	-	-	-	-	-
	Number of Bids	-	-	-	-	-	-	-	-	-	-	-	-	-	-	-	-	-	-	-	-	-	-	-	-	-	-	-	-	-	-
Moldavia import RO_Costesti	Number of Capacity Traders	-	-	-	-	-	-	-	-	-	-	-	-	-	-	-	-	-	-	-	-	-	-	-	-	-	-	-	-	-	-
	Number of Capacity Holders	-	-	-	-	-	-	-	-	-	-	-	-	-	-	-	-	-	-	-	-	-	-	-	-	-	-	-	-	-	-
	Number of Bids	-	-	-	-	-	-	-	-	-	-	-	-	-	-	-	-	-	-	-	-	-	-	-	-	-	-	-	-	-	-
Moldavia import RO_Vulcanesti	Number of Capacity Traders	-	-	-	-	-	-	-	-	-	-	-	-	-	-	-	-	-	-	-	-	-	-	-	-	-	-	-	-	-	-
	Number of Capacity Holders	-	-	-	-	-	-	-	-	-	-	-	-	-	-	-	-	-	-	-	-	-	-	-	-	-	-	-	-	-	-
	Number of Bids	-	-	-	-	-	-	-	-	-	-	-	-	-	-	-	-	-	-	-	-	-	-	-	-	-	-	-	-	-	-

June 2019	Maximum	Minimum
Number of Capacity Traders	28	3
Number of Capacity Holders	12	2
Number of Bids	119	7

Statistics on Daily Auctions

June 2019 Daily Auctions		1	2	3	4	5	6	7	8	9	10	11	12	13	14	15	16	17	18	19	20	21	22	23	24	25	26	27	28	29	30
Serbia Export	Maximum Number of Capacity Traders	7	7	7	7	7	8	8	7	6	7	8	8	9	8	7	7	8	8	8	8	8	9	7	7	9	7	7	9	7	7
	Maximum Number of Capacity Holders	5	3	4	4	4	6	3	7	4	4	4	4	5	3	4	4	4	5	6	5	6	7	3	5	4	6	4	4	4	5
	Maximum Number of Bids	21	19	20	24	25	23	20	25	20	23	24	27	24	21	19	18	25	24	25	24	26	29	24	25	20	16	21	24	20	21
Serbia Import	Maximum Number of Capacity Traders	8	7	7	8	9	9	9	9	7	6	9	8	7	7	7	7	8	7	7	7	8	7	7	6	8	8	7	6	7	
	Maximum Number of Capacity Holders	8	7	7	8	9	9	9	9	7	6	9	8	7	7	7	7	8	7	7	7	8	7	7	6	8	8	7	6	7	
	Maximum Number of Bids	21	20	20	29	32	32	33	39	27	16	22	21	22	21	22	17	17	19	21	23	22	25	21	21	19	23	26	21	22	20
Bulgaria Export	Maximum Number of Capacity Traders	9	10	10	9	11	10	11	11	9	11	12	11	11	13	10	11	12	12	11	10	11	12	8	10	12	11	10	12	11	9
	Maximum Number of Capacity Holders	8	7	8	8	9	9	9	8	7	8	6	9	9	8	8	6	8	10	11	9	11	11	5	8	9	8	10	7	9	6
	Maximum Number of Bids	18	21	18	24	30	29	26	31	26	26	21	26	21	27	19	22	25	28	28	23	29	32	22	22	31	29	26	33	26	22
Bulgaria Import	Maximum Number of Capacity Traders	6	7	7	7	7	7	6	6	5	6	8	10	8	8	12	8	6	6	7	6	7	8	6	5	6	7	8	4	6	6
	Maximum Number of Capacity Holders	6	7	7	7	7	7	6	6	5	6	8	10	8	8	11	8	6	6	7	6	7	8	6	5	6	7	8	4	6	6
	Maximum Number of Bids	14	16	17	18	18	16	15	14	13	16	17	19	19	16	21	17	15	15	16	16	18	19	18	14	15	20	17	11	16	16

Note: In the table are presented the daily maximum hourly values.

Statistics on Intraday Auctions

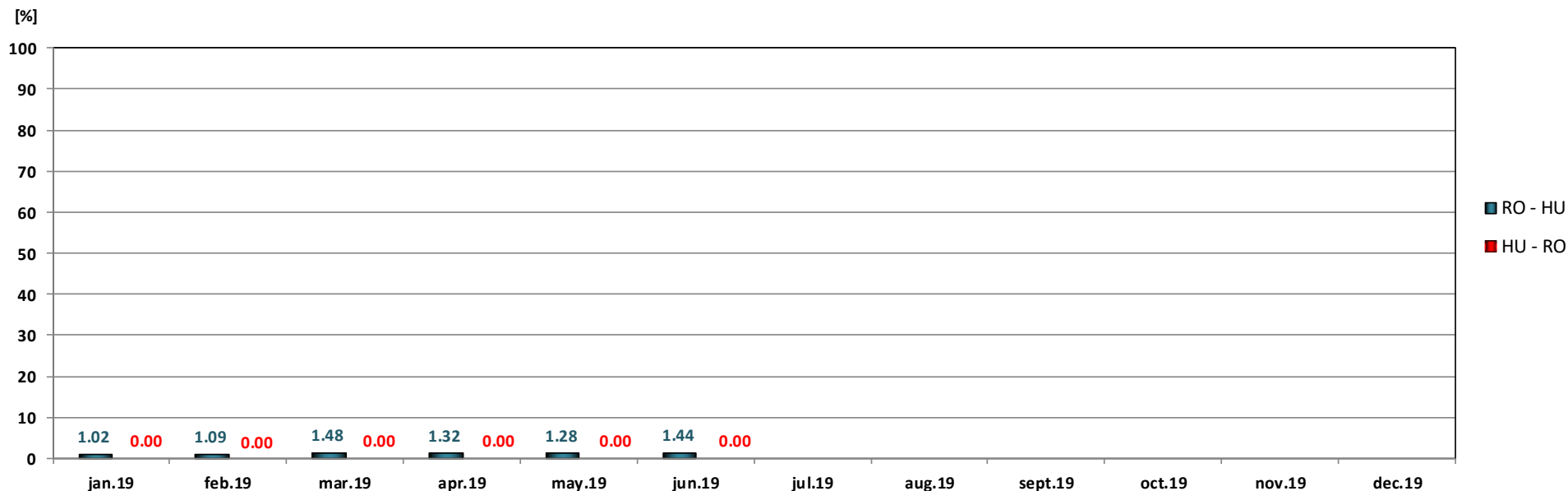
June 2010		Intraday Auctions																														
		1	2	3	4	5	6	7	8	9	10	11	12	13	14	15	16	17	18	19	20	21	22	23	24	25	26	27	28	29	30	
Hungary Export	Maximum Number of Capacity Traders	0	0	2	1	1	2	1	0	0	2	1	1	1	1	0	1	0	2	1	2	2	0	0	2	2	0	0	1	0	1	
	Maximum Number of Capacity Holders	-	-	2	1	1	2	1	-	-	2	1	1	1	1	-	1	-	2	1	2	2	-	-	2	2	-	-	1	-	1	
Hungary Import	Maximum Number of Capacity Traders	0	0	1	1	1	1	3	1	0	1	1	1	1	0	0	0	1	1	1	1	1	0	0	1	1	1	0	1	0	0	
	Maximum Number of Capacity Holders	-	-	1	1	1	1	3	1	-	1	1	1	1	-	-	-	1	1	1	1	1	-	-	1	1	1	-	1	-	-	
Serbia Export	Maximum Number of Capacity Traders	0	0	0	0	0	0	0	0	0	0	0	0	0	0	0	0	0	0	0	0	0	0	0	0	0	0	1	0	1	0	1
	Maximum Number of Capacity Holders	-	-	-	-	-	-	-	-	-	-	-	-	-	-	-	-	-	-	-	-	-	-	-	-	-	-	1	-	0	-	1
Serbia Import	Maximum Number of Capacity Traders	0	1	1	0	0	0	0	0	0	0	0	0	1	0	0	0	0	0	0	0	0	0	0	0	0	0	0	0	0	0	0
	Maximum Number of Capacity Holders	-	1	1	-	-	-	-	-	-	-	-	-	1	-	-	-	-	-	-	-	-	-	-	-	-	-	-	-	-	-	0

Note: In the table are presented the daily maximum hourly values.

Long term Auction on Romanian – Hungarian border

Usage Level of Allocated Capacity

Usage Level of Yearly and Monthly Allocated Capacity on Romanian - Hungarian border



CET

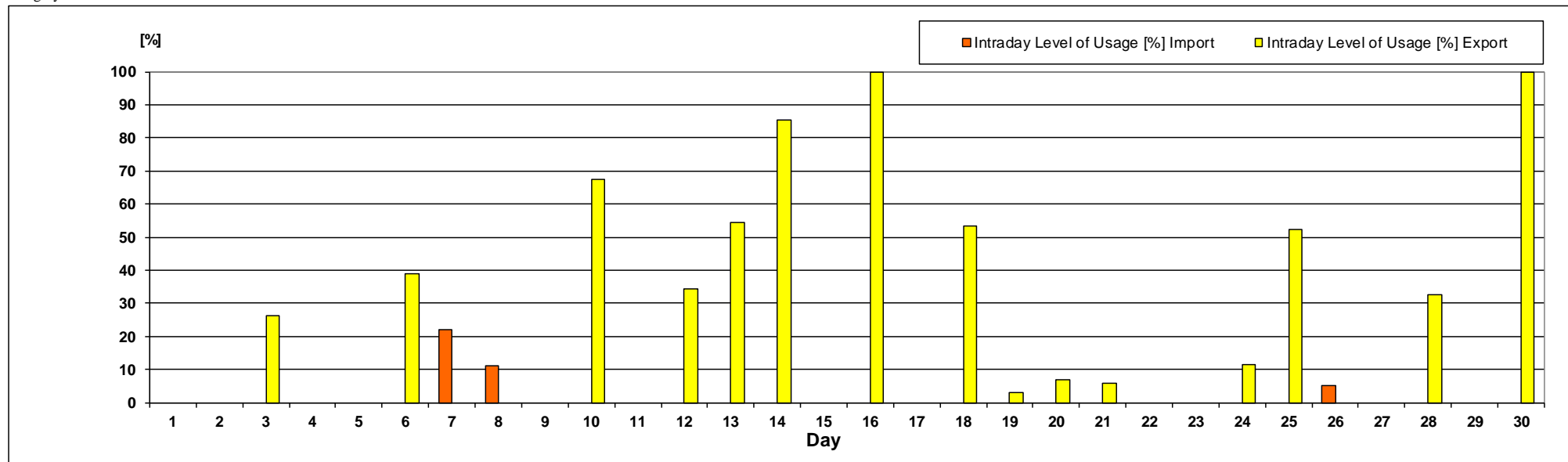
Usage level of yearly and monthly allocated capacity was calculated as ratio between nominated capacity and sum of allocated capacity at yearly and monthly auctions after returns. From the beginning of the year, the average values (arithmetic) of usage level are: 1.27 % on export direction and 0 % on import direction.

Intraday Auctions on Romanian – Hungarian border

Usage Level of Intraday Allocated Capacity

Hungary

June 2019



Intraday Level of Usage [%]

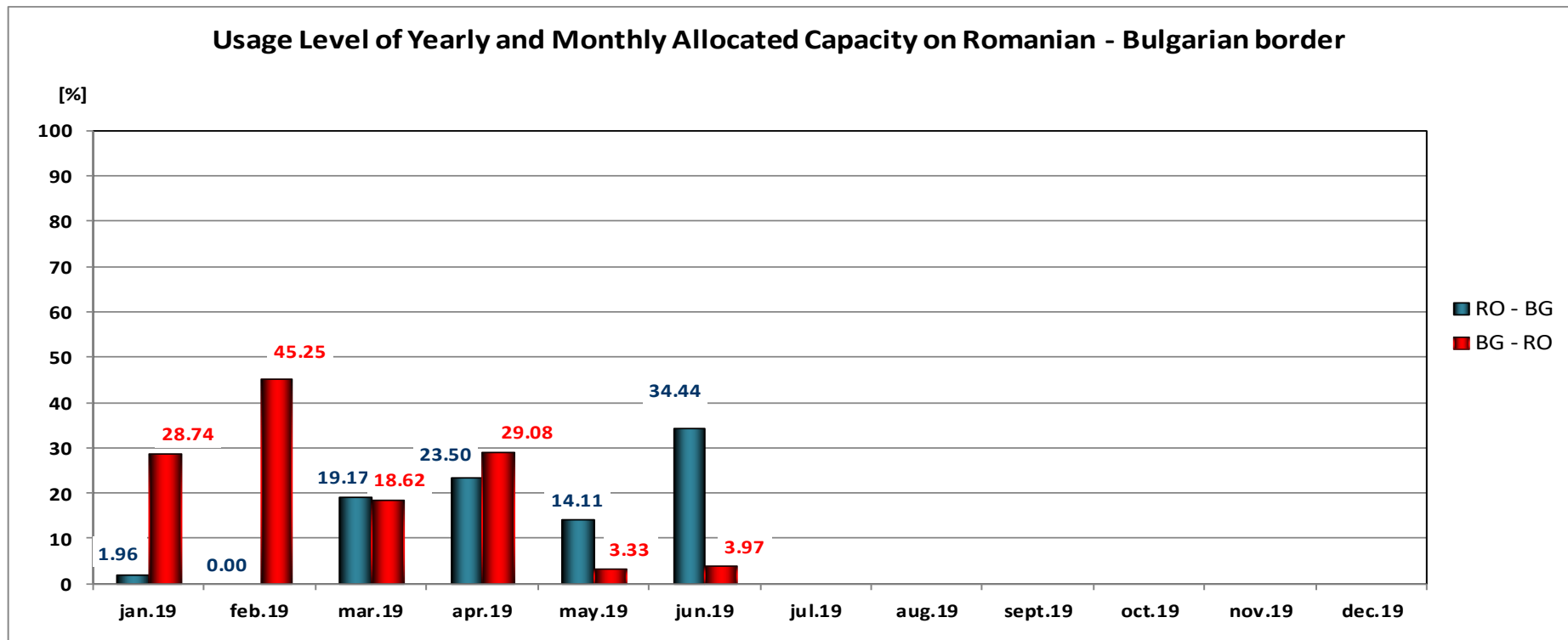
June 2019	1	2	3	4	5	6	7	8	9	10	11	12	13	14	15	16	17	18	19	20	21	22	23	24	25	26	27	28	29	30
Import	-	-	0.00	0.00	0.00	0.00	21.92	11.00	-	0.00	0.00	0.00	0.00	-	-	-	0.00	0.00	0.00	0.00	0.00	-	-	0.00	0.00	5.00	-	0.00	-	-
Export	-	-	26.32	0.00	0.00	38.95	0.00	-	-	67.35	0.00	34.50	54.24	85.26	-	100.00	-	53.24	2.83	7.00	5.93	-	-	11.52	52.25	-	-	32.43	-	100.00

Level of usage of intraday allocated capacity, calculated at monthly level, as ratio between sum of nominated intraday capacities and sum of intraday allocated capacities, has the following values:

- Import 4.43 [%]

- Export 29.15 [%]

Usage Level of Allocated Capacity



CET

Usage level of yearly and monthly allocated capacity was calculated as ratio between nominated capacity and sum of allocated capacity at yearly and monthly auctions after returns.

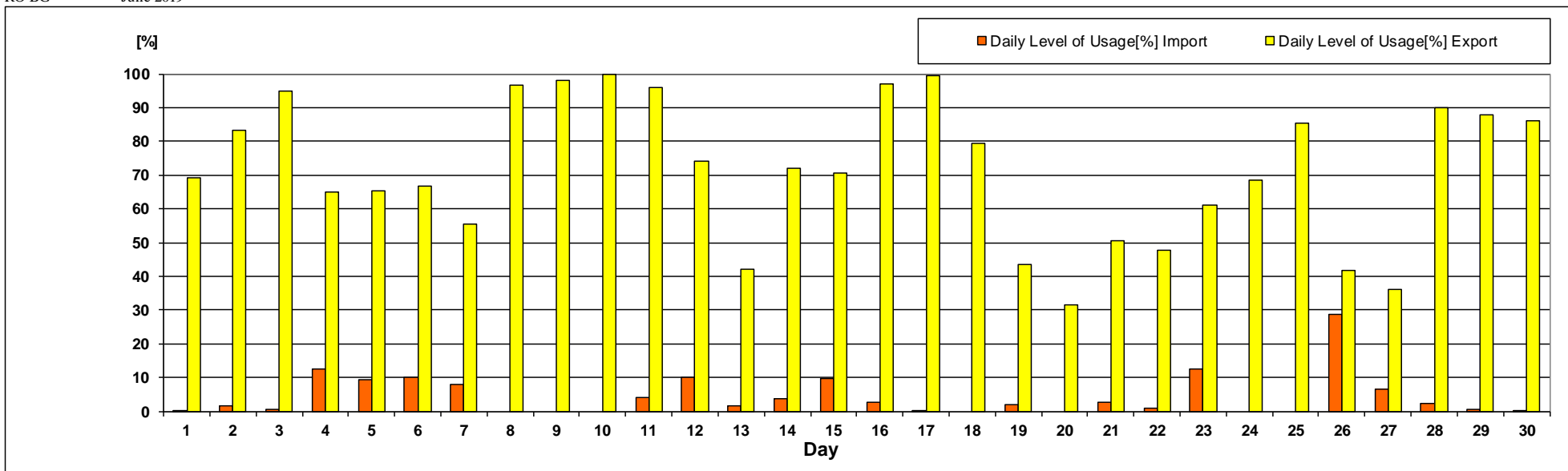
From the beginning of the year, the average values (arithmetic) of usage level are: 15.53 % on export direction and 21.50 % on import direction.

Daily Auctions on Romanian – Bulgarian border

Usage Level of Daily Allocated Capacity

RO-BG

June 2019



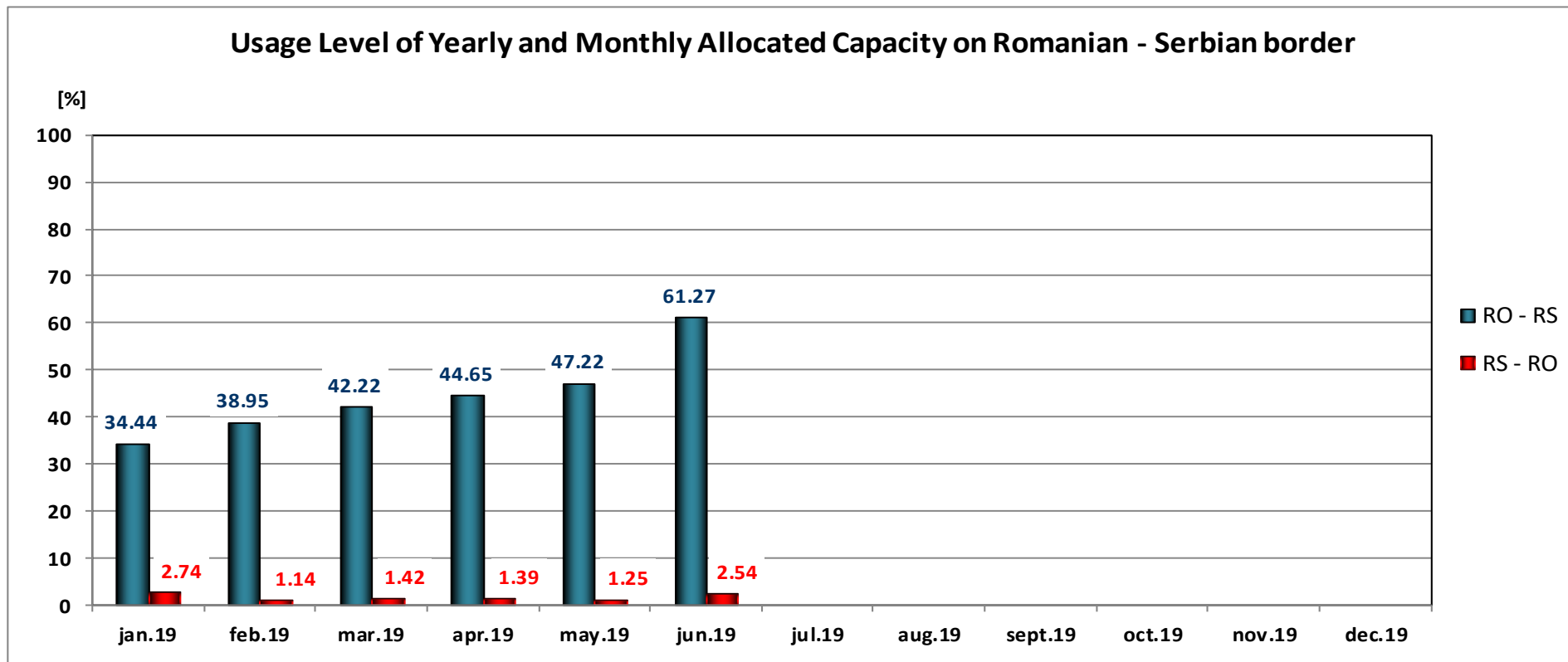
Daily Level of Usage [%]

June 2019	1	2	3	4	5	6	7	8	9	10	11	12	13	14	15	16	17	18	19	20	21	22	23	24	25	26	27	28	29	30
Import	0.05	1.73	0.66	12.45	9.19	9.95	7.82	0.00	0.00	0.00	3.93	10.20	1.73	3.74	9.62	2.67	0.10	0.00	2.10	0.00	2.50	0.80	12.55	0.00	0.00	28.58	6.54	2.42	0.41	0.20
Export	69.15	83.20	94.83	64.93	65.21	66.66	55.44	96.49	98.00	100.00	95.91	74.00	42.09	71.96	70.64	97.15	99.33	79.52	43.37	31.36	50.65	47.58	60.93	68.57	85.46	41.64	35.99	89.95	87.69	85.97

Level of usage of daily allocated capacity, calculated at monthly level, as ratio between sum of nominated daily capacities and sum of daily allocated capacities, has the following values:

- Import 4.65 [%]
- Export 69.05 [%]

Usage Level of Allocated Capacity



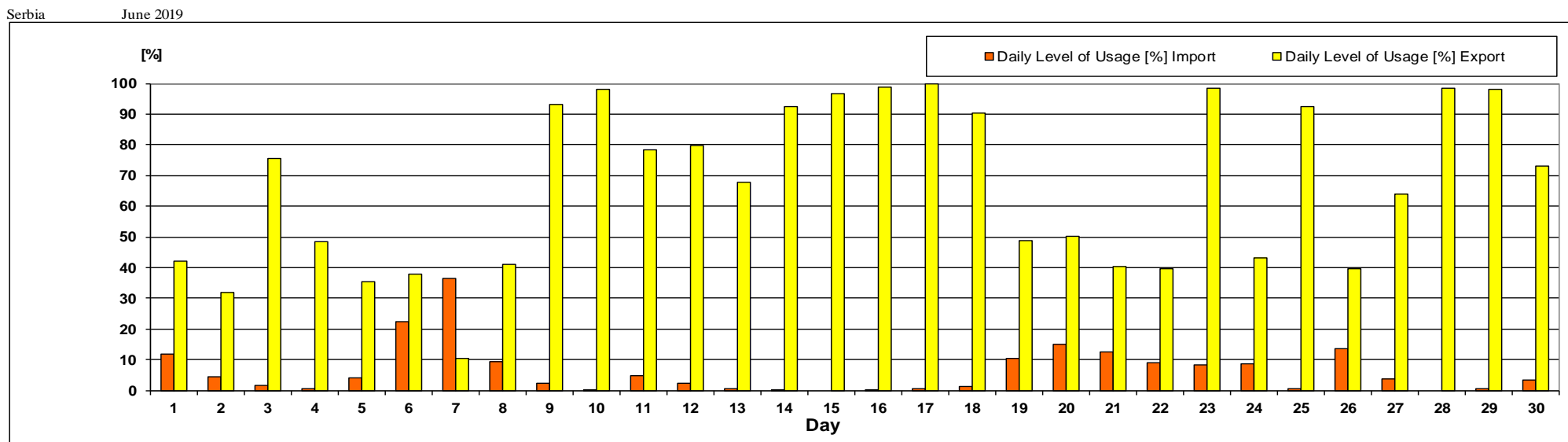
CET

Usage level of yearly and monthly allocated capacity was calculated as ratio between nominated capacity and sum of allocated capacity at yearly and monthly auctions after returns.

From the beginning of the year, the average values (arithmetic) of usage level are: 44.79 % on export direction and 1.75 % on import direction.

Daily Auctions on Romanian – Serbian border

Usage Level of Daily Allocated Capacity



Daily Level of Usage [%]

June 2019	1	2	3	4	5	6	7	8	9	10	11	12	13	14	15	16	17	18	19	20	21	22	23	24	25	26	27	28	29	30
Import	11.89	4.48	1.66	0.60	3.97	22.20	36.27	9.22	2.41	0.02	4.61	2.15	0.62	0.10	0.00	0.16	0.39	1.24	10.30	14.99	12.46	8.90	8.37	8.80	0.57	13.49	3.70	0.00	0.37	3.29
Export	42.16	31.82	75.54	48.43	35.37	37.90	10.35	41.06	93.14	98.05	78.27	79.80	67.66	92.55	96.82	98.89	100.00	90.48	48.94	50.14	40.34	39.48	98.29	43.09	92.38	39.76	64.01	98.37	98.00	73.06

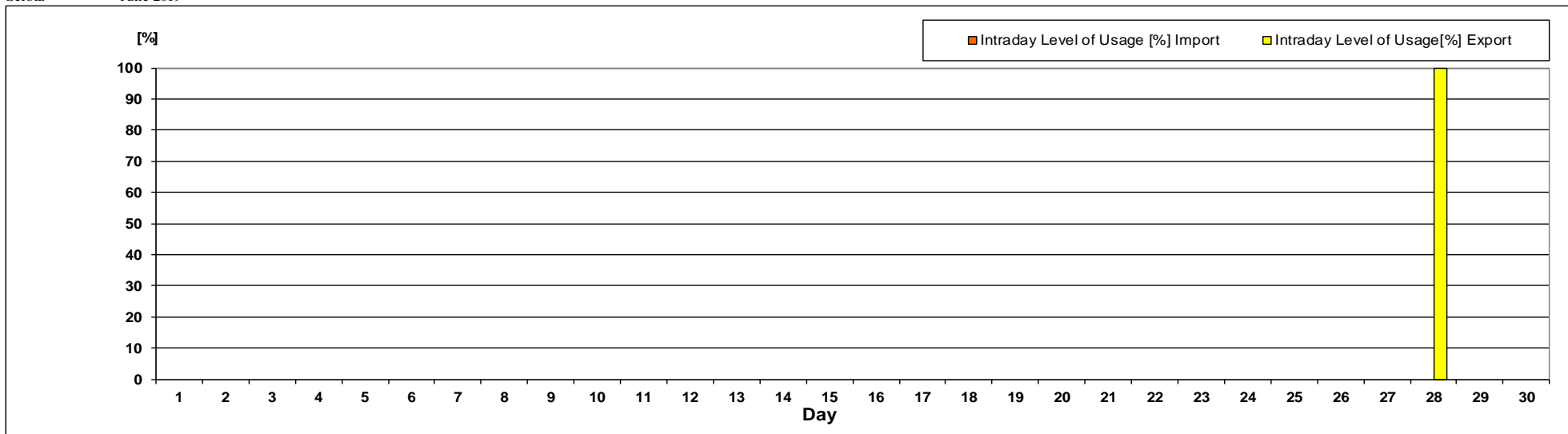
Level of usage of daily allocated capacity, calculated at monthly level, as ratio between sum of nominated daily capacities and sum of daily allocated capacities, has the following values:

- Import 6.00 [%]
- Export 55.45 [%]

Usage Level of Intraday Allocated Capacity

Serbia

June 2019



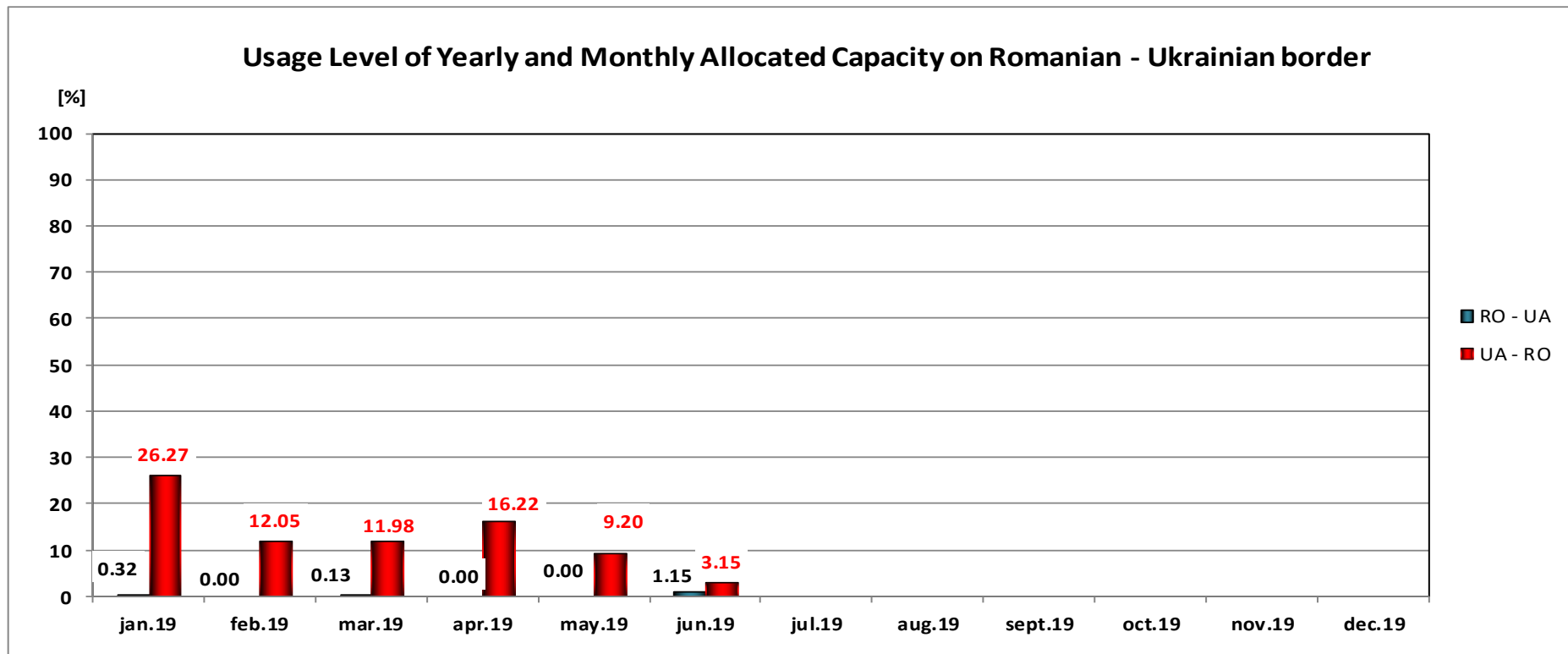
Intraday Level of Usage[%]

June 2019	1	2	3	4	5	6	7	8	9	10	11	12	13	14	15	16	17	18	19	20	21	22	23	24	25	26	27	28	29	30
Import	-	0.00	0.00	-	-	-	-	-	-	-	-	-	0.00	-	-	-	-	-	-	-	-	-	-	-	-	-	-	-	-	
Export	-	-	-	-	-	-	-	-	-	-	-	-	-	-	-	-	-	-	-	-	-	-	-	-	-	0.00	-	100.00	-	0.00

Level of usage of intraday allocated capacity, calculated at monthly level, as ratio between sum of nominated intraday capacities and sum of intraday allocated capacities, has the following values:

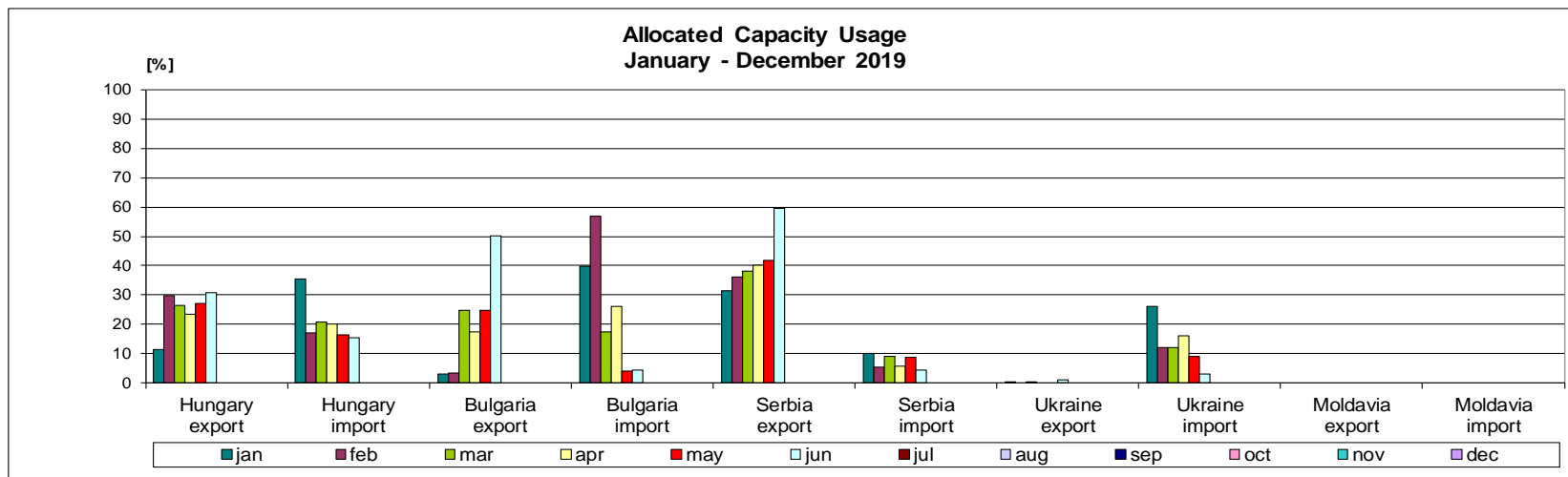
- Import 0.00 [%]
- Export 0.74 [%]

Usage Level of Allocated Capacity



Usage level of yearly and monthly allocated capacity was calculated as ratio between nominated capacity and sum of allocated capacity at yearly and monthly auctions.

From the beginning of the year, the average values (arithmetic) of usage level are: 0.27 % on export direction and 13.15 % on import direction.



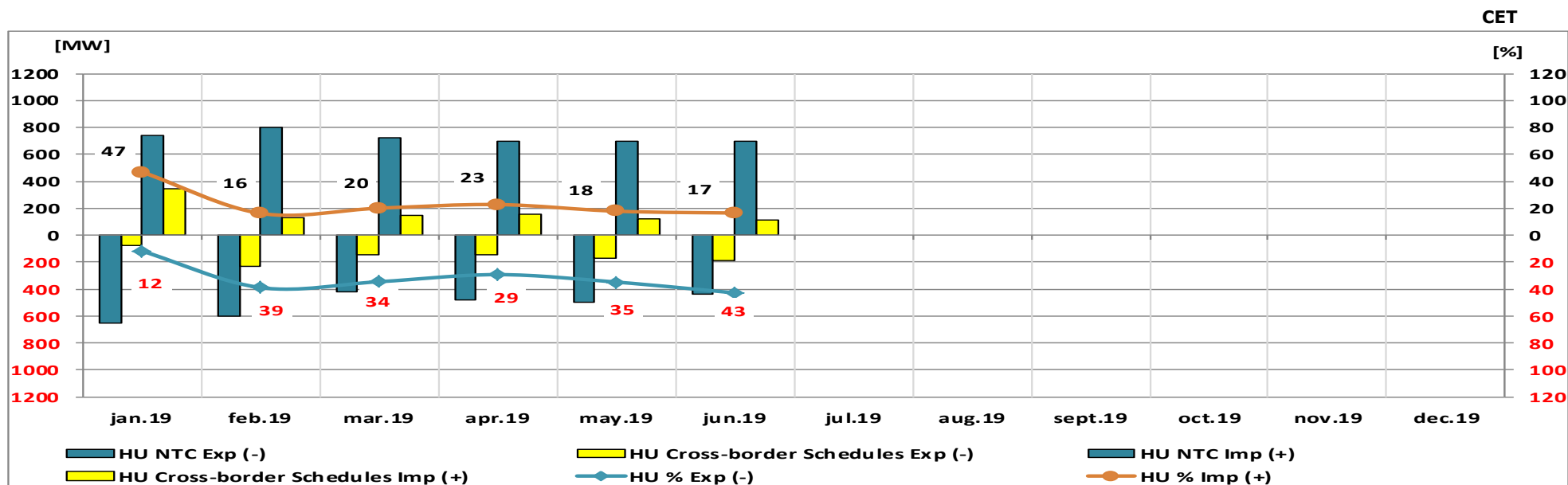
The level of usage of total capacity rights on one border and direction represent the percentage ratio between the energy associated with the commercial transactions, nominated during a month, and the energy associated with the total capacity rights.

[%]	Hungary export	Hungary import	Bulgaria export	Bulgaria import	Serbia export	Serbia import	Ukraine export	Ukraine import	Moldavia export	Moldavia import
jan	11.45	35.42	3.24	39.66	31.42	10.17	0.32	26.27	-	-
feb	29.85	17.03	3.57	56.84	36.18	5.51	0.00	12.05	-	-
mar	26.58	20.84	24.84	17.56	38.13	9.26	0.13	11.98	-	-
apr	23.63	20.08	17.40	25.97	40.28	5.82	0.00	16.22	-	-
may	27.03	16.41	24.88	3.96	41.97	8.71	4.47	9.20	-	-
jun	30.80	15.36	50.17	4.33	59.52	4.47	1.15	3.15	-	-
jul										
aug										
sep										
oct										
nov										
dec										
average	24.89	20.86	20.68	24.72	41.25	7.32	0.27	13.15	-	-

Type B

In June 2019, it was noticed a low level of capacity usage. Compared with previous months the values increased on export direction, and the highest level of usage was on Serbian border (the highest value of the year). On the import direction the highest level of usage was on Hungarian border.

Usage Level of NTC on Romanian – Hungarian border

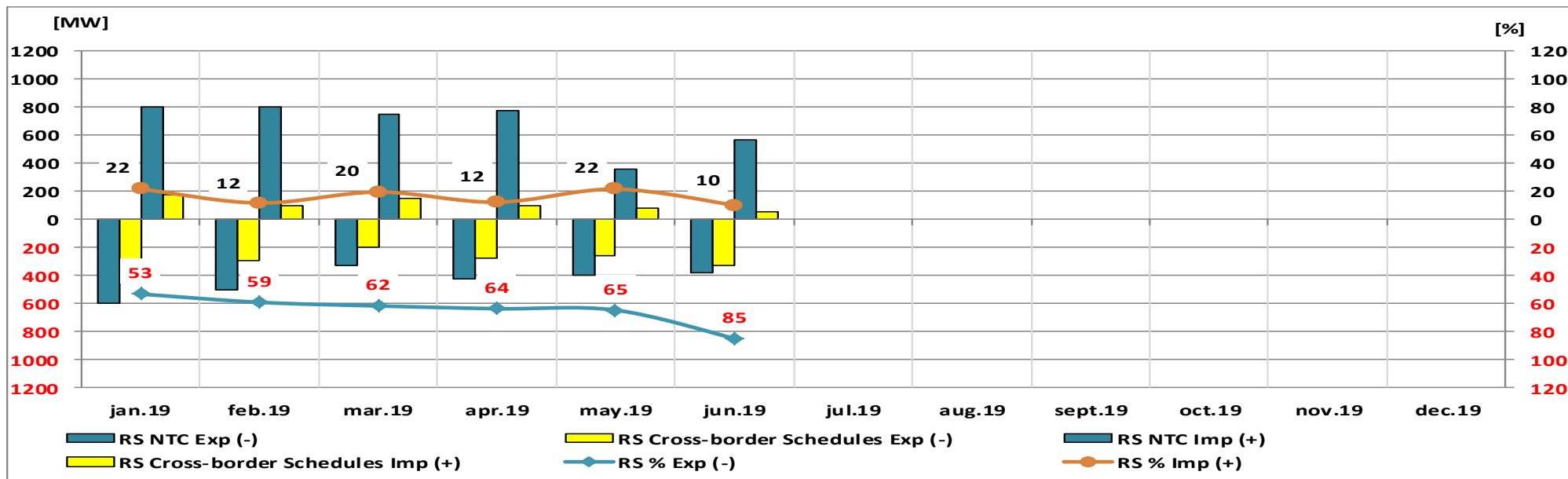


Hungary (monthly averages values, MW)	jan.19	feb.19	mar.19	apr.19	may.19	jun.19	jul.19	aug.19	sept.19	oct.19	nov.19	dec.19
HU NTC Exp (-)	-650	-600	-423	-482	-500	-437						
HU Cross-border Schedules Exp (-)	-76	-233	-146	-141	-174	-187						
HU NTC Imp (+)	745	800	725	700	700	700						
HU Cross-border Schedules Imp (+)	350	130	146	160	125	116						

The level of usage was calculated as ratio between total cross-border schedules (capacity nominated on long and short term) and NTC. From the beginning of the year, the average values (arithmetic) of usage level are: 31.96% on export direction and 23.44% on import direction.

Usage Level of NTC on Romanian – Serbian border

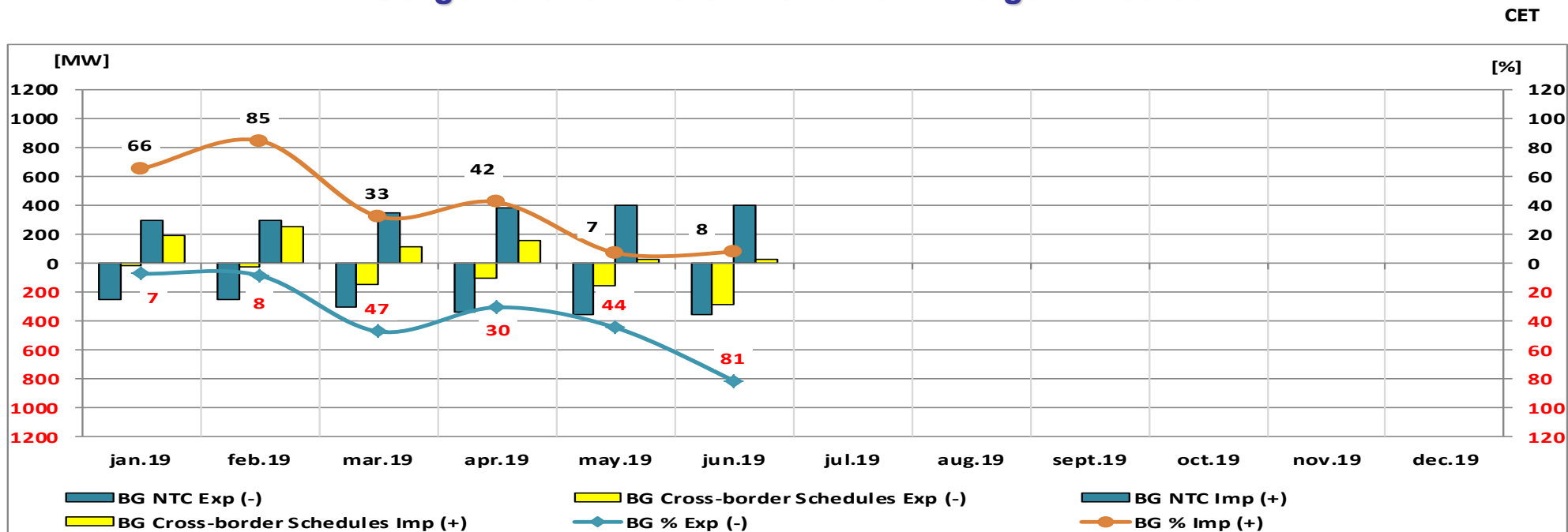
CET



Serbia (monthly averages values, MW)	jan.19	feb.19	mar.19	apr.19	may.19	jun.19	jul.19	aug.19	sept.19	oct.19	nov.19	dec.19
RS NTC Exp (-)	-600	-500	-325	-427	-400	-383						
RS Cross-border Schedules Exp (-)	-319	-295	-200	-271	-258	-325						
RS NTC Imp (+)	800	800	753	773	360	567						
RS Cross-border Schedules Imp (+)	174	94	147	95	78	58						

The level of usage was calculated as ratio between total cross-border schedules (capacity nominated on long and short term) and NTC. From the beginning of the year, the average values (arithmetic) of usage level are: 64.46% on export direction and 16.19% on import direction.

Usage Level of NTC on Romanian – Bulgarian border

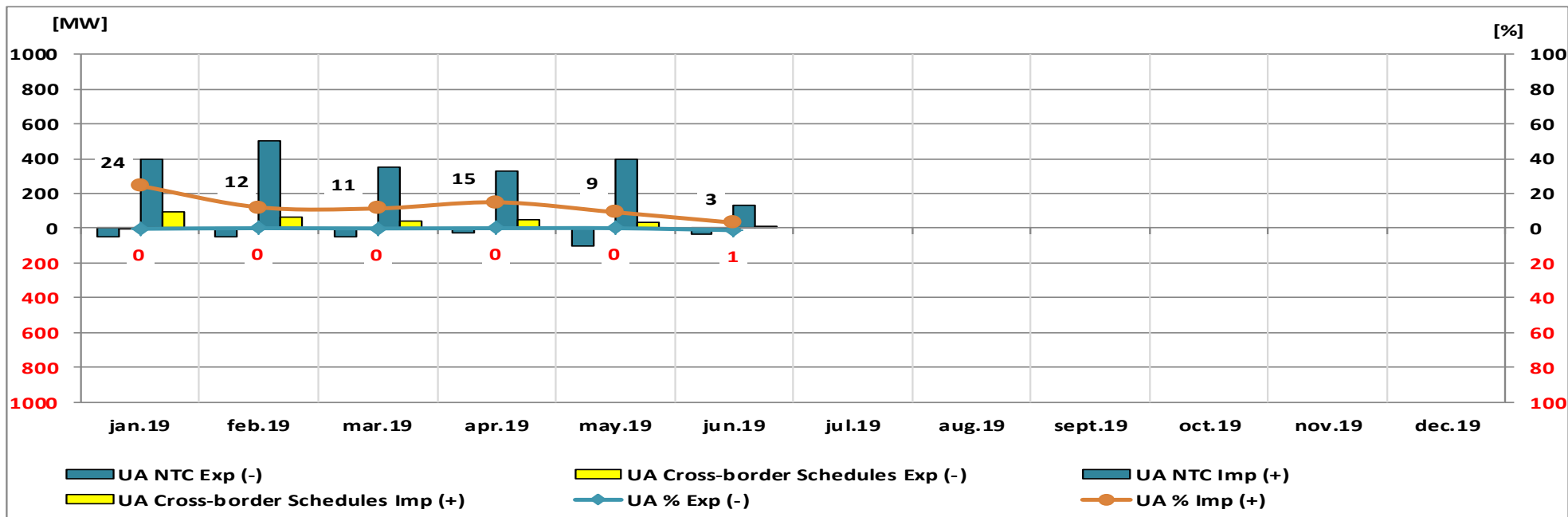


Bulgaria (monthly averages values, MW)	jan.19	feb.19	mar.19	apr.19	may.19	jun.19	jul.19	aug.19	sept.19	oct.19	nov.19	dec.19
BG NTC Exp (-)	-250	-250	-300	-333	-350	-350						
BG Cross-border Schedules Exp (-)	-18	-21	-142	-101	-155	-284						
BG NTC Imp (+)	300	300	350	383	400	400						
BG Cross-border Schedules Imp (+)	197	255	114	163	29	32						

The level of usage was calculated as ratio between total cross-border schedules (capacity nominated on long and short term) and NTC. From the beginning of the year, the average values (arithmetic) of usage level are: 36.46% on export direction and 40.12% on import direction.

Usage Level of NTC on Romanian – Ukrainian border

CET



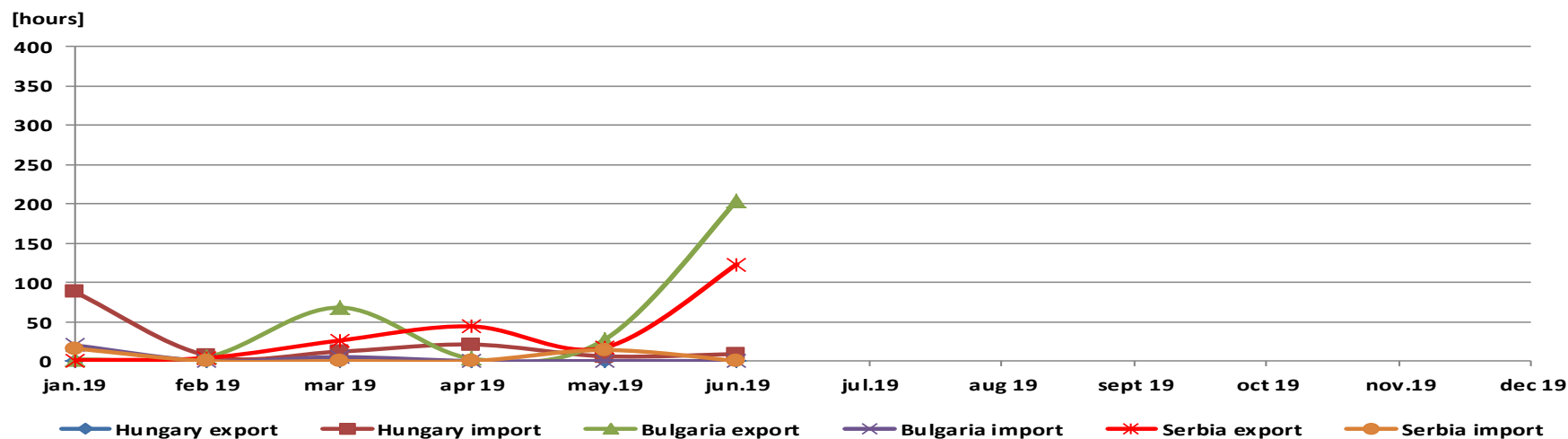
Ukraine (monthly averages values, MW)	jan.19	feb.19	mar.19	apr.19	may.19	jun.19	jul.19	aug.19	sept.19	oct.19	nov.19	dec.19
UA NTC Exp (-)	-50	-50	-50	-25	-100	-33						
UA Cross-border Schedules Exp (-)	0	0	0	0	0	0						
UA NTC Imp (+)	400	500	352	332	400	133						
UA Cross-border Schedules Imp (+)	97	60	40	50	37	4						

The level of usage was calculated as ratio between total cross-border schedules (capacity nominated on long and short term) and NTC. From the beginning of the year, the average values (arithmetic) of usage level are: 0.27% on export direction and 12.51% on import direction.

Maximization of NTC Usage

CET

Number of hours in which the sum of nominated cross-border schedules is higher than NTC



Number of hours	jan.19	feb 19	mar 19	apr 19	may.19	jun.19	jul.19	aug 19	sept 19	oct 19	nov.19	dec 19
Hungary export	0	0	0	0	0	0						
Hungary import	88	7	12	21	6	9						
Bulgaria export	2	5	68	3	27	204						
Bulgaria import	20	0	5	0	0	0						
Serbia export	1	4	26	44	17	123						
Serbia import	16	0	0	0	14	0						

By making efficient use of the interconnection (applying “netting” principle in daily and intra-day offered capacity calculation) there are some hours in which sum of nominated cross-border schedules is higher than the NTC.

Synthesis (C1, C3, HHI) on type of auction and total values

June 2019

Border	Auction												Total		
	Yearly			Monthly			Daily			Intraday			C1 [%]	C3 [%]	HHI
	C1 [%]	C3 [%]	HHI	C1 [%]	C3 [%]	HHI	C1 [%]	C3 [%]	HHI	C1 [%]	C3 [%]	HHI			
Hungary import	37.14	65.43	1935	34.64	66.43	1899	-	-	-	95.08	99.30	9051	21.91	49.69	1182
Hungary export	21.43	53.43	1261	36.21	84.49	2675	-	-	-	75.06	99.81	5977	17.75	48.66	1157
Bulgaria import	26.67	69.33	1904	36.95	77.34	2323	38.34	82.50	2532	-	-	-	27.57	66.39	1769
Bulgaria export	13.42	39.60	990	27.22	60.00	1621	25.65	67.98	1792	-	-	-	15.98	41.61	930
Serbia import	24.50	64.00	1672	37.77	74.00	2399	30.00	69.19	1920	85.65	100.00	7542	18.30	49.40	1182
Serbia export	33.50	68.50	2027	35.91	74.55	2366	39.71	81.33	2528	88.24	100.00	7908	22.68	47.04	1200
Ukraine import	-	-	-	37.50	86.38	2916	-	-	-	-	-	-	37.50	86.38	2916
Ukraine export	-	-	-	50.00	100.00	5000	-	-	-	-	-	-	50.00	100.00	5000
Moldavia import	-	-	-	-	-	-	-	-	-	-	-	-	-	-	-

Note:

- Starting with 20.11.2014, on Hungarian border the implicit daily allocation is done through the market coupling mechanism of CZ-SK-HU day-ahead electricity markets.
- Starting with 01.01.2015, intraday auctions are no longer organized on the Bulgarian border, since the Bulgarian market rules do not allow intraday cross-border exchanges.

Email: Monitorizare.Piata@transelectrica.ro

Fax: 021 3035630