



Transelectrica®  
Societate Administrată în Sistem Dualist

# MARKET MONITORING REPORT

## Market for Allocation of Cross-Border Capacities

August 2012



ANRE - Romanian Energy Regulatory Authority  
HHI - Herfindahl-Hirschman Index  
BRP - Balance Responsible Party  
BM - Balancing Market  
DAM - Day Ahead Market  
TSO - Transmission System Operator  
DU – Dispatchable Unit  
PN – Physical Notification  
NDC - National Dispatching Center  
C1 – The market share of the largest market participant  
C3 – Total market share of top 3 market participants  
NPS – Minimum number of residual generators  
TTC – Total Transfer Capacity  
NTC – Net Transfer Capacity  
ATC – Available Transfer Capacity



**Transelectrica®**  
Societate Administrată în Sistem Dualist

According to the Commercial Code, Transelectrica, the Romanian Transmission System Operator, operates and monitors the activity of 3 types of markets: Balancing Market, Ancillary Services Market and Market for Allocation of Cross-Border Capacities.

Using the records from the markets data bases, Transelectrica prepares daily, weekly and monthly monitoring reports. A part of the data included in these reports (those data which are not confidential) is published on the websites **[www.transelectrica.ro](http://www.transelectrica.ro)**



**Transelectrica®**

**Societate Administrată în Sistem Dualist**

- According to the agreements between Transelectrica and neighbors for year 2012 :
  - ✓ on the Bulgarian border, the bilateral coordinated allocation is done for 100% of total capacity:
    - by ESO EAD for long term auctions;
    - by Transelectrica for daily and intra-day auctions. At daily and intra-day auctions it is applied the “netting” principle.
  - ✓ on the Hungarian border, the bilateral coordinated allocation, is done for 100% of total capacity:
    - by Transelectrica daily auctions and intra-day auctions;
    - by MAVIR long term auctions. At daily and intra-day auctions it is applied the “netting” principle.
  - ✓ on the Serbian border, long term auctions for 50% of total net transfer capacity are held by Transelectrica, the remaining of 50% being allocated by the neighboring TSO.
- Starting with March 2010 auctions are held on Damas platform, with euro currency trading.
- Long term auction results on the Bulgarian border (offered prices, auction prices, requested and allocated capacities) are provided by the Bulgarian TSO.
- The intra-day allocation is done in two auction sessions for time intervals: 00:00-12:00 and 12:00-24:00.
- In August, auctions were held for :
  - ✓ export Hungary (01.08 – 03.08.2012; 04.08 – 05.08.2012; 06.08 – 13.08.2012; 14.08 – 18.08.2012; 19.08.2012; 20.08 – 26.08.2012; 27.08 – 28.08.2012; 29.08 – 31.08.2012);
  - ✓ import Hungary (01.08 – 19.08.2012; 20.08.2012; 21.08 – 24.08.2012; 25.08 – 31.08.2012);
  - ✓ export Serbia (01.08 – 03.08.2012; 04.08 – 13.08.2012; 14.08 – 18.08.2012; 19.08 – 28.08.2012);
  - ✓ import Serbia (01.08 – 03.08.2012; 04.08 – 13.08.2012; 14.08 – 18.08.2012; 19.08.2012; 20.08 – 26.08.2012; 27.08 – 28.08.2012);



**Transelectrica®**

**Societate Administrată în Sistem Dualist**

- ✓ export / import Bulgaria (01.08 – 31.08.2012);
- ✓ import Ukraine (01.08 – 18.08.2012; 19.08.2012; 20.08 – 24.08.2012; 25.08 – 31.08.2012);
  
- Between 29.08 – 31.08, the 400 kV Portile de Fier – Djerdap was out of operation for planned maintenance program, so transfer capacity was not available on the Serbian border.
- Due to lack of capacity request from participants on import direction from Serbia were not allocated 20 MW for 01.08 – 03.08; 14.08 – 18.08 time period.
- Usage of allocated capacity on Ukrainian and Moldavian border is restricted by Ukrainian TSO agreement and respectively by the approval of the distribution operator of the passive consumption islands.

# Market for Allocation of Cross-Border Capacities



**Transelectrica®**  
Societate Administrată în Sistem Dualist

## Monthly auction. Results of 01 - 31 August 2012

	Prices [euro/MW/h]	Capacities [MW]						
	Resultes	TTC*	NTC*	ATC	AAC	Requested	Allocated	Final Rights**
<b>Hungary export</b>								
<i>01 - 03 august 2012</i>	0.47	400	300	105	195	600	105	300
<i>04 - 05 august 2012</i>	0.47	450	350	155	195	600	155	350
<i>06 - 13 august 2012</i>	0.47	350	250	55	195	600	55	250
<i>14 - 18 august 2012</i>	0.47	500	400	205	195	600	205	400
<i>19 august 2012</i>	0.47	450	350	155	195	600	155	350
<i>20 - 26 august 2012</i>	0.47	350	250	55	195	600	55	250
<i>27 - 28 august 2012</i>	0.47	450	350	155	195	600	155	350
<i>29 - 31 august 2012</i>	0.47	550	450	255	195	600	255	450
<b>Hungary import</b>								
<i>01 - 19 august 2012</i>	0.03	800	700	555	145	725	555	700
<i>20 august 2012</i>	0.03	750	650	505	145	725	503	648
<i>21 - 24 august 2012</i>	0.03	600	500	355	145	725	351	496
<i>25 - 31 august 2012</i>	0.03	800	700	555	145	725	555	700
<b>Bulgaria export</b>								
<i>01 - 31 august 2012</i>	0.25	350	250	60	190	-	60	250
<b>Bulgaria import</b>								
<i>01 - 31 august 2012</i>	0.37	400	300	150	150	-	150	300

\* total values

\*\* final rights = monthly allocated capacities + annual allocated capacities (border and direction total values) after withdrawals.

**Public**



**Transelectrica®**

Societate Administrată în Sistem Dualist

# Market for Allocation of Cross-Border Capacities

## Monthly auction. Results of 01 - 31 August 2012

	Prices [euro/MW/h]	Capacities [MW]						
	Resultes	TTC*	NTC*	ATC	AAC	Requested	Allocated	Final Rights**
<b>Serbia export</b>								
<i>01 - 03 august 2012</i>	0.65	450	350	100	75	297	100	350
<i>04 - 13 august 2012</i>	0.77	400	300	75	75	263	75	300
<i>14 - 18 august 2012</i>	0.47	500	400	125	75	289	125	400
<i>19 august 2012</i>	0.47	450	350	100	75	270	100	350
<i>20 - 26 august 2012</i>	1.37	350	250	50	75	214	50	250
<i>27 - 28 august 2012</i>	0.69	400	300	75	75	228	75	300
<i>29 - 31 august 2012</i>	-	0	0	-	-	-	-	-
<b>Serbia import</b>								
<i>01 - 03 august 2012</i>	0.00	400	300	105	45	85	85	279
<i>04 - 13 august 2012</i>	0.02	350	250	80	45	85	80	250
<i>14 - 18 august 2012</i>	0.00	400	300	105	45	85	85	278
<i>19 - 28 august 2012</i>	0.09	250	150	30	45	65	30	150
<i>29 - 31 august 2012</i>	-	0	0	-	-	-	-	-
<b>Ukraine export</b>								
<i>01 - 31 august 2012</i>	-	150	50	0	50	-	-	50
<b>Ukraine import</b>								
<i>01 - 18 august 2012</i>	0.55	300	200	150	50	236	150	200
<i>19 august 2012</i>	0.27	350	250	200	50	261	200	250
<i>20 - 24 august 2012</i>	1.62	200	100	50	50	133	50	100
<i>25 - 31 august 2012</i>	0.27	350	250	200	50	256	200	250
<b>Moldavia export</b>								
<i>01 - 31 august 2012</i>	-	-	-	-	-	-	-	-
<b>Moldavia import</b>								
<i>01 - 31 august 2012</i>	-	175	175	0	175	-	-	175

\* total values

\*\* final rights = monthly allocated capacities + annual allocated capacities (border and direction total values) after withdrawals.

Note: Values of ATC, AAC, Requested and Allocated capacities on Serbian border are related to auctions organized by the Romanian TSO

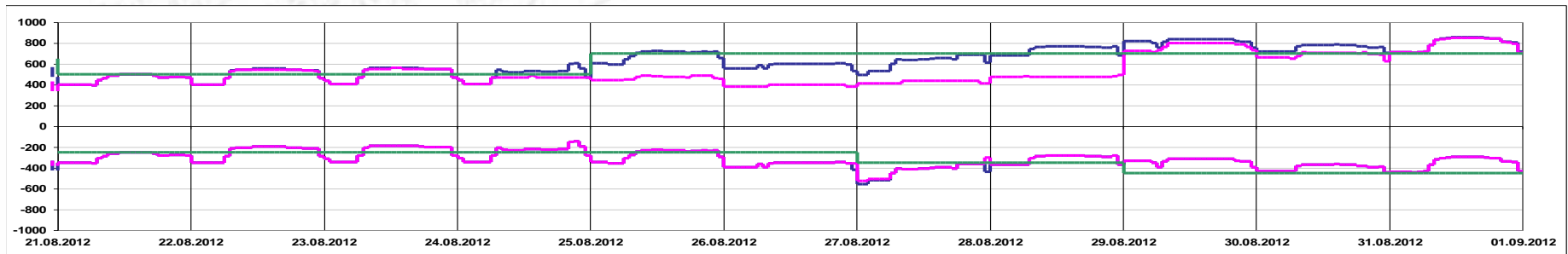
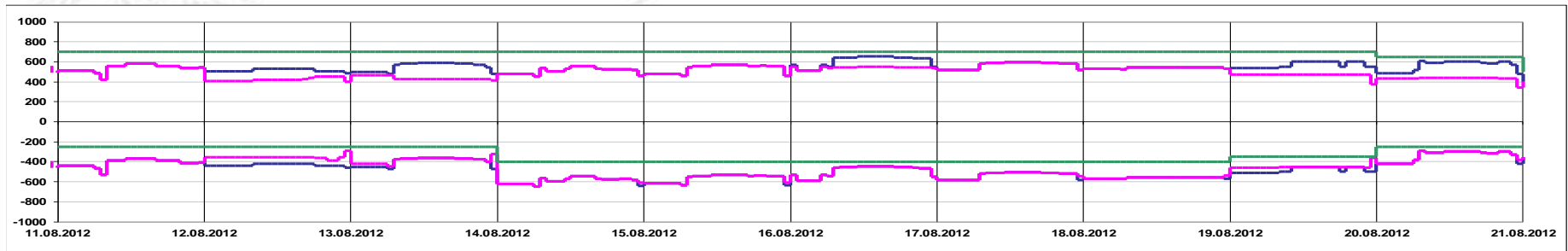
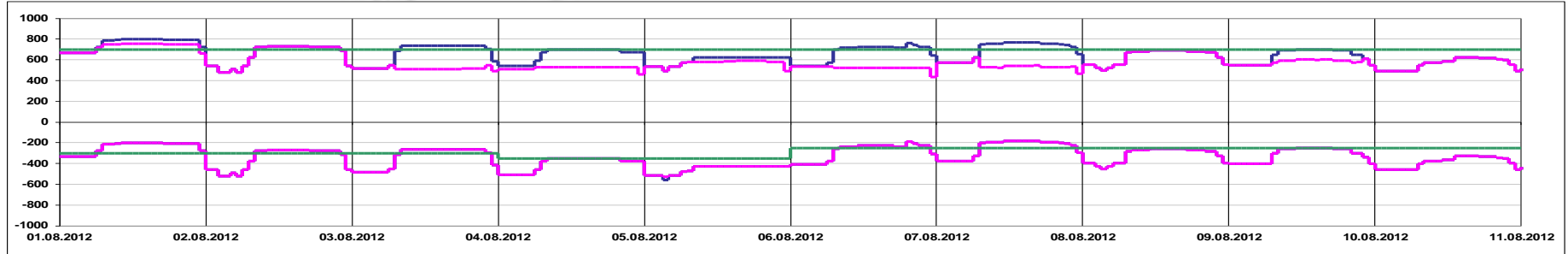
**Public**



**Transelectrica®**  
Societate Administrată în Sistem Dualist

## Daily Auctions on Romanian – Hungarian border

Hungary aug.2012



Offered Capacity on Daily Auction Import (+) / Export (-) [MW]

Allocated Capacity on Daily Auction Import (+) / Export (-) [MW]

Net Transfer Capacity (NTC) Import (+) / Export (-) [MW]

Public





**Transelectrica®**  
Societate Administrată în Sistem Dualist

# Market for Allocation of Cross-Border Capacities

## Daily Auctions on Romanian – Hungarian border

### Auction Price [Euro/MW/h] - Export

day	1	2	3	4	5	6	7	8	9	10	11	12	13	14	15	16	17	18	19	20	21	22	23	24	Max	
1	0.03	0.03	0.03	0.03	0.03	0.03	0.07	0.21	0.55	0.55	0.55	0.76	0.76	0.76	0.76	0.76	0.76	0.70	0.70	0.70	0.76	0.76	0.55	0.07	0.76	
2	0.03	0.03	0.03	0.03	0.03	0.03	0.03	0.05	0.11	0.20	0.25	0.25	0.25	0.25	0.25	0.15	0.15	0.15	0.15	0.15	0.11	0.11	0.10	0.04	0.25	
3	0.01	0.01	0.01	0.01	0.01	0.01	0.02	0.10	0.55	0.55	0.55	0.75	0.75	0.75	0.75	0.75	0.75	0.75	0.75	0.55	0.55	0.55	0.33	0.03	0.75	
4	0.03	0.03	0.03	0.03	0.03	0.03	0.03	0.05	0.05	0.05	0.05	0.05	0.05	0.05	0.05	0.05	0.05	0.05	0.05	0.05	0.08	0.08	0.08	0.03	0.08	
5	0.03	0.03	0.03	0.00	0.03	0.03	0.02	0.02	0.05	0.05	0.05	0.05	0.05	0.05	0.11	0.11	0.11	0.11	0.05	0.05	0.05	0.05	0.05	0.01	0.11	
6	0.01	0.01	0.01	0.01	0.01	0.03	0.03	0.55	1.55	0.55	1.55	1.55	1.55	1.55	1.55	1.55	1.55	1.55	1.55	4.55	0.55	0.15	1.05	0.03	4.55	
7	0.03	0.03	0.03	0.03	0.04	0.01	0.03	0.13	0.15	0.15	0.21	0.25	0.25	0.25	0.25	0.25	0.25	0.15	0.15	0.15	0.15	0.15	0.13	0.02	0.25	
8	0.04	0.04	0.03	0.03	0.03	0.03	0.03	0.13	0.13	0.13	0.15	0.15	0.15	0.15	0.15	0.15	0.15	0.13	0.30	0.30	0.30	0.30	0.15	0.03	0.30	
9	0.03	0.03	0.03	0.03	0.03	0.03	0.03	0.06	0.26	0.26	0.41	0.41	0.41	0.41	0.41	0.41	0.41	0.41	0.41	0.41	0.13	0.13	0.10	0.03	0.41	
10	0.03	0.03	0.03	0.03	0.03	0.03	0.03	0.05	0.10	0.10	0.15	0.15	0.15	0.26	0.26	0.26	0.26	0.15	0.15	0.15	0.15	0.15	0.05	0.01	0.26	
11	0.03	0.03	0.03	0.03	0.03	0.03	0.03	0.03	0.05	0.05	0.05	0.05	0.05	0.05	0.05	0.05	0.05	0.05	0.05	0.05	0.05	0.05	0.03	0.03	0.05	
12	0.00	0.00	0.00	0.00	0.00	0.00	0.00	0.00	0.00	0.00	0.00	0.00	0.00	0.00	0.00	0.00	0.00	0.00	0.00	0.00	0.00	0.00	0.00	0.00	0.00	
13	0.00	0.00	0.00	0.00	0.00	0.00	0.00	0.05	0.05	0.05	0.05	0.31	0.31	0.31	0.31	0.31	0.31	0.31	0.51	0.51	0.05	0.05	0.03	0.00	0.51	
14	0.02	0.02	0.02	0.02	0.02	0.02	0.02	0.02	0.02	0.02	0.02	0.02	0.02	0.02	0.02	0.02	0.02	0.02	0.02	0.02	0.02	0.02	0.02	0.00	0.02	
15	0.02	0.02	0.02	0.02	0.02	0.02	0.02	0.02	0.02	0.02	0.03	0.03	0.03	0.03	0.03	0.03	0.03	0.02	0.03	0.03	0.03	0.03	0.03	0.03	0.00	0.03
16	0.04	0.03	0.03	0.03	0.03	0.04	0.03	0.05	0.05	0.05	0.05	0.05	0.05	0.05	0.05	0.05	0.05	0.05	0.05	0.05	0.05	0.05	0.05	0.03	0.05	
17	0.01	0.01	0.01	0.01	0.01	0.01	0.01	0.03	0.03	0.03	0.03	0.04	0.04	0.04	0.04	0.04	0.04	0.03	0.03	0.03	0.03	0.03	0.03	0.00	0.04	
18	0.03	0.03	0.03	0.03	0.03	0.03	0.03	0.03	0.03	0.03	0.03	0.03	0.03	0.03	0.03	0.03	0.03	0.03	0.03	0.03	0.03	0.03	0.03	0.00	0.03	
19	0.00	0.00	0.00	0.00	0.00	0.00	0.00	0.00	0.00	0.00	0.01	0.01	0.01	0.01	0.01	0.01	0.01	0.01	0.01	0.00	0.01	0.01	0.01	0.00	0.01	
20	0.01	0.01	0.01	0.01	0.01	0.01	0.02	0.15	0.15	0.15	0.15	0.15	0.15	0.15	0.15	0.15	0.15	0.15	0.05	0.05	0.15	0.15	0.05	0.00	0.15	
21	0.07	0.07	0.07	0.13	0.07	0.07	0.07	0.25	0.24	0.25	0.26	0.50	0.50	0.50	0.50	0.50	0.50	0.76	0.55	0.55	0.26	0.76	0.50	0.13	0.76	
22	0.07	0.07	0.07	0.07	0.07	0.07	0.15	0.56	2.02	2.22	2.22	2.22	2.22	2.22	2.22	2.22	2.22	2.22	2.02	2.02	2.02	1.01	1.01	1.23	0.40	2.22
23	0.02	0.02	0.02	0.02	0.02	0.02	0.02	0.33	7.00	7.00	7.00	7.00	7.00	7.00	7.00	7.00	7.00	3.00	3.00	3.00	1.23	0.51	0.33	0.02	7.00	
24	0.02	0.02	0.02	0.02	0.02	0.02	0.02	0.05	0.23	0.23	0.50	0.50	0.55	0.55	0.55	0.50	0.50	0.50	0.55	1.51	5.00	3.51	0.50	0.02	5.00	
25	0.05	0.05	0.05	0.05	0.05	0.05	0.05	0.09	0.55	0.55	0.78	0.78	0.78	0.78	0.78	0.78	0.78	0.78	0.78	1.01	2.00	2.00	0.55	0.05	2.00	
26	0.05	0.05	0.05	0.05	0.05	0.05	0.05	0.05	0.18	0.18	0.18	0.18	0.18	0.18	0.18	0.18	0.18	0.18	0.18	0.18	0.18	0.18	0.18	0.00	0.18	
27	0.00	0.00	0.00	0.00	0.00	0.00	0.03	0.05	0.07	0.07	0.07	0.07	0.07	0.07	0.22	0.22	0.22	0.07	0.51	0.51	0.22	0.22	0.07	0.00	0.51	
28	3.50	3.50	3.50	3.50	3.50	3.50	4.50	3.50	5.55	5.55	5.55	5.55	5.55	5.55	5.55	5.55	5.55	5.55	5.55	5.55	5.55	5.55	2.55	0.40	5.55	
29	0.10	0.10	0.10	0.10	0.10	0.10	0.10	0.10	0.11	0.20	0.50	0.50	0.50	0.51	0.50	0.50	0.50	0.50	0.50	0.50	0.10	0.10	0.10	0.10	0.51	
30	0.04	0.04	0.04	0.04	0.04	0.04	0.04	0.06	0.08	0.11	0.17	0.17	0.17	0.17	0.17	0.17	0.17	0.11	0.11	0.11	0.10	0.08	0.08	0.03	0.17	
31	0.03	0.03	0.03	0.03	0.03	0.03	0.03	0.08	0.20	0.20	0.51	0.51	0.51	0.51	0.31	0.31	0.31	0.31	0.27	0.27	0.20	0.20	0.09	0.01	0.51	

Hungary export aug.2012

Public



**Transelectrica®**  
Societate Administrată în Sistem Dualist

# Market for Allocation of Cross-Border Capacities

## Daily Auctions on Romanian – Hungarian border

### Auction Price [Euro/MW/h] - Import

day	1	2	3	4	5	6	7	8	9	10	11	12	13	14	15	16	17	18	19	20	21	22	23	24	Max	
1	0.01	0.01	0.01	0.01	0.01	0.01	0.00	0.00	0.00	0.00	0.00	0.00	0.00	0.00	0.00	0.00	0.00	0.00	0.00	0.00	0.00	0.00	0.00	0.00	0.01	
2	0.33	0.33	0.33	0.33	0.33	0.33	0.05	0.03	0.02	0.02	0.02	0.02	0.02	0.02	0.02	0.02	0.02	0.02	0.02	0.02	0.02	0.02	0.02	0.05	0.15	0.33
3	0.01	0.01	0.01	0.01	0.01	0.01	0.01	0.00	0.00	0.00	0.00	0.00	0.00	0.00	0.00	0.00	0.00	0.00	0.00	0.00	0.00	0.00	0.00	0.00	0.00	0.01
4	0.00	0.00	0.00	0.00	0.00	0.00	0.00	0.00	0.00	0.00	0.00	0.00	0.00	0.00	0.00	0.00	0.00	0.00	0.00	0.00	0.00	0.00	0.00	0.00	0.00	0.00
5	0.01	0.03	0.03	0.05	0.03	0.03	0.03	0.01	0.00	0.00	0.00	0.00	0.00	0.00	0.00	0.00	0.00	0.00	0.00	0.00	0.00	0.00	0.00	0.00	0.00	0.05
6	0.00	0.00	0.00	0.00	0.00	0.00	0.00	0.00	0.00	0.00	0.00	0.00	0.00	0.00	0.00	0.00	0.00	0.00	0.00	0.00	0.00	0.00	0.00	0.00	0.00	0.00
7	0.03	0.03	0.03	0.03	0.03	0.03	0.01	0.00	0.00	0.00	0.00	0.00	0.00	0.00	0.00	0.00	0.00	0.00	0.00	0.00	0.00	0.00	0.00	0.00	0.00	0.03
8	0.20	0.20	0.55	0.56	0.55	0.20	0.13	0.01	0.01	0.01	0.01	0.01	0.01	0.01	0.01	0.01	0.01	0.01	0.01	0.01	0.01	0.01	0.01	0.03	0.01	0.56
9	0.04	0.05	0.05	0.05	0.05	0.05	0.10	0.00	0.00	0.00	0.00	0.00	0.00	0.00	0.00	0.00	0.00	0.00	0.00	0.00	0.00	0.00	0.00	0.03	0.03	0.10
10	0.05	0.05	0.05	0.05	0.05	0.05	0.13	0.05	0.03	0.05	0.05	0.05	0.05	0.03	0.03	0.03	0.03	0.03	0.03	0.03	0.03	0.03	0.03	0.10	0.13	0.13
11	0.02	0.02	0.02	0.02	0.02	0.02	0.02	0.03	0.02	0.02	0.02	0.02	0.02	0.02	0.02	0.02	0.02	0.02	0.02	0.02	0.02	0.02	0.02	0.02	0.01	0.03
12	0.00	0.00	0.00	0.00	0.00	0.00	0.00	0.00	0.00	0.00	0.00	0.00	0.00	0.00	0.00	0.00	0.00	0.00	0.00	0.00	0.00	0.00	0.00	0.00	0.00	0.00
13	0.00	0.00	0.00	0.00	0.00	0.00	0.00	0.00	0.00	0.00	0.00	0.00	0.00	0.00	0.00	0.00	0.00	0.00	0.00	0.00	0.00	0.00	0.00	0.00	0.00	0.00
14	0.05	0.05	0.05	0.05	0.05	0.04	0.05	0.03	0.04	0.04	0.04	0.04	0.04	0.04	0.04	0.04	0.04	0.04	0.04	0.04	0.04	0.04	0.04	0.04	0.20	0.20
15	0.04	0.04	0.04	0.04	0.04	0.04	0.04	0.03	0.04	0.04	0.03	0.03	0.03	0.03	0.03	0.03	0.03	0.03	0.04	0.04	0.04	0.03	0.03	0.03	0.04	0.04
16	0.00	0.01	0.01	0.01	0.01	0.00	0.00	0.00	0.00	0.00	0.00	0.00	0.00	0.00	0.00	0.00	0.00	0.00	0.00	0.00	0.00	0.00	0.00	0.00	0.00	0.01
17	0.03	0.03	0.03	0.03	0.03	0.03	0.03	0.03	0.03	0.03	0.03	0.03	0.03	0.03	0.03	0.03	0.03	0.03	0.03	0.03	0.03	0.03	0.01	0.03	0.01	0.03
18	0.01	0.01	0.01	0.01	0.01	0.01	0.01	0.04	0.05	0.05	0.05	0.05	0.05	0.05	0.05	0.05	0.05	0.05	0.04	0.05	0.04	0.04	0.03	0.00	0.00	0.05
19	0.00	0.00	0.00	0.00	0.00	0.00	0.00	0.00	0.00	0.00	0.00	0.00	0.00	0.00	0.00	0.00	0.00	0.00	0.00	0.00	0.00	0.00	0.00	0.00	0.00	0.00
20	0.00	0.00	0.00	0.00	0.00	0.00	0.00	0.00	0.00	0.00	0.00	0.00	0.00	0.00	0.00	0.00	0.00	0.00	0.00	0.00	0.00	0.00	0.00	0.00	0.00	0.00
21	0.05	0.05	0.05	0.05	0.05	0.05	0.05	0.05	0.03	0.04	0.04	0.04	0.04	0.04	0.04	0.04	0.04	0.03	0.04	0.04	0.04	0.04	0.04	0.04	0.03	0.05
22	0.03	0.03	0.03	0.03	0.03	0.03	0.03	0.00	0.00	0.00	0.00	0.00	0.00	0.00	0.00	0.00	0.00	0.00	0.00	0.00	0.00	0.01	0.01	0.00	0.03	0.03
23	0.02	0.03	0.03	0.03	0.03	0.03	0.02	0.01	0.00	0.00	0.00	0.00	0.01	0.01	0.00	0.00	0.00	0.00	0.01	0.01	0.01	0.01	0.01	0.01	0.01	0.03
24	0.02	0.03	0.03	0.03	0.03	0.03	0.01	0.00	0.00	0.00	0.00	0.00	0.00	0.00	0.00	0.00	0.00	0.00	0.00	0.00	0.00	0.00	0.00	0.00	0.00	0.03
25	0.00	0.00	0.00	0.00	0.00	0.00	0.00	0.00	0.00	0.00	0.00	0.00	0.00	0.00	0.00	0.00	0.00	0.00	0.00	0.00	0.00	0.00	0.00	0.00	0.00	0.00
26	0.00	0.00	0.00	0.00	0.00	0.00	0.00	0.00	0.00	0.00	0.00	0.00	0.00	0.00	0.00	0.00	0.00	0.00	0.00	0.00	0.00	0.00	0.00	0.00	0.00	0.00
27	0.00	0.00	0.00	0.00	0.00	0.00	0.00	0.00	0.00	0.00	0.00	0.00	0.00	0.00	0.00	0.00	0.00	0.00	0.00	0.00	0.00	0.00	0.00	0.00	0.00	0.00
28	0.00	0.00	0.00	0.00	0.00	0.00	0.00	0.00	0.00	0.00	0.00	0.00	0.00	0.00	0.00	0.00	0.00	0.00	0.00	0.00	0.00	0.00	0.00	0.00	0.00	0.00
29	0.00	0.00	0.00	0.00	0.00	0.00	0.00	0.00	0.00	0.00	0.00	0.00	0.00	0.00	0.00	0.00	0.00	0.00	0.00	0.00	0.00	0.00	0.00	0.00	0.00	0.00
30	0.00	0.00	0.00	0.00	0.00	0.00	0.00	0.00	0.00	0.00	0.00	0.00	0.00	0.00	0.00	0.00	0.00	0.00	0.00	0.00	0.00	0.00	0.00	0.00	0.00	0.00
31	0.01	0.01	0.01	0.01	0.01	0.01	0.01	0.01	0.01	0.00	0.00	0.00	0.00	0.00	0.00	0.00	0.00	0.00	0.00	0.00	0.01	0.01	0.00	0.00	0.00	0.01

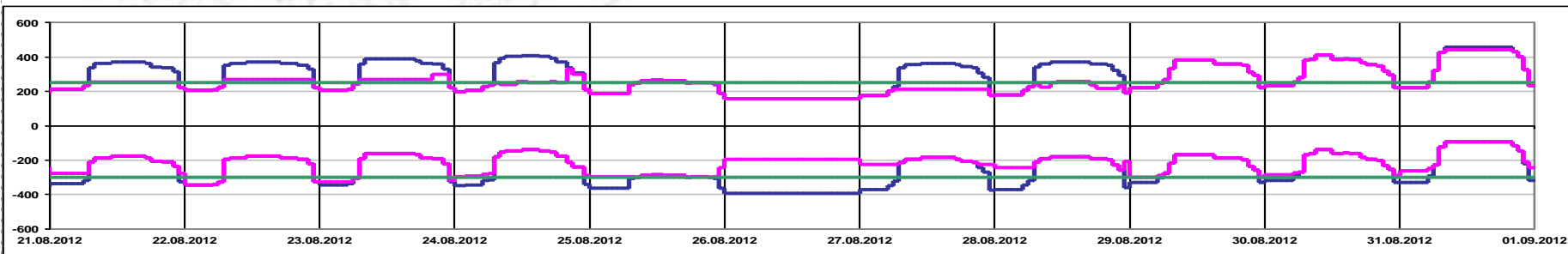
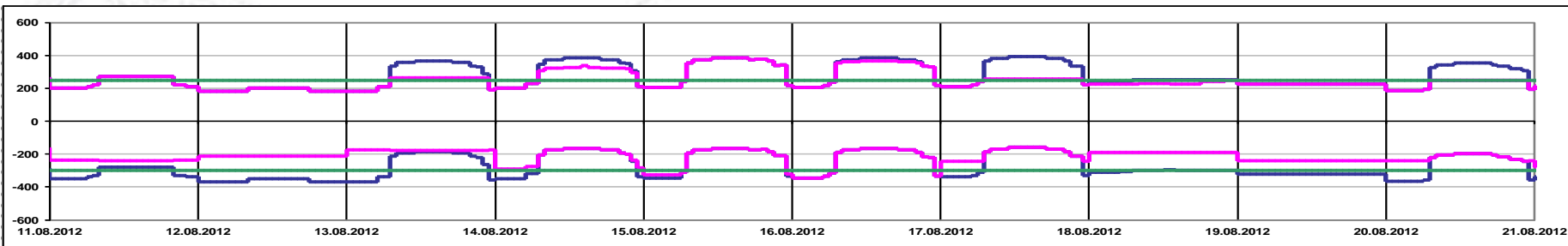
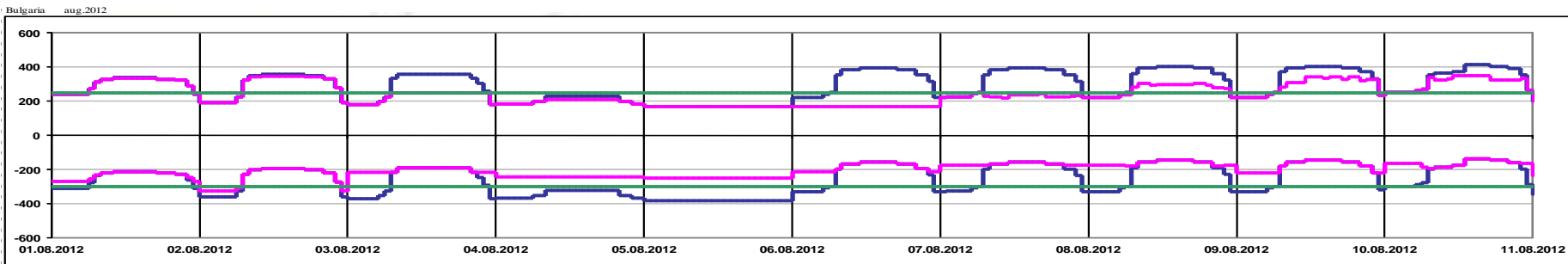
Hungary import aug.2012



Transelectrica®  
Societate Administrată în Sistem Dualist

# Market for Allocation of Cross-Border Capacities

## Daily Auctions on Romanian – Bulgarian border



Offered Capacity on Daily Auction Import (+) / Export (-) [MW]

Allocated Capacity on Daily Auction Import (+) / Export (-) [MW]

Net Transfer Capacity (NTC) Import (+) / Export (-) [MW]

Public



Transelectrica®  
Societate Administrată în Sistem Dualist

# Market for Allocation of Cross-Border Capacities

## Daily Auctions on Romanian – Bulgarian border

### Auction Price [Euro/MW/h] – Export

day	1	2	3	4	5	6	7	8	9	10	11	12	13	14	15	16	17	18	19	20	21	22	23	24	Max
1	0.01	0.01	0.01	0.01	0.01	0.01	0.01	0.01	0.00	0.00	0.00	0.00	0.00	0.00	0.00	0.00	0.00	0.00	0.00	0.00	0.01	0.01	0.01	0.01	0.01
2	0.05	0.03	0.03	0.03	0.05	0.05	0.03	0.01	0.00	0.00	0.00	0.00	0.00	0.00	0.00	0.00	0.00	0.00	0.00	0.00	0.00	0.00	0.01	0.03	0.05
3	0.13	0.13	0.13	0.13	0.13	0.03	0.02	0.00	0.00	0.00	0.00	0.00	0.00	0.00	0.00	0.00	0.00	0.00	0.00	0.00	0.00	0.00	0.00	0.05	0.13
4	0.03	0.03	0.03	0.03	0.03	0.03	0.01	0.03	0.00	0.00	0.00	0.00	0.00	0.00	0.00	0.00	0.00	0.00	0.00	0.00	0.03	0.03	0.03	0.03	0.03
5	0.01	0.01	0.01	0.01	0.01	0.01	0.01	0.01	0.01	0.01	0.01	0.01	0.01	0.01	0.01	0.01	0.01	0.01	0.01	0.01	0.01	0.01	0.01	0.01	0.01
6	0.00	0.00	0.00	0.00	0.00	0.00	0.00	0.00	0.00	0.00	0.00	0.00	0.00	0.00	0.00	0.00	0.00	0.00	0.00	0.00	0.00	0.00	0.00	0.00	0.00
7	0.01	0.01	0.01	0.01	0.01	0.01	0.01	0.00	0.00	0.00	0.00	0.00	0.00	0.00	0.00	0.00	0.00	0.00	0.00	0.00	0.00	0.00	0.00	0.02	0.02
8	0.01	0.01	0.01	0.01	0.01	0.00	0.00	0.00	0.00	0.00	0.00	0.00	0.00	0.00	0.00	0.00	0.00	0.00	0.00	0.00	0.00	0.00	0.00	0.01	0.01
9	0.02	0.02	0.02	0.02	0.02	0.02	0.02	0.00	0.00	0.00	0.00	0.00	0.00	0.00	0.00	0.00	0.00	0.00	0.00	0.00	0.00	0.00	0.00	0.02	0.02
10	0.01	0.01	0.01	0.01	0.01	0.01	0.01	0.00	0.00	0.00	0.00	0.00	0.00	0.00	0.00	0.00	0.00	0.00	0.00	0.00	0.00	0.00	0.00	0.03	0.03
11	0.01	0.01	0.01	0.01	0.01	0.01	0.01	0.01	0.00	0.00	0.00	0.00	0.00	0.00	0.00	0.00	0.00	0.00	0.00	0.00	0.01	0.01	0.01	0.01	0.01
12	0.03	0.03	0.03	0.03	0.03	0.03	0.03	0.03	0.03	0.03	0.03	0.03	0.03	0.03	0.03	0.03	0.03	0.03	0.03	0.03	0.03	0.03	0.03	0.03	0.03
13	0.03	0.03	0.03	0.03	0.03	0.01	0.01	0.00	0.00	0.00	0.00	0.00	0.00	0.00	0.00	0.00	0.00	0.00	0.00	0.00	0.00	0.00	0.00	0.03	0.03
14	0.03	0.03	0.03	0.03	0.03	0.02	0.02	0.00	0.00	0.00	0.00	0.00	0.00	0.00	0.00	0.00	0.00	0.00	0.00	0.00	0.00	0.00	0.00	0.03	0.03
15	0.03	0.03	0.03	0.03	0.03	0.03	0.02	0.01	0.01	0.01	0.01	0.01	0.01	0.01	0.01	0.01	0.01	0.01	0.01	0.01	0.01	0.01	0.01	0.02	0.03
16	0.02	0.02	0.02	0.02	0.02	0.02	0.02	0.00	0.00	0.00	0.00	0.00	0.00	0.00	0.00	0.00	0.00	0.00	0.00	0.00	0.00	0.01	0.01	0.02	0.02
17	0.02	0.02	0.02	0.02	0.02	0.02	0.02	0.00	0.00	0.00	0.00	0.00	0.00	0.00	0.00	0.00	0.00	0.00	0.00	0.00	0.00	0.00	0.00	0.02	0.02
18	0.00	0.00	0.00	0.00	0.00	0.00	0.00	0.00	0.00	0.00	0.00	0.00	0.00	0.00	0.00	0.00	0.00	0.00	0.00	0.00	0.00	0.00	0.00	0.00	0.00
19	0.02	0.02	0.02	0.02	0.02	0.02	0.02	0.02	0.02	0.02	0.02	0.02	0.02	0.02	0.02	0.02	0.02	0.02	0.02	0.02	0.02	0.02	0.02	0.02	0.02
20	0.01	0.01	0.01	0.01	0.01	0.01	0.01	0.00	0.00	0.00	0.00	0.00	0.00	0.00	0.00	0.00	0.00	0.00	0.00	0.00	0.00	0.00	0.00	0.01	0.01
21	0.02	0.02	0.02	0.02	0.02	0.02	0.02	0.00	0.00	0.00	0.00	0.00	0.00	0.00	0.00	0.00	0.00	0.00	0.00	0.00	0.00	0.00	0.00	0.02	0.02
22	0.03	0.03	0.03	0.03	0.03	0.02	0.02	0.00	0.00	0.00	0.00	0.00	0.00	0.00	0.00	0.00	0.00	0.00	0.00	0.00	0.00	0.00	0.00	0.03	0.03
23	0.03	0.03	0.03	0.03	0.03	0.03	0.02	0.00	0.00	0.00	0.00	0.00	0.00	0.00	0.00	0.00	0.00	0.00	0.00	0.00	0.00	0.00	0.00	0.03	0.03
24	0.03	0.03	0.03	0.03	0.03	0.01	0.01	0.00	0.00	0.00	0.00	0.00	0.00	0.00	0.00	0.00	0.00	0.00	0.00	0.00	0.00	0.00	0.00	0.02	0.03
25	0.02	0.02	0.02	0.02	0.02	0.02	0.02	0.01	0.00	0.01	0.01	0.01	0.01	0.01	0.01	0.01	0.01	0.01	0.00	0.01	0.01	0.01	0.01	0.02	0.02
26	0.03	0.03	0.03	0.03	0.03	0.03	0.03	0.03	0.03	0.03	0.03	0.03	0.03	0.03	0.03	0.03	0.03	0.03	0.03	0.03	0.03	0.03	0.03	0.03	0.03
27	0.03	0.03	0.03	0.03	0.03	0.01	0.00	0.00	0.00	0.00	0.00	0.00	0.00	0.00	0.00	0.00	0.00	0.00	0.00	0.00	0.00	0.00	0.00	0.03	0.03
28	0.05	0.03	0.05	0.05	0.03	0.03	0.01	0.00	0.00	0.00	0.00	0.00	0.00	0.00	0.00	0.00	0.00	0.00	0.00	0.00	0.00	0.00	0.00	0.05	0.05
29	0.03	0.03	0.03	0.03	0.03	0.02	0.02	0.01	0.01	0.01	0.01	0.01	0.01	0.01	0.01	0.01	0.01	0.01	0.01	0.01	0.01	0.01	0.01	0.10	0.10
30	0.03	0.03	0.03	0.03	0.03	0.03	0.01	0.01	0.01	0.00	0.00	0.00	0.01	0.01	0.01	0.01	0.01	0.01	0.01	0.01	0.01	0.01	0.01	0.03	0.03
31	0.03	0.03	0.03	0.03	0.03	0.03	0.01	0.01	0.00	0.00	0.00	0.00	0.00	0.00	0.00	0.00	0.00	0.00	0.00	0.00	0.00	0.01	0.03	0.08	0.08

Bulgaria export aug.2012



**Transelectrica®**  
Societate Administrată în Sistem Dualist

# Market for Allocation of Cross-Border Capacities

## Daily Auctions on Romanian – Bulgarian border

### Auction Price [Euro/MW/h] – Import

day	1	2	3	4	5	6	7	8	9	10	11	12	13	14	15	16	17	18	19	20	21	22	23	24	Max	
1	0.00	0.00	0.00	0.00	0.00	0.00	0.00	0.00	0.01	0.01	0.01	0.01	0.01	0.01	0.01	0.01	0.01	0.01	0.01	0.01	0.01	0.01	0.00	0.00	0.01	
2	0.00	0.00	0.00	0.00	0.00	0.00	0.00	0.02	0.03	0.03	0.03	0.03	0.03	0.03	0.03	0.03	0.03	0.03	0.03	0.03	0.03	0.02	0.02	0.01	0.00	0.03
3	0.00	0.00	0.00	0.00	0.00	0.00	0.00	0.00	0.03	0.03	0.03	0.03	0.03	0.03	0.03	0.03	0.03	0.03	0.03	0.03	0.00	0.00	0.00	0.00	0.03	
4	0.00	0.00	0.00	0.00	0.00	0.00	0.00	0.00	0.00	0.00	0.00	0.00	0.00	0.00	0.00	0.00	0.00	0.00	0.00	0.00	0.00	0.00	0.00	0.00	0.00	
5	0.00	0.00	0.00	0.00	0.00	0.00	0.00	0.00	0.00	0.00	0.00	0.00	0.00	0.00	0.00	0.00	0.00	0.00	0.00	0.00	0.00	0.00	0.00	0.00	0.00	
6	0.00	0.00	0.00	0.00	0.00	0.00	0.00	0.02	0.02	0.02	0.02	0.03	0.03	0.03	0.03	0.03	0.03	0.02	0.02	0.02	0.02	0.02	0.00	0.00	0.03	
7	0.00	0.00	0.00	0.00	0.00	0.00	0.00	0.00	0.01	0.01	0.01	0.01	0.01	0.01	0.01	0.01	0.01	0.01	0.01	0.01	0.01	0.00	0.00	0.00	0.01	
8	0.00	0.00	0.00	0.00	0.00	0.00	0.00	0.00	0.01	0.01	0.01	0.01	0.01	0.01	0.01	0.01	0.01	0.01	0.01	0.01	0.01	0.00	0.00	0.00	0.01	
9	0.00	0.00	0.00	0.00	0.00	0.00	0.00	0.01	0.03	0.03	0.03	0.03	0.03	0.03	0.03	0.03	0.03	0.03	0.03	0.03	0.01	0.01	0.01	0.00	0.03	
10	0.00	0.00	0.00	0.00	0.00	0.00	0.00	0.00	0.01	0.01	0.03	0.03	0.03	0.03	0.05	0.05	0.05	0.05	0.03	0.03	0.03	0.03	0.01	0.00	0.00	0.05
11	0.00	0.00	0.00	0.00	0.00	0.00	0.00	0.00	0.00	0.00	0.00	0.00	0.00	0.00	0.00	0.00	0.00	0.00	0.00	0.00	0.00	0.00	0.00	0.00	0.00	
12	0.00	0.00	0.00	0.00	0.00	0.00	0.00	0.00	0.00	0.00	0.00	0.00	0.00	0.00	0.00	0.00	0.00	0.00	0.00	0.00	0.00	0.00	0.00	0.00	0.00	
13	0.00	0.00	0.00	0.00	0.00	0.00	0.00	0.00	0.00	0.00	0.00	0.00	0.00	0.00	0.00	0.00	0.00	0.00	0.00	0.00	0.00	0.00	0.00	0.00	0.00	
14	0.00	0.00	0.00	0.00	0.00	0.00	0.00	0.01	0.01	0.01	0.01	0.01	0.01	0.01	0.01	0.01	0.01	0.01	0.01	0.01	0.01	0.01	0.00	0.00	0.01	
15	0.00	0.00	0.00	0.00	0.00	0.00	0.00	0.01	0.01	0.01	0.01	0.03	0.03	0.03	0.03	0.03	0.03	0.03	0.01	0.01	0.01	0.01	0.01	0.01	0.00	0.03
16	0.03	0.03	0.03	0.03	0.03	0.03	0.03	0.05	0.05	0.05	0.05	0.05	0.05	0.05	0.05	0.05	0.05	0.05	0.05	0.05	0.05	0.05	0.04	0.04	0.01	0.05
17	0.00	0.00	0.00	0.00	0.00	0.00	0.00	0.02	0.02	0.02	0.02	0.03	0.03	0.03	0.03	0.03	0.03	0.02	0.02	0.02	0.02	0.01	0.01	0.00	0.03	
18	0.00	0.00	0.00	0.00	0.00	0.00	0.00	0.00	0.00	0.00	0.00	0.00	0.00	0.00	0.00	0.00	0.00	0.00	0.00	0.00	0.00	0.00	0.00	0.00	0.00	
19	0.00	0.00	0.00	0.00	0.00	0.00	0.00	0.00	0.00	0.00	0.00	0.00	0.00	0.00	0.00	0.00	0.00	0.00	0.00	0.00	0.00	0.00	0.00	0.00	0.00	
20	0.00	0.00	0.00	0.00	0.00	0.00	0.00	0.02	0.02	0.02	0.02	0.02	0.02	0.02	0.02	0.02	0.02	0.02	0.02	0.02	0.02	0.02	0.01	0.00	0.02	
21	0.00	0.00	0.00	0.00	0.00	0.00	0.00	0.03	0.03	0.03	0.05	0.05	0.05	0.05	0.05	0.05	0.03	0.03	0.03	0.03	0.03	0.03	0.03	0.02	0.00	0.05
22	0.01	0.01	0.01	0.01	0.01	0.01	0.01	0.03	0.05	0.05	0.05	0.05	0.05	0.05	0.05	0.05	1.11	1.11	0.05	0.05	0.05	0.02	0.02	0.01	0.01	1.11
23	0.00	0.00	0.00	0.00	0.00	0.00	0.01	0.05	3.55	3.55	3.55	3.55	3.55	3.55	3.55	3.55	3.55	0.17	0.14	0.14	0.03	0.03	0.03	0.00	3.55	
24	0.00	0.00	0.00	0.00	0.00	0.00	0.00	0.01	0.03	0.03	0.03	0.03	0.03	0.05	0.05	0.03	0.03	0.03	0.01	0.01	0.01	0.01	0.00	0.00	0.00	0.05
25	0.00	0.00	0.00	0.00	0.00	0.00	0.00	0.00	0.01	0.01	0.01	0.01	0.01	0.01	0.01	0.01	0.01	0.01	0.01	0.01	0.01	0.01	0.01	0.00	0.00	0.01
26	0.00	0.00	0.00	0.00	0.00	0.00	0.00	0.00	0.00	0.00	0.00	0.00	0.00	0.00	0.00	0.00	0.00	0.00	0.00	0.00	0.00	0.00	0.00	0.00	0.00	0.00
27	0.00	0.00	0.00	0.00	0.00	0.00	0.00	0.01	0.01	0.01	0.01	0.03	0.03	0.03	0.03	0.03	0.03	0.01	0.01	0.01	0.01	0.01	0.00	0.00	0.00	0.03
28	0.00	0.00	0.00	0.00	0.00	0.00	0.00	0.01	0.01	0.01	0.03	0.03	0.03	0.01	0.01	0.01	0.01	0.01	0.01	0.01	0.01	0.01	0.01	0.00	0.00	0.03
29	0.00	0.00	0.00	0.00	0.00	0.00	0.00	0.01	0.03	0.03	0.03	0.03	0.03	0.03	0.03	0.02	0.02	0.02	0.02	0.02	0.02	0.01	0.01	0.01	0.00	0.03
30	0.00	0.00	0.00	0.00	0.00	0.00	0.01	0.03	0.11	0.17	1.27	1.27	0.34	0.34	0.34	0.34	0.34	0.11	0.11	0.11	0.03	0.01	0.00	0.00	0.00	1.27
31	0.00	0.00	0.00	0.00	0.00	0.00	0.00	1.17	3.37	3.37	4.00	5.11	5.11	5.11	5.11	5.11	5.11	4.01	4.01	4.01	4.01	1.17	0.09	0.00	0.00	5.11

Bulgaria import aug.2012



**Transelectrica®**  
Societate Administrată în Sistem Dualist

# Market for Allocation of Cross-Border Capacities

## Statistics on Monthly Auction

Aug. 2012		1	2	3	4	5	6	7	8	9	10	11	12	13	14	15	16	17	18	19	20	21	22	23	24	25	26	27	28	29	30	31
Hungary export	Number of Participants	18	18	18	18	18	18	18	18	18	18	18	18	18	18	18	18	18	18	18	18	18	18	18	18	18	18	18	18	18	18	18
	Number of Capacity Holders	11	11	11	11	11	11	11	11	11	11	11	11	11	11	11	11	11	11	11	11	11	11	11	11	11	11	11	11	11	11	11
	Number of Bids	62	62	62	62	62	62	62	62	62	62	62	62	62	62	62	62	62	62	62	62	62	62	62	62	62	62	62	62	62	62	62
Hungary import	Number of Participants	19	19	19	19	19	19	19	19	19	19	19	19	19	19	19	19	19	19	19	19	19	19	19	19	19	19	19	19	19	19	19
	Number of Capacity Holders	18	18	18	18	18	18	18	18	18	18	18	18	18	18	18	18	18	18	18	18	18	18	18	18	18	18	18	18	18	18	18
	Number of Bids	58	58	58	58	58	58	58	58	58	58	58	58	58	58	58	58	58	58	58	58	58	58	58	58	58	58	58	58	58	58	58
Bulgaria export	Number of Participants	-	-	-	-	-	-	-	-	-	-	-	-	-	-	-	-	-	-	-	-	-	-	-	-	-	-	-	-	-	-	-
	Number of Capacity Holders	4	4	4	4	4	4	4	4	4	4	4	4	4	4	4	4	4	4	4	4	4	4	4	4	4	4	4	4	4	4	4
	Number of Bids	-	-	-	-	-	-	-	-	-	-	-	-	-	-	-	-	-	-	-	-	-	-	-	-	-	-	-	-	-	-	-
Bulgaria import	Number of Participants	-	-	-	-	-	-	-	-	-	-	-	-	-	-	-	-	-	-	-	-	-	-	-	-	-	-	-	-	-	-	-
	Number of Capacity Holders	7	7	7	7	7	7	7	7	7	7	7	7	7	7	7	7	7	7	7	7	7	7	7	7	7	7	7	7	7	7	7
	Number of Bids	-	-	-	-	-	-	-	-	-	-	-	-	-	-	-	-	-	-	-	-	-	-	-	-	-	-	-	-	-	-	-
Serbia export	Number of Participants	12	12	12	12	12	12	12	12	12	12	12	12	12	11	11	11	11	11	11	12	11	11	11	11	11	11	11	11	11	-	-
	Number of Capacity Holders	6	6	6	6	6	6	6	6	6	6	6	6	6	7	7	7	7	7	8	5	5	5	5	5	5	5	5	7	7	-	-
	Number of Bids	23	23	23	22	22	22	22	22	22	22	22	22	22	20	20	20	20	20	21	18	18	18	18	18	18	18	20	20	-	-	
Serbia import	Number of Participants	5	5	5	5	5	5	5	5	5	5	5	5	5	5	5	5	5	5	5	5	5	5	5	5	5	5	5	5	-	-	
	Number of Capacity Holders	5	5	5	5	5	5	5	5	5	5	5	5	5	5	5	5	5	5	3	3	3	3	3	3	3	3	3	3	-	-	
	Number of Bids	7	7	7	7	7	7	7	7	7	7	7	7	7	7	7	7	7	7	8	8	8	8	8	8	8	8	8	8	-	-	
Ukraine export	Number of Participants	-	-	-	-	-	-	-	-	-	-	-	-	-	-	-	-	-	-	-	-	-	-	-	-	-	-	-	-	-	-	
	Number of Capacity Holders	-	-	-	-	-	-	-	-	-	-	-	-	-	-	-	-	-	-	-	-	-	-	-	-	-	-	-	-	-	-	
	Number of Bids	-	-	-	-	-	-	-	-	-	-	-	-	-	-	-	-	-	-	-	-	-	-	-	-	-	-	-	-	-	-	
Ukraine import	Number of Participants	6	6	6	6	6	6	6	6	6	6	6	6	6	6	6	6	6	6	6	6	6	6	6	6	6	6	6	6	6	6	
	Number of Capacity Holders	4	4	4	4	4	4	4	4	4	4	4	4	4	4	4	4	4	4	5	4	4	4	4	4	4	5	5	5	5	5	
	Number of Bids	24	24	24	24	24	24	24	24	24	24	24	24	24	24	24	24	24	24	24	25	15	15	15	15	15	25	25	25	25	25	

Aug. 2012	Maxim	Minim
Number of Participants	19	5
Number of Capacity Holders	18	3
Number of Bids	62	7

Note: Information regarding number of participants and number of bids on Bulgarian border are not detained by the Romanian TSO

# Market for Allocation of Cross-Border Capacities



## Statistics on Daily Auctions

aug.2012		Daily Auctions		1	2	3	4	5	6	7	8	9	10	11	12	13	14	15	16	17	18	19	20	21	22	23	24	25	26	27	28	29	30	31
Hungary Export	<b>Number of Participants</b>	12	9	9	7	6	7	10	10	9	10	8	5	5	7	8	9	8	7	6	8	10	13	13	10	9	5	6	11	13	12	12		
	<b>Number of Capacity Holders</b>	9	7	8	7	6	6	8	7	7	9	8	5	5	7	8	8	8	7	6	8	8	8	8	7	7	4	6	7	9	10	8		
	<b>Number of Bids</b>	25	24	25	20	14	16	20	28	22	20	17	8	13	16	19	21	18	17	9	14	22	27	24	19	25	10	17	29	28	26	25		
Hungary Import	<b>Number of Participants</b>	9	10	9	9	8	6	8	11	10	10	10	6	4	11	10	7	12	10	6	7	12	11	11	11	8	4	5	7	10	10	10		
	<b>Number of Capacity Holders</b>	9	9	9	9	8	6	8	11	10	10	9	6	4	9	8	7	11	10	6	7	11	11	10	10	8	4	5	7	10	10	9		
	<b>Number of Bids</b>	18	23	17	18	16	12	16	21	21	23	19	10	8	24	20	17	22	21	9	10	20	19	20	16	16	9	9	12	18	18	22		
Bulgaria Export	<b>Number of Participants</b>	6	7	6	6	6	4	6	7	7	6	5	5	6	7	7	6	7	5	7	7	7	8	9	8	7	5	6	8	7	7	8		
	<b>Number of Capacity Holders</b>	6	7	6	6	6	4	6	7	7	6	5	5	6	7	6	6	7	5	6	7	7	8	8	7	7	3	5	8	7	7	7		
	<b>Number of Bids</b>	10	12	10	9	9	6	9	11	12	11	9	10	10	13	12	11	12	7	10	10	10	12	13	12	13	8	9	13	13	14	15		
Bulgaria Import	<b>Number of Participants</b>	6	6	5	4	4	5	7	7	6	6	5	4	5	5	5	8	6	5	6	7	9	9	9	8	6	4	6	6	9	9	9		
	<b>Number of Capacity Holders</b>	6	6	4	4	4	5	7	7	5	6	5	4	5	5	5	7	5	5	6	7	8	8	6	7	5	4	5	6	8	7	6		
	<b>Number of Bids</b>	9	12	9	9	8	10	11	12	10	11	9	8	9	11	12	16	12	10	11	13	16	17	16	12	11	6	9	10	14	17	16		

Note:

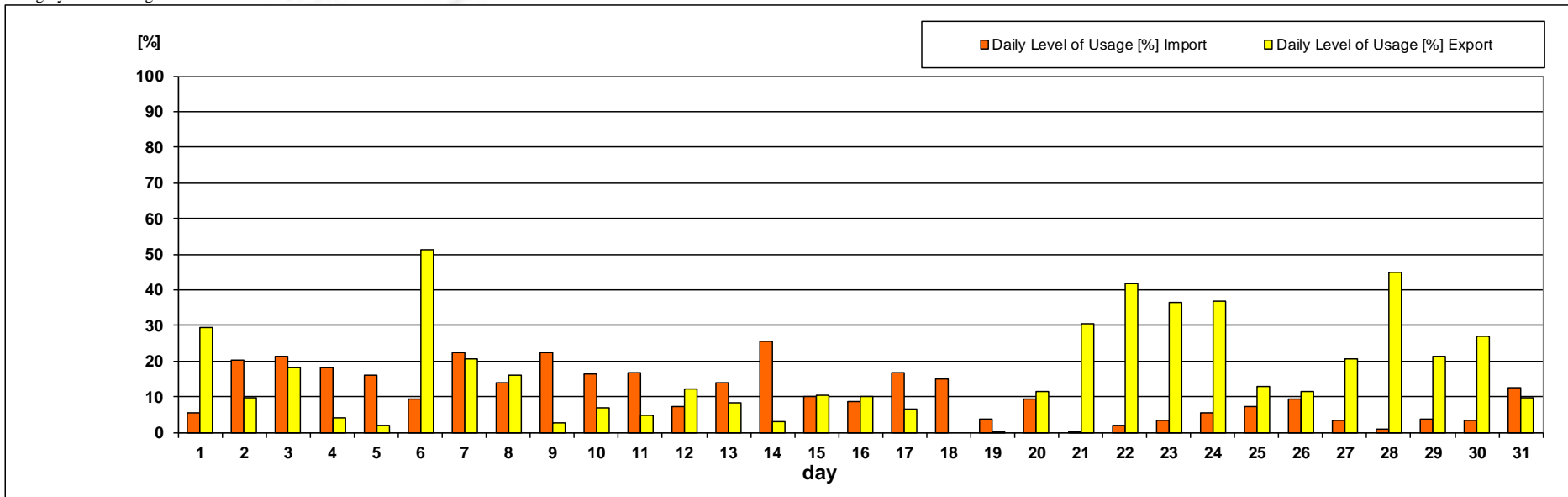
- In the table are represented the daily maximum hourly values.

# Market for Allocation of Cross-Border Capacities



## Daily Auctions on Romanian – Hungarian border Usage Level of Daily Allocated Capacity

Hungary      aug.12



Daily Level of Usage [%]

aug.2012	1	2	3	4	5	6	7	8	9	10	11	12	13	14	15	16	17	18	19	20	21	22	23	24	25	26	27	28	29	30	31
Import	5.31	20.17	21.24	18.11	15.93	9.32	22.43	13.97	22.39	16.25	16.89	7.14	13.95	25.45	9.94	8.60	16.66	15.06	3.56	9.30	0.28	1.97	3.22	5.28	7.14	9.22	3.28	0.89	3.67	3.28	12.43
Export	29.40	9.58	18.03	3.97	1.84	51.10	20.68	15.95	2.67	6.73	4.74	12.16	8.22	2.91	10.31	10.18	6.45	0.00	0.25	11.60	30.28	41.66	36.38	36.75	12.98	11.57	20.53	44.88	21.29	27.11	9.79

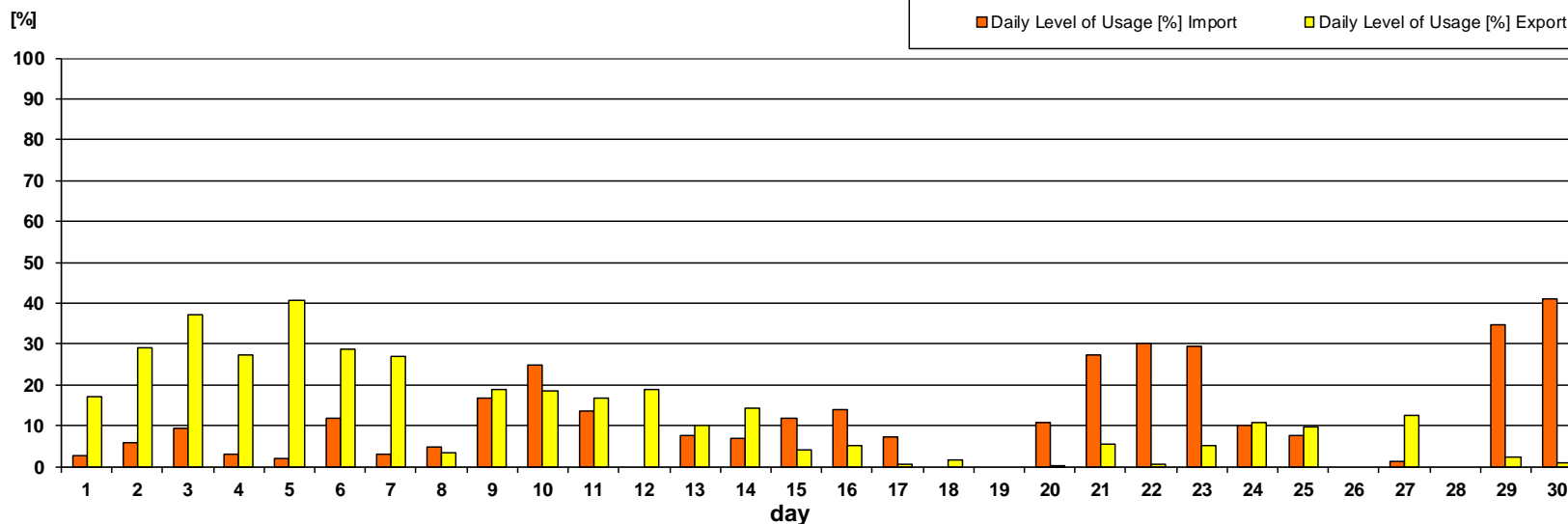
Level of usage of daily allocated capacity, calculated at monthly level, as ratio between sum of nominated daily capacities and sum of daily allocated capacities, has the following values:

- Import 11.21 [%]
- Export 14.37 [%]



## Daily Auctions on Romanian – Bulgarian border Usage Level of Daily Allocated Capacity

Bulgaria aug.12



Daily Level of Usage [%]

aug.2012	1	2	3	4	5	6	7	8	9	10	11	12	13	14	15	16	17	18	19	20	21	22	23	24	25	26	27	28	29	30	31
Import	2.62	5.65	9.24	2.92	2.00	11.72	2.99	4.91	16.71	24.94	13.57	0.00	7.52	6.97	11.78	13.93	7.19	0.00	0.00	10.73	27.39	30.28	29.44	10.10	7.64	0.00	1.37	0.00	34.54	41.07	36.17
Export	17.06	29.00	36.99	27.29	40.69	28.75	26.93	3.51	18.92	18.39	16.72	18.68	10.14	14.41	4.05	5.11	0.52	1.52	0.00	0.09	5.61	0.63	5.23	10.72	9.66	0.00	12.59	0.00	2.14	1.01	0.00

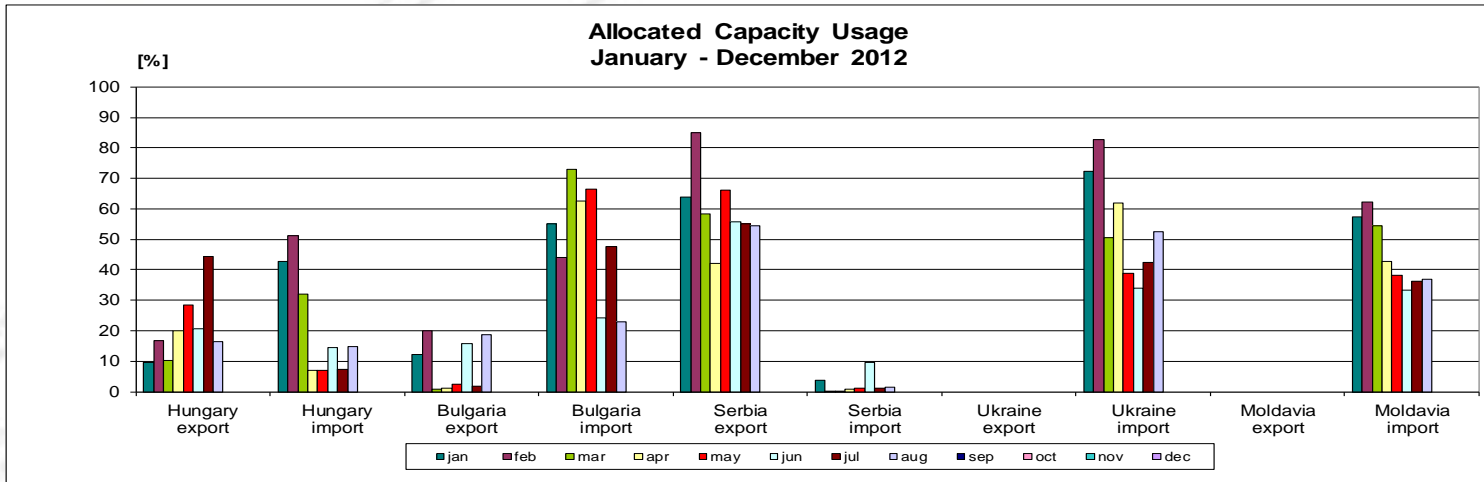
Level of usage of daily allocated capacity, calculated at monthly level, as ratio between sum of nominated daily capacities and sum of daily allocated capacities, has the following values:

- Import 11.97 [%]
- Export 11.99 [%]



**Transelectrica®**  
Societate Administrată în Sistem Dualist

# Market for Allocation of Cross-Border Capacities



[%]	Hungary export	Hungary import	Bulgaria export	Bulgaria import	Serbia export	Serbia import	Ukraine export	Ukraine import	Moldavia export	Moldavia import
jan	9.60	42.62	12.29	55.10	63.80	3.88	0.00	72.31	-	57.34
feb	16.79	51.17	20.11	44.07	85.01	0.28	0.00	82.85	-	62.18
mar	10.25	32.01	0.91	73.02	58.34	0.17	0.00	50.67	-	54.54
apr	20.05	7.00	1.00	62.71	42.05	0.82	0.00	62.06	-	42.82
may	28.28	7.14	2.51	66.36	66.22	1.23	0.00	38.94	-	38.19
jun	20.67	14.49	15.90	24.17	55.69	9.65	0.00	33.93	-	33.32
jul	44.28	7.32	1.88	47.46	55.01	1.05	0.00	42.27	-	36.13
aug	16.31	14.83	18.79	23.04	54.33	1.32	0.00	52.38	-	36.93
sep										
oct										
nov										
dec										
<b>average</b>	<b>20.78</b>	<b>22.07</b>	<b>9.17</b>	<b>49.49</b>	<b>60.06</b>	<b>2.30</b>	<b>0.00</b>	<b>54.43</b>	<b>-</b>	<b>45.18</b>

Type A

Applying type A of calculation, in August, the highest level of usage is obtained on the export direction to Serbia (54%). Compared with June and July it can be noticed that the level of usage is similar on export direction to Serbia and has increased on import direction from Ukraine.

## Type A

### calculation:

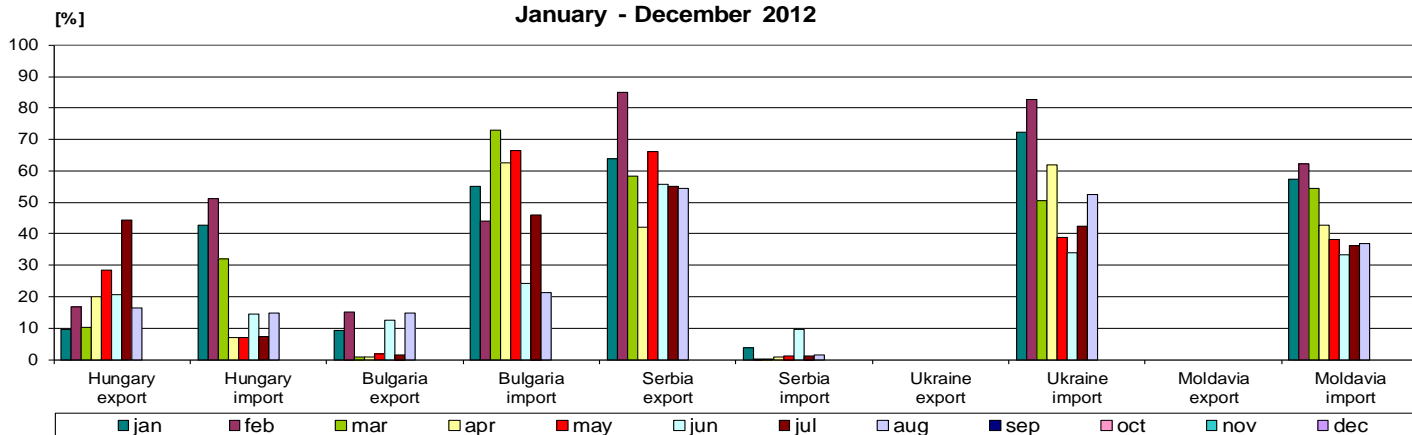
The allocated capacity level of usage on one border and direction represents the percentage ratio between the energy associated with the commercial transactions, notified during a month, and the energy associated with the allocated capacity by the Romanian and by the neighbouring side, but only to those participants who have counterparties on the other side of the border.

# Market for Allocation of Cross-Border Capacities



**Transelectrica®**  
Societate Administrată în Sistem Dualist

**Allocated Capacity Usage  
January - December 2012**



## Type B

### calculation:

The allocated capacity level of usage on one border and direction represents the percentage ratio between the energy associated with the commercial transactions, notified during a month, and the energy associated with the allocated capacity by the Romanian and by the neighbouring side, to all participants, no matter if they have counterparties on the other side of the border or not.

[%]	Hungary export	Hungary import	Bulgaria export	Bulgaria import	Serbia export	Serbia import	Ukraine export	Ukraine import	Moldavia export	Moldavia import
jan	9.60	42.62	9.12	55.10	63.80	3.88	0.00	72.31	-	57.34
feb	16.79	51.17	15.17	44.07	85.01	0.28	0.00	82.85	-	62.18
mar	10.25	32.01	0.68	73.02	58.34	0.17	0.00	50.67	-	54.54
apr	20.05	7.00	0.77	62.71	42.05	0.82	0.00	62.06	-	42.82
may	28.28	7.14	1.88	66.36	66.22	1.23	0.00	38.94	-	38.19
jun	20.67	14.49	12.44	24.17	55.69	9.48	0.00	33.93	-	33.32
jul	44.28	7.32	1.47	45.99	55.01	1.05	0.00	42.27	-	36.13
aug	16.31	14.83	14.67	21.24	54.33	1.32	0.00	52.38	-	36.93
sep										
oct										
nov										
dec										
average	20.78	22.07	7.02	49.08	60.06	2.28	0.00	54.43	-	45.18

Type B

Applying type B of calculation, the level of usage has lower values on the border with Bulgaria, this being the only difference from type A of calculation. Calculations were made using the results submitted by the neighboring TSOs.

**Public**

# Market for Allocation of Cross-Border Capacities



## Synthesis (C1, C3, HHI) on type of auction and total values

aug.12

Border	Auction												Total		
	Yearly			Monthly			Daily			Intraday			Total		
	C1 [%]	C3 [%]	HHI	C1 [%]	C3 [%]	HHI	C1 [%]	C3 [%]	HHI	C1 [%]	C3 [%]	HHI	C1 [%]	C3 [%]	HHI
<b>Hungary import</b>	34.48	86.21	2865.64	18.04	35.18	815.56	38.56	76.52	2290.75	100.00	100.00	10000.00	20.31	38.00	793.50
<b>Hungary export</b>	25.64	66.67	1742.27	20.00	48.46	1230.56	37.46	68.62	2131.29	100.00	100.00	10000.00	21.28	40.80	932.14
<b>Bulgaria import</b>	35.33	75.33	2279.11	23.33	66.67	1800.00	38.26	78.58	2630.43	-	-	-	21.69	46.19	1137.31
<b>Bulgaria export</b>	57.89	89.47	4113.57	33.33	83.33	2777.78	33.00	80.76	2469.92	-	-	-	21.93	59.01	1428.15
<b>Serbia import</b>	44.44	77.78	2839.51	25.84	72.47	2160.71	-	-	-	-	-	-	19.41	52.96	1470.96
<b>Serbia export</b>	49.33	93.33	3454.22	29.89	63.82	1780.89	-	-	-	-	-	-	23.68	53.94	1376.88
<b>Ukraine import</b>	46.00	96.00	3432.00	40.00	79.74	2745.32	-	-	-	-	-	-	34.92	76.85	2453.13
<b>Ukraine export</b>	40.00	90.00	3000.00	-	-	-	-	-	-	-	-	-	40.00	90.00	3000.00
<b>Moldavia import</b>	71.43	100.00	5918.37	-	-	-	-	-	-	-	-	-	71.43	100.00	5918.37

- Total market share was calculated as ratio between total allocated capacity per each participant (at yearly, monthly, daily and intra-day auctions) and total allocated capacity per border and direction (at yearly, monthly, daily and intra-day auctions).
- Serbian border contains only results from auctions organized by Romanian TSO.



**Transelectrica®**  
Societate Administrată în Sistem Dualist

## Transelectrica - Market Monitoring Department

### **Contact persons:**

*Octavia Unguroiu - Phone: 021 3035636;*

*Mihaela Petrescu - Phone: 021 3035633;*

*Ioana Craciun - Phone: 021 3035668;*

## Transelectrica - Operational Planning and Analysis Department

### **Contact person:**

*Emanuel Ionita - Phone: 021 3035655*

**Email: [monitorizare@transelectrica.ro](mailto:monitorizare@transelectrica.ro)**

**Fax: 021 3035630**