



Transelectrica®

Compania Națională  
de Transport  
al Energiei Electrice

WE LEAD THE POWER

# MARKET MONITORING REPORT

## Market for Allocation of Cross-Border Capacities

**January 2012**

# Abbreviations



**ANRE - Romanian Energy Regulatory Authority**

**HHI - Herfindahl-Hirschman Index**

**BRP - Balance Responsible Party**

**BM - Balancing Market**

**DAM - Day Ahead Market**

**TSO - Transmission System Operator**

**DU – Dispatchable Unit**

**PN – Physical Notification**

**NDC - National Dispatching Center**

**C1 – The market share of the largest market participant**

**C3 – Total market share of top 3 market participants**

**NPS – Minimum number of residual generators**

**TTC – Total Transfer Capacity**

**NTC – Net Transfer Capacity**

**ATC – Available Transfer Capacity**



According to the Commercial Code, Transelectrica, the Romanian Transmission System Operator, operates and monitors the activity of 3 types of markets: Balancing Market, Ancillary Services Market and Market for Allocation of Cross-Border Capacities.

Using the records from the markets data bases, Transelectrica prepares daily, weekly and monthly monitoring reports. A part of the data included in these reports (those data which are not confidential) is published on the websites **[www.transelectrica.ro](http://www.transelectrica.ro)**



# General Remarks

- According to the agreements between Transelectrica and neighbors for year 2012 :
  - ✓ on the Bulgarian border, the bilateral coordinated allocation is done for 100% of total capacity:
    - by ESO EAD for long term auctions;
    - by Transelectrica for daily and intra-day auctions. At daily and intra-day auctions it is applied the “netting” principle.
  - ✓ on the Hungarian border, the bilateral coordinated allocation, is done for 100% of total capacity:
    - by Transelectrica daily auctions and intra-day auctions;
    - by MAVIR long term auctions. At daily and intra-day auctions it is applied the “netting” principle.
  - ✓ on the Serbian border, long term auctions for 50% of total net transfer capacity are held by Transelectrica, the remaining of 50% being allocated by the neighboring TSO.
- Starting with March 2010 auctions are held on Damas platform, with euro currency trading.
- Long term auction results on the Bulgarian border (offered prices, auction prices, requested and allocated capacities) are provided by the Bulgarian TSO.
- The intra-day allocation is done in two auction sessions for time intervals: 00:00-12:00 and 12:00-24:00.
- In 2012 annual auctions were held for:
  - ✓ export / import to Hungary (01.01 – 31.12.2012);
  - ✓ export / import to Serbia (01.01 – 31.12.2012);
  - ✓ export Bulgaria (01.01 – 31.12.2012);
  - ✓ import Bulgaria (01.01 – 31.03.2012, 01.04 – 30.09.2012, 01.10 – 31.12.2012);
  - ✓ export / import to Ukraine (01.01 – 31.12.2012);
  - ✓ import Moldavia (01.01 – 31.12: *OHL 110 kV Stanca – Costesti, OHL 110 kV Cioara - Husi*, 01.01 – 31.03 and 01.04 – 31.12.2012: *OHL 400 kV Isaccea - Vulcanesti*).

- In January, auctions were held for:
  - ✓ export to Hungary (01.01 – 15.01.2012, 16.01 – 31.01.2012);
  - ✓ import Hungary (01.01 – 15.01.2012, 16.01 – 26.01.2012, 27.01 – 31.01.2012);
  - ✓ export Serbia (01.01 – 31.01.2012);
  - ✓ import Serbia (01.01 – 15.01.2012, 16.01 – 26.01.2012, 27.01 – 31.01.2012);
  - ✓ export / import Bulgaria (01.01 – 31.01.2012);
  - ✓ import Ukraine (01.01 – 31.01.2012).
- On export direction to Bulgaria 75 MW were not allocated. The requested capacity on Bulgarian border is not detained by the Romanian TSO.
- Usage of allocated capacity on Ukrainian and Moldavian border is restricted by Ukrainian TSO agreement and respectively by distributor area agreement were is realize the consumption's isle.

# Market for Allocation of Cross-Border Capacities

## Annual auction Results of 01 January – 31 December 2012

	Prices [euro/MW/h]	Capacities [MW]					
	Results	TTC	NTC	ATC	Requested	Alocated	Final Rights***
<b>Hungary export*</b>							
<i>01 January - 31 December 2012</i>	1.64	300	200	200	945	195	195
<b>Hungary import*</b>							
<i>01 January - 31 December 2012</i>	0.18	250	150	150	755	145	145
<b>Bulgaria export*</b>							
<i>01 January - 31 December 2012</i>	0.50	300	200	200	-	190	190
<b>Bulgaria import*</b>							
<i>01 January - 31 March 2012</i>	7.24	200	100	100	-	100	100
<i>01 April - 30 September 2012</i>	3.16	250	150	150	-	150	150
<i>01 October - 31 December 2012</i>	5.24	200	100	100	-	100	100
<b>Serbia export</b>							
<i>01 January - 31 December 2012</i>	3.15	250	150	75	382	75	150
<b>Serbia import</b>							
<i>01 January - 31 December 2012</i>	0.11	200	100	50	220	50	100
<b>Ukraine export</b>							
<i>01 January - 31 December 2012</i>	0.13	150	50	50	100	50	50
<b>Ukraine import</b>							
<i>01 January - 31 December 2012</i>	0.33	150	50	50	120	50	50
<b>Moldavia export</b>							
<i>01 January - 31 December 2012</i>	-	-	-	-	-	-	-
<b>Moldavia import</b>							
<i>01 January - 31 March 2012</i>	0.00	-	175	175	175	175	175
<i>01 April - 31 December 2012</i>	0.00	-	175	175	175	175	175

\* total values

\*\* final rights = annual allocated capacities (border and direction total values) after withdrawals, withdrawal of rights if the contractual obligations haven't been accomplished.

# Market for Allocation of Cross-Border Capacities

## Monthly auction. Results of 01 - 31 January 2012

	Prices [euro/MW/h]	Capacities [MW]						
	Results	TTC**	NTC**	ATC	AAC	Requested	Alocated	Final Rights***
<b>Hungary export</b>								
01 - 15 January 2012	0.06	450	350	155	195	385	155	350
16 - 31 January 2012	0.06	550	450	255	195	385	255	450
<b>Hungary import</b>								
01 - 15 January 2012	0.41	500	400	255	145	925	255	400
16 - 26 January 2012	0.41	650	550	405	145	925	400	545
27 - 31 January 2012	0.41	550	450	305	145	925	305	450
<b>Bulgaria export</b>								
01 - 31 January 2012	0.00	450	350	160	190	-	85	275
<b>Bulgaria import</b>								
01 - 31 January 2012	14.17	250	150	50	100	-	50	150
<b>Serbia export</b>								
01 - 31 January 2012	2.94	800	700	275	75	660	275	700
<b>Serbia import</b>								
01 - 15 January 2012	0.05	450	350	125	50	195	125	349
16 - 26 January 2012	0.00	550	450	175	50	175	175	440
27 - 31 January 2012	0.05	450	350	125	50	185	125	350
<b>Ukraine export</b>								
01 - 31 January 2012	-	150	50	0	50	-	-	50
<b>Ukraine import</b>								
01 - 31 January 2012	1.26	250	150	100	50	223	100	150
<b>Moldavia export</b>								
01 - 31 January 2012	-	-	-	-	-	-	-	-
<b>Moldavia import</b>								
01 - 31 January 2012	-	175	175	0	175	-	-	175

\*\* total values

\*\*\* final rights = monthly allocated capacities + annual allocated capacities (border and direction total values) after withdrawals.





# Market for Allocation of Cross-Border Capacities

Monthly auction  
01 - 31 January 2012

Border	Auction												Total		
	Yearly			Monthly			Daily			Intraday					
	C1 [%]	C3 [%]	HHI	C1 [%]	C3 [%]	HHI	C1 [%]	C3 [%]	HHI	C1 [%]	C3 [%]	HHI	C1 [%]	C3 [%]	HHI
<b>Hungary import</b>	34.48	86.21	2865.64	37.54	86.26	2710.12	23.60	56.20	1424.98	100.00	100.00	10000.00	16.21	44.02	960.67
<b>Hungary export</b>	25.64	66.67	1742.27	19.75	49.26	1148.67	26.70	61.52	1636.48	100.00	100.00	10000.00	16.40	40.12	846.04
<b>Bulgaria import</b>	70.00	90.00	5200.00	40.00	100.00	3408.00	43.56	80.94	2796.08	-	-	-	40.30	68.55	2242.63
<b>Bulgaria export</b>	57.89	89.47	4113.57	35.29	64.71	2110.73	54.19	77.69	3345.51	-	-	-	25.79	59.11	1393.20
<b>Serbia import</b>	40.00	70.00	2400.00	23.50	54.01	1485.64	-	-	-	-	-	-	17.41	42.59	1096.60
<b>Serbia export</b>	49.33	93.33	3454.22	32.73	78.18	2297.52	-	-	-	-	-	-	27.14	73.43	2001.47
<b>Ukraine import</b>	46.00	96.00	3432.00	40.00	100.00	3400.00	-	-	-	-	-	-	35.33	90.00	2914.67
<b>Ukraine export</b>	40.00	90.00	3000.00	-	-	-	-	-	-	-	-	-	40.00	90.00	3000.00
<b>Moldavia import</b>	71.43	100.00	5918.37	-	-	-	-	-	-	-	-	-	71.43	100.00	5918.37

•Serbian border contains only results from auctions organized by Romanian TSO.





# Market for Allocation of Cross-Border Capacities

## Statistics on Monthly Auction

Jan. 2012		1	2	3	4	5	6	7	8	9	10	11	12	13	14	15	16	17	18	19	20	21	22	23	24	25	26	27	28	29	30	31
Hungary export	Number of Participants	15	15	15	15	15	15	15	15	15	15	15	15	15	15	15	15	15	15	15	15	15	15	15	15	15	15	15	15	15	15	15
	Number of Capacity Holders	13	13	13	13	13	13	13	13	13	13	13	13	13	13	13	13	13	13	13	13	13	13	13	13	13	13	13	13	13	13	13
	Number of Bids	49	49	49	49	49	49	49	49	49	49	49	49	49	49	49	49	49	49	49	49	49	49	49	49	49	49	49	49	49	49	49
Hungary import	Number of Participants	15	15	15	15	15	15	15	15	15	15	15	15	15	15	15	15	15	15	15	15	15	15	15	15	15	15	15	15	15	15	
	Number of Capacity Holders	7	7	7	7	7	7	7	7	7	7	7	7	7	7	7	7	7	7	7	7	7	7	7	7	7	7	7	7	7	7	
	Number of Bids	66	66	66	66	66	66	66	66	66	66	66	66	66	66	66	66	66	66	66	66	66	66	66	66	66	66	66	66	66	66	
Bulgaria export	Number of Participants	-	-	-	-	-	-	-	-	-	-	-	-	-	-	-	-	-	-	-	-	-	-	-	-	-	-	-	-	-	-	
	Number of Capacity Holders	6	6	6	6	6	6	6	6	6	6	6	6	6	6	6	6	6	6	6	6	6	6	6	6	6	6	6	6	6	6	
	Number of Bids	-	-	-	-	-	-	-	-	-	-	-	-	-	-	-	-	-	-	-	-	-	-	-	-	-	-	-	-	-	-	-
Bulgaria import	Number of Participants	-	-	-	-	-	-	-	-	-	-	-	-	-	-	-	-	-	-	-	-	-	-	-	-	-	-	-	-	-	-	
	Number of Capacity Holders	3	3	3	3	3	3	3	3	3	3	3	3	3	3	3	3	3	3	3	3	3	3	3	3	3	3	3	3	3	3	
	Number of Bids	-	-	-	-	-	-	-	-	-	-	-	-	-	-	-	-	-	-	-	-	-	-	-	-	-	-	-	-	-	-	-
Serbia export	Number of Participants	12	12	12	12	12	12	12	12	12	12	12	12	12	12	12	12	12	12	12	12	12	12	12	12	12	12	12	12	12	12	
	Number of Capacity Holders	7	7	7	7	7	7	7	7	7	7	7	7	7	7	7	7	7	7	7	7	7	7	7	7	7	7	7	7	7	7	
	Number of Bids	50	50	50	50	50	50	50	50	50	50	50	50	50	50	50	50	50	50	50	50	50	50	50	50	50	50	50	50	50	50	
Serbia import	Number of Participants	9	9	9	9	9	9	9	9	9	9	9	9	9	9	9	8	8	8	8	8	8	8	8	8	8	8	8	8	8	8	
	Number of Capacity Holders	9	9	9	9	9	9	9	9	9	9	9	9	9	9	9	8	8	8	8	8	8	8	8	8	8	8	8	8	8	8	
	Number of Bids	18	18	18	18	18	18	18	18	18	18	18	18	18	18	18	16	16	16	16	16	16	16	16	16	16	16	16	16	16	16	
Ukraine export	Number of Participants	-	-	-	-	-	-	-	-	-	-	-	-	-	-	-	-	-	-	-	-	-	-	-	-	-	-	-	-	-	-	
	Number of Capacity Holders	-	-	-	-	-	-	-	-	-	-	-	-	-	-	-	-	-	-	-	-	-	-	-	-	-	-	-	-	-	-	
	Number of Bids	-	-	-	-	-	-	-	-	-	-	-	-	-	-	-	-	-	-	-	-	-	-	-	-	-	-	-	-	-	-	
Ukraine import	Number of Participants	5	5	5	5	5	5	5	5	5	5	5	5	5	5	5	5	5	5	5	5	5	5	5	5	5	5	5	5	5	5	
	Number of Capacity Holders	3	3	3	3	3	3	3	3	3	3	3	3	3	3	3	3	3	3	3	3	3	3	3	3	3	3	3	3	3	3	
	Number of Bids	22	22	22	22	22	22	22	22	22	22	22	22	22	22	22	22	22	22	22	22	22	22	22	22	22	22	22	22	22	22	

Jan. 2012	Maxim	Minim
Number of Participants	15	5
Number of Capacity Holders	13	3
Number of Bids	66	16

• Number of participants and number of bids on Bulgarian border are not available.

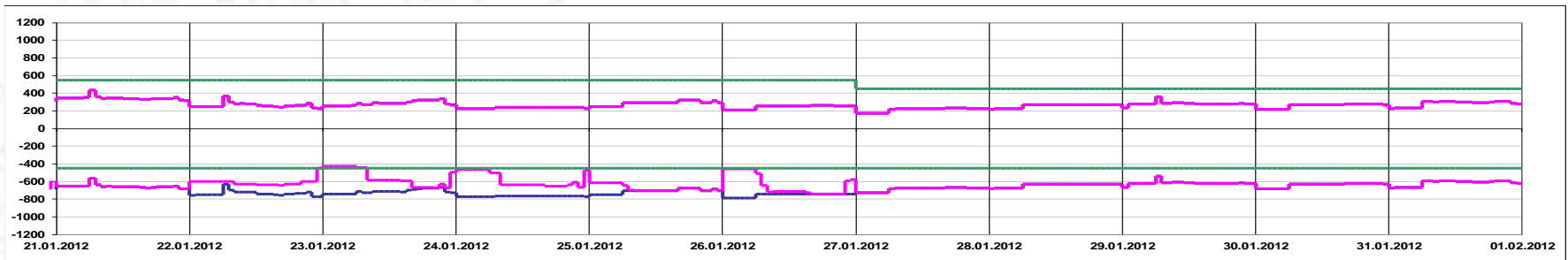
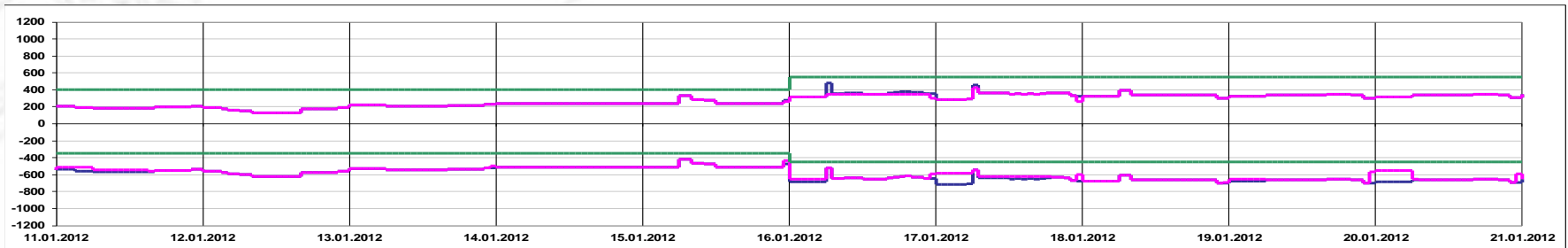
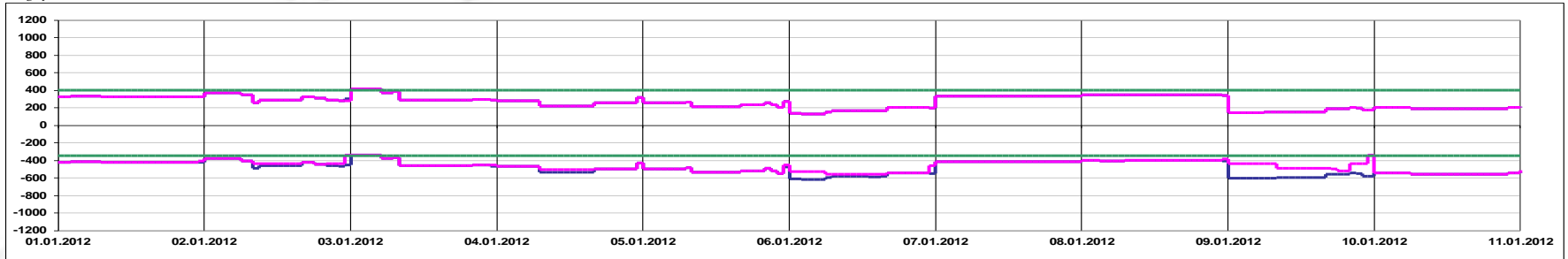
Public



# Market for Allocation of Cross-Border Capacities

## Daily Auctions on Romanian – Hungarian border

Hungary Jan. 2012



Offered Capacity on Daily Auction Import (+) / Export (-) [MW]

Allocated Capacity on Daily Auction Import (+) / Export (-) [MW]

Net Transfer Capacity (NTC) Import (+) / Export (-) [MW]

**Public**



# Market for Allocation of Cross-Border Capacities

Daily Auctions on Romanian – Hungarian border

Auction Price  
[Euro/MW/h] - Export

day	1	2	3	4	5	6	7	8	9	10	11	12	13	14	15	16	17	18	19	20	21	22	23	24	Max		
1	0.05	0.05	0.05	0.05	0.05	0.05	0.05	0.05	0.05	0.05	0.05	0.05	0.05	0.05	0.05	0.05	0.05	0.05	0.05	0.05	0.05	0.05	0.05	0.05	0.00	0.05	
2	0.01	0.01	0.01	0.01	0.01	0.01	0.01	0.01	0.00	0.00	0.00	0.00	0.00	0.00	0.00	0.00	0.01	0.01	0.01	0.01	0.01	0.01	0.01	0.01	0.00	0.01	
3	0.50	0.50	0.50	0.50	0.50	0.13	0.13	0.13	0.05	0.05	0.05	0.05	0.05	0.05	0.05	0.05	0.08	0.08	0.08	0.08	0.08	0.08	0.08	0.08	0.00	0.50	
4	0.01	0.01	0.01	0.01	0.01	0.01	0.01	0.00	0.00	0.00	0.00	0.00	0.00	0.00	0.00	0.00	0.01	0.01	0.01	0.01	0.01	0.01	0.01	0.01	0.05	0.05	
5	0.01	0.01	0.01	0.01	0.01	0.01	0.01	0.01	0.01	0.01	0.01	0.01	0.01	0.01	0.01	0.01	0.01	0.01	0.01	0.01	0.01	0.01	0.01	0.01	0.00	0.01	
6	0.00	0.00	0.00	0.00	0.00	0.00	0.00	0.00	0.00	0.00	0.00	0.00	0.00	0.00	0.00	0.00	0.01	0.01	0.01	0.01	0.01	0.01	0.01	0.01	0.00	0.01	
7	0.05	0.05	0.05	0.05	0.05	0.05	0.05	0.05	0.05	0.05	0.05	0.05	0.05	0.05	0.05	0.05	0.07	0.07	0.07	0.07	0.07	0.07	0.07	0.07	0.05	0.07	
8	0.05	0.05	0.05	0.05	0.05	0.05	0.05	0.05	0.05	0.05	0.05	0.05	0.05	0.05	0.05	0.05	0.05	0.05	0.05	0.05	0.05	0.05	0.08	0.05	0.00	0.08	
9	0.00	0.00	0.00	0.00	0.00	0.00	0.00	0.00	0.00	0.00	0.00	0.00	0.00	0.00	0.00	0.00	0.00	0.00	0.00	0.00	0.00	0.00	0.00	0.00	0.00	0.00	
10	0.05	0.05	0.05	0.05	0.05	0.05	0.05	0.05	0.05	0.05	0.05	0.05	0.05	0.05	0.05	0.05	0.05	0.05	0.05	0.05	0.05	0.05	0.05	0.05	0.03	0.05	
11	0.00	0.00	0.00	0.00	0.00	0.00	0.00	0.00	0.00	0.00	0.00	0.00	0.00	0.00	0.00	0.00	0.03	0.03	0.03	0.03	0.03	0.03	0.05	0.05	0.01	0.05	
12	0.05	0.05	0.05	0.03	0.03	0.03	0.01	0.01	0.01	0.01	0.01	0.01	0.01	0.01	0.01	0.01	0.02	0.02	0.02	0.02	0.02	0.02	0.02	0.03	0.02	0.05	
13	0.01	0.01	0.01	0.01	0.01	0.01	0.01	0.01	0.01	0.01	0.01	0.01	0.01	0.01	0.01	0.01	0.01	0.01	0.01	0.01	0.01	0.01	0.01	0.03	0.00	0.03	
14	0.03	0.03	0.03	0.03	0.03	0.01	0.01	0.01	0.03	0.03	0.03	0.03	0.03	0.03	0.03	0.03	0.03	0.03	0.03	0.03	0.03	0.03	0.03	0.05	0.05	0.01	0.05
15	0.07	0.07	0.07	0.07	0.07	0.07	0.07	0.07	0.07	0.07	0.07	0.07	0.07	0.07	0.07	0.07	0.07	0.07	0.07	0.07	0.07	0.07	0.07	0.11	0.20	0.00	0.20
16	0.00	0.00	0.00	0.00	0.00	0.00	0.11	0.02	0.02	0.01	0.01	0.01	0.01	0.01	0.01	0.01	0.01	0.01	0.01	0.01	0.01	0.01	0.01	0.01	0.01	0.00	0.11
17	0.00	0.00	0.00	0.00	0.00	0.00	0.01	0.00	0.00	0.00	0.00	0.00	0.00	0.00	0.00	0.00	0.00	0.00	0.00	0.00	0.01	0.01	0.01	0.01	0.05	0.00	0.05
18	0.02	0.02	0.02	0.02	0.02	0.02	0.05	0.05	0.03	0.03	0.03	0.03	0.03	0.03	0.03	0.03	0.03	0.05	0.05	0.05	0.05	0.05	0.05	0.05	0.00	0.05	
19	0.00	0.00	0.00	0.00	0.00	0.00	0.03	0.03	0.03	0.03	0.03	0.03	0.03	0.03	0.03	0.03	0.03	0.05	0.05	0.05	0.05	0.03	0.03	0.03	0.00	0.05	
20	0.00	0.00	0.00	0.00	0.00	0.00	0.00	0.03	0.05	0.05	0.05	0.05	0.05	0.05	0.05	0.05	0.05	0.07	0.07	0.07	0.07	0.03	0.03	0.06	0.00	0.07	
21	0.03	0.03	0.03	0.03	0.03	0.03	0.13	0.07	0.07	0.07	0.07	0.07	0.07	0.07	0.07	0.07	0.07	0.07	0.07	0.07	0.07	0.07	0.07	0.06	0.01	0.13	
22	0.00	0.00	0.00	0.00	0.00	0.00	0.00	0.00	0.00	0.00	0.00	0.00	0.00	0.00	0.00	0.00	0.00	0.00	0.00	0.00	0.00	0.00	0.00	0.00	0.00	0.00	
23	0.00	0.00	0.00	0.00	0.00	0.00	0.00	0.00	0.00	0.00	0.00	0.00	0.00	0.00	0.00	0.00	0.00	0.00	0.00	0.00	0.00	0.00	0.05	0.00	0.00	0.05	
24	0.00	0.00	0.00	0.00	0.00	0.00	0.00	0.00	0.00	0.00	0.00	0.00	0.00	0.00	0.00	0.00	0.00	0.00	0.00	0.00	0.00	0.00	0.00	0.00	0.00	0.00	
25	0.00	0.00	0.00	0.00	0.00	0.00	0.00	0.00	0.00	0.07	0.12	0.12	0.12	0.12	0.12	0.12	0.17	0.51	0.51	0.51	0.51	0.51	0.25	0.17	0.02	0.51	
26	0.00	0.00	0.00	0.00	0.00	0.00	0.00	0.00	0.00	0.00	0.00	0.00	0.00	0.00	0.00	0.00	0.01	0.01	0.01	0.01	0.01	0.01	0.05	0.00	0.00	0.05	
27	0.04	0.04	0.04	0.04	0.04	0.04	0.05	0.05	0.05	0.05	0.05	0.05	0.05	0.05	0.05	0.05	0.15	0.17	0.17	0.15	0.09	0.15	0.17	0.05	0.00	0.17	
28	0.03	0.03	0.03	0.03	0.03	0.03	0.10	0.10	0.10	0.10	0.10	0.10	0.10	0.10	0.10	0.10	0.10	0.10	0.10	0.10	0.10	0.10	0.10	0.10	0.10	0.00	0.10
29	0.03	0.08	0.08	0.08	0.08	0.08	0.13	0.13	0.13	0.13	0.13	0.13	0.13	0.13	0.10	0.10	0.10	0.10	0.10	0.10	0.10	0.10	0.10	0.10	0.08	0.08	0.13
30	0.05	0.05	0.05	0.05	0.05	0.05	0.05	0.13	0.13	0.13	0.13	0.13	0.13	0.13	0.13	0.13	0.13	0.13	0.13	0.13	0.13	0.13	0.13	0.13	0.10	0.06	0.13
31	0.04	0.04	0.04	0.04	0.04	0.04	0.05	0.10	0.10	0.10	0.10	0.10	0.10	0.10	0.10	0.10	0.55	1.00	1.00	1.00	1.00	1.00	1.00	1.00	1.00	0.04	1.00

Hungary Jan. 2012

Public



# Market for Allocation of Cross-Border Capacities

Daily Auctions on Romanian – Hungarian border

Auction Price  
[Euro/MW/h] - Import

day	1	2	3	4	5	6	7	8	9	10	11	12	13	14	15	16	17	18	19	20	21	22	23	24	Max		
1	0.14	0.14	0.14	0.14	0.14	0.14	0.14	0.14	0.14	0.14	0.14	0.14	0.14	0.14	0.14	0.14	0.14	0.14	0.14	0.14	0.14	0.14	0.14	0.03	0.14		
2	0.01	0.01	0.01	0.01	0.01	0.01	0.01	0.01	0.05	0.03	0.03	0.03	0.03	0.03	0.03	0.03	0.01	0.01	0.03	0.03	0.03	0.03	0.03	0.03	0.00	0.05	
3	0.23	0.23	0.30	0.30	0.30	0.66	0.23	0.23	1.13	1.13	1.13	1.13	1.13	1.13	1.13	1.13	1.13	1.11	1.11	1.11	1.05	1.05	1.13	0.08	1.13		
4	1.00	1.00	1.00	1.00	1.00	1.00	1.00	1.00	1.86	1.86	1.86	1.86	1.86	1.86	1.86	1.86	1.00	1.00	1.00	1.00	1.00	1.00	1.00	1.00	0.05	1.86	
5	1.95	2.00	2.30	2.30	2.00	2.00	0.70	0.15	0.66	0.66	1.86	1.86	1.86	1.86	1.86	1.86	1.05	1.05	1.05	1.05	1.05	1.05	1.05	0.15	0.03	2.30	
6	1.53	1.53	1.53	1.53	1.53	1.53	1.11	0.67	1.11	1.11	1.11	1.11	1.11	1.11	1.11	1.11	0.51	0.13	0.13	0.13	0.50	0.50	0.51	0.03	1.53		
7	0.10	0.10	0.10	0.10	0.10	0.10	0.10	0.05	0.10	0.10	0.10	0.10	0.10	0.10	0.10	0.10	0.05	0.05	0.05	0.05	0.05	0.05	0.05	0.05	0.05	0.10	
8	0.05	0.05	0.05	0.05	0.05	0.05	0.05	0.05	0.05	0.05	0.05	0.05	0.05	0.05	0.05	0.05	0.05	0.05	0.05	0.05	0.05	0.05	0.05	0.05	0.03	0.05	
9	1.51	1.51	1.51	1.51	1.51	1.51	1.51	1.51	0.13	0.13	0.13	0.13	0.13	0.13	0.13	0.13	0.03	0.03	0.03	0.03	0.03	0.03	0.03	0.25	0.03	1.51	
10	0.66	0.66	0.66	0.66	1.00	1.00	0.60	1.00	1.00	1.00	1.00	1.00	1.00	1.00	1.00	1.00	1.00	1.00	1.00	1.00	1.00	1.00	1.00	0.60	0.06	1.00	
11	0.25	0.25	0.25	0.25	0.66	0.66	0.66	0.66	0.66	0.66	1.05	1.05	1.05	1.05	1.05	1.05	0.66	0.66	0.66	0.66	0.22	0.22	0.22	0.05	1.05		
12	0.15	0.15	0.15	0.15	1.01	1.05	0.15	0.15	1.05	1.05	1.05	1.05	1.05	1.05	1.05	1.22	0.15	0.15	1.00	1.00	1.00	0.15	0.05	0.05	0.05	1.22	
13	0.20	0.11	0.11	0.11	0.11	0.20	0.05	0.05	0.05	0.05	0.05	0.05	0.05	0.05	0.05	0.05	0.05	0.05	0.05	0.05	0.05	0.05	0.05	0.05	0.03	0.20	
14	0.05	0.05	0.05	0.03	0.03	0.03	0.02	0.02	0.03	0.03	0.03	0.03	0.03	0.03	0.03	0.03	0.03	0.03	0.03	0.03	0.03	0.03	0.03	0.03	0.01	0.05	
15	0.07	0.07	0.07	0.07	0.07	0.07	0.01	0.01	0.07	0.05	0.05	0.05	0.07	0.07	0.07	0.11	0.11	0.11	0.11	0.07	0.07	0.07	0.07	0.00	0.00	0.11	
16	0.01	0.01	0.01	0.01	0.01	0.01	0.00	0.00	0.00	0.00	0.00	0.00	0.01	0.00	0.00	0.00	0.00	0.00	0.00	0.00	0.00	0.00	0.00	0.00	0.00	0.01	
17	0.05	0.05	0.05	0.05	0.05	0.11	0.00	0.01	0.01	0.01	0.01	0.01	0.01	0.01	0.01	0.01	0.01	0.01	0.01	0.01	0.01	0.01	0.01	0.01	0.00	0.11	
18	0.07	0.07	0.07	0.07	0.07	0.07	0.05	0.05	0.07	0.07	0.07	0.07	0.07	0.10	0.10	0.07	0.05	0.05	0.03	0.03	0.03	0.03	0.03	0.07	0.03	0.10	
19	0.03	0.03	0.03	0.03	0.05	0.05	0.03	0.02	0.03	0.03	0.03	0.03	0.03	0.03	0.03	0.03	0.03	0.03	0.03	0.03	0.03	0.03	0.03	0.03	0.03	0.05	
20	0.05	0.05	0.05	0.05	0.05	0.05	0.03	0.05	0.05	0.03	0.03	0.03	0.03	0.03	0.03	0.03	0.03	0.03	0.03	0.03	0.03	0.03	0.03	0.03	0.05	0.01	0.05
21	0.07	0.07	0.07	0.07	0.07	0.07	0.02	0.07	0.07	0.07	0.07	0.07	0.07	0.07	0.07	0.07	0.08	0.07	0.07	0.07	0.07	0.07	0.07	0.08	0.05	0.08	
22	0.50	0.50	0.50	0.50	0.50	0.50	0.05	0.20	0.15	0.12	0.15	0.15	0.20	0.20	0.20	0.20	0.20	0.20	0.20	0.20	0.20	0.20	0.15	0.50	0.05	0.50	
23	0.05	0.05	0.05	0.05	0.05	0.05	0.05	0.05	0.05	0.05	0.05	0.05	0.05	0.05	0.05	0.05	0.05	0.05	0.05	0.05	0.05	0.05	0.05	0.05	0.00	0.05	
24	3.05	3.05	3.05	3.05	3.05	3.05	2.00	3.05	3.05	1.57	1.57	1.57	1.57	1.57	1.57	3.05	3.05	3.05	3.05	3.05	3.05	3.05	3.05	3.05	3.05	3.05	3.05
25	0.81	0.81	0.81	0.81	0.81	0.81	0.56	0.56	0.56	0.56	0.56	0.56	0.56	0.56	0.56	0.78	0.56	0.56	0.50	0.50	0.56	0.56	0.56	0.56	0.56	0.81	
26	2.05	2.05	2.05	2.05	2.05	2.05	1.05	1.05	1.05	1.05	1.05	1.05	1.05	1.05	1.05	1.05	1.05	1.05	1.55	1.55	1.55	1.55	2.05	1.05	1.05	2.05	
27	0.75	0.75	0.75	0.75	0.75	0.75	0.21	0.56	0.75	0.75	0.75	0.75	0.75	0.75	0.75	1.05	0.75	2.00	2.00	2.00	2.00	3.00	2.00	0.56	3.00	3.00	
28	0.10	0.07	0.07	0.07	0.10	0.10	0.05	0.05	0.03	0.03	0.03	0.03	0.03	0.10	0.10	0.07	0.07	0.03	0.03	0.03	0.03	0.03	0.03	0.03	0.03	0.10	
29	0.10	0.07	0.07	0.07	0.07	0.07	0.05	0.07	0.07	0.07	0.07	0.07	0.07	0.07	0.07	0.07	0.07	0.07	0.10	0.10	0.10	0.10	0.10	0.10	0.05	0.10	
30	0.07	0.07	0.07	0.07	0.07	0.07	0.05	0.05	0.05	0.05	0.05	0.05	0.05	0.05	0.05	0.05	0.03	0.03	0.05	0.05	0.05	0.05	0.05	0.05	0.00	0.07	
31	0.07	0.07	0.07	0.07	0.12	0.12	0.05	0.05	0.05	0.05	0.05	0.05	0.05	0.05	0.05	0.05	0.05	0.05	0.05	0.05	0.05	0.05	0.05	0.07	0.05	0.12	

Hungary Jan.2012

Public

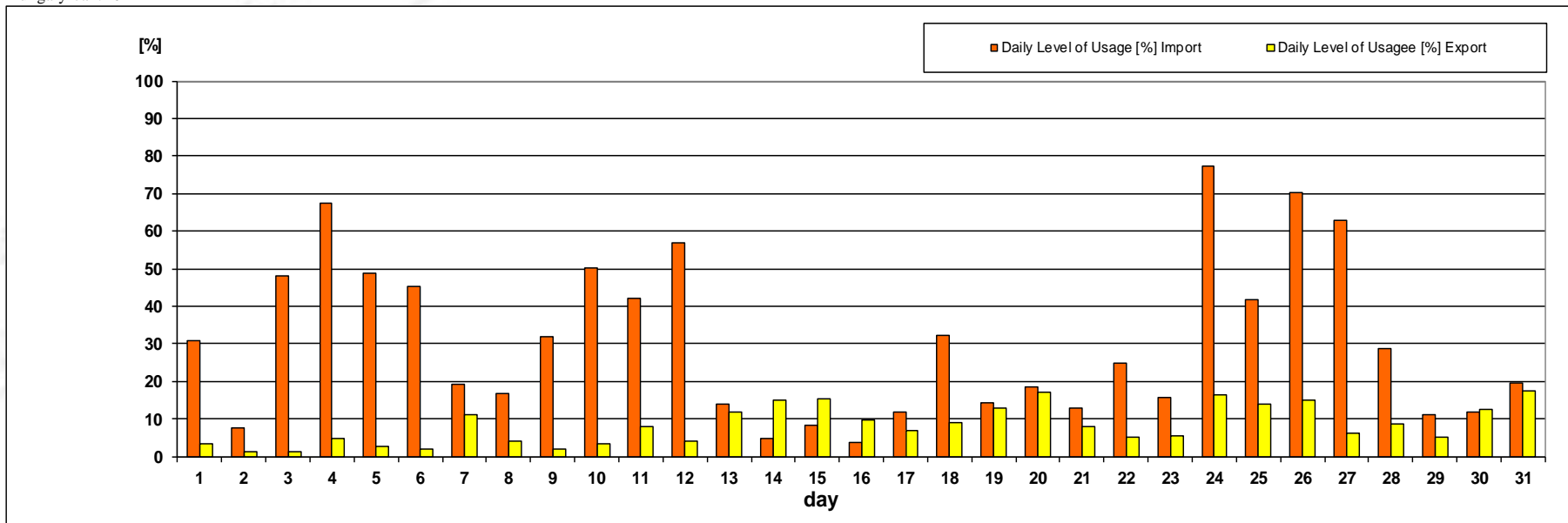


# Market for Allocation of Cross-Border Capacities

## Daily Auctions on Romanian – Hungarian border

### Usage Level of Daily Allocated Capacity

Hungary Jan. 2012



Daily Level of Usage [%]

Jan. 2012	1	2	3	4	5	6	7	8	9	10	11	12	13	14	15	16	17	18	19	20	21	22	23	24	25	26	27	28	29	30	31
Import	30.91	7.71	48.04	67.59	48.82	45.41	19.13	16.81	31.72	50.06	42.10	56.76	13.84	4.68	8.39	3.62	11.64	32.29	14.34	18.64	12.71	24.81	15.55	77.11	41.63	70.18	62.80	28.63	11.09	11.78	19.50
Export	3.33	1.21	1.25	4.59	2.52	1.94	11.26	3.98	2.07	3.49	7.89	4.04	11.85	14.98	15.44	9.69	6.86	8.99	12.73	16.99	7.77	5.09	5.39	16.22	14.03	14.90	6.02	8.74	5.27	12.60	17.26

Level of usage of daily allocated capacity, calculated at monthly level, as ratio between sum of nominated daily capacities and sum of daily allocated capacities, has the following values:

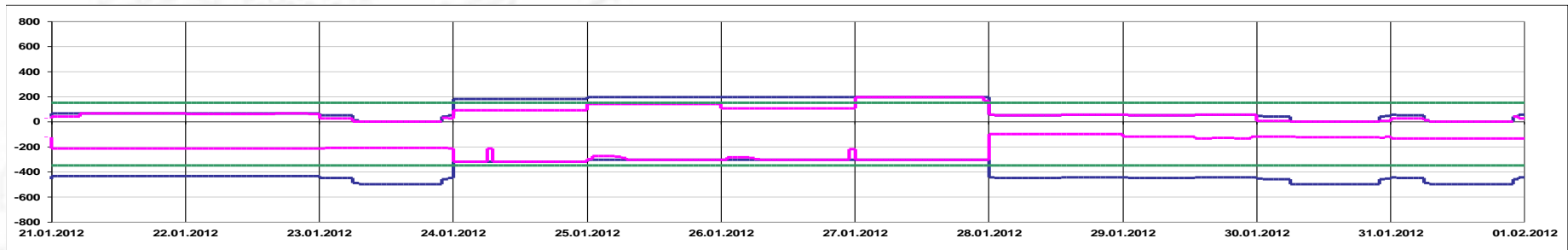
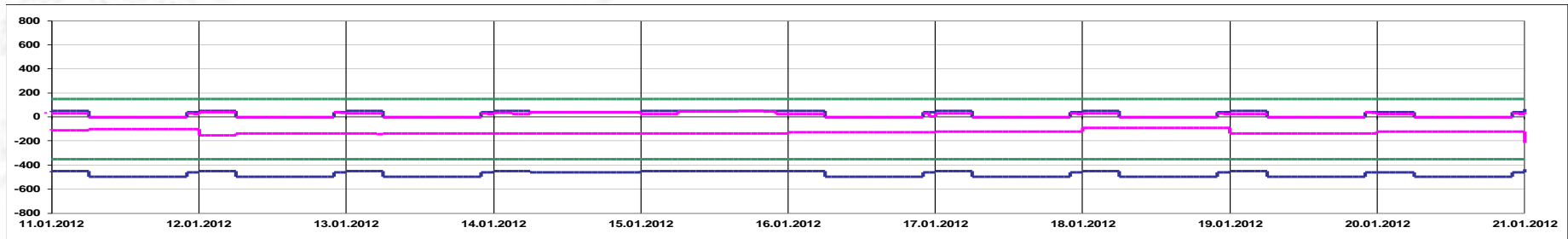
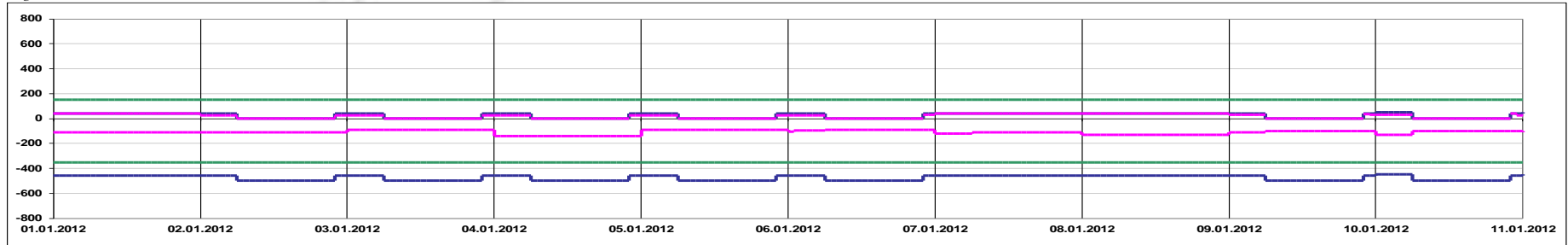
- Import 28.35 [%]
- Export 8.67 [%]



# Market for Allocation of Cross-Border Capacities

## Daily Auctions on Romanian – Bulgarian border

Bulgaria Jan. 2012



Offered Capacity on Daily Auction Import (+) / Export (-) [MW]

Allocated Capacity on Daily Auction Import (+) / Export (-) [MW]

Net Transfer Capacity (NTC) Import (+) / Export (-) [MW]









# Market for Allocation of Cross-Border Capacities

## Daily Auctions on Romanian – Bulgarian border

### Auction Price [Euro/MW/h] – Import

day	1	2	3	4	5	6	7	8	9	10	11	12	13	14	15	16	17	18	19	20	21	22	23	24	Max	
1	0.05	0.05	0.05	0.05	0.05	0.05	0.05	0.10	0.10	0.10	0.10	0.10	0.10	0.10	0.10	0.10	0.10	0.10	0.10	0.10	0.10	0.10	0.10	0.10	0.10	0.10
2	0.00	0.00	0.00	0.00	0.00	0.00	-	-	-	-	-	-	-	-	-	-	-	-	-	-	-	-	-	-	0.00	0.00
3	0.00	0.00	0.00	0.00	0.00	0.00	-	-	-	-	-	-	-	-	-	-	-	-	-	-	-	-	-	-	0.00	0.00
4	0.00	0.00	0.00	0.00	0.00	0.00	-	-	-	-	-	-	-	-	-	-	-	-	-	-	-	-	-	-	0.00	0.00
5	0.00	0.00	0.00	0.00	0.00	0.00	-	-	-	-	-	-	-	-	-	-	-	-	-	-	-	-	-	-	0.00	0.00
6	0.00	0.00	0.00	0.00	0.00	0.00	-	-	-	-	-	-	-	-	-	-	-	-	-	-	-	-	-	-	0.00	0.00
7	0.01	0.01	0.01	0.01	0.01	0.01	0.01	0.01	0.05	0.05	0.05	0.05	0.05	0.05	0.05	0.05	0.05	0.05	0.05	0.05	0.05	0.01	0.01	0.01	0.01	0.05
8	0.01	0.01	0.01	0.01	0.01	0.01	0.01	0.01	0.01	0.01	0.01	0.01	0.01	0.01	0.01	0.01	0.01	0.01	0.01	0.01	0.01	0.01	0.01	0.01	0.01	0.01
9	0.00	0.00	0.00	0.00	0.00	0.00	-	-	-	-	-	-	-	-	-	-	-	-	-	-	-	-	-	-	0.00	0.00
10	0.00	0.00	0.00	0.00	0.00	0.00	-	-	-	-	-	-	-	-	-	-	-	-	-	-	-	-	-	-	0.05	0.05
11	0.00	0.00	0.00	0.00	0.00	0.00	-	-	-	-	-	-	-	-	-	-	-	-	-	-	-	-	-	-	0.00	0.00
12	0.00	0.00	0.00	0.00	0.00	0.00	-	-	-	-	-	-	-	-	-	-	-	-	-	-	-	-	-	-	0.00	0.00
13	0.00	0.00	0.00	0.00	0.00	0.00	-	-	-	-	-	-	-	-	-	-	-	-	-	-	-	-	-	-	0.00	0.00
14	0.00	0.00	0.00	0.00	0.00	0.00	0.00	0.03	0.07	0.07	0.07	0.07	0.07	0.07	0.07	0.07	8.00	8.00	6.51	5.54	5.21	4.21	0.03	0.03	8.00	
15	0.00	0.00	0.00	0.00	0.00	0.00	0.00	0.00	0.00	0.00	0.00	0.00	0.00	0.00	0.00	0.00	0.03	0.03	0.03	0.03	0.00	0.00	0.00	0.00	0.03	
16	0.00	0.00	0.00	0.00	0.00	0.00	-	-	-	-	-	-	-	-	-	-	-	-	-	-	-	-	-	-	0.00	0.00
17	0.00	0.00	0.00	0.00	0.00	0.00	-	-	-	-	-	-	-	-	-	-	-	-	-	-	-	-	-	-	0.00	0.00
18	0.00	0.00	0.00	0.00	0.00	0.00	-	-	-	-	-	-	-	-	-	-	-	-	-	-	-	-	-	-	0.00	0.00
19	0.00	0.00	0.00	0.00	0.00	0.00	-	-	-	-	-	-	-	-	-	-	-	-	-	-	-	-	-	-	0.00	0.00
20	0.00	0.00	0.00	0.00	0.00	0.00	-	-	-	-	-	-	-	-	-	-	-	-	-	-	-	-	-	-	0.00	0.00
21	0.00	0.00	0.00	0.00	0.00	0.01	0.01	0.05	0.05	0.05	0.05	0.05	0.05	0.05	0.05	0.30	0.30	0.30	0.30	0.30	0.30	0.05	0.05	0.05	0.05	0.30
22	0.00	0.00	0.00	0.00	0.00	0.00	0.00	0.00	0.00	0.00	0.00	0.00	0.00	0.00	0.00	0.00	0.05	0.05	0.05	0.05	0.05	0.05	0.05	0.05	0.00	0.05
23	0.00	0.00	0.00	0.00	0.00	0.00	0.00	-	-	-	-	-	-	-	-	-	-	-	-	-	-	-	-	-	0.00	0.00
24	0.00	0.00	0.00	0.00	0.00	0.00	0.00	0.00	0.00	0.00	0.00	0.00	0.00	0.00	0.00	0.00	0.00	0.00	0.00	0.00	0.00	0.00	0.00	0.00	0.00	0.00
25	0.00	0.00	0.00	0.00	0.00	0.00	0.00	0.00	0.00	0.00	0.00	0.00	0.00	0.00	0.00	0.00	0.00	0.00	0.00	0.00	0.00	0.00	0.00	0.00	0.00	0.00
26	0.00	0.00	0.00	0.00	0.00	0.00	0.00	0.00	0.00	0.00	0.00	0.00	0.00	0.00	0.00	0.00	0.00	0.00	0.00	0.00	0.00	0.00	0.00	0.00	0.00	0.00
27	0.05	0.05	0.05	0.05	0.05	0.05	0.05	0.05	0.05	0.05	0.05	0.05	0.05	0.05	0.05	0.05	0.05	0.05	0.05	0.05	0.05	0.05	0.05	0.05	0.05	0.05
28	0.03	0.03	0.03	0.03	0.03	0.03	0.03	1.11	1.11	1.11	1.11	1.11	1.11	1.11	1.11	1.11	1.11	1.11	1.11	1.11	1.11	1.11	1.11	1.00	0.33	1.11
29	0.03	0.03	0.03	0.03	0.03	0.03	0.03	0.13	0.13	0.13	0.13	0.13	0.13	0.13	0.13	0.13	0.13	0.17	0.17	0.17	0.17	0.13	0.13	0.13	0.13	0.17
30	0.00	0.00	0.00	0.00	0.00	0.00	-	-	-	-	-	-	-	-	-	-	-	-	-	-	-	-	-	-	0.00	0.00
31	0.00	0.00	0.00	0.00	0.00	0.00	0.00	-	-	-	-	-	-	-	-	-	-	-	-	-	-	-	-	-	0.00	0.00

Bulgaria Jan.2012

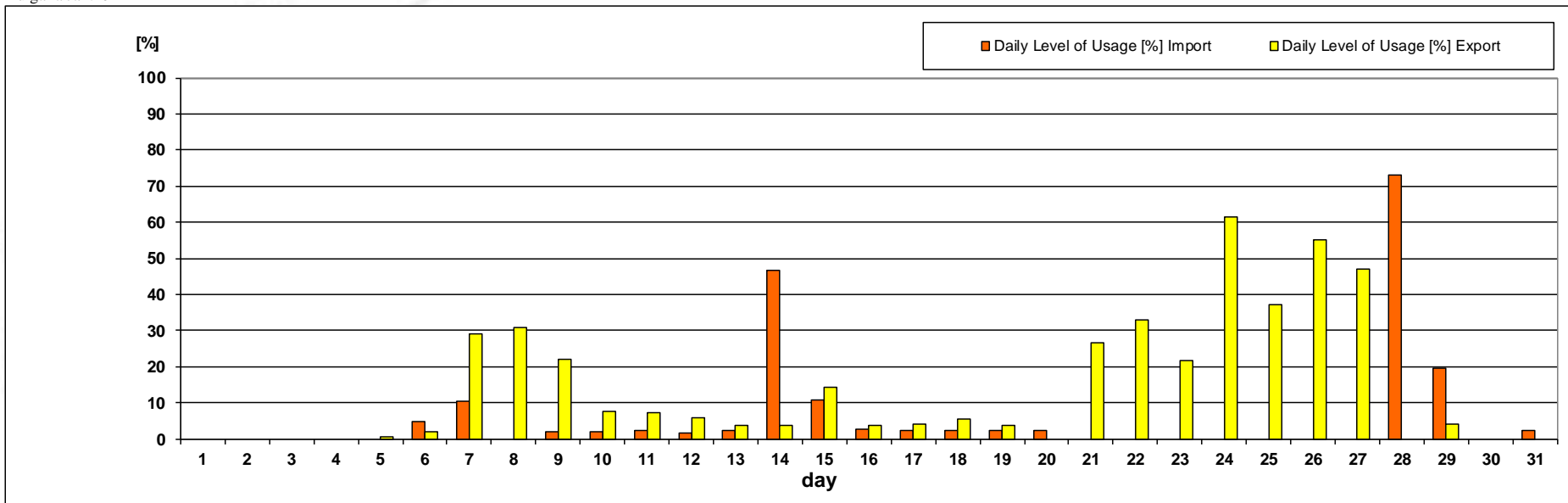


# Market for Allocation of Cross-Border Capacities

## Daily Auctions on Romanian – Bulgarian border

### Usage Level of Daily Allocated Capacity

Bulgaria Jan.2012



Daily Level of Usage [%]

Jan. 2012	1	2	3	4	5	6	7	8	9	10	11	12	13	14	15	16	17	18	19	20	21	22	23	24	25	26	27	28	29	30	31
Import	0.00	0.00	0.00	0.00	0.00	4.76	10.42	0.00	2.04	1.93	2.13	1.59	2.12	46.67	10.64	2.70	2.13	2.13	2.22	2.44	0.00	0.00	0.00	0.00	0.00	0.00	0.00	73.00	19.55	0.00	2.22
Export	0.00	0.00	0.00	0.00	0.46	1.90	28.89	30.77	21.95	7.41	7.32	5.92	3.57	3.57	14.29	3.85	4.17	5.56	3.57	0.00	26.71	32.93	21.52	61.52	37.14	55.06	47.13	0.00	4.06	0.00	0.00

Level of usage of daily allocated capacity, calculated at monthly level, as ratio between sum of nominated daily capacities and sum of daily allocated capacities, has the following values:

- Import 6.90 [%]
- Export 20.49 [%]



# Market for Allocation of Cross-Border Capacities

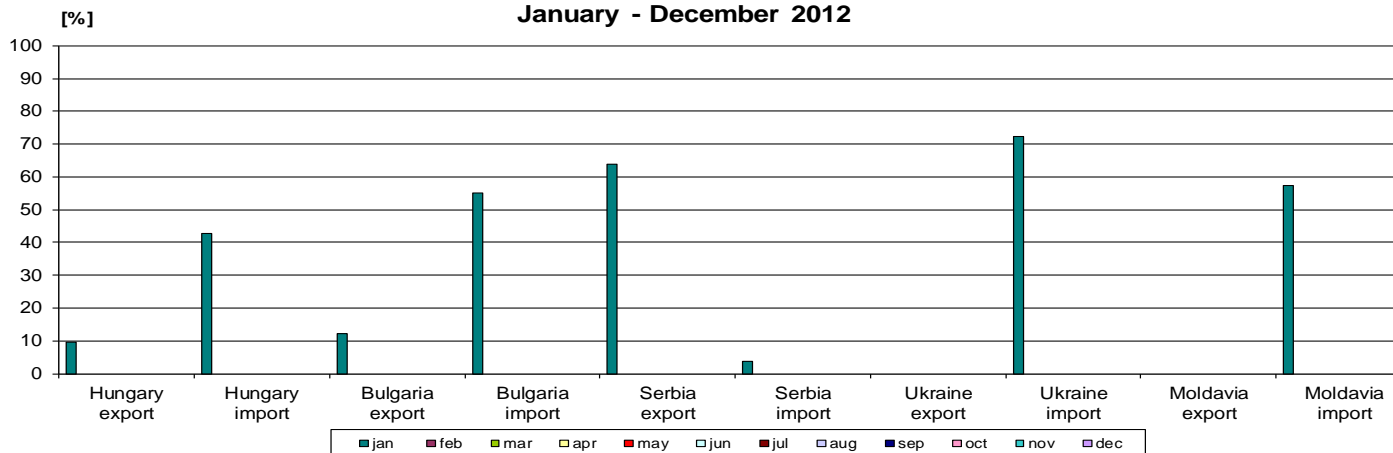
## Statistics on Daily Auctions

January 2012 Daily Auctions		1	2	3	4	5	6	7	8	9	10	11	12	13	14	15	16	17	18	19	20	21	22	23	24	25	26	27	28	29	30	31
Hungary Export	<b>Number of Participants</b>	8	7	9	8	9	11	10	7	6	8	10	8	10	10	7	9	9	11	10	11	10	8	8	10	12	10	10	11	8	9	11
	<b>Number of Capacity Holders</b>	8	7	7	8	9	11	9	6	6	8	10	8	10	9	6	9	9	10	9	11	9	8	8	10	10	10	10	10	8	8	10
	<b>Number of Bids</b>	15	14	15	15	17	20	18	12	9	18	18	19	21	20	11	17	19	20	20	23	22	15	15	18	25	18	20	23	13	17	19
Hungary Import	<b>Number of Participants</b>	8	7	9	11	11	11	12	8	7	12	11	13	9	9	7	9	10	12	12	10	9	9	8	14	11	11	11	10	7	7	10
	<b>Number of Capacity Holders</b>	7	7	9	8	9	7	10	7	6	7	8	9	7	7	7	8	9	11	11	10	9	8	8	10	10	9	8	9	7	7	9
	<b>Number of Bids</b>	14	11	19	21	22	17	21	14	11	21	21	18	19	16	11	13	20	23	19	19	18	15	12	25	26	23	19	19	11	14	17
Bulgaria Export	<b>Number of Participants</b>	2	2	2	2	3	4	4	4	3	4	4	4	4	3	3	3	3	3	3	3	4	4	4	9	6	6	6	4	3	3	4
	<b>Number of Capacity Holders</b>	2	2	2	2	3	4	4	4	3	4	4	4	4	3	3	3	3	3	3	3	4	4	4	9	6	6	6	4	3	3	4
	<b>Number of Bids</b>	3	3	2	3	4	5	4	5	3	6	4	5	5	4	4	4	4	3	4	4	4	8	7	7	16	13	16	14	7	7	7
Bulgaria Import	<b>Number of Participants</b>	3	2	2	2	2	3	4	3	3	4	3	4	4	5	4	4	3	3	4	3	5	4	3	3	4	3	4	5	4	1	4
	<b>Number of Capacity Holders</b>	2	2	2	2	2	3	3	2	3	3	3	4	3	3	3	3	3	3	4	3	3	3	3	3	4	3	4	4	3	1	4
	<b>Number of Bids</b>	5	2	2	2	2	3	4	3	3	4	3	4	3	7	5	3	3	3	4	3	11	6	3	4	8	7	7	8	6	1	4

Note:

- In the table are represented the daily maximum hourly values.

**Allocated Capacity Usage  
January - December 2012**



## Type A

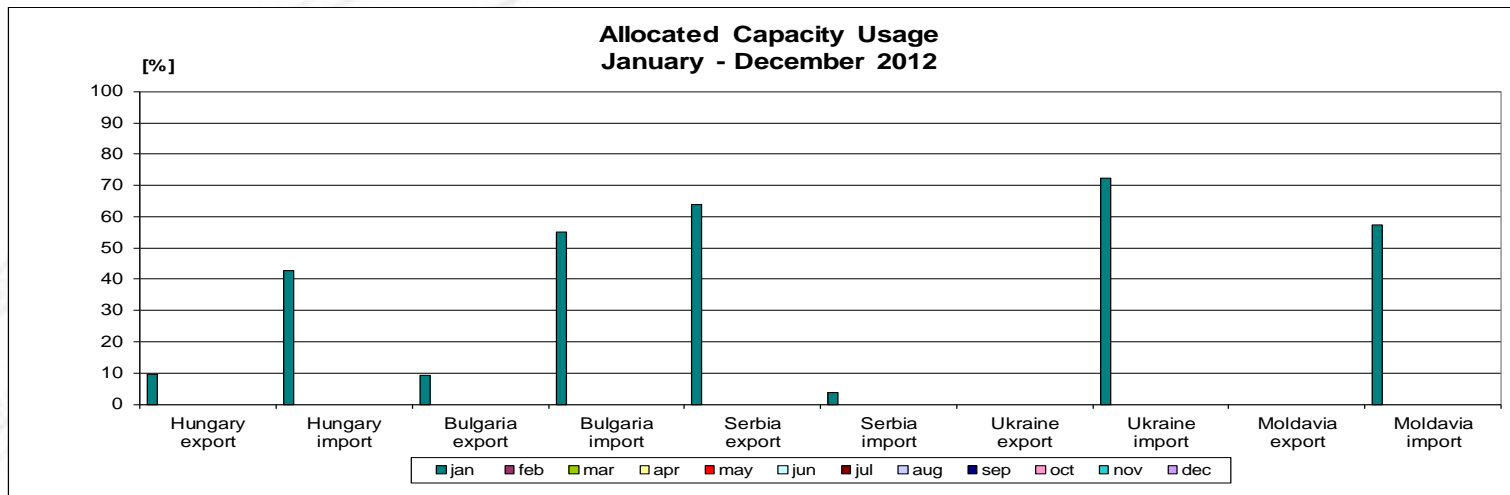
### calculation:

The allocated capacity level of usage on one border and direction represents the percentage ratio between the energy associated with the commercial transactions, notified during a month, and the energy associated with the allocated capacity by the Romanian and by the neighbouring side, but only to those participants who have counterparties on the other side of the border.

[%]	Hungary export	Hungary import	Bulgaria export	Bulgaria import	Serbia export	Serbia import	Ukraine export	Ukraine import	Moldavia export	Moldavia import
jan	9.60	42.62	12.29	55.10	63.80	3.88	0.00	72.31	-	57.34
feb										
mar										
apr										
may										
jun										
jul										
aug										
sep										
oct										
nov										
dec										
average	9.60	42.62	12.29	55.10	63.80	3.88	0.00	72.31	-	57.34

Type A

Applying type A of calculation, in January, the highest level of usage is obtained on the export direction to Serbia (64%) and on the import direction from Ukraine (72%).



## Type B

### calculation:

The allocated capacity level of usage on one border and direction represents the percentage ratio between the energy associated with the commercial transactions, notified during a month, and the energy associated with the allocated capacity by the Romanian and by the neighbouring side, to all participants, no matter if they have counterparties on the other side of the border or not.

[%]	Hungary export	Hungary import	Bulgaria export	Bulgaria import	Serbia export	Serbia import	Ukraine export	Ukraine import	Moldavia export	Moldavia import
jan	9.60	42.62	9.12	55.10	63.80	3.88	0.00	72.31	-	57.34
feb										
mar										
apr										
may										
jun										
jul										
aug										
sep										
oct										
nov										
dec										
<b>average</b>	<b>9.60</b>	<b>42.62</b>	<b>9.12</b>	<b>55.10</b>	<b>63.80</b>	<b>3.88</b>	<b>0.00</b>	<b>72.31</b>	<b>-</b>	<b>57.34</b>

Type B

Applying type B of calculation, the values of level of usage are reduced on the export direction to Bulgaria this being the only difference from the type A of calculation. Calculations were made using the results submitted by the neighboring TSOs.



## Contact persons

### Transelectrica - Market Monitoring Department

**Contact persons:**

*Octavia Unguroiu - Phone: 021 3035636;*

*Mihaela Petrescu - Phone: 021 3035633;*

*Ioana Craciun - Phone: 021 3035668;*

### Transelectrica - Operational Planning and Analysis Department

**Contact person:**

*Emanuel Ionita - Phone: 021 3035655*

**Email: [monitorizare@transelectrica.ro](mailto:monitorizare@transelectrica.ro)**

**Fax:021 3035630**