



Transelectrica

Compania Națională  
de Transport  
al Energiei Electrice

WE LEAD THE POWER

# MARKET MONITORING REPORT

## Market for Allocation of Cross-Border Capacities

**June 2012**

# Abbreviations



**ANRE - Romanian Energy Regulatory Authority**

**HHI - Herfindahl-Hirschman Index**

**BRP - Balance Responsible Party**

**BM - Balancing Market**

**DAM - Day Ahead Market**

**TSO - Transmission System Operator**

**DU – Dispatchable Unit**

**PN – Physical Notification**

**NDC - National Dispatching Center**

**C1 – The market share of the largest market participant**

**C3 – Total market share of top 3 market participants**

**NPS – Minimum number of residual generators**

**TTC – Total Transfer Capacity**

**NTC – Net Transfer Capacity**

**ATC – Available Transfer Capacity**



According to the Commercial Code, Transelectrica, the Romanian Transmission System Operator, operates and monitors the activity of 3 types of markets: Balancing Market, Ancillary Services Market and Market for Allocation of Cross-Border Capacities.

Using the records from the markets data bases, Transelectrica prepares daily, weekly and monthly monitoring reports. A part of the data included in these reports (those data which are not confidential) is published on the website **[www.transelectrica.ro](http://www.transelectrica.ro)**



## General Remarks

- According to the agreements between Transelectrica and neighbors for year 2012 :
  - ✓ on the Bulgarian border, the bilateral coordinated allocation is done for 100% of total capacity:
    - by ESO EAD for long term auctions;
    - by Transelectrica for daily and intra-day auctions. At daily and intra-day auctions it is applied the “netting” principle.
  - ✓ on the Hungarian border, the bilateral coordinated allocation, is done for 100% of total capacity:
    - by Transelectrica daily auctions and intra-day auctions;
    - by MAVIR long term auctions. At daily and intra-day auctions it is applied the “netting” principle.
  - ✓ on the Serbian border, long term auctions for 50% of total net transfer capacity are held by Transelectrica, the remaining of 50% being allocated by the neighboring TSO.
- Starting with March 2010 auctions are held on Damas platform, with euro currency trading.
- Long term auction results on the Bulgarian border (offered prices, auction prices, requested and allocated capacities) are provided by the Bulgarian TSO.
- The intra-day allocation is done in two auction sessions for time intervals: 00:00-12:00 and 12:00-24:00.
- In June, auctions were held for :
  - ✓ export Hungary (01.06 – 10.06.2012, 11.06 – 15.06.2012, 16.06 – 17.06.2012, 18.06 – 30.06.2012);
  - ✓ import Hungary (01.06 – 03.06.2012, 04.06 – 10.06.2012, 11.06 – 30.06.2012);
  - ✓ export Serbia (01.06 – 04.06.2012, 05.06 – 15.06.2012, 16.06 – 24.06.2012, 25.06 – 30.06.2012);
  - ✓ import Serbia (01.06 – 03.06.2012, 04.06 – 10.06.2012, 11.06 – 17.06.2012, 18.06 – 22.06.2012, 23.06 – 24.06.2012, 25.06 – 29.06.2012, 30.06.2012);
  - ✓ export Bulgaria (01.06 – 03.06.2012, 04.06.2012, 05.06 – 15.06.2012, 16.06 – 24.06.2012, 25.06 – 30.06.2012);



## General Remarks

- ✓ import Bulgaria (01.06 – 10.06.2012, 11.06 – 30.06.2012);
- ✓ import Ukraine (01.06 – 10.06.2012, 11.06 – 17.06.2012, 18.06 – 22.06.2012, 23.06 – 24.06.2012, 25.06 – 29.06.2012, 30.06.2012).
  
- The requested capacity on Bulgarian border is not detained by the Romanian TSO.
- Usage of allocated capacity on Ukrainian and Moldavian border is restricted by Ukrainian TSO agreement and respectively by the approval of the distribution operator of the passive consumption islands.

# Market for Allocation of Cross-Border Capacities

## Monthly auction. Results of 01 - 30 June 2012

	Prices [euro/MW/h]		Capacities [MW]						
	Results		TTC*	NTC*	ATC	AAC	Requested	Allocated	Final Rights**
<b>Hungary export</b>									
01 - 10 june 2012	0.45		400	300	105	195	380	105	300
11 - 15 june 2012	0.45		350	250	55	195	380	53	248
16 - 17 june 2012	0.45		450	350	155	195	380	155	350
18 - 30 june 2012	0.45		350	250	55	195	380	53	248
<b>Hungary import</b>									
01 - 03 june 2012	0.05		600	500	355	145	555	355	500
04 - 10 june 2012	0.05		700	600	455	145	555	445	590
11 - 30 june 2012	0.05		350	250	105	145	555	105	250
<b>Bulgaria export</b>									
01 - 03 june 2012	0.03		450	350	160	190	-	160	350
04 june 2012	0.04		400	300	110	190	-	110	300
05 - 15 june 2012	0.08		350	250	60	190	-	60	250
16 - 24 june 2012	0.04		400	300	110	190	-	110	300
25 - 30 june 2012	0.08		350	250	60	190	-	60	250
<b>Bulgaria import</b>									
01 - 10 june 2012	0.11		450	350	200	150	-	200	350
11 - 30 june 2012	0.55		400	300	150	150	-	150	300
<b>Serbia export</b>									
01 - 04 june 2012	1.17		400	300	75	75	237	75	300
05 - 15 june 2012	1.79		350	250	50	75	190	50	250
16 - 24 june 2012	1.27		450	350	100	75	275	100	350
25 - 30 june 2012	1.83		350	250	50	75	190	50	250
<b>Serbia import</b>									
01 - 03 june 2012	0.07		450	350	125	50	175	125	348
04 - 10 june 2012	0.03		500	400	150	50	175	150	399
11 - 17 june 2012	0.17		350	250	75	50	165	75	250
18 - 22 june 2012	0.17		300	200	50	50	150	50	199
23 - 24 june 2012	0.17		350	250	75	50	165	75	249
25 - 29 june 2012	0.17		300	200	50	50	150	50	199
30 june 2012	0.15		350	250	75	50	165	75	250
<b>Ukraine export</b>									
01 - 30 june 2012	-		150	50	0	50	-	-	50
<b>Ukraine import</b>									
01 - 10 june 2012	0.24		250	150	100	50	245	100	150
11 - 17 june 2012	0.22		200	100	50	50	145	50	100
18 - 22 june 2012	-		150	50	0	50	-	-	50
23 - 24 june 2012	0.22		200	100	50	50	128	50	100
25 - 29 june 2012	-		150	50	0	50	-	-	50
30 june 2012	0.45		200	100	50	50	138	50	100
<b>Moldavia export</b>									
01 - 30 june 2012	-		-	-	-	-	-	-	-
<b>Moldavia import</b>									
01 - 30 june 2012	-		175	175	0	175	-	-	175

\*\* total values

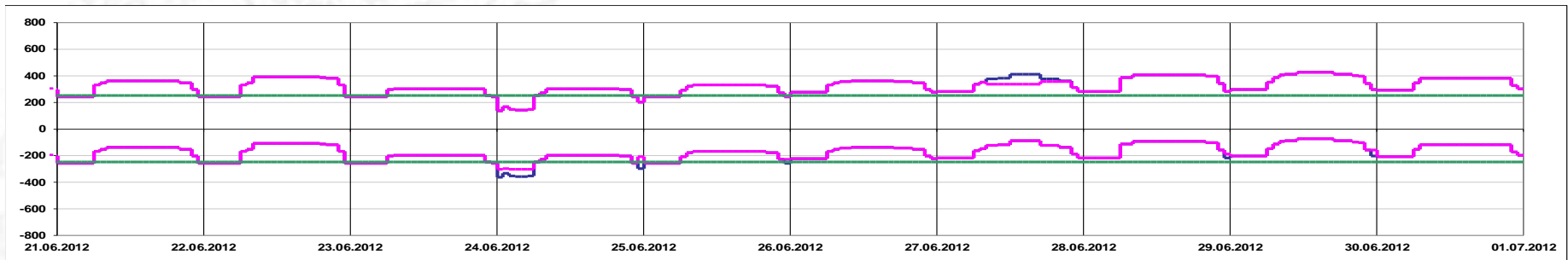
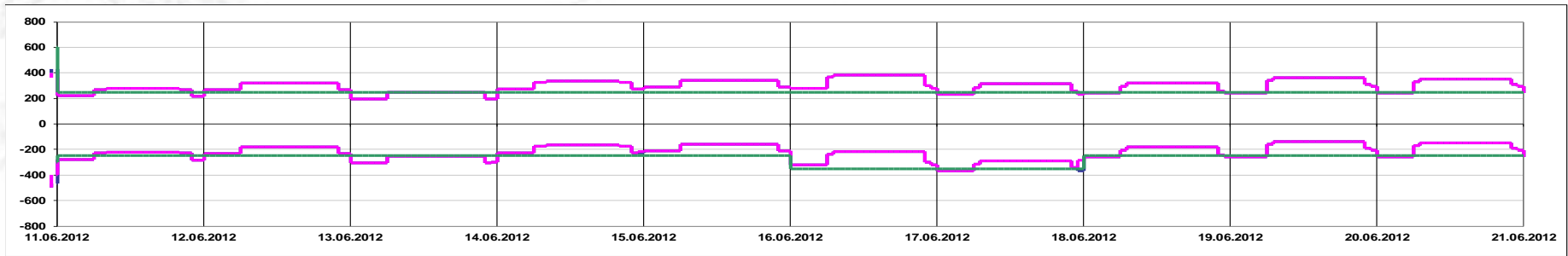
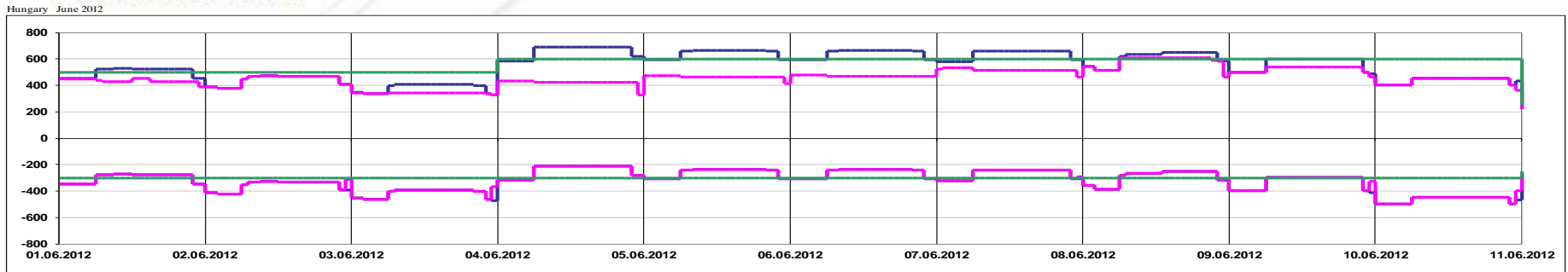
\*\*\* final rights = monthly allocated capacities + annual allocated capacities (border and direction total values) after withdrawals.

Note: Values of ATC, AAC, Requested and Allocated capacities on Serbian border are related to auctions organized by Romanian TSO



# Market for Allocation of Cross-Border Capacities

## Daily Auctions on Romanian – Hungarian border



Offered Capacity on Daily Auction Import (+) / Export (-) [MW]

Allocated Capacity on Daily Auction Import (+) / Export (-) [MW]

Net Transfer Capacity (NTC) Import (+) / Export (-) [MW]

Public



# Market for Allocation of Cross-Border Capacities

Daily Auctions on Romanian – Hungarian border

Auction Price  
[Euro/MW/h] - Export

day	1	2	3	4	5	6	7	8	9	10	11	12	13	14	15	16	17	18	19	20	21	22	23	24	Max	
1	0.05	0.05	0.05	0.05	0.05	0.05	0.13	0.13	0.15	0.15	0.15	0.15	0.15	0.15	0.15	0.15	0.15	0.15	0.15	0.15	0.13	0.13	0.10	0.05	0.15	
2	0.10	0.10	0.09	0.09	0.09	0.09	0.10	0.13	0.13	0.13	0.13	0.13	0.13	0.13	0.13	0.13	0.13	0.13	0.13	0.13	0.13	0.13	0.09	0.00	0.13	
3	0.03	0.03	0.03	0.03	0.03	0.03	0.05	0.05	0.05	0.05	0.05	0.05	0.05	0.05	0.05	0.05	0.05	0.05	0.05	0.05	0.05	0.05	0.03	0.00	0.05	
4	0.10	0.10	0.10	0.10	0.10	0.10	0.19	0.19	0.19	0.19	0.19	0.19	0.19	0.19	0.19	0.19	0.19	0.19	0.19	0.19	0.19	0.19	0.19	0.03	0.19	
5	0.12	0.12	0.12	0.12	0.12	0.12	0.26	0.26	0.30	0.30	0.30	0.30	0.26	0.26	0.26	0.26	0.26	0.26	0.51	0.51	0.26	0.26	0.10	0.03	0.51	
6	0.26	0.26	0.26	0.26	0.26	0.26	0.27	0.27	0.30	0.40	0.40	0.40	0.40	0.40	0.40	0.40	0.40	0.40	0.40	0.40	0.40	0.27	0.33	0.30	0.03	0.40
7	0.03	0.03	0.03	0.03	0.03	0.03	0.03	0.03	0.03	0.03	0.03	0.03	0.03	0.03	0.03	0.03	0.03	0.03	0.03	0.03	0.03	0.03	0.03	0.01	0.00	0.03
8	0.01	0.01	0.01	0.01	0.01	0.01	0.03	0.03	0.03	0.03	0.03	0.03	0.03	0.03	0.03	0.03	0.03	0.03	0.03	0.03	0.03	0.03	0.03	0.02	0.00	0.03
9	0.01	0.01	0.01	0.01	0.01	0.01	0.02	0.02	0.02	0.02	0.02	0.02	0.02	0.02	0.02	0.02	0.02	0.02	0.02	0.02	0.02	0.02	0.02	0.01	0.00	0.02
10	0.00	0.00	0.00	0.00	0.00	0.00	0.02	0.02	0.02	0.02	0.02	0.02	0.02	0.02	0.02	0.02	0.02	0.02	0.02	0.02	0.02	0.02	0.02	0.00	0.00	0.02
11	0.05	0.05	0.05	0.05	0.05	0.05	0.11	0.11	0.11	0.11	0.11	0.11	0.11	0.11	0.11	0.11	0.11	0.11	0.11	0.11	0.11	0.05	0.05	0.05	0.01	0.11
12	0.04	0.04	0.04	0.04	0.04	0.04	0.06	0.06	0.10	0.10	0.10	0.10	0.10	0.10	0.10	0.10	0.10	0.10	0.13	0.13	0.06	0.06	0.03	0.01	0.13	
13	0.10	0.10	0.10	0.10	0.10	0.10	0.13	0.13	0.25	0.25	0.25	0.25	0.25	0.25	0.13	0.13	0.13	0.13	0.13	0.25	0.10	0.10	0.10	0.10	0.25	
14	0.03	0.03	0.03	0.03	0.03	0.03	0.10	0.10	0.26	0.26	0.26	0.26	0.26	0.26	0.26	0.13	0.13	0.13	0.13	0.13	0.10	0.10	0.03	0.00	0.26	
15	0.26	0.26	0.26	0.26	0.26	0.26	0.26	0.22	0.26	0.26	0.26	0.26	0.26	0.26	0.22	0.22	0.22	0.22	0.22	0.26	0.26	0.26	0.22	0.10	0.03	0.26
16	0.10	0.10	0.10	0.10	0.10	0.10	0.15	0.15	0.15	0.15	0.15	0.15	0.15	0.15	0.15	0.15	0.15	0.15	0.15	0.20	0.20	0.15	0.15	0.05	0.00	0.20
17	0.05	0.05	0.05	0.05	0.05	0.05	0.05	0.05	0.05	0.05	0.05	0.05	0.05	0.05	0.05	0.05	0.05	0.05	0.05	0.05	0.05	0.05	0.05	0.05	0.00	0.05
18	0.05	0.05	0.05	0.05	0.05	0.05	0.10	0.33	0.33	0.33	0.25	0.25	0.25	0.25	0.25	0.25	0.33	0.33	0.33	0.33	0.25	0.25	0.05	0.05	0.33	
19	0.55	0.55	0.25	0.25	0.25	0.25	0.55	0.25	0.56	0.55	0.55	0.55	0.55	0.55	0.55	0.55	0.55	0.55	0.55	0.56	0.25	0.25	0.25	0.03	0.56	
20	0.15	0.15	0.15	0.15	0.15	0.15	0.25	0.25	0.33	0.33	0.33	0.33	0.33	0.33	0.33	0.33	0.33	0.33	0.33	0.55	0.55	0.25	0.25	0.03	0.55	
21	0.13	0.13	0.13	0.13	0.13	0.13	0.33	0.33	0.50	0.55	0.55	0.55	0.55	0.55	0.55	0.55	0.55	0.50	1.00	0.50	0.26	0.26	0.17	0.01	1.00	
22	0.05	0.05	0.05	0.05	0.05	0.05	0.07	0.15	0.56	0.56	0.56	0.71	0.71	0.71	0.71	0.71	0.71	0.56	0.56	0.55	0.25	0.56	0.25	0.03	0.71	
23	0.05	0.05	0.05	0.05	0.05	0.05	0.11	0.06	0.06	0.06	0.06	0.06	0.06	0.06	0.06	0.06	0.06	0.06	0.06	0.06	0.11	0.11	0.05	0.03	0.11	
24	0.00	0.00	0.00	0.00	0.00	0.00	0.17	0.05	0.26	0.26	0.26	0.26	0.26	0.26	0.26	0.26	0.26	0.26	0.26	0.26	0.26	0.26	0.00	0.00	0.26	
25	0.04	0.04	0.04	0.04	0.04	0.04	0.04	0.04	0.26	0.29	0.29	0.29	0.29	0.29	0.29	0.29	0.29	0.26	0.26	0.29	0.29	0.29	0.05	0.00	0.29	
26	0.25	0.25	0.25	0.25	0.25	0.25	0.55	0.25	0.26	0.26	0.26	0.26	0.75	1.00	1.00	1.00	1.00	0.26	0.26	0.26	0.25	0.40	0.13	0.04	1.00	
27	0.12	0.12	0.12	0.12	0.12	0.12	0.72	0.72	2.01	2.01	4.17	4.17	4.89	5.00	5.00	5.00	5.00	2.01	2.01	2.01	1.55	1.55	0.75	0.12	5.00	
28	0.02	0.02	0.02	0.02	0.02	0.02	0.45	0.22	1.75	3.51	5.00	5.00	5.00	4.22	5.00	5.00	1.75	1.75	1.75	1.75	0.55	1.05	0.45	0.00	5.00	
29	0.03	0.03	0.03	0.03	0.03	0.03	0.05	0.05	0.56	1.13	0.79	2.15	2.15	2.56	2.56	2.56	2.15	1.75	1.75	0.56	0.51	0.51	0.05	0.00	2.56	
30	0.15	0.15	0.15	0.15	0.15	0.15	0.26	0.31	0.50	0.50	0.50	0.50	0.50	0.50	0.50	0.50	0.50	0.50	0.50	0.50	0.31	0.26	0.15	0.05	0.50	

Hungary June 2012





# Market for Allocation of Cross-Border Capacities

## Daily Auctions on Romanian – Hungarian border

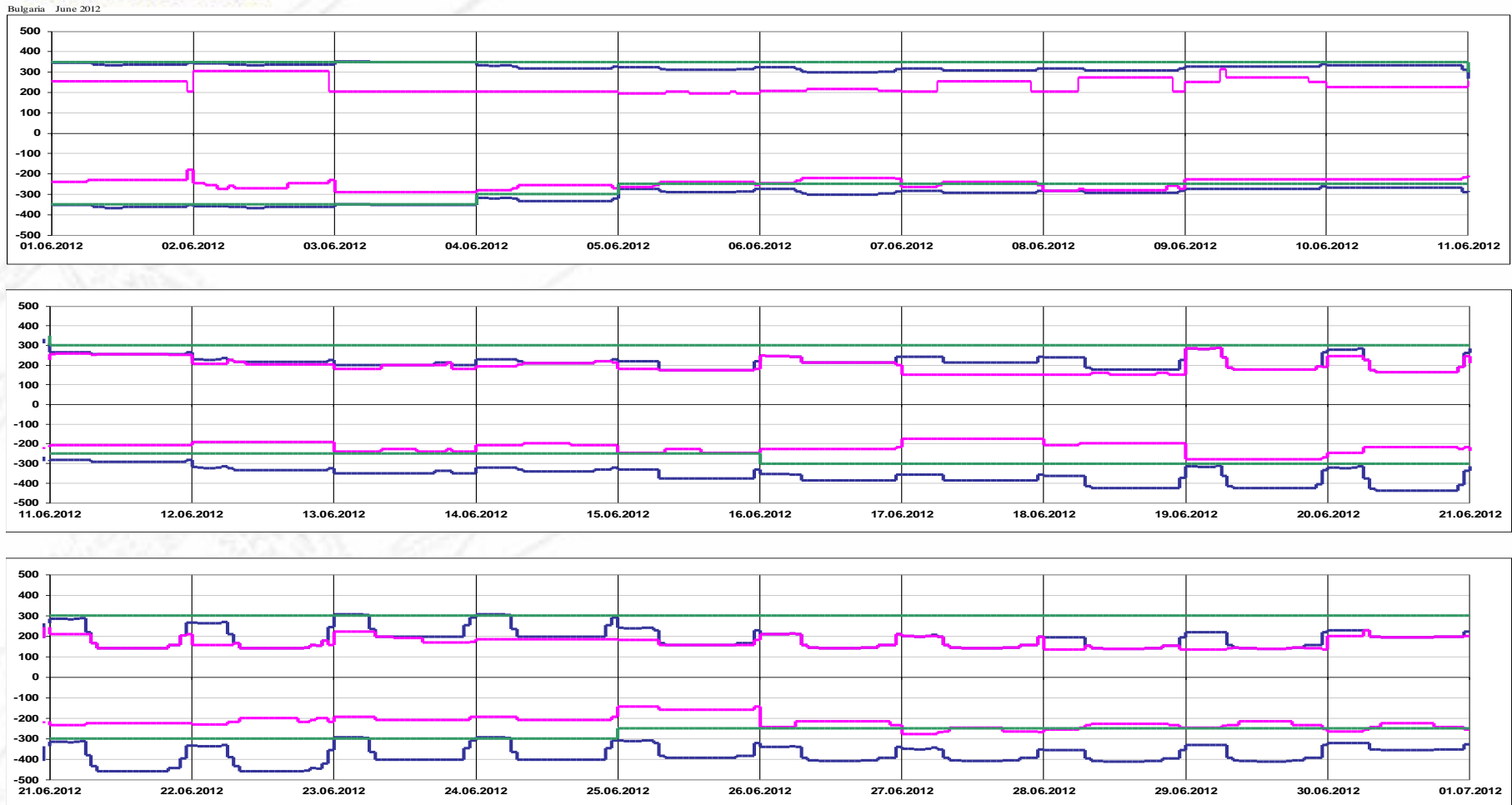
### Auction Price [Euro/MW/h] - Import

day	1	2	3	4	5	6	7	8	9	10	11	12	13	14	15	16	17	18	19	20	21	22	23	24	Max	
1	0.00	0.00	0.00	0.00	0.00	0.00	0.00	0.00	0.00	0.00	0.00	0.00	0.00	0.00	0.00	0.00	0.00	0.00	0.00	0.00	0.00	0.00	0.00	0.00	0.00	0.00
2	0.04	0.04	0.04	0.04	0.10	0.10	0.03	0.03	0.03	0.03	0.01	0.01	0.03	0.03	0.03	0.03	0.03	0.03	0.03	0.03	0.03	0.03	0.03	0.04	0.01	0.10
3	0.00	0.00	0.01	0.01	0.01	0.01	0.00	0.00	0.00	0.00	0.00	0.00	0.00	0.00	0.00	0.00	0.00	0.00	0.00	0.00	0.00	0.00	0.01	0.01	0.01	0.01
4	0.00	0.00	0.00	0.00	0.00	0.00	0.00	0.00	0.00	0.00	0.00	0.00	0.00	0.00	0.00	0.00	0.00	0.00	0.00	0.00	0.00	0.00	0.00	0.00	0.00	0.00
5	0.00	0.00	0.00	0.00	0.00	0.00	0.00	0.00	0.00	0.00	0.00	0.00	0.00	0.00	0.00	0.00	0.00	0.00	0.00	0.00	0.00	0.00	0.00	0.00	0.00	0.00
6	0.00	0.00	0.00	0.00	0.00	0.00	0.00	0.00	0.00	0.00	0.00	0.00	0.00	0.00	0.00	0.00	0.00	0.00	0.00	0.00	0.00	0.00	0.00	0.00	0.00	0.00
7	0.00	0.00	0.00	0.00	0.00	0.00	0.00	0.00	0.00	0.00	0.00	0.00	0.00	0.00	0.00	0.00	0.00	0.00	0.00	0.00	0.00	0.00	0.00	0.00	0.00	0.00
8	0.01	0.01	0.01	0.01	0.01	0.01	0.00	0.00	0.00	0.00	0.00	0.00	0.00	0.00	0.00	0.00	0.00	0.00	0.00	0.00	0.00	0.00	0.01	0.01	0.00	0.01
9	0.01	0.01	0.01	0.01	0.01	0.01	0.00	0.00	0.00	0.00	0.00	0.00	0.00	0.00	0.00	0.00	0.00	0.00	0.00	0.00	0.00	0.00	0.01	0.01	0.00	0.01
10	0.20	0.20	0.20	0.20	0.20	0.20	0.05	0.05	0.03	0.03	0.03	0.03	0.03	0.03	0.03	0.03	0.03	0.03	0.02	0.03	0.03	0.03	0.03	0.05	0.00	0.20
11	0.17	0.17	0.17	0.17	0.17	0.17	0.05	0.05	0.05	0.05	0.05	0.05	0.05	0.05	0.05	0.05	0.05	0.05	0.05	0.05	0.05	0.03	0.05	0.05	0.05	0.17
12	0.66	0.66	1.00	1.00	1.00	1.00	0.55	0.55	0.55	0.05	0.05	0.05	0.30	0.30	0.30	0.05	0.05	0.05	0.05	0.05	0.05	0.05	0.30	0.06	0.10	1.00
13	1.12	1.12	1.12	1.12	1.12	1.12	1.11	1.11	1.11	1.11	0.75	0.75	0.75	0.75	0.56	0.56	0.56	0.56	0.56	0.56	0.56	0.56	0.56	0.75	0.26	1.12
14	0.05	0.05	0.05	0.05	0.05	0.05	0.03	0.03	0.03	0.03	0.03	0.03	0.03	0.03	0.03	0.03	0.03	0.03	0.03	0.03	0.03	0.03	0.03	0.05	0.03	0.05
15	0.05	0.05	0.05	0.05	0.05	0.05	0.04	0.04	0.03	0.03	0.03	0.03	0.03	0.03	0.04	0.04	0.04	0.04	0.04	0.04	0.04	0.04	0.04	0.05	0.05	0.05
16	0.05	0.05	0.05	0.05	0.05	0.05	0.04	0.04	0.04	0.04	0.04	0.04	0.04	0.04	0.04	0.04	0.04	0.04	0.04	0.04	0.04	0.04	0.04	0.05	0.03	0.05
17	0.07	0.07	0.07	0.07	0.07	0.07	0.05	0.06	0.06	0.06	0.06	0.06	0.06	0.06	0.06	0.06	0.06	0.06	0.06	0.06	0.06	0.06	0.06	0.06	0.03	0.07
18	0.10	0.10	0.10	0.10	0.10	0.10	0.05	0.05	0.05	0.05	0.05	0.05	0.05	0.05	0.05	0.05	0.05	0.05	0.05	0.05	0.05	0.05	0.05	0.05	0.05	0.10
19	0.11	0.11	0.11	0.11	0.11	0.11	0.09	0.06	0.06	0.06	0.06	0.06	0.06	0.06	0.06	0.06	0.06	0.06	0.06	0.06	0.06	0.06	0.10	0.05	0.11	0.11
20	0.10	0.10	0.10	0.10	0.10	0.10	0.04	0.04	0.04	0.04	0.04	0.04	0.04	0.04	0.04	0.04	0.04	0.04	0.04	0.04	0.04	0.04	0.04	0.05	0.03	0.10
21	0.21	0.21	0.21	0.21	0.21	0.21	0.10	0.04	0.04	0.04	0.05	0.05	0.05	0.05	0.04	0.04	0.04	0.04	0.04	0.04	0.04	0.04	0.04	0.05	0.05	0.21
22	0.65	0.65	0.65	0.65	0.65	0.65	0.35	0.05	0.03	0.03	0.03	0.03	0.03	0.03	0.03	0.03	0.03	0.03	0.03	0.03	0.03	0.03	0.03	0.04	0.55	0.65
23	4.44	4.44	5.55	6.52	6.52	6.52	4.44	3.55	2.22	2.22	2.22	2.22	2.22	2.22	2.22	2.22	2.22	2.22	3.55	3.55	2.22	2.50	2.22	3.55	3.55	6.52
24	3.55	2.21	3.00	3.55	3.55	3.00	1.44	1.05	0.26	0.26	0.26	0.26	0.26	0.26	0.26	0.26	0.26	0.26	0.26	0.26	0.26	0.26	1.05	0.26	3.55	
25	0.09	0.09	0.09	0.09	0.09	0.09	0.05	0.03	0.05	0.05	0.05	0.05	0.05	0.05	0.05	0.05	0.05	0.05	0.05	0.05	0.05	0.05	0.05	0.05	0.03	0.09
26	0.50	0.50	0.50	0.50	0.50	0.50	0.05	0.03	0.03	0.03	0.03	0.03	0.03	0.03	0.03	0.03	0.03	0.03	0.03	0.03	0.03	0.03	0.03	0.05	0.05	0.50
27	0.07	0.07	0.07	0.07	0.07	0.07	0.05	0.03	0.00	0.00	0.00	0.00	0.00	0.00	0.00	0.00	0.00	0.00	0.00	0.00	0.00	0.00	0.00	0.03	0.03	0.07
28	0.05	0.05	0.05	0.05	0.05	0.05	0.03	0.03	0.03	0.03	0.03	0.03	0.03	0.03	0.03	0.03	0.03	0.03	0.03	0.03	0.03	0.03	0.03	0.03	0.03	0.05
29	0.05	0.05	0.05	0.05	0.05	0.05	0.04	0.04	0.04	0.04	0.04	0.04	0.04	0.04	0.04	0.04	0.04	0.04	0.04	0.04	0.04	0.04	0.04	0.04	0.04	0.05
30	0.05	0.05	0.05	0.05	0.05	0.05	0.04	0.03	0.03	0.03	0.03	0.03	0.03	0.03	0.03	0.03	0.03	0.03	0.03	0.03	0.03	0.03	0.03	0.05	0.05	0.05



# Market for Allocation of Cross-Border Capacities

## Daily Auctions on Romanian – Bulgarian border



Offered Capacity on Daily Auction Import (+) / Export (-) [MW]

Allocated Capacity on Daily Auction Import (+) / Export (-) [MW]

Net Transfer Capacity (NTC) Import (+) / Export (-) [MW]





# Market for Allocation of Cross-Border Capacities

## Daily Auctions on Romanian – Bulgarian border

### Auction Price [Euro/MW/h] – Import

day	1	2	3	4	5	6	7	8	9	10	11	12	13	14	15	16	17	18	19	20	21	22	23	24	Max	
1	0.00	0.00	0.00	0.00	0.00	0.00	0.00	0.00	0.00	0.00	0.00	0.00	0.00	0.00	0.00	0.00	0.00	0.00	0.00	0.00	0.00	0.00	0.00	0.00	0.00	0.00
2	0.00	0.00	0.00	0.00	0.00	0.00	0.00	0.00	0.00	0.00	0.00	0.00	0.00	0.00	0.00	0.00	0.00	0.00	0.00	0.00	0.00	0.00	0.00	0.00	0.00	0.00
3	0.00	0.00	0.00	0.00	0.00	0.00	0.00	0.00	0.00	0.00	0.00	0.00	0.00	0.00	0.00	0.00	0.00	0.00	0.00	0.00	0.00	0.00	0.00	0.00	0.00	0.00
4	0.00	0.00	0.00	0.00	0.00	0.00	0.00	0.00	0.00	0.00	0.00	0.00	0.00	0.00	0.00	0.00	0.00	0.00	0.00	0.00	0.00	0.00	0.00	0.00	0.00	0.00
5	0.00	0.00	0.00	0.00	0.00	0.00	0.00	0.00	0.00	0.00	0.00	0.00	0.00	0.00	0.00	0.00	0.00	0.00	0.00	0.00	0.00	0.00	0.00	0.00	0.00	0.00
6	0.00	0.00	0.00	0.00	0.00	0.00	0.00	0.00	0.00	0.00	0.00	0.00	0.00	0.00	0.00	0.00	0.00	0.00	0.00	0.00	0.00	0.00	0.00	0.00	0.00	0.00
7	0.00	0.00	0.00	0.00	0.00	0.00	0.00	0.00	0.00	0.00	0.00	0.00	0.00	0.00	0.00	0.00	0.00	0.00	0.00	0.00	0.00	0.00	0.00	0.00	0.00	0.00
8	0.00	0.00	0.00	0.00	0.00	0.00	0.00	0.00	0.00	0.00	0.00	0.00	0.00	0.00	0.00	0.00	0.00	0.00	0.00	0.00	0.00	0.00	0.00	0.00	0.00	0.00
9	0.00	0.00	0.00	0.00	0.00	0.00	0.00	0.00	0.00	0.00	0.00	0.00	0.00	0.00	0.00	0.00	0.00	0.00	0.00	0.00	0.00	0.00	0.00	0.00	0.00	0.00
10	0.00	0.00	0.00	0.00	0.00	0.00	0.00	0.00	0.00	0.00	0.00	0.00	0.00	0.00	0.00	0.00	0.00	0.00	0.00	0.00	0.00	0.00	0.00	0.00	0.00	0.00
11	0.00	0.00	0.00	0.00	0.00	0.00	0.00	0.00	0.00	0.00	0.01	0.01	0.01	0.01	0.01	0.01	0.01	0.01	0.01	0.01	0.01	0.00	0.00	0.00	0.00	0.01
12	0.00	0.00	0.00	0.00	0.00	0.00	0.01	0.01	0.01	0.00	0.00	0.00	0.00	0.00	0.00	0.00	0.00	0.00	0.00	0.00	0.00	0.00	0.00	0.00	0.00	0.01
13	0.00	0.00	0.00	0.00	0.00	0.00	0.00	0.00	0.03	0.03	0.03	0.03	0.03	0.03	0.03	0.03	0.03	0.03	0.03	0.03	0.03	0.03	0.03	0.03	0.03	0.03
14	0.00	0.00	0.00	0.00	0.00	0.00	0.00	0.00	0.03	0.03	0.03	0.03	0.03	0.03	0.03	0.03	0.03	0.03	0.03	0.03	0.03	0.03	0.03	0.03	0.03	0.03
15	0.00	0.00	0.00	0.00	0.00	0.00	0.00	0.01	0.03	0.03	0.03	0.03	0.03	0.03	0.03	0.03	0.03	0.03	0.03	0.03	0.03	0.03	0.03	0.03	0.03	0.03
16	0.01	0.01	0.01	0.01	0.01	0.01	0.01	0.02	0.02	0.02	0.02	0.02	0.02	0.02	0.02	0.02	0.02	0.02	0.02	0.02	0.02	0.02	0.02	0.02	0.02	0.02
17	0.00	0.00	0.00	0.00	0.00	0.00	0.00	0.00	0.00	0.00	0.00	0.00	0.00	0.00	0.00	0.00	0.00	0.00	0.00	0.00	0.00	0.00	0.00	0.00	0.00	0.00
18	0.00	0.00	0.00	0.00	0.00	0.00	0.00	0.00	0.00	0.00	0.00	0.00	0.00	0.00	0.00	0.00	0.00	0.00	0.00	0.00	0.00	0.00	0.00	0.00	0.00	0.00
19	0.01	0.01	0.01	0.01	0.01	0.01	0.03	0.03	0.05	0.05	0.05	0.05	0.05	0.05	0.05	0.05	0.05	0.05	0.05	0.05	0.05	0.05	0.05	0.05	0.05	0.05
20	0.00	0.00	0.00	0.00	0.00	0.00	0.02	0.05	0.05	0.05	0.05	0.05	0.05	0.05	0.05	0.05	0.05	0.05	0.05	0.05	0.05	0.05	0.05	0.05	0.05	0.05
21	0.00	0.00	0.00	0.00	0.00	0.00	0.00	0.05	0.05	0.10	0.10	0.10	0.10	0.10	0.10	0.10	0.10	0.10	0.05	0.05	0.05	0.05	0.05	0.05	0.05	0.10
22	0.00	0.00	0.00	0.00	0.00	0.00	0.00	0.01	0.05	0.07	0.07	0.07	0.07	0.07	0.07	0.07	0.07	0.07	0.05	0.03	0.03	0.01	0.03	0.01	0.00	0.07
23	0.00	0.00	0.00	0.00	0.00	0.00	0.00	0.05	0.05	0.05	0.00	0.00	0.00	0.00	0.00	0.00	0.00	0.00	0.00	0.00	0.00	0.00	0.00	0.00	0.00	0.05
24	0.00	0.00	0.00	0.00	0.00	0.00	0.00	0.00	0.00	0.00	0.00	0.00	0.00	0.00	0.00	0.00	0.00	0.00	0.00	0.00	0.00	0.00	0.00	0.00	0.00	0.00
25	0.00	0.00	0.00	0.00	0.00	0.00	0.00	0.00	0.05	0.05	0.05	0.05	0.05	0.05	0.05	0.05	0.05	0.05	0.05	0.01	0.01	0.00	0.00	0.00	0.00	0.05
26	0.03	0.03	0.03	0.03	0.03	0.03	0.03	0.05	0.09	0.09	0.09	0.09	0.10	0.10	0.10	0.10	0.10	0.10	0.09	0.09	0.09	0.05	0.05	0.05	0.03	0.10
27	0.00	0.01	0.01	0.01	0.01	0.00	0.01	0.05	0.06	0.06	0.70	0.70	1.11	1.11	1.11	1.11	1.11	1.11	0.06	0.06	0.06	0.05	0.05	0.05	0.01	1.11
28	0.00	0.00	0.00	0.00	0.00	0.00	0.00	0.02	0.05	0.05	0.05	0.05	0.05	0.05	0.05	0.05	0.05	0.05	0.05	0.05	0.05	0.05	0.05	0.05	0.05	0.05
29	0.00	0.00	0.00	0.00	0.00	0.00	0.00	0.00	0.03	0.05	0.05	0.05	0.05	0.05	0.05	0.05	0.05	0.05	0.05	0.03	0.03	0.00	0.00	0.00	0.00	0.05
30	0.00	0.00	0.00	0.00	0.00	0.00	0.01	0.01	0.01	0.03	0.03	0.03	0.03	0.03	0.03	0.03	0.03	0.03	0.03	0.01	0.01	0.01	0.01	0.01	0.01	0.03

Bulgaria June 2012

## Statistics on Monthly Auction

Jun.2012		1	2	3	4	5	6	7	8	9	10	11	12	13	14	15	16	17	18	19	20	21	22	23	24	25	26	27	28	29	30
Hungary export	Number of Participants	13	13	13	13	13	13	13	13	13	13	13	13	13	13	13	13	13	13	13	13	13	13	13	13	13	13	13	13	13	13
	Number of Capacity Holders	7	7	7	7	7	7	7	7	7	7	7	7	7	7	7	7	7	7	7	7	7	7	7	7	7	7	7	7	7	7
	Number of Bids	41	41	41	41	41	41	41	41	41	41	41	41	41	41	41	41	41	41	41	41	41	41	41	41	41	41	41	41	41	41
Hungary import	Number of Participants	16	16	16	16	16	16	16	16	16	16	16	16	16	16	16	16	16	16	16	16	16	16	16	16	16	16	16	16	16	
	Number of Capacity Holders	13	13	13	13	13	13	13	13	13	13	13	13	13	13	13	13	13	13	13	13	13	13	13	13	13	13	13	13	13	13
	Number of Bids	44	44	44	44	44	44	44	44	44	44	44	44	44	44	44	44	44	44	44	44	44	44	44	44	44	44	44	44	44	44
Bulgaria export	Number of Participants																														
	Number of Capacity Holders	8	8	8	6	6	6	6	6	6	6	6	6	6	6	6	6	6	6	6	6	6	6	6	6	6	6	6	6	6	
	Number of Bids																														
Bulgaria import	Number of Participants																														
	Number of Capacity Holders	10	10	10	10	10	10	10	10	10	10	8	8	8	8	8	8	8	8	8	8	8	8	8	8	8	8	8	8	8	
	Number of Bids																														
Serbia export	Number of Participants	9	9	9	9	9	9	9	9	9	9	9	9	9	9	9	9	9	9	9	9	9	9	9	9	9	9	9	9	9	
	Number of Capacity Holders	4	4	4	4	3	3	3	3	3	3	3	3	3	3	3	3	4	4	4	4	4	4	4	4	4	3	3	3	3	3
	Number of Bids	25	25	25	25	23	23	23	23	23	23	23	23	23	23	23	23	28	28	28	28	28	28	28	28	28	21	21	21	21	21
Serbia import	Number of Participants	7	7	7	7	7	7	7	7	7	7	7	7	7	7	7	7	7	7	7	7	7	7	7	7	7	7	7	7	7	
	Number of Capacity Holders	6	6	6	7	7	7	7	7	7	7	3	3	3	3	3	3	3	3	3	3	3	3	3	3	3	3	3	3	3	5
	Number of Bids	21	21	21	21	21	21	21	21	21	21	20	20	20	20	20	20	20	19	19	19	19	19	19	20	20	19	19	19	19	20
Ukraine export	Number of Participants																														
	Number of Capacity Holders																														
	Number of Bids																														
Ukraine import	Number of Participants	8	8	8	8	8	8	8	8	8	8	8	8	8	8	8	8	8							8	8					7
	Number of Capacity Holders	3	3	3	3	3	3	3	3	3	3	4	4	4	4	4	4	4							4	4					2
	Number of Bids	19	19	19	19	19	19	19	19	19	19	15	15	15	15	15	15	15							14	14					15

Jun.2012	Maxim	Minim
Number of Participants	16	7
Number of Capacity Holders	13	2
Number of Bids	44	14

Note: Information regarding number of participants and number of bids on Bulgarian border are not detailed by the Romanian TSO



# Market for Allocation of Cross-Border Capacities

## Statistics on Daily Auctions

June 2012 Daily Auctions		1	2	3	4	5	6	7	8	9	10	11	12	13	14	15	16	17	18	19	20	21	22	23	24	25	26	27	28	29	30	
Hungary Export	<b>Number of Participants</b>	8	7	6	9	10	12	7	8	8	7	7	7	12	8	10	9	6	6	10	10	11	10	8	6	6	10	12	12	10	9	
	<b>Number of Capacity Holders</b>	8	6	6	6	6	6	7	7	8	7	7	7	8	6	7	8	5	5	7	7	8	7	7	6	5	8	8	7	7		
	<b>Number of Bids</b>	17	14	9	13	19	22	18	20	19	12	11	16	18	13	16	15	10	12	18	18	21	20	15	12	13	19	22	20	15	18	
Hungary Import	<b>Number of Participants</b>	9	11	8	8	9	9	10	11	9	9	9	12	11	7	8	8	6	7	8	8	8	9	12	10	8	7	7	8	8	8	
	<b>Number of Capacity Holders</b>	9	10	8	8	9	9	10	11	9	9	8	10	8	6	7	7	5	6	7	7	7	8	7	6	7	7	7	8	8	8	
	<b>Number of Bids</b>	17	18	11	11	15	17	20	20	18	14	13	21	20	12	14	15	11	14	18	17	17	18	25	14	15	16	14	15	16	18	
Bulgaria Export	<b>Number of Participants</b>	6	7	6	5	6	6	5	5	5	5	4	4	6	5	6	6	4	5	6	6	5	5	5	5	5	5	6	6	6	5	5
	<b>Number of Capacity Holders</b>	6	7	6	5	6	6	5	5	5	5	4	4	6	5	6	6	4	5	6	6	5	5	5	5	5	5	6	6	6	5	5
	<b>Number of Bids</b>	10	13	13	11	9	11	11	11	11	11	10	9	11	10	11	11	9	10	11	11	10	9	9	9	8	10	11	11	10	10	
Bulgaria Import	<b>Number of Participants</b>	5	5	4	4	5	6	5	5	5	4	6	5	6	7	6	5	4	4	6	6	7	7	6	4	4	7	7	6	6	5	
	<b>Number of Capacity Holders</b>	5	5	4	4	5	6	5	5	5	4	6	5	6	6	5	5	4	4	6	6	7	6	6	4	4	6	6	6	6	5	
	<b>Number of Bids</b>	9	9	7	7	6	10	8	9	9	8	12	10	11	13	11	10	7	8	12	12	14	12	11	8	8	12	11	9	10	10	

Note:

- In the table are represented the daily maximum hourly values.

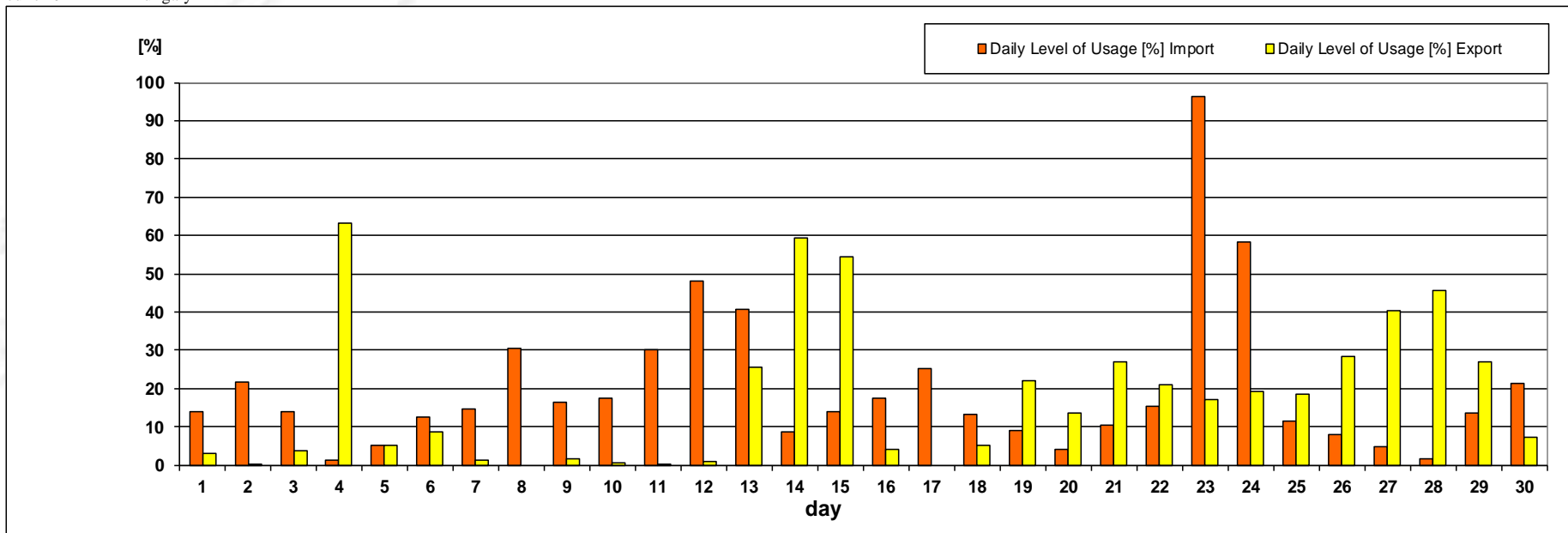


# Market for Allocation of Cross-Border Capacities

## Daily Auctions on Romanian – Hungarian border

### Usage Level of Daily Allocated Capacity

June 2012 Hungary



Daily Level of Usage [%]

June 2012	1	2	3	4	5	6	7	8	9	10	11	12	13	14	15	16	17	18	19	20	21	22	23	24	25	26	27	28	29	30
Import	13.95	21.54	13.81	1.30	4.96	12.47	14.67	30.39	16.30	17.36	30.18	48.23	40.53	8.50	13.87	17.48	25.29	13.11	8.81	4.08	10.50	15.24	96.39	58.39	11.46	7.95	4.90	1.54	13.56	21.23
Export	2.98	0.29	3.62	63.04	5.06	8.49	1.19	0.00	1.58	0.38	0.14	0.78	25.43	59.47	54.27	3.90	0.00	4.95	22.03	13.63	27.08	20.80	16.91	19.33	18.52	28.50	40.49	45.45	26.82	7.25

Level of usage of daily allocated capacity, calculated at monthly level, as ratio between sum of nominated daily capacities and sum of daily allocated capacities, has the following values:

- Import 18.56 [%]
- Export 14.10 [%]



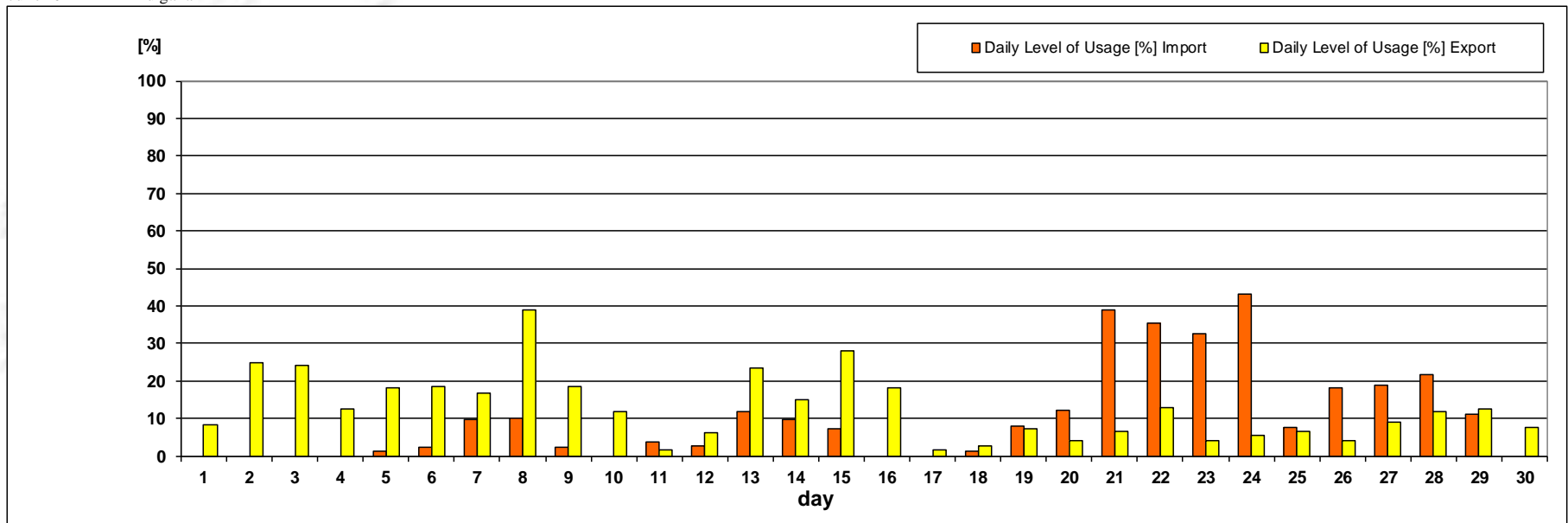
# Market for Allocation of Cross-Border Capacities

## Daily Auctions on Romanian – Bulgarian border

### Usage Level of Daily Allocated Capacity

June 2012

Bulgaria



Daily Level of Usage [%]

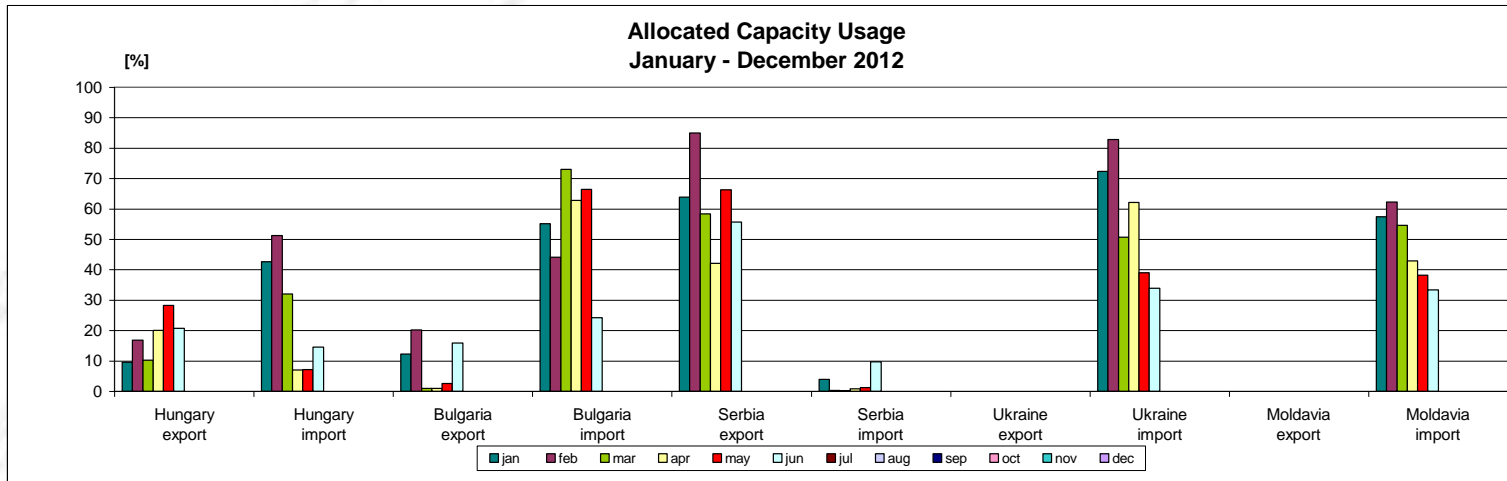
June 2012	1	2	3	4	5	6	7	8	9	10	11	12	13	14	15	16	17	18	19	20	21	22	23	24	25	26	27	28	29	30
Import	0.00	0.00	0.00	0.00	1.06	2.37	9.62	10.10	2.29	0.00	3.84	2.47	11.83	9.57	7.13	0.00	0.00	1.37	8.04	12.21	39.03	35.46	32.69	43.24	7.54	18.27	18.94	21.75	11.09	0.00
Export	8.43	24.78	24.14	12.38	18.02	18.54	16.84	38.92	18.50	11.73	1.63	6.27	23.57	15.06	28.15	18.02	1.54	2.58	7.24	4.19	6.59	12.93	4.08	5.38	6.48	4.09	8.84	11.84	12.59	7.53

Level of usage of daily allocated capacity, calculated at monthly level, as ratio between sum of nominated daily capacities and sum of daily allocated capacities, has the following values:

- Import 9.28 [%]
- Export 13.35 [%]



**Allocated Capacity Usage  
January - December 2012**



## Type A

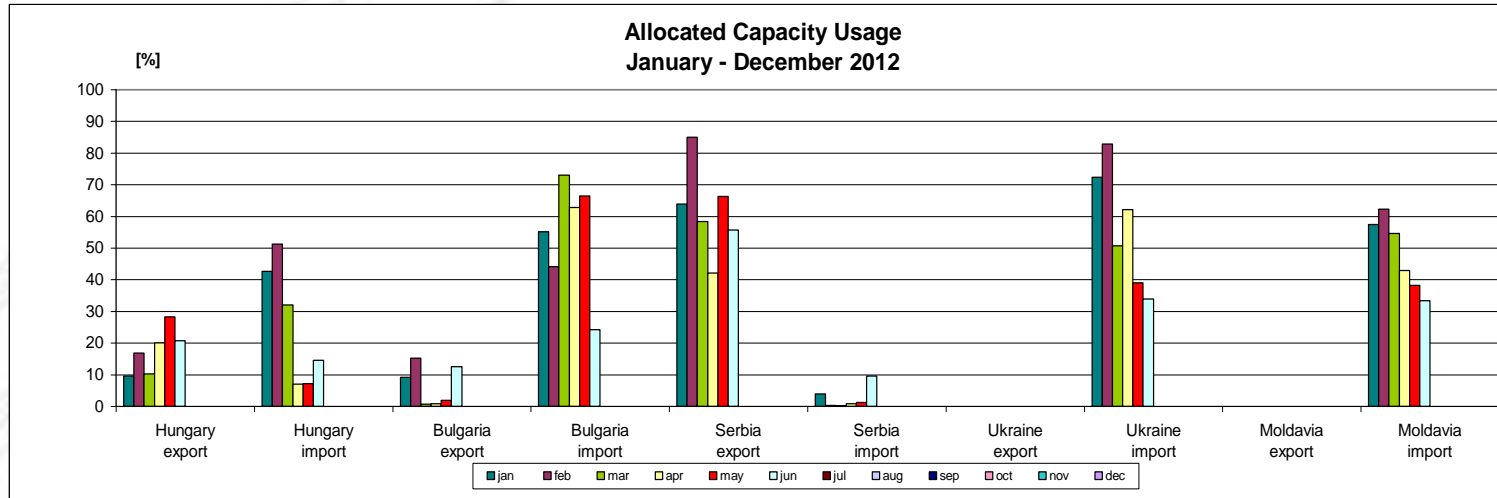
### calculation:

The allocated capacity level of usage on one border and direction represents the percentage ratio between the energy associated with the commercial transactions, notified during a month, and the energy associated with the allocated capacity by the Romanian and by the neighbouring side, but only to those participants who have counterparties on the other side of the border.

[%]	Hungary export	Hungary import	Bulgaria export	Bulgaria import	Serbia export	Serbia import	Ukraine export	Ukraine import	Moldavia export	Moldavia import
jan	9.60	42.62	12.29	55.10	63.80	3.88	0.00	72.31	-	57.34
feb	16.79	51.17	20.11	44.07	85.01	0.28	0.00	82.85	-	62.18
mar	10.25	32.01	0.91	73.02	58.34	0.17	0.00	50.67	-	54.54
apr	20.05	7.00	1.00	62.71	42.05	0.82	0.00	62.06	-	42.82
may	28.28	7.14	2.51	66.36	66.22	1.23	0.00	38.94	-	38.19
jun	20.67	14.49	15.90	24.17	55.69	9.65	0.00	33.93	-	33.32
jul										
aug										
sep										
oct										
nov										
dec										
<b>average</b>	<b>17.61</b>	<b>25.74</b>	<b>8.79</b>	<b>54.24</b>	<b>61.85</b>	<b>2.67</b>	<b>0.00</b>	<b>56.79</b>	<b>-</b>	<b>48.06</b>

Type A

Applying type A of calculation, in June, the highest level of usage is obtained on the export direction to Serbia (56%). Compared with previous month it can be noticed a decrease of the usage level on export directions and an increase of the usage level on import directions (Hungary, Serbia), except the Bulgarian border where it can be noticed an increase of the usage level on export direction and decrease on the import direction.



## Type B

### calculation:

The allocated capacity level of usage on one border and direction represents the percentage ratio between the energy associated with the commercial transactions, notified during a month, and the energy associated with the allocated capacity by the Romanian and by the neighbouring side, to all participants, no matter if they have counterparties on the other side of the border or not.

[%]	Hungary export	Hungary import	Bulgaria export	Bulgaria import	Serbia export	Serbia import	Ukraine export	Ukraine import	Moldavia export	Moldavia import
jan	9.60	42.62	9.12	55.10	63.80	3.88	0.00	72.31	-	57.34
feb	16.79	51.17	15.17	44.07	85.01	0.28	0.00	82.85	-	62.18
mar	10.25	32.01	0.68	73.02	58.34	0.17	0.00	50.67	-	54.54
apr	20.05	7.00	0.77	62.71	42.05	0.82	0.00	62.06	-	42.82
may	28.28	7.14	1.88	66.36	66.22	1.23	0.00	38.94	-	38.19
jun	20.67	14.49	12.44	24.17	55.69	9.48	0.00	33.93	-	33.32
jul										
aug										
sep										
oct										
nov										
dec										
average	17.61	25.74	6.68	54.24	61.85	2.64	0.00	56.79	-	48.06

Type B

Applying type B of calculation, the level of usage has lower values on the export direction to Bulgaria and import direction from Serbia, these being the only differences from type A of calculation. Calculations were made using the results submitted by the neighboring TSOs.

# Market for Allocation of Cross-Border Capacities

Synthesis (C1, C3, HHI) on type of auction and total values

Border	Auction												Total		
	Yearly			Monthly			Daily			Intraday			C1 [%]	C3 [%]	HHI
	C1 [%]	C3 [%]	HHI	C1 [%]	C3 [%]	HHI	C1 [%]	C3 [%]	HHI	C1 [%]	C3 [%]	HHI			
<i>Hungary import</i>	34.48	86.21	2865.64	20.11	49.44	1150.41	30.91	71.43	1968.42	-	-	-	16.95	38.76	828.93
<i>Hungary export</i>	25.64	66.67	1742.27	33.02	71.82	2137.09	35.17	78.28	2508.15	-	-	-	17.80	45.04	983.52
<i>Bulgaria import</i>	35.33	75.33	2279.11	21.20	58.20	1462.32	36.10	73.31	2292.07	-	-	-	13.95	38.45	937.99
<i>Bulgaria export</i>	57.89	89.47	4113.57	26.00	67.85	1847.80	41.10	78.17	2603.72	-	-	-	21.75	51.82	1211.23
<i>Serbia import</i>	40.00	70.00	2400.00	39.25	79.44	2479.27	-	-	-	-	-	-	25.15	56.05	1465.28
<i>Serbia export</i>	49.33	93.33	3454.22	45.37	95.85	3607.02	-	-	-	-	-	-	25.81	68.37	1916.47
<i>Ukraine import</i>	46.00	96.00	3432.00	50.00	96.60	3649.88	-	-	-	-	-	-	37.30	87.30	2964.27
<i>Ukraine export</i>	40.00	90.00	3000.00	-	-	-	-	-	-	-	-	-	40.00	90.00	3000.00
<i>Moldavia import</i>	71.43	100.00	5918.37	-	-	-	-	-	-	-	-	-	71.43	100.00	5918.37

- Total market share was calculated as ratio between total allocated capacity per each participant (at yearly, monthly, daily and intra-day auctions) and total allocated capacity per border and direction (at yearly, monthly, daily and intra-day auctions).
- Serbian border contains only results from auctions organized by the Romanian TSO.



## Contact persons

### Transelectrica - Market Monitoring Department

#### **Contact persons:**

*Octavia Unguroiu - Phone: 021 3035636;*

*Mihaela Petrescu - Phone: 021 3035633;*

*Ioana Craciun - Phone: 021 3035668;*

### Transelectrica - Operational Planning and Analysis Department

#### **Contact person:**

*Emanuel Ionita - Phone: 021 3035655*

**Email: [monitorizare@transelectrica.ro](mailto:monitorizare@transelectrica.ro)**

**Fax:021 3035630**