



Transelectrica®

Compania Națională
de Transport
al Energiei Electrice

WE LEAD THE POWER

MARKET MONITORING REPORT

Market for Allocation of Cross-Border Capacities

May 2012

Abbreviations



ANRE - Romanian Energy Regulatory Authority

HHI - Herfindahl-Hirschman Index

BRP - Balance Responsible Party

BM - Balancing Market

DAM - Day Ahead Market

TSO - Transmission System Operator

DU – Dispatchable Unit

PN – Physical Notification

NDC - National Dispatching Center

C1 – The market share of the largest market participant

C3 – Total market share of top 3 market participants

NPS – Minimum number of residual generators

TTC – Total Transfer Capacity

NTC – Net Transfer Capacity

ATC – Available Transfer Capacity



According to the Commercial Code, Transelectrica, the Romanian Transmission System Operator, operates and monitors the activity of 3 types of markets: Balancing Market, Ancillary Services Market and Market for Allocation of Cross-Border Capacities.

Using the records from the markets data bases, Transelectrica prepares daily, weekly and monthly monitoring reports. A part of the data included in these reports (those data which are not confidential) is published on the website **www.transelectrica.ro**

- According to the agreements between Transelectrica and neighbors for year 2012 :
 - ✓ on the Bulgarian border, the bilateral coordinated allocation is done for 100% of total capacity:
 - by ESO EAD for long term auctions;
 - by Transelectrica for daily and intra-day auctions. At daily and intra-day auctions it is applied the “netting” principle.
 - ✓ on the Hungarian border, the bilateral coordinated allocation, is done for 100% of total capacity:
 - by Transelectrica daily auctions and intra-day auctions;
 - by MAVIR long term auctions. At daily and intra-day auctions it is applied the “netting” principle.
 - ✓ on the Serbian border, long term auctions for 50% of total net transfer capacity are held by Transelectrica, the remaining of 50% being allocated by the neighboring TSO.
- Starting with March 2010 auctions are held on Damas platform, with euro currency trading.
- Long term auction results on the Bulgarian border (offered prices, auction prices, requested and allocated capacities) are provided by the Bulgarian TSO.
- The intra-day allocation is done in two auction sessions for time intervals: 00:00-12:00 and 12:00-24:00.
- In May, auctions were held for :
 - ✓ export Hungary (01.05 – 30.05.2012, 31.05.2012);
 - ✓ import Hungary (01.05 – 27.05.2012, 28.05 – 31.05.2012);
 - ✓ export Serbia (01.05 – 06.05.2012, 07.05 - 20.05.2012, 21.05 – 31.05.2012);
 - ✓ import Serbia (01.05 – 31.05.2012);
 - ✓ export Bulgaria (01.05 – 31.05.2012);

- ✓ import Bulgaria (01.05 – 06.05.2012, 07.05 – 18.05.2012, 19.05 – 31.05.2012);
- ✓ import Ukraine (01.05 – 27.05.2012, 28.05 – 30.05.2012, 31.05.2012).
- Due to lack of capacity request from participants on import direction to Serbia were not allocated 15 MW throughout the month.
- The requested capacity on Bulgarian border is not detained by the Romanian TSO.
- Usage of allocated capacity on Ukrainian and Moldavian border is restricted by Ukrainian TSO agreement and respectively by the approval of the distribution operator of the passive consumption islands.
- Following ESO EAD request, it was bilaterally agreed between Romanian and Bulgarian TSOs to increase NTC values on the border, as follows:
 - on Bulgaria – Romania border direction, NTC value became:
 - 300 MW between 01 – 06.05.2012 (100 MW more than the value used on monthly auction)
 - 350 MW between 07 - 18.05.2012 and 250 MW between 19 - 20.05.2012 (50 MW more than the value used on monthly auction);
 - on Romania – Bulgaria border direction NTC value became 350 MW (50 MW more than the value used on monthly auction).
 - This supplementary capacity was offered to the daily and intraday auctions. The announcement of this modification was published on www.transelectrica.ro (Transparency section/ Capacity Auction and Use data / Details on TTC, TRM, NTC, AAC and ATC for each capacity allocation session/ NTC annual and monthly values.

Market for Allocation of Cross-Border Capacities

Monthly auction. Results of 01 - 31 May 2012

	Prices [euro/MW/h]	Capacities [MW]						
	Results	TTC*	NTC*	ATC	AAC	Requested	Allocated	Final Rights**
Hungary export								
01 - 30 may 2012	0.47	450	350	155	195	437	137	332
31 may 2012	0.47	400	300	105	195	437	103	298
Hungary import								
01 - 27 may 2012	0.05	700	600	455	145	501	450	595
28 - 31 may 2012	0.05	550	450	305	145	501	305	450
Bulgaria export								
01 - 31 may 2012	0.01	400	300	110	190	-	110	300
Bulgaria import								
01 - 06 may 2012	6.21	300	200	50	150	-	50	200
07 - 18 may 2012	5.57	300	300	150	150	-	150	300
19 - 31 may 2012	6.75	300	200	50	150	-	50	200
Serbia export								
01 - 06 may 2012	1.27	400	300	75	75	235	75	300
07 - 20 may 2012	1.25	450	350	100	75	265	100	350
21 - 31 may 2012	1.33	400	300	75	75	235	75	300
Serbia import								
01 - 31 may 2012	0.00	450	350	125	50	110	110	335
Ukraine export								
01 - 31 may 2012	-	150	50	0	50	-	-	50
Ukraine import								
01 - 27 may 2012	1.60	300	200	150	50	313	150	200
28 - 30 may 2012	1.20	250	150	100	50	218	100	150
31 may 2012	1.20	200	100	50	50	108	50	100
Moldavia export								
01 - 31 may 2012	-	-	-	-	-	-	-	-
Moldavia import								
01 - 31 may 2012	-	175	175	0	175	-	-	175

** total values

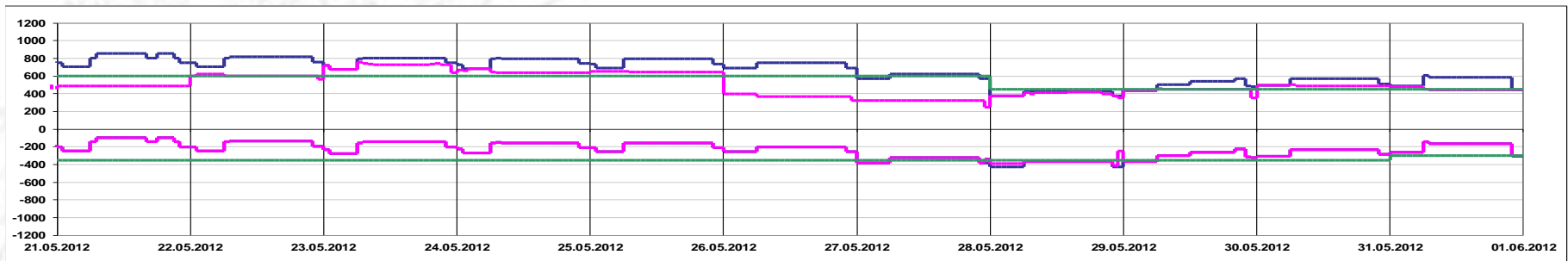
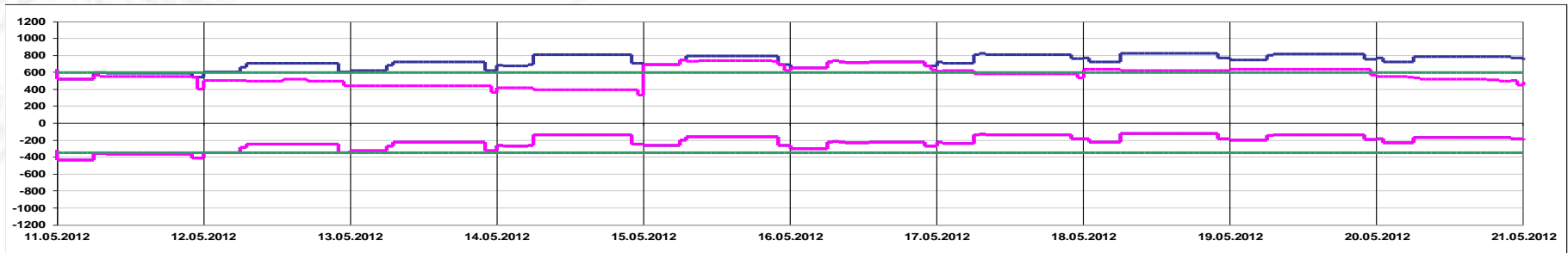
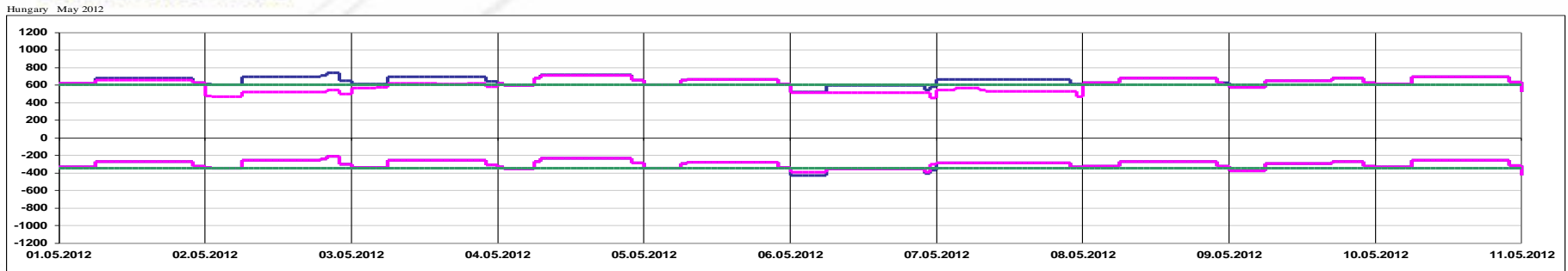
*** final rights = monthly allocated capacities + annual allocated capacities (border and direction total values) after withdrawals.

Note: Values of ATC, AAC, Requested and Allocated capacities on Serbian border are related to auctions organized by Romanian TSO



Market for Allocation of Cross-Border Capacities

Daily Auctions on Romanian – Hungarian border



Offered Capacity on Daily Auction Import (+) / Export (-) [MW]

Allocated Capacity on Daily Auction Import (+) / Export (-) [MW]

Net Transfer Capacity (NTC) Import (+) / Export (-) [MW]

Public



Market for Allocation of Cross-Border Capacities

Daily Auctions on Romanian – Hungarian border

Auction Price
[Euro/MW/h] - Export

day	1	2	3	4	5	6	7	8	9	10	11	12	13	14	15	16	17	18	19	20	21	22	23	24	Max	
1	0.05	0.05	0.05	0.05	0.05	0.05	0.05	0.05	0.05	0.05	0.05	0.05	0.05	0.05	0.05	0.05	0.05	0.05	0.05	0.05	0.05	0.05	0.05	0.05	0.05	
2	0.02	0.02	0.02	0.02	0.02	0.02	0.03	0.03	0.03	0.03	0.03	0.03	0.03	0.03	0.03	0.03	0.03	0.03	0.03	0.03	0.03	0.05	0.03	0.03	0.05	
3	0.06	0.06	0.06	0.06	0.05	0.05	0.06	0.06	0.06	0.06	0.06	0.06	0.06	0.06	0.06	0.06	0.06	0.06	0.06	0.06	0.06	0.06	0.06	0.05	0.06	
4	0.05	0.05	0.05	0.05	0.05	0.05	0.05	0.11	0.15	0.25	0.15	0.15	0.15	0.15	0.15	0.15	0.36	0.36	0.50	0.50	0.55	0.55	0.25	0.05	0.55	
5	0.03	0.03	0.03	0.03	0.03	0.03	0.05	0.05	0.05	0.05	0.05	0.05	0.05	0.05	0.05	0.05	0.05	0.05	0.05	0.05	0.05	0.10	0.10	0.05	0.03	0.10
6	0.00	0.00	0.00	0.00	0.00	0.00	0.05	0.05	0.05	0.01	0.01	0.01	0.01	0.01	0.01	0.01	0.01	0.01	0.01	0.01	0.01	0.01	0.01	0.00	0.00	0.05
7	0.03	0.03	0.03	0.03	0.03	0.03	0.05	0.05	0.05	0.05	0.05	0.05	0.05	0.05	0.05	0.05	0.03	0.05	0.05	0.05	0.03	0.03	0.01	0.00	0.05	
8	0.05	0.05	0.05	0.05	0.05	0.05	0.05	0.05	0.11	0.11	0.11	0.11	0.05	0.05	0.05	0.05	0.05	0.05	0.11	0.11	0.11	0.21	0.11	0.05	0.03	0.21
9	0.05	0.05	0.05	0.05	0.05	0.05	0.13	0.13	0.13	0.13	0.13	0.13	0.13	0.13	0.13	0.13	0.13	0.13	0.13	0.13	0.13	0.13	0.13	0.13	0.05	0.13
10	0.05	0.05	0.05	0.05	0.05	0.05	0.11	0.12	0.13	0.13	0.12	0.11	0.11	0.11	0.11	0.11	0.11	0.11	0.11	0.12	0.12	0.11	0.05	0.03	0.13	
11	0.02	0.02	0.02	0.02	0.02	0.02	0.03	0.03	0.03	0.03	0.03	0.03	0.03	0.03	0.03	0.03	0.03	0.03	0.03	0.03	0.03	0.03	0.03	0.01	0.03	
12	0.03	0.03	0.03	0.03	0.03	0.03	0.05	0.07	0.07	0.07	0.07	0.07	0.07	0.07	0.07	0.07	0.07	0.07	0.07	0.07	0.07	0.07	0.03	0.02	0.07	
13	0.04	0.04	0.04	0.04	0.04	0.04	0.05	0.05	0.05	0.05	0.05	0.05	0.05	0.05	0.05	0.05	0.05	0.05	0.05	0.05	0.15	0.15	0.05	0.02	0.15	
14	0.02	0.02	0.02	0.02	0.02	0.85	2.77	4.00	5.00	5.00	5.00	5.00	4.55	4.55	4.55	4.55	4.55	4.55	4.55	4.55	5.00	5.00	3.17	1.02	0.02	5.00
15	0.30	0.30	0.30	0.30	0.15	0.15	0.21	0.50	0.76	0.76	0.76	0.76	0.76	0.76	0.76	0.76	0.76	0.76	0.76	0.76	0.76	0.55	0.30	0.10	0.07	0.76
16	0.07	0.07	0.07	0.07	0.07	0.07	0.10	0.10	0.27	0.27	0.27	0.27	0.27	0.27	0.27	0.27	0.27	0.27	0.30	0.30	0.27	0.10	0.07	0.03	0.30	
17	0.07	0.07	0.07	0.07	0.07	0.07	0.55	1.61	2.11	2.11	2.22	2.22	2.11	2.11	2.11	2.11	2.11	2.11	2.11	2.11	2.11	2.22	2.11	1.17	0.20	2.22
18	0.05	0.02	0.02	0.02	0.02	0.02	2.00	5.00	5.55	5.55	5.55	5.55	5.55	5.55	5.55	5.55	5.56	5.56	6.66	6.66	15.01	15.01	4.20	2.80	15.01	
19	0.50	0.50	0.50	0.50	0.50	0.50	0.70	0.51	0.51	0.51	0.51	0.51	0.51	0.51	0.51	0.51	0.51	0.51	0.51	0.51	1.56	1.51	1.51	0.33	1.56	
20	0.07	0.05	0.05	0.05	0.05	0.05	0.20	0.20	0.11	0.11	0.11	0.11	0.11	0.11	0.11	0.11	0.11	0.11	0.11	0.11	0.11	0.11	0.11	0.07	0.20	
21	0.03	0.02	0.02	0.02	0.02	0.02	0.05	0.30	0.30	0.30	0.30	0.26	0.26	0.26	0.26	0.26	0.05	0.05	0.30	0.30	0.30	0.30	0.03	0.03	0.30	
22	0.10	0.03	0.03	0.03	0.03	0.03	0.30	0.31	0.56	0.56	0.56	0.56	0.56	0.56	0.56	0.56	0.56	0.56	1.00	1.00	1.00	0.99	0.57	0.21	1.00	
23	0.11	0.10	0.10	0.10	0.10	0.10	0.25	0.26	0.26	0.26	0.26	0.26	0.25	0.25	0.25	0.25	0.25	0.25	0.25	0.25	0.25	0.26	0.25	0.26	0.26	
24	0.03	0.01	0.01	0.01	0.01	0.01	0.15	0.15	0.15	0.15	0.15	0.15	0.15	0.15	0.15	0.15	0.15	0.15	0.15	0.15	0.15	0.15	0.15	0.03	0.21	
25	0.12	0.05	0.05	0.05	0.05	0.05	0.15	0.18	0.40	0.44	0.40	0.40	0.40	0.40	0.40	0.40	0.40	0.40	0.40	0.40	0.40	0.30	0.18	0.05	0.05	0.44
26	0.05	0.05	0.05	0.05	0.05	0.05	0.12	0.12	0.13	0.13	0.13	0.13	0.13	0.13	0.13	0.13	0.12	0.12	0.12	0.12	0.12	0.12	0.05	0.03	0.13	
27	0.03	0.03	0.03	0.03	0.03	0.03	0.05	0.05	0.05	0.05	0.05	0.05	0.05	0.05	0.05	0.05	0.05	0.05	0.05	0.05	0.05	0.05	0.05	0.00	0.05	
28	0.00	0.00	0.00	0.00	0.00	0.00	0.02	0.02	0.02	0.02	0.02	0.02	0.02	0.02	0.02	0.02	0.02	0.02	0.02	0.02	0.02	0.02	0.00	0.00	0.02	0.02
29	0.03	0.03	0.03	0.03	0.03	0.03	0.10	0.10	0.10	0.10	0.10	0.10	0.11	0.11	0.11	0.11	0.11	0.11	0.11	0.11	0.11	0.11	0.11	0.11	0.03	0.11
30	0.12	0.12	0.12	0.12	0.12	0.12	0.12	0.12	0.12	0.12	0.12	0.12	0.12	0.12	0.12	0.12	0.12	0.12	0.12	0.12	0.12	0.12	0.12	0.03	0.16	
31	0.05	0.05	0.05	0.05	0.05	0.05	0.35	0.35	0.50	0.50	0.50	0.50	0.50	0.50	0.50	0.20	0.20	0.20	0.20	0.20	0.35	0.20	0.00	0.00	0.50	

Hungary May 2012



Market for Allocation of Cross-Border Capacities

Daily Auctions on Romanian – Hungarian border

Auction Price [Euro/MW/h] - Import

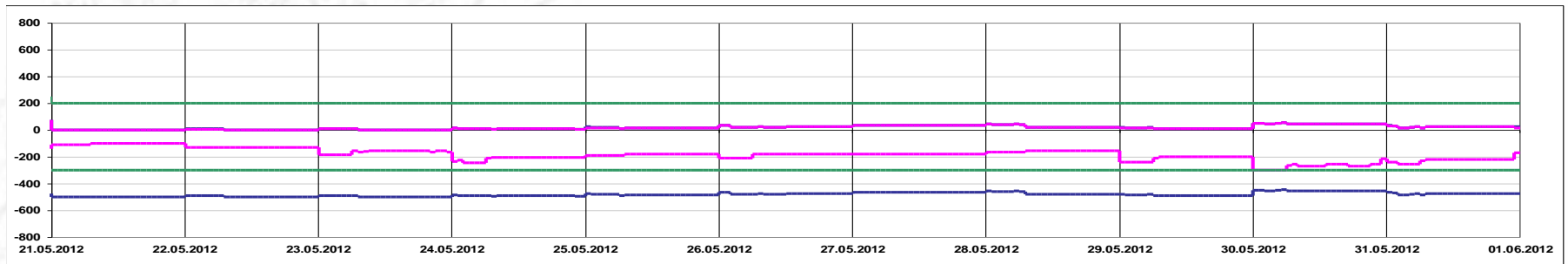
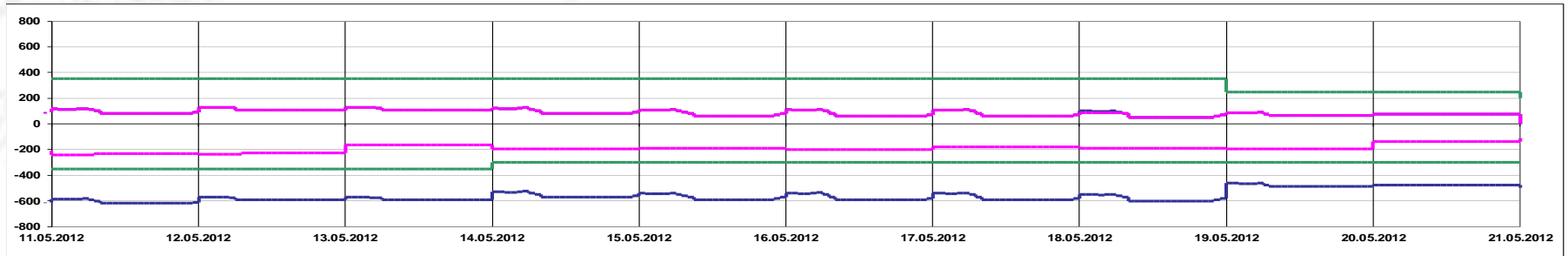
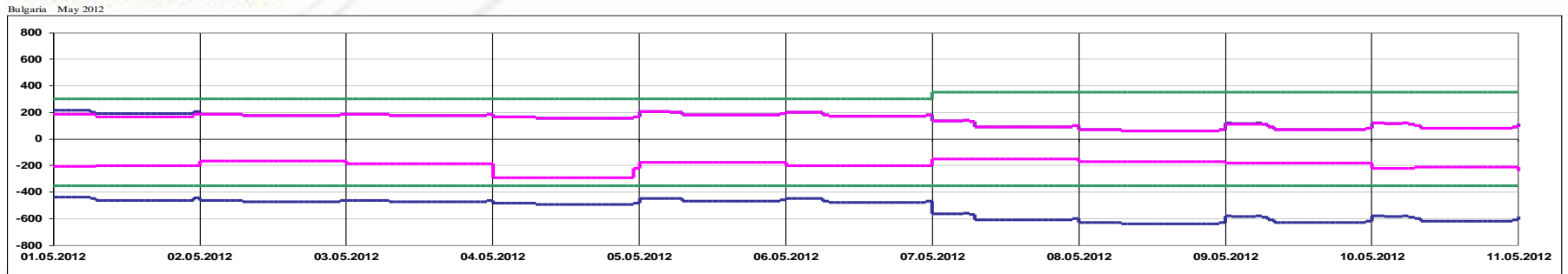
day	1	2	3	4	5	6	7	8	9	10	11	12	13	14	15	16	17	18	19	20	21	22	23	24	Max	
1	0.01	0.01	0.01	0.01	0.01	0.01	0.00	0.00	0.00	0.00	0.00	0.00	0.00	0.00	0.00	0.00	0.00	0.00	0.00	0.00	0.00	0.00	0.01	0.01	0.01	
2	0.00	0.00	0.00	0.00	0.00	0.00	0.00	0.00	0.00	0.00	0.00	0.00	0.00	0.00	0.00	0.00	0.00	0.00	0.00	0.00	0.00	0.00	0.00	0.00	0.00	0.00
3	0.00	0.00	0.00	0.00	0.00	0.00	0.00	0.00	0.00	0.00	0.00	0.00	0.00	0.00	0.00	0.00	0.00	0.00	0.00	0.00	0.00	0.00	0.00	0.00	0.00	0.00
4	0.03	0.03	0.03	0.03	0.03	0.03	0.02	0.00	0.00	0.00	0.00	0.00	0.00	0.00	0.00	0.00	0.00	0.00	0.00	0.00	0.00	0.00	0.00	0.02	0.02	0.03
5	0.10	0.10	0.10	0.10	0.10	0.10	0.10	0.10	0.10	0.10	0.10	0.10	0.10	0.10	0.10	0.10	0.10	0.10	0.10	0.10	0.10	0.10	0.10	0.10	0.10	0.10
6	0.00	0.00	0.00	0.00	0.00	0.00	0.00	0.00	0.00	0.00	0.00	0.00	0.00	0.00	0.00	0.00	0.00	0.00	0.00	0.00	0.00	0.00	0.00	0.00	0.00	0.00
7	0.00	0.00	0.00	0.00	0.00	0.00	0.00	0.00	0.00	0.00	0.00	0.00	0.00	0.00	0.00	0.00	0.00	0.00	0.00	0.00	0.00	0.00	0.00	0.00	0.00	0.00
8	0.05	0.05	0.05	0.10	0.10	0.10	0.05	0.03	0.05	0.05	0.05	0.05	0.05	0.05	0.05	0.05	0.05	0.05	0.05	0.03	0.03	0.03	0.01	0.03	0.00	0.10
9	0.06	0.06	0.06	0.06	0.06	0.06	0.05	0.05	0.05	0.05	0.05	0.05	0.05	0.05	0.05	0.05	0.05	0.05	0.05	0.05	0.05	0.05	0.05	0.05	0.03	0.06
10	0.06	0.06	0.06	0.06	0.06	0.06	0.03	0.03	0.03	0.03	0.03	0.03	0.03	0.03	0.03	0.03	0.03	0.03	0.03	0.03	0.03	0.03	0.03	0.05	0.03	0.06
11	0.05	0.05	0.05	0.05	0.05	0.05	0.00	0.00	0.00	0.00	0.00	0.00	0.00	0.00	0.00	0.00	0.00	0.00	0.00	0.00	0.00	0.00	0.00	0.03	0.00	0.05
12	0.00	0.00	0.00	0.00	0.00	0.00	0.00	0.00	0.00	0.00	0.00	0.00	0.00	0.00	0.00	0.00	0.00	0.00	0.00	0.00	0.00	0.00	0.00	0.00	0.00	0.00
13	0.00	0.00	0.00	0.00	0.00	0.00	0.00	0.00	0.00	0.00	0.00	0.00	0.00	0.00	0.00	0.00	0.00	0.00	0.00	0.00	0.00	0.00	0.00	0.00	0.00	0.00
14	0.00	0.00	0.00	0.00	0.00	0.00	0.00	0.00	0.00	0.00	0.00	0.00	0.00	0.00	0.00	0.00	0.00	0.00	0.00	0.00	0.00	0.00	0.00	0.00	0.00	0.00
15	0.01	0.01	0.01	0.01	0.01	0.01	0.00	0.00	0.00	0.00	0.00	0.00	0.00	0.00	0.00	0.00	0.00	0.00	0.00	0.00	0.00	0.00	0.00	0.01	0.00	0.01
16	0.01	0.01	0.01	0.01	0.01	0.01	0.01	0.01	0.01	0.01	0.01	0.01	0.01	0.01	0.01	0.01	0.01	0.01	0.01	0.01	0.01	0.01	0.01	0.01	0.01	0.01
17	0.00	0.00	0.00	0.00	0.00	0.00	0.00	0.00	0.00	0.00	0.00	0.00	0.00	0.00	0.00	0.00	0.00	0.00	0.00	0.00	0.00	0.00	0.00	0.00	0.00	0.00
18	0.00	0.00	0.00	0.00	0.00	0.00	0.00	0.00	0.00	0.00	0.00	0.00	0.00	0.00	0.00	0.00	0.00	0.00	0.00	0.00	0.00	0.00	0.00	0.00	0.00	0.00
19	0.00	0.00	0.00	0.00	0.00	0.00	0.00	0.00	0.00	0.00	0.00	0.00	0.00	0.00	0.00	0.00	0.00	0.00	0.00	0.00	0.00	0.00	0.00	0.00	0.00	0.00
20	0.00	0.00	0.00	0.00	0.00	0.00	0.00	0.00	0.00	0.00	0.00	0.00	0.00	0.00	0.00	0.00	0.00	0.00	0.00	0.00	0.00	0.00	0.00	0.00	0.00	0.00
21	0.00	0.00	0.00	0.00	0.00	0.00	0.00	0.00	0.00	0.00	0.00	0.00	0.00	0.00	0.00	0.00	0.00	0.00	0.00	0.00	0.00	0.00	0.00	0.00	0.00	0.00
22	0.00	0.00	0.00	0.00	0.00	0.00	0.00	0.00	0.00	0.00	0.00	0.00	0.00	0.00	0.00	0.00	0.00	0.00	0.00	0.00	0.00	0.00	0.00	0.00	0.00	0.00
23	0.01	0.01	0.01	0.01	0.01	0.01	0.00	0.00	0.00	0.00	0.00	0.00	0.00	0.00	0.00	0.00	0.00	0.00	0.00	0.00	0.00	0.00	0.00	0.00	0.00	0.01
24	0.00	0.00	0.00	0.01	0.01	0.01	0.00	0.00	0.00	0.00	0.00	0.00	0.00	0.00	0.00	0.00	0.00	0.00	0.00	0.00	0.00	0.00	0.00	0.00	0.00	0.01
25	0.00	0.00	0.00	0.00	0.00	0.00	0.00	0.00	0.00	0.00	0.00	0.00	0.00	0.00	0.00	0.00	0.00	0.00	0.00	0.00	0.00	0.00	0.00	0.00	0.00	0.00
26	0.00	0.00	0.00	0.00	0.00	0.00	0.00	0.00	0.00	0.00	0.00	0.00	0.00	0.00	0.00	0.00	0.00	0.00	0.00	0.00	0.00	0.00	0.00	0.00	0.00	0.00
27	0.00	0.00	0.00	0.00	0.00	0.00	0.00	0.00	0.00	0.00	0.00	0.00	0.00	0.00	0.00	0.00	0.00	0.00	0.00	0.00	0.00	0.00	0.00	0.00	0.00	0.00
28	0.03	0.03	0.03	0.03	0.03	0.03	0.00	0.00	0.00	0.00	0.00	0.00	0.00	0.00	0.00	0.00	0.00	0.00	0.00	0.00	0.00	0.00	0.00	0.00	0.00	0.03
29	0.03	0.03	0.03	0.03	0.03	0.03	0.00	0.00	0.00	0.00	0.00	0.00	0.00	0.00	0.00	0.00	0.00	0.00	0.00	0.00	0.00	0.00	0.00	0.00	0.00	0.03
30	0.01	0.01	0.01	0.01	0.01	0.01	0.00	0.00	0.00	0.00	0.00	0.00	0.00	0.00	0.00	0.00	0.00	0.00	0.00	0.00	0.00	0.00	0.00	0.00	0.00	0.01
31	0.00	0.00	0.00	0.00	0.00	0.00	0.00	0.00	0.00	0.00	0.00	0.00	0.00	0.00	0.00	0.00	0.00	0.00	0.00	0.00	0.00	0.00	0.00	0.01	0.01	0.01

Hungary May 2012



Market for Allocation of Cross-Border Capacities

Daily Auctions on Romanian – Bulgarian border



Offered Capacity on Daily Auction Import (+) / Export (-) [MW]

Allocated Capacity on Daily Auction Import (+) / Export (-) [MW]

Net Transfer Capacity (NTC) Import (+) / Export (-) [MW]



Market for Allocation of Cross-Border Capacities

Daily Auctions on Romanian – Bulgarian border

Auction Price [Euro/MW/h] – Import

day	1	2	3	4	5	6	7	8	9	10	11	12	13	14	15	16	17	18	19	20	21	22	23	24	Max	
1	0.00	0.00	0.00	0.00	0.00	0.00	0.00	0.00	0.00	0.00	0.00	0.00	0.00	0.00	0.00	0.00	0.00	0.00	0.00	0.00	0.00	0.00	0.00	0.00	0.00	0.00
2	0.00	0.00	0.00	0.00	0.00	0.00	0.00	0.01	0.01	0.01	0.01	0.01	0.01	0.01	0.01	0.01	0.01	0.01	0.01	0.01	0.01	0.01	0.01	0.01	0.01	0.01
3	0.03	0.03	0.03	0.03	0.03	0.03	0.03	0.05	0.05	0.05	0.05	0.05	0.05	0.05	0.05	0.05	0.05	0.05	0.05	0.05	0.05	0.05	0.05	0.03	0.03	0.05
4	0.05	0.05	0.05	0.05	0.05	0.05	0.05	0.05	0.05	0.05	0.05	0.05	0.05	0.05	0.05	0.05	0.05	0.05	0.14	0.14	0.14	0.14	0.14	0.05	0.03	0.14
5	0.02	0.02	0.02	0.02	0.02	0.02	0.02	0.02	0.02	0.02	0.02	0.02	0.02	0.02	0.02	0.02	0.02	0.02	0.02	0.02	0.02	0.02	0.02	0.02	0.02	0.02
6	0.03	0.03	0.03	0.03	0.03	0.03	0.03	0.03	0.03	0.03	0.03	0.03	0.03	0.03	0.03	0.03	0.03	0.03	0.03	0.03	0.03	0.03	0.03	0.03	0.03	0.03
7	0.05	0.05	0.05	0.05	0.05	0.05	0.05	0.05	0.05	0.05	0.05	0.05	0.05	0.05	0.05	0.05	0.05	0.05	0.05	0.05	0.05	0.05	0.05	0.05	0.05	0.05
8	0.01	0.01	0.01	0.01	0.01	0.01	0.01	0.05	0.13	0.13	0.13	0.13	0.05	0.05	0.05	0.05	0.05	0.05	0.05	0.05	0.05	0.13	0.05	0.05	0.01	0.13
9	0.00	0.00	0.00	0.00	0.00	0.00	0.00	0.01	0.01	0.01	0.01	0.01	0.01	0.01	0.01	0.01	0.01	0.01	0.01	0.01	0.01	0.01	0.01	0.01	0.01	0.01
10	0.01	0.01	0.01	0.01	0.01	0.01	0.01	0.03	0.05	0.05	0.05	0.03	0.03	0.03	0.03	0.03	0.03	0.03	0.03	0.05	0.05	0.03	0.03	0.03	0.03	0.05
11	0.01	0.01	0.01	0.01	0.01	0.01	0.01	0.01	0.04	0.04	0.04	0.04	0.04	0.04	0.04	0.04	0.04	0.04	0.04	0.04	0.04	0.04	0.04	0.04	0.01	0.04
12	0.01	0.01	0.01	0.01	0.01	0.01	0.01	0.01	0.01	0.01	0.01	0.01	0.01	0.01	0.01	0.01	0.01	0.01	0.01	0.01	0.01	0.01	0.01	0.01	0.01	0.01
13	0.01	0.01	0.01	0.01	0.01	0.01	0.01	0.01	0.01	0.01	0.01	0.01	0.01	0.01	0.01	0.01	0.01	0.01	0.01	0.01	0.01	0.01	0.01	0.01	0.01	0.01
14	0.03	0.03	0.03	0.03	0.03	0.03	0.03	0.04	0.10	0.10	0.10	0.10	0.04	0.04	0.04	0.04	0.04	0.04	0.04	0.04	0.10	0.10	0.04	0.04	0.04	0.10
15	0.01	0.01	0.01	0.01	0.01	0.01	0.01	0.02	0.04	0.05	0.05	0.05	0.05	0.05	0.05	0.05	0.05	0.05	0.05	0.05	0.05	0.05	0.04	0.04	0.02	0.05
16	0.01	0.01	0.01	0.01	0.01	0.01	0.01	0.01	0.05	0.05	0.05	0.05	0.05	0.05	0.05	0.05	0.05	0.05	0.05	0.05	0.05	0.05	0.05	0.05	0.01	0.05
17	0.01	0.01	0.01	0.01	0.01	0.00	0.05	0.05	2.22	2.22	2.22	2.22	2.22	2.22	2.22	2.22	2.22	2.22	2.22	2.22	2.22	2.22	2.22	0.60	0.56	0.12
18	0.00	0.00	0.00	0.00	0.00	0.00	0.00	0.66	5.05	5.05	5.05	5.05	5.05	5.05	5.05	5.05	5.05	5.05	5.05	5.05	5.05	5.05	1.01	0.99	0.26	5.05
19	0.03	0.03	0.03	0.03	0.03	0.03	0.05	0.05	0.05	0.05	0.05	0.05	0.05	0.05	0.05	0.05	0.05	0.05	0.05	0.05	0.05	0.05	0.05	0.05	0.05	0.05
20	0.05	0.05	0.05	0.05	0.05	0.05	0.05	0.05	0.05	0.05	0.05	0.05	0.05	0.05	0.05	0.05	0.05	0.05	0.05	0.05	0.05	0.05	0.05	0.05	0.05	0.05
21																										0.00
22	0.00	0.00	0.00	0.00	0.00	0.00	0.00																			0.00
23	0.01	0.01	0.01	0.01	0.01	0.01	0.01																			0.01
24	0.01	0.01	0.01	0.01	0.05	0.05	0.05	0.01	0.05	0.05	0.05	0.05	0.05	0.05	0.05	0.05	0.05	0.05	0.05	0.05	0.05	0.05	0.05	0.01	0.01	0.05
25	0.00	0.00	0.00	0.00	0.00	0.00	0.01	0.01	0.01	0.01	0.01	0.01	0.01	0.01	0.01	0.01	0.01	0.01	0.01	0.01	0.01	0.01	0.01	0.01	0.01	0.01
26	0.02	0.02	0.03	0.03	0.03	0.03	0.03	0.03	0.03	0.03	0.03	0.03	0.03	0.03	0.03	0.03	0.03	0.03	0.03	0.03	0.03	0.03	0.03	0.03	0.03	0.03
27	0.01	0.01	0.01	0.01	0.01	0.01	0.01	0.01	0.01	0.01	0.01	0.01	0.01	0.01	0.01	0.01	0.01	0.01	0.01	0.01	0.01	0.01	0.01	0.01	0.01	0.01
28	0.01	0.01	0.01	0.01	0.01	0.01	0.01	0.02	0.02	0.02	0.02	0.02	0.02	0.02	0.02	0.02	0.02	0.02	0.02	0.02	0.02	0.02	0.02	0.02	0.02	0.02
29	0.00	0.00	0.01	0.01	0.00	0.00	0.05	0.05	0.05	0.05	0.05	0.05	0.05	0.05	0.05	0.05	0.05	0.05	0.05	0.05	0.05	0.05	0.05	0.05	0.05	0.05
30	0.05	0.05	0.05	0.05	0.05	0.05	0.05	0.05	0.05	0.05	0.05	0.05	0.05	0.05	0.05	0.05	0.05	0.05	0.05	0.05	0.05	0.05	0.05	0.05	0.05	0.05
31	0.00	0.00	0.05	0.05	0.05	0.01	0.05	0.06	0.06	0.55	0.55	0.55	0.01	0.01	0.01	0.01	0.01	0.01	0.01	0.01	0.01	0.01	0.01	0.01	0.01	0.55

Bulgaria May 2012



Market for Allocation of Cross-Border Capacities

Statistics on Monthly Auction

May 2012		1	2	3	4	5	6	7	8	9	10	11	12	13	14	15	16	17	18	19	20	21	22	23	24	25	26	27	28	29	30	31	
Hungary export	Number of Participants	14	14	14	14	14	14	14	14	14	14	14	14	14	14	14	14	14	14	14	14	14	14	14	14	14	14	14	14	14	14	14	
	Number of Capacity Holders	7	7	7	7	7	7	7	7	7	7	7	7	7	7	7	7	7	7	7	7	7	7	7	7	7	7	7	7	7	7	7	
	Number of Bids	41	41	41	41	41	41	41	41	41	41	41	41	41	41	41	41	41	41	41	41	41	41	41	41	41	41	41	41	41	41	41	
Hungary import	Number of Participants	14	14	14	14	14	14	14	14	14	14	14	14	14	14	14	14	14	14	14	14	14	14	14	14	14	14	14	14	14	14	14	
	Number of Capacity Holders	13	13	13	13	13	13	13	13	13	13	13	13	13	13	13	13	13	13	13	13	13	13	13	13	13	13	13	13	13	13	13	
	Number of Bids	44	44	44	44	44	44	44	44	44	44	44	44	44	44	44	44	44	44	44	44	44	44	44	44	44	44	44	44	44	44	44	
Bulgaria export	Number of Participants																																
	Number of Capacity Holders	8	8	8	8	8	8	8	8	8	8	8	8	8	8	8	8	8	8	8	8	8	8	8	8	8	8	8	8	8	8	8	
	Number of Bids																																
Bulgaria import	Number of Participants																																
	Number of Capacity Holders	5	5	5	5	5	5	7	7	7	7	7	7	7	7	7	7	7	7	5	5	5	5	5	5	5	5	5	5	5	5	5	
	Number of Bids																																
Serbia export	Number of Participants	8	8	8	8	8	8	8	8	8	8	8	8	8	8	8	8	8	8	8	8	8	8	8	8	8	8	8	8	8	8	8	
	Number of Capacity Holders	3	3	3	3	3	3	3	3	3	3	3	3	3	3	3	3	3	3	3	3	3	3	3	3	3	3	3	3	3	3	3	
	Number of Bids	23	23	23	23	23	23	22	22	22	22	22	22	22	22	22	22	22	22	22	22	23	23	23	23	23	23	23	23	23	23	23	
Serbia import	Number of Participants	7	7	7	7	7	7	7	7	7	7	7	7	7	7	7	7	7	7	7	7	7	7	7	7	7	7	7	7	7	7	7	
	Number of Capacity Holders	7	7	7	7	7	7	7	7	7	7	7	7	7	7	7	7	7	7	7	7	7	7	7	7	7	7	7	7	7	7	7	
	Number of Bids	12	12	12	12	12	12	12	12	12	12	12	12	12	12	12	12	12	12	12	12	12	12	12	12	12	12	12	12	12	12	12	
Ukraine export	Number of Participants																																
	Number of Capacity Holders																																
	Number of Bids																																
Ukraine import	Number of Participants	6	6	6	6	6	6	6	6	6	6	6	6	6	6	6	6	6	6	6	6	6	6	6	6	6	6	6	5	5	5	5	
	Number of Capacity Holders	3	3	3	3	3	3	3	3	3	3	3	3	3	3	3	3	3	3	3	3	3	3	3	3	3	3	3	3	3	3	2	
	Number of Bids	27	27	27	27	27	27	27	27	27	27	27	27	27	27	27	27	27	27	27	27	27	27	27	27	27	27	27	22	22	22	13	

May 2012	Maxim	Minim
Number of Participants	14	5
Number of Capacity Holders	13	2
Number of Bids	44	12

Note: Information regarding number of participants and number of bids on Bulgarian border are not detailed by the Romanian TSO



Market for Allocation of Cross-Border Capacities

Statistics on Daily Auctions

May 2012		Daily Auctions																														
		1	2	3	4	5	6	7	8	9	10	11	12	13	14	15	16	17	18	19	20	21	22	23	24	25	26	27	28	29	30	31
Hungary Export	Number of Participants	7	6	9	11	7	6	6	8	8	9	7	8	6	10	11	8	13	11	9	7	6	9	9	8	9	9	5	6	10	10	11
	Number of Capacity Holders	5	5	7	7	6	6	6	6	7	6	6	8	5	7	7	6	10	7	6	5	6	8	8	8	8	8	5	6	9	8	8
	Number of Bids	15	11	18	23	14	12	11	16	14	18	15	18	11	16	21	18	24	20	19	14	12	18	19	20	17	18	12	12	19	21	18
Hungary Import	Number of Participants	9	5	9	9	9	6	7	11	9	10	11	9	6	6	10	13	10	7	7	6	5	8	10	10	9	8	6	8	10	9	9
	Number of Capacity Holders	9	5	9	9	6	6	7	10	9	10	11	9	6	6	10	13	9	7	7	6	5	8	9	10	9	8	6	8	10	9	8
	Number of Bids	18	11	17	18	25	13	15	22	19	22	20	18	9	8	16	23	14	15	15	10	8	16	17	16	15	14	9	17	16	13	12
Bulgaria Export	Number of Participants	5	3	5	5	4	4	4	4	4	6	6	6	5	4	4	4	4	3	3	3	4	2	4	5	5	5	5	5	5	6	6
	Number of Capacity Holders	5	3	5	5	4	4	4	4	4	6	6	6	5	4	4	4	3	3	3	3	4	2	4	5	5	5	5	5	5	6	6
	Number of Bids	8	6	9	9	7	7	6	6	6	9	8	8	6	6	6	8	5	7	6	5	5	3	5	6	6	6	6	6	6	9	7
Bulgaria Import	Number of Participants	4	3	6	7	4	4	5	5	4	7	5	5	4	6	6	5	6	6	5	4	0	1	3	4	3	4	3	3	4	4	6
	Number of Capacity Holders	4	3	6	5	4	3	5	3	4	5	5	5	4	5	5	5	4	4	5	4	0	1	2	3	3	4	3	3	4	3	4
	Number of Bids	8	6	13	11	6	6	9	5	4	10	7	6	5	11	8	8	10	9	12	6			1	4	4	3	6	6	5	4	7

Note:

- In the table are represented the daily maximum hourly values.



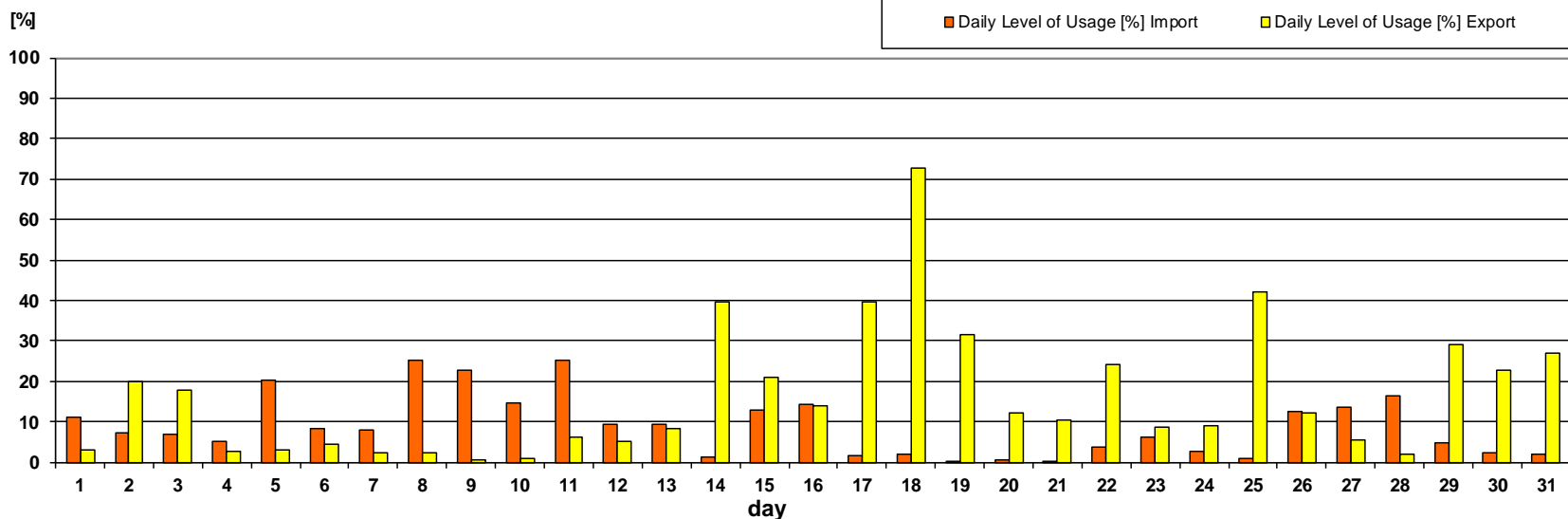
Market for Allocation of Cross-Border Capacities

Daily Auctions on Romanian – Hungarian border

Usage Level of Daily Allocated Capacity

May 2012

Hungary



Daily Level of Usage [%]

May 2012	1	2	3	4	5	6	7	8	9	10	11	12	13	14	15	16	17	18	19	20	21	22	23	24	25	26	27	28	29	30	31
Import	11.08	7.35	6.79	5.17	20.09	8.20	8.04	25.24	22.65	14.51	25.09	9.47	9.37	1.26	12.79	14.35	1.76	2.04	0.14	0.62	0.04	3.62	6.27	2.71	0.84	12.53	13.46	16.36	4.81	2.12	1.93
Export	3.01	19.78	17.71	2.74	2.83	4.45	2.42	2.40	0.51	1.03	6.00	5.02	8.13	39.44	21.13	13.81	39.64	72.56	31.44	12.27	10.53	24.03	8.78	9.02	42.22	12.08	5.50	1.87	28.98	22.87	26.84

Level of usage of daily allocated capacity, calculated at monthly level, as ratio between sum of nominated daily capacities and sum of daily allocated capacities, has the following values:

- Import 8.89 [%]
- Export 13.38 [%]

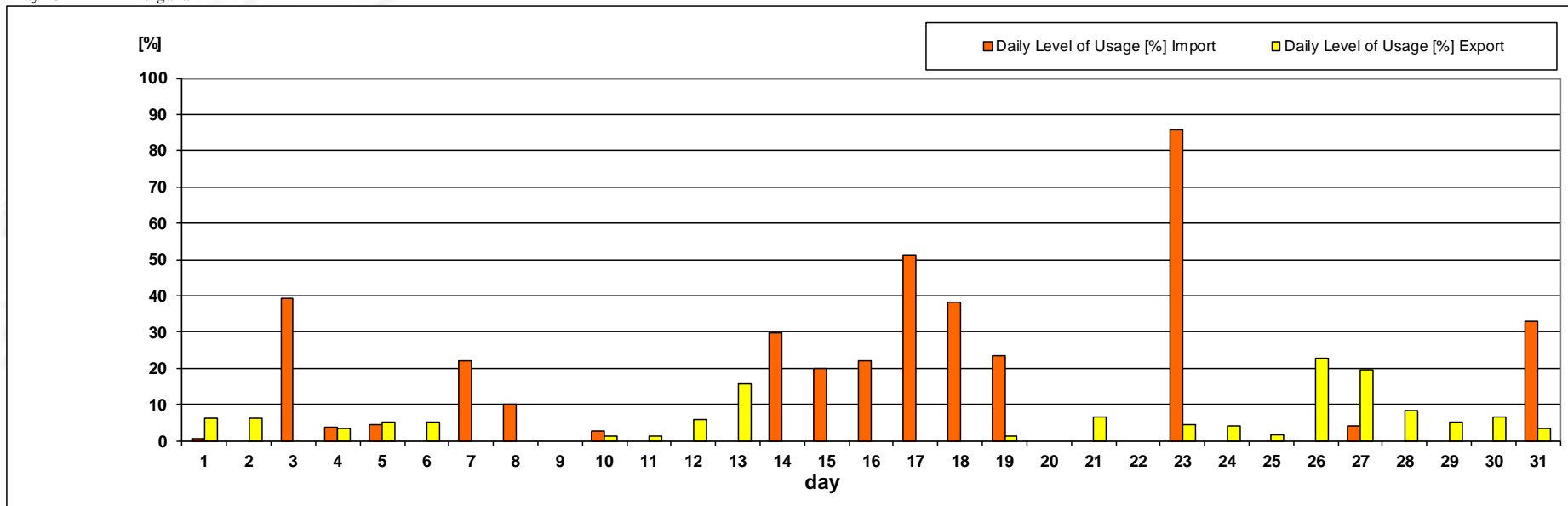


Market for Allocation of Cross-Border Capacities

Daily Auctions on Romanian – Bulgarian border

Usage Level of Daily Allocated Capacity

May 2012 Bulgaria

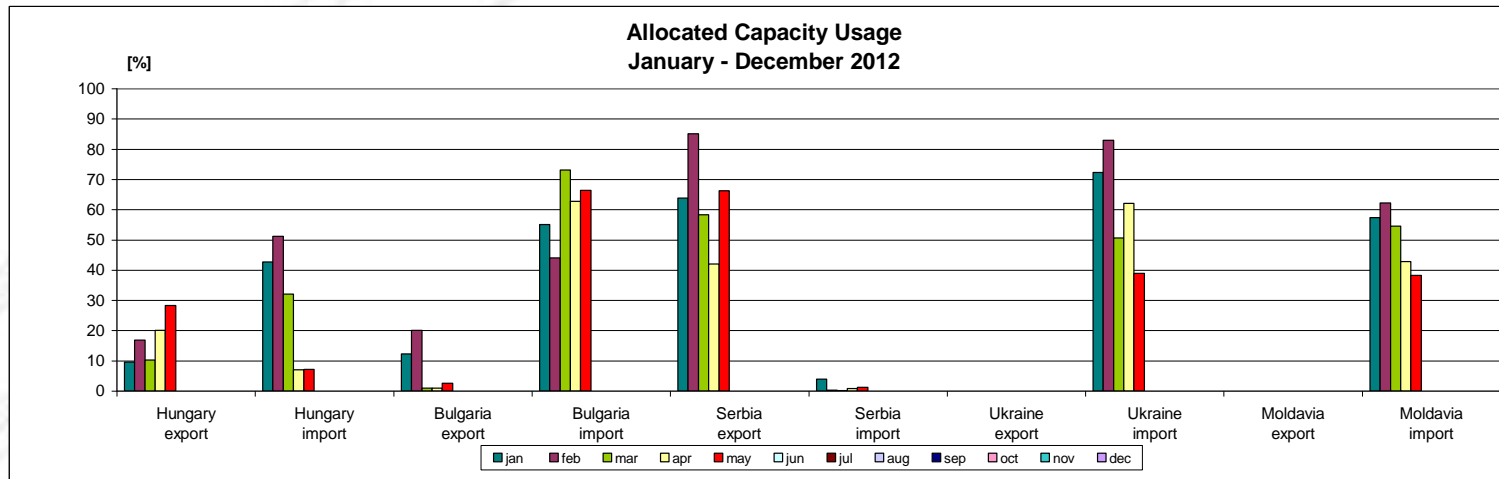


Daily Level of Usage [%]

May 2012	1	2	3	4	5	6	7	8	9	10	11	12	13	14	15	16	17	18	19	20	21	22	23	24	25	26	27	28	29	30	31
Import	0.49	0.00	39.43	3.62	4.33	0.00	22.06	9.87	0.00	2.71	0.00	0.00	0.00	29.69	20.07	22.15	51.20	38.21	23.32	0.00	-	0.00	85.71	0.00	0.00	0.00	3.92	0.00	0.00	0.00	33.02
Export	6.24	6.06	0.00	3.48	5.00	5.00	0.00	0.00	0.00	1.37	1.25	5.67	15.66	0.00	0.00	0.00	0.00	0.00	1.09	0.00	6.40	0.00	4.57	4.22	1.59	22.67	19.44	8.18	4.95	6.34	3.50

Level of usage of daily allocated capacity, calculated at monthly level, as ratio between sum of nominated daily capacities and sum of daily allocated capacities, has the following values:

- Import 10.97 [%]
- Export 4.26 [%]



Type A

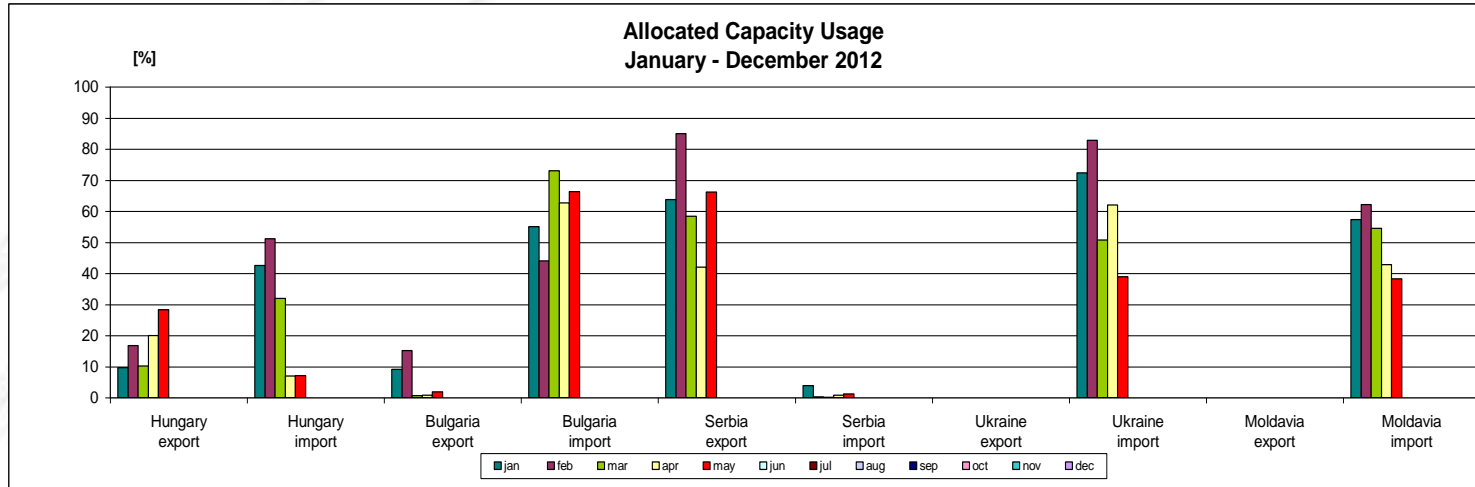
calculation:

The allocated capacity level of usage on one border and direction represents the percentage ratio between the energy associated with the commercial transactions, notified during a month, and the energy associated with the allocated capacity by the Romanian and by the neighbouring side, but only to those participants who have counterparties on the other side of the border.

[%]	Hungary export	Hungary import	Bulgaria export	Bulgaria import	Serbia export	Serbia import	Ukraine export	Ukraine import	Moldavia export	Moldavia import
jan	9.60	42.62	12.29	55.10	63.80	3.88	0.00	72.31	-	57.34
feb	16.79	51.17	20.11	44.07	85.01	0.28	0.00	82.85	-	62.18
mar	10.25	32.01	0.91	73.02	58.34	0.17	0.00	50.67	-	54.54
apr	20.05	7.00	1.00	62.71	42.05	0.82	0.00	62.06	-	42.82
may	28.28	7.14	2.51	66.36	66.22	1.23	0.00	38.94	-	38.19
jun										
jul										
aug										
sep										
oct										
nov										
dec										
average	17.00	27.99	7.36	60.25	63.08	1.28	0.00	61.37	-	51.01

Type A

Applying type A of calculation, in May, the highest level of usage is obtained on the export direction to Serbia and import direction from Bulgaria (66%). Compared with previous month it can be noticed a decrease of the usage level on Ukraine - Romania and Moldavia - Romania border directions and an increase of the usage level on Romania - Serbia and Bulgaria - Romania border directions.



Type B

calculation:

The allocated capacity level of usage on one border and direction represents the percentage ratio between the energy associated with the commercial transactions, notified during a month, and the energy associated with the allocated capacity by the Romanian and by the neighbouring side, to all participants, no matter if they have counterparties on the other side of the border or not.

[%]	Hungary export	Hungary import	Bulgaria export	Bulgaria import	Serbia export	Serbia import	Ukraine export	Ukraine import	Moldavia export	Moldavia import
jan	9.60	42.62	9.12	55.10	63.80	3.88	0.00	72.31	-	57.34
feb	16.79	51.17	15.17	44.07	85.01	0.28	0.00	82.85	-	62.18
mar	10.25	32.01	0.68	73.02	58.34	0.17	0.00	50.67	-	54.54
apr	20.05	7.00	0.77	62.71	42.05	0.82	0.00	62.06	-	42.82
may	28.28	7.14	1.88	66.36	66.22	1.23	0.00	38.94	-	38.19
jun										
jul										
aug										
sep										
oct										
nov										
dec										
average	17.00	27.99	5.52	60.25	63.08	1.28	0.00	61.37	-	51.01

Type B

Applying type B of calculation, the level of usage has a lower value on export direction to Bulgaria, this being the only difference from type A of calculation. Calculations were made using the results submitted by the neighboring TSOs.

Market for Allocation of Cross-Border Capacities

Synthesis (C1, C3, HHI) on type of auction and total values

Border	Auction												Total		
	Yearly			Monthly			Daily			Intraday			C1 [%]	C3 [%]	HHI
	C1 [%]	C3 [%]	HHI	C1 [%]	C3 [%]	HHI	C1 [%]	C3 [%]	HHI	C1 [%]	C3 [%]	HHI			
<i>Hungary import</i>	34.48	86.21	2865.64	17.77	38.87	974.70	43.98	76.47	2566.02	-	-	-	24.26	40.32	960.27
<i>Hungary export</i>	25.64	66.67	1742.27	25.56	63.54	1764.10	38.09	70.52	2212.89	100.00	100.00	10000.00	18.03	37.79	856.49
<i>Bulgaria import</i>	35.33	75.33	2279.11	27.89	62.40	1767.50	37.90	78.75	2616.34	100.00	100.00	10000.00	19.11	41.27	1018.41
<i>Bulgaria export</i>	57.89	89.47	4113.57	36.36	67.27	2061.16	47.38	81.17	2966.10	-	-	-	22.48	52.66	1249.60
<i>Serbia import</i>	40.00	70.00	2400.00	18.18	54.55	1570.25	-	-	-	-	-	-	18.75	46.88	1289.06
<i>Serbia export</i>	49.33	93.33	3454.22	45.23	100.00	3684.13	-	-	-	-	-	-	27.30	69.34	1951.42
<i>Ukraine import</i>	46.00	96.00	3432.00	49.66	100.00	3865.16	-	-	-	-	-	-	48.71	91.14	3358.04
<i>Ukraine export</i>	40.00	90.00	3000.00	-	-	-	-	-	-	-	-	-	40.00	90.00	3000.00
<i>Moldavia import</i>	71.43	100.00	5918.37	-	-	-	-	-	-	-	-	-	71.43	100.00	5918.37

•Total market share was calculated as ratio between total allocated capacity per each participant (at yearly, monthly, daily and intra-day auctions) and total allocated capacity per border and direction (at yearly, monthly, daily and intra-day auctions).

•Serbian border contains only results from auctions organized by Romanian TSO.



Contact persons

Transelectrica - Market Monitoring Department

Contact persons:

Octavia Unguroiu - Phone: 021 3035636;

Mihaela Petrescu - Phone: 021 3035633;

Ioana Craciun - Phone: 021 3035668;

Transelectrica - Operational Planning and Analysis Department

Contact person:

Emanuel Ionita - Phone: 021 3035655

Email: monitorizare@transelectrica.ro

Fax:021 3035630