



Transelectrica

Compania Națională
de Transport
al Energiei Electrice

WE LEAD THE POWER

MARKET MONITORING REPORT

Market for Allocation of Cross-Border Capacities

March 2012

Abbreviations



ANRE - Romanian Energy Regulatory Authority

HHI - Herfindahl-Hirschman Index

BRP - Balance Responsible Party

BM - Balancing Market

DAM - Day Ahead Market

TSO - Transmission System Operator

DU – Dispatchable Unit

PN – Physical Notification

NDC - National Dispatching Center

C1 – The market share of the largest market participant

C3 – Total market share of top 3 market participants

NPS – Minimum number of residual generators

TTC – Total Transfer Capacity

NTC – Net Transfer Capacity

ATC – Available Transfer Capacity



According to the Commercial Code, Transelectrica, the Romanian Transmission System Operator, operates and monitors the activity of 3 types of markets: Balancing Market, Ancillary Services Market and Market for Allocation of Cross-Border Capacities.

Using the records from the markets data bases, Transelectrica prepares daily, weekly and monthly monitoring reports. A part of the data included in these reports (those data which are not confidential) is published on the websites **www.transelectrica.ro**



General Remarks

- According to the agreements between Transelectrica and neighbors for year 2012 :
 - ✓ on the Bulgarian border, the bilateral coordinated allocation is done for 100% of total capacity:
 - by ESO EAD for long term auctions;
 - by Transelectrica for daily and intra-day auctions. At daily and intra-day auctions it is applied the “netting” principle.
 - ✓ on the Hungarian border, the bilateral coordinated allocation, is done for 100% of total capacity:
 - by Transelectrica for daily auctions and intra-day auctions;
 - by MAVIR for long term auctions. At daily and intra-day auctions it is applied the “netting” principle.
 - ✓ on the Serbian border, long term auctions for 50% of total net transfer capacity are held by Transelectrica, the remaining of 50% being allocated by the neighboring TSO.
- Starting with March 2010 auctions are held on Damas platform, with euro currency trading.
- Long term auction results on the Bulgarian border (offered prices, auction prices, requested and allocated capacities) are provided by the Bulgarian TSO.
- The intra-day allocation is done in two auction sessions for time intervals: 00:00-12:00 and 12:00-24:00.
- In March, auctions were held for :
 - ✓ export Hungary (01.03 – 25.03.2012, 26.03 – 30.03.2012, 31.03.2012);
 - ✓ import Hungary (01.03 – 04.03.2012, 05.03 – 14.03.2012, 15.03 – 18.03.2012, 19.03 – 23.03.2012, 24.03 – 29.03.2012, 30.03 – 31.03.2012);

- ✓ export Serbia (01.03 – 25.03.2012, 26.03 – 30.03.2012, 31.03.2012);
 - ✓ import Serbia (01.03 – 04.03.2012, 05.03 – 14.03.2012, 15.03 – 18.03.2012, 19.03 – 23.03.2012, 24.03 – 29.03.2012, 30.03 – 31.03.2012);
 - ✓ export Bulgaria (01.03 – 31.03.2012);
 - ✓ import Bulgaria (01.03 – 16.03.2012, 17.03 – 31.03.2012);
 - ✓ import Ukraine (01.03 – 04.03.2012, 05.03 – 14.03.2012, 15.03 – 18.03.2012, 24.03 – 29.03.2012, 30.03 – 31.03.2012).
- Between 19.03 – 23.03, the 400 kV OHL Rosiori - Mukacevo was out of operation for planned maintenance program, so transfer capacity was not available on the Ukrainian border.
 - Usage of allocated capacity on Ukrainian and Moldavian border is restricted by Ukrainian TSO agreement and respectively by the approval of the distribution operator of the passive consumption islands.



Market for Allocation of Cross-Border Capacities

Monthly auction. Results of 01 - 31 March 2012

	Prices [euro/MW/h]	Capacities [MW]						
	Results	TTC*	NTC*	ATC	AAC	Requested	Allocated	Final Rights**
Hungary export								
01 - 25 march 2012	0.48	450	350	155	195	555	155	350
26 - 30 march 2012	0.48	350	250	55	195	555	54	249
31 march 2012	0.48	450	350	155	195	555	155	350
Hungary import								
01 - 04 march 2012	0.13	650	550	405	145	711	401	546
05 - 14 march 2012	0.13	500	400	255	145	711	255	400
15 - 18 march 2012	0.13	650	550	405	145	711	401	546
19 - 23 march 2012	0.13	500	400	255	145	711	255	400
24 - 29 march 2012	0.13	650	550	405	145	711	401	546
30 - 31 march 2012	0.13	500	400	255	145	711	255	400
Bulgaria export								
01 - 31 march 2012	0.09	400	300	110	190	-	110	300
Bulgaria import								
01 - 16 march 2012	6.37	250	150	50	100	-	50	150
17 - 31 march 2012	2.76	300	200	100	100	-	100	200
Serbia export								
01 - 25 march 2012	1.30	750	650	250	75	575	250	649
26 - 30 march 2012	1.33	700	600	225	75	565	225	600
31 march 2012	1.27	750	650	250	75	575	250	649
Serbia import								
01 - 04 march 2012	0.09	500	400	150	50	270	150	400
05 - 14 march 2012	0.12	450	350	125	50	260	125	350
15 - 18 march 2012	0.10	500	400	150	50	265	150	400
19 - 23 march 2012	0.15	450	350	125	50	255	125	350
24 - 29 march 2012	0.12	500	400	150	50	270	150	400
30 - 31 march 2012	0.15	450	350	125	50	255	125	350
Ukraine export								
01 - 23 march 2012	-	150	50	0	50	-	-	50
19 - 23 march 2012	-	0	0	0	0	-	-	-
24 - 31 march 2012	-	150	50	0	50	-	-	50
Ukraine import								
01 - 04 march 2012	0.67	250	150	100	50	198	100	150
05 - 14 march 2012	1.11	200	100	50	50	143	50	100
15 - 18 march 2012	0.67	250	150	100	50	198	100	150
19 - 23 march 2012	-	0	0	0	0	-	-	-
24 - 29 march 2012	0.67	250	150	100	50	198	100	150
30 - 31 march 2012	1.11	200	100	50	50	143	50	100
Moldavia export								
01 - 31 march 2012	-	-	-	-	-	-	-	-
Moldavia import								
01 - 31 march 2012	-	175	175	0	175	-	-	175

** total values

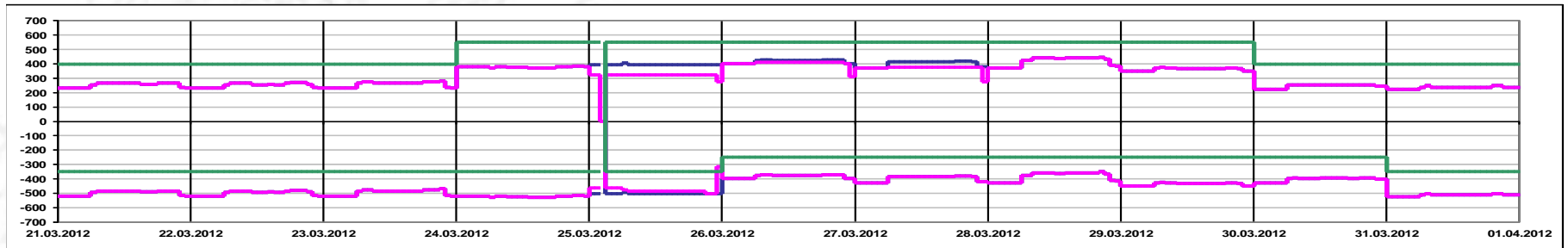
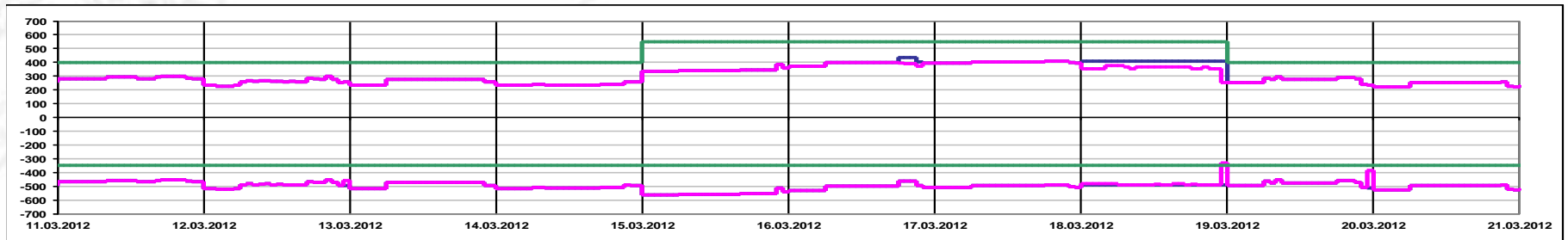
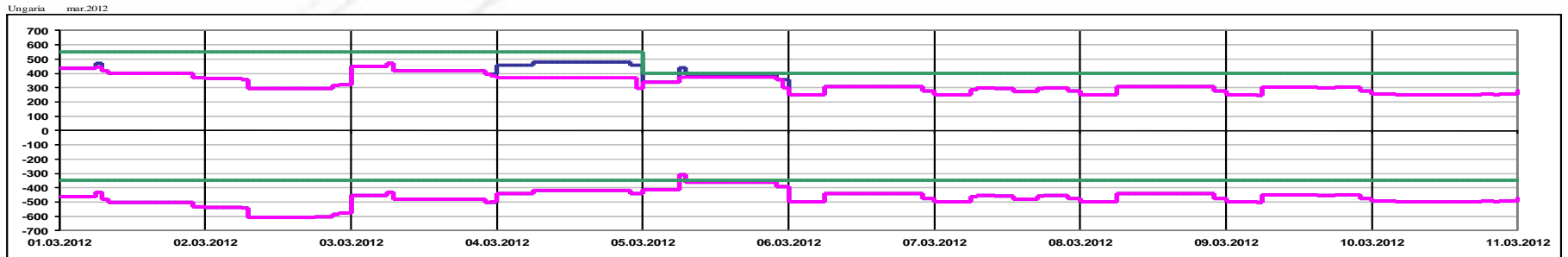
*** final rights = monthly allocated capacities + annual allocated capacities (border and direction total values) after withdrawals.

*** Note: Values of ATC, AAC, Requested and Allocated capacities on Serbian border are related to auctions organized by Romanian TSO



Market for Allocation of Cross-Border Capacities

Daily Auctions on Romanian – Hungarian border



Offered Capacity on Daily Auction Import (+) / Export (-) [MW]

Allocated Capacity on Daily Auction Import (+) / Export (-) [MW]

Net Transfer Capacity (NTC) Import (+) / Export (-) [MW]

Public



Market for Allocation of Cross-Border Capacities

Daily Auctions on Romanian – Hungarian border

Auction Price
[Euro/MW/h] - Export

day	1	2	3	4	5	6	7	8	9	10	11	12	13	14	15	16	17	18	19	20	21	22	23	24	Max	
1	0.05	0.05	0.05	0.05	0.05	0.05	0.21	0.05	0.05	0.05	0.05	0.05	0.05	0.05	0.05	0.05	0.05	0.05	0.05	0.05	0.05	0.05	0.06	0.05	0.21	
2	0.15	0.15	0.15	0.15	0.15	0.15	0.10	0.05	0.05	0.05	0.05	0.05	0.05	0.05	0.05	0.05	0.05	0.05	0.05	0.05	0.05	0.05	0.13	0.02	0.15	
3	0.34	0.34	0.34	0.34	0.34	0.34	0.20	0.05	0.05	0.05	0.05	0.05	0.05	0.05	0.05	0.05	0.05	0.05	0.05	0.05	0.05	0.20	0.20	0.00	0.34	
4	0.25	0.25	0.25	0.25	0.25	0.25	0.26	0.26	0.26	0.26	0.55	0.55	0.55	0.55	0.55	0.26	0.26	0.26	0.26	0.55	0.26	0.26	0.25	0.03	0.55	
5	0.11	0.11	0.11	0.11	0.11	0.11	0.55	0.25	0.25	0.25	0.25	0.25	0.25	0.25	0.25	0.25	0.25	0.25	0.34	0.34	0.25	0.34	0.34	0.02	0.55	
6	0.02	0.02	0.02	0.02	0.02	0.02	0.03	0.03	0.03	0.03	0.03	0.03	0.03	0.03	0.03	0.03	0.03	0.03	0.05	0.05	0.03	0.03	0.05	0.01	0.05	
7	0.04	0.04	0.04	0.04	0.04	0.04	0.04	0.05	0.05	0.05	0.05	0.05	0.05	0.05	0.05	0.05	0.05	0.05	0.05	0.05	0.05	0.05	0.05	0.01	0.05	
8	0.05	0.05	0.05	0.05	0.05	0.05	0.05	0.05	0.05	0.05	0.05	0.05	0.05	0.05	0.05	0.05	0.05	0.05	0.09	0.05	0.05	0.09	0.09	0.03	0.09	
9	0.05	0.05	0.05	0.05	0.05	0.05	0.11	0.11	0.11	0.11	0.11	0.11	0.11	0.11	0.11	0.11	0.11	0.11	0.15	0.15	0.15	0.11	0.15	0.01	0.15	
10	0.03	0.03	0.03	0.03	0.03	0.03	0.03	0.05	0.05	0.03	0.03	0.03	0.03	0.03	0.03	0.03	0.03	0.03	0.05	0.05	0.05	0.03	0.05	0.03	0.05	
11	0.02	0.02	0.02	0.02	0.02	0.02	0.02	0.02	0.03	0.03	0.03	0.03	0.03	0.03	0.03	0.03	0.03	0.03	0.03	0.03	0.03	0.03	0.03	0.03	0.02	0.03
12	0.03	0.03	0.02	0.02	0.03	0.03	0.03	0.03	0.03	0.03	0.03	0.03	0.03	0.03	0.03	0.03	0.03	0.03	0.03	0.03	0.03	0.03	0.03	0.03	0.00	0.03
13	0.03	0.03	0.03	0.03	0.03	0.03	0.04	0.04	0.05	0.05	0.05	0.05	0.05	0.05	0.05	0.05	0.05	0.05	0.05	0.05	0.05	0.05	0.04	0.01	0.05	
14	0.01	0.01	0.01	0.01	0.01	0.01	0.01	0.01	0.03	0.03	0.03	0.03	0.03	0.03	0.03	0.03	0.03	0.03	0.04	0.04	0.03	0.04	0.04	0.01	0.04	
15	0.04	0.04	0.04	0.04	0.04	0.04	0.04	0.04	0.04	0.04	0.04	0.04	0.04	0.04	0.04	0.04	0.04	0.04	0.05	0.05	0.04	0.04	0.05	0.01	0.05	
16	0.01	0.01	0.01	0.01	0.01	0.01	0.01	0.01	0.01	0.01	0.01	0.01	0.01	0.01	0.01	0.01	0.01	0.01	0.02	0.02	0.02	0.01	0.02	0.01	0.02	
17	0.03	0.03	0.03	0.03	0.03	0.03	0.03	0.03	0.03	0.03	0.03	0.03	0.03	0.03	0.03	0.03	0.03	0.03	0.03	0.03	0.03	0.03	0.03	0.01	0.03	
18	0.00	0.00	0.00	0.00	0.00	0.00	0.01	0.01	0.01	0.01	0.01	0.01	0.01	0.01	0.01	0.00	0.00	0.00	0.00	0.00	0.00	0.01	0.05	0.00	0.05	
19	0.05	0.05	0.05	0.05	0.05	0.05	0.05	0.05	0.05	0.05	0.05	0.05	0.05	0.05	0.05	0.05	0.05	0.05	0.12	0.12	0.05	0.05	0.05	0.00	0.12	
20	0.05	0.05	0.05	0.05	0.05	0.05	0.05	0.05	0.05	0.05	0.05	0.05	0.05	0.05	0.05	0.05	0.05	0.05	0.15	0.56	0.05	0.06	0.05	0.01	0.56	
21	0.03	0.03	0.03	0.03	0.03	0.03	0.05	0.03	0.03	0.03	0.03	0.03	0.03	0.03	0.03	0.03	0.03	0.03	0.10	0.10	0.03	0.05	0.03	0.03	0.10	
22	0.02	0.02	0.02	0.02	0.02	0.02	0.03	0.02	0.02	0.02	0.02	0.02	0.02	0.02	0.02	0.02	0.02	0.02	0.03	0.03	0.02	0.02	0.02	0.01	0.03	
23	0.03	0.03	0.03	0.03	0.03	0.03	0.03	0.01	0.01	0.01	0.01	0.01	0.01	0.01	0.01	0.01	0.01	0.01	0.03	0.03	0.01	0.03	0.01	0.01	0.03	
24	0.02	0.02	0.02	0.02	0.02	0.02	0.02	0.02	0.02	0.02	0.02	0.02	0.02	0.02	0.02	0.02	0.02	0.02	0.02	0.02	0.02	0.02	0.03	0.01	0.03	
25	0.00	0.00		0.00	0.00	0.00	0.00	0.00	0.00	0.00	0.00	0.00	0.00	0.00	0.00	0.00	0.00	0.00	0.00	0.00	0.00	0.01	0.00	0.00	0.01	
26	0.05	0.05	0.05	0.05	0.05	0.05	0.07	0.07	0.05	0.05	0.05	0.05	0.05	0.05	0.05	0.05	0.05	0.05	0.05	0.05	0.05	0.11	0.05	0.00	0.11	
27	0.05	0.05	0.05	0.05	0.05	0.05	0.15	0.15	0.33	0.33	0.33	0.33	0.33	0.33	0.55	0.55	0.55	0.55	0.33	0.33	0.33	0.66	0.25	0.01	0.66	
28	0.10	0.10	0.05	0.05	0.05	0.05	0.15	0.15	0.15	0.15	0.15	0.15	0.15	0.15	0.15	0.15	0.15	0.15	0.15	0.26	0.26	0.22	0.15	0.05	0.26	
29	0.05	0.05	0.05	0.05	0.05	0.05	0.06	0.06	0.06	0.06	0.06	0.06	0.06	0.06	0.06	0.06	0.06	0.06	0.06	0.06	0.25	0.25	0.05	0.03	0.25	
30	0.05	0.05	0.05	0.05	0.05	0.05	0.06	0.06	0.06	0.06	0.06	0.06	0.06	0.06	0.06	0.06	0.06	0.06	0.15	0.22	0.15	0.22	0.22	0.03	0.22	
31	0.05	0.05	0.05	0.05	0.05	0.05	0.06	0.11	0.11	0.11	0.12	0.12	0.11	0.11	0.11	0.11	0.11	0.11	0.13	0.13	0.13	0.13	0.13	0.05	0.13	



Market for Allocation of Cross-Border Capacities

Daily Auctions on Romanian – Hungarian border

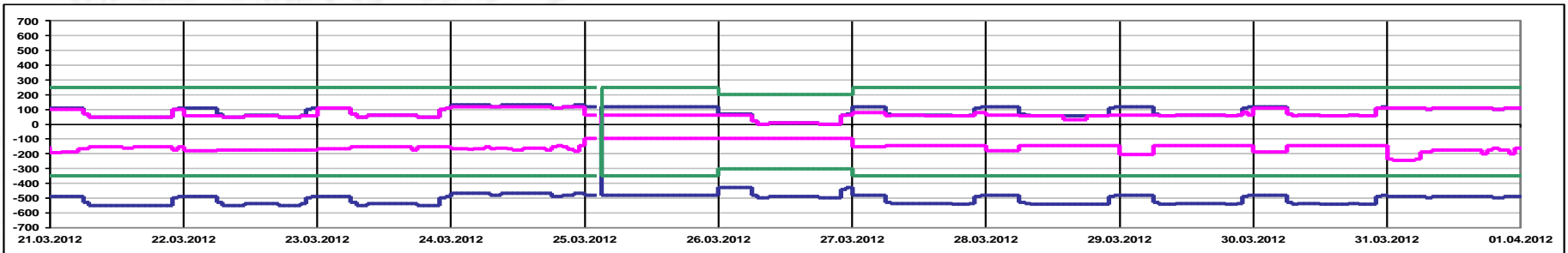
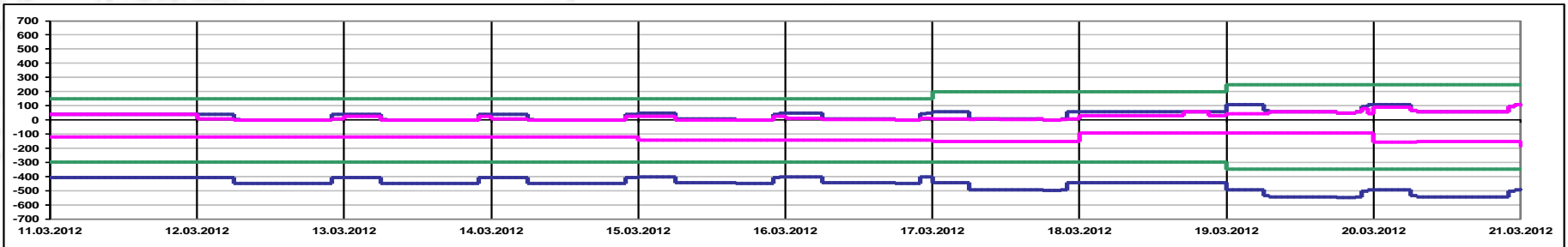
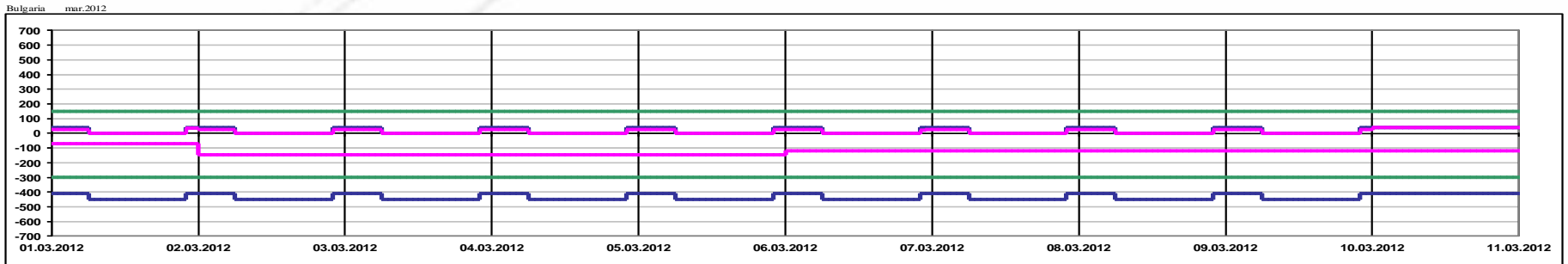
Auction Price [Euro/MW/h] - Import

day	1	2	3	4	5	6	7	8	9	10	11	12	13	14	15	16	17	18	19	20	21	22	23	24	Max
1	0.03	0.03	0.03	0.03	0.03	0.03	0.00	0.03	0.03	0.03	0.03	0.03	0.03	0.03	0.03	0.03	0.03	0.03	0.03	0.03	0.03	0.03	0.05	0.03	0.05
2	0.05	0.05	0.05	0.05	0.05	0.05	0.05	0.09	0.79	0.20	0.20	0.20	0.20	0.20	0.20	0.20	0.20	0.20	0.20	0.20	0.09	0.05	0.05	0.05	0.79
3	0.05	0.05	0.05	0.05	0.05	0.05	0.05	0.05	0.05	0.05	0.05	0.07	0.07	0.07	0.07	0.05	0.05	0.05	0.05	0.05	0.05	0.05	0.07	0.00	0.07
4	0.00	0.00	0.00	0.00	0.00	0.00	0.00	0.00	0.00	0.00	0.00	0.00	0.00	0.00	0.00	0.00	0.00	0.00	0.00	0.00	0.00	0.00	0.00	0.00	0.00
5	0.03	0.03	0.03	0.03	0.03	0.03	0.00	0.00	0.00	0.00	0.00	0.00	0.00	0.00	0.00	0.00	0.00	0.00	0.00	0.00	0.00	0.00	0.00	0.03	0.00
6	0.11	0.11	0.11	0.11	0.15	0.75	0.11	0.11	0.11	0.11	0.11	0.11	0.15	0.15	0.15	0.11	0.15	0.11	0.11	0.11	0.05	0.05	0.56	0.11	0.75
7	0.09	0.09	0.09	0.09	0.18	0.76	0.15	0.07	0.09	0.15	0.15	0.15	0.15	0.55	0.76	0.76	0.76	0.07	0.06	0.06	0.09	0.05	0.05	0.05	0.76
8	0.10	0.10	0.10	0.10	0.10	0.10	0.07	0.07	0.07	0.07	0.07	0.07	0.07	0.07	0.07	0.07	0.07	0.07	0.05	0.05	0.07	0.05	0.11	0.07	0.11
9	0.07	0.07	0.07	0.07	0.07	0.09	0.05	0.05	0.05	0.05	0.05	0.05	0.05	0.05	0.05	0.05	0.05	0.05	0.05	0.05	0.05	0.05	0.07	0.07	0.09
10	0.15	0.15	0.15	0.31	0.31	0.55	0.11	0.11	0.15	0.15	0.15	0.15	0.15	0.15	0.33	0.33	0.55	0.15	0.11	0.11	0.15	0.11	0.15	0.11	0.55
11	0.06	0.06	0.06	0.06	0.06	0.06	0.06	0.05	0.05	0.05	0.05	0.05	0.05	0.05	0.05	0.05	0.05	0.05	0.05	0.05	0.05	0.05	0.05	0.05	0.06
12	0.11	0.11	0.11	0.11	0.20	0.20	0.20	0.05	0.22	0.22	0.22	0.22	0.22	0.22	0.22	0.22	0.75	0.22	0.22	0.22	0.22	0.05	0.05	0.22	0.75
13	0.76	0.76	0.76	0.76	0.76	0.76	0.51	0.51	0.15	0.13	0.13	0.13	0.51	0.51	0.15	0.15	0.56	0.41	0.13	0.13	0.13	0.13	0.15	0.05	0.76
14	0.11	0.11	0.11	0.11	0.11	0.56	0.55	0.56	1.13	1.13	1.13	1.13	1.30	1.30	1.30	1.30	1.30	1.30	0.55	0.50	0.55	0.13	0.11	0.05	1.30
15	0.55	0.55	0.55	0.56	0.56	0.66	0.13	0.10	0.13	0.13	0.05	0.10	0.13	0.10	0.10	0.05	0.05	0.13	0.10	0.05	0.05	0.05	0.05	0.02	0.66
16	0.05	0.05	0.05	0.05	0.05	0.22	0.05	0.05	0.01	0.01	0.01	0.01	0.01	0.01	0.01	0.05	0.05	0.01	0.00	0.00	0.00	0.00	0.01	0.05	0.22
17	0.05	0.05	0.05	0.05	0.05	0.05	0.05	0.03	0.05	0.05	0.05	0.05	0.05	0.05	0.05	0.05	0.05	0.05	0.05	0.05	0.03	0.03	0.03	0.05	0.03
18	0.00	0.00	0.00	0.00	0.00	0.00	0.00	0.00	0.00	0.00	0.00	0.00	0.00	0.00	0.00	0.00	0.00	0.00	0.00	0.00	0.00	0.00	0.00	0.00	0.00
19	0.03	0.03	0.03	0.03	0.06	0.06	0.03	0.03	0.03	0.03	0.03	0.03	0.03	0.03	0.03	0.03	0.03	0.03	0.03	0.03	0.03	0.03	0.06	0.01	0.06
20	0.23	0.23	0.23	0.23	0.37	0.25	0.66	0.66	1.13	0.75	0.66	0.66	0.66	0.66	0.66	0.66	0.75	1.11	0.50	0.50	0.40	0.13	0.50	0.75	1.13
21	0.11	0.11	0.11	0.11	0.26	0.26	0.20	0.07	0.20	0.07	0.07	0.11	0.11	0.26	0.11	0.26	0.11	0.30	0.26	0.11	0.26	0.07	0.26	0.30	0.30
22	0.06	0.06	0.06	0.06	0.06	0.50	0.12	0.66	0.56	0.50	0.05	0.05	0.06	0.06	0.05	0.05	0.06	0.05	0.06	0.05	0.05	0.05	0.05	0.03	0.66
23	0.06	0.06	0.06	0.06	0.06	0.11	0.06	0.07	0.05	0.05	0.06	0.05	0.06	0.06	0.05	0.05	0.06	0.07	0.05	0.05	0.05	0.05	0.05	0.03	0.11
24	0.03	0.05	0.05	0.05	0.05	0.05	0.05	0.05	0.03	0.03	0.03	0.03	0.03	0.03	0.05	0.05	0.05	0.05	0.05	0.03	0.03	0.03	0.03	0.02	0.01
25	0.00	0.00		0.00	0.00	0.00	0.00	0.00	0.00	0.00	0.00	0.00	0.00	0.00	0.00	0.00	0.00	0.00	0.00	0.00	0.00	0.00	0.00	0.00	0.00
26	0.02	0.02	0.02	0.02	0.02	0.02	0.00	0.00	0.00	0.00	0.00	0.00	0.00	0.00	0.00	0.00	0.00	0.00	0.00	0.00	0.00	0.00	0.02	0.00	0.02
27	0.03	0.03	0.03	0.03	0.03	0.03	0.00	0.00	0.00	0.00	0.00	0.00	0.00	0.00	0.00	0.00	0.00	0.00	0.00	0.00	0.00	0.00	0.00	0.00	0.03
28	0.05	0.05	0.05	0.05	0.05	0.05	0.03	0.03	0.03	0.03	0.03	0.03	0.03	0.03	0.03	0.03	0.03	0.03	0.03	0.03	0.03	0.03	0.05	0.03	0.05
29	0.06	0.06	0.06	0.06	0.06	0.06	0.06	0.06	0.07	0.06	0.05	0.05	0.07	0.05	0.05	0.05	0.05	0.05	0.06	0.06	0.06	0.06	0.06	0.07	0.06
30	0.30	0.30	0.30	0.30	0.30	0.30	0.12	0.12	0.12	0.12	0.12	0.12	0.12	0.12	0.20	0.20	0.20	0.20	0.20	0.20	0.20	0.20	0.25	0.20	0.30
31	0.05	0.05	0.05	0.05	0.05	0.05	0.05	0.05	0.05	0.05	0.05	0.05	0.05	0.05	0.05	0.05	0.05	0.05	0.05	0.05	0.05	0.05	0.05	0.05	0.05



Market for Allocation of Cross-Border Capacities

Daily Auctions on Romanian – Bulgarian border



Offered Capacity on Daily Auction Import (+) / Export (-) [MW]

Allocated Capacity on Daily Auction Import (+) / Export (-) [MW]

Net Transfer Capacity (NTC) Import (+) / Export (-) [MW]



Market for Allocation of Cross-Border Capacities

Daily Auctions on Romanian – Bulgarian border

Auction Price [Euro/MW/h] - Import

day	1	2	3	4	5	6	7	8	9	10	11	12	13	14	15	16	17	18	19	20	21	22	23	24	Max
1	0.00	0.00	0.00	0.00	0.00	0.00	0.00																0.00	0.00	0.00
2	0.00	0.00	0.00	0.00	0.00	0.00	0.00																0.00	0.00	0.00
3	0.00	0.00	0.00	0.00	0.00	0.00	0.00	0.00	0.00	0.00	0.00	0.00	0.00	0.00	0.00	0.00	0.00	0.00	0.00	0.00	0.00	0.00	0.00	0.00	0.00
4	0.00	0.00	0.00	0.00	0.00	0.00	0.00	0.00	0.00	0.00	0.00	0.00	0.00	0.00	0.00	0.00	0.00	0.00	0.00	0.00	0.00	0.00	0.00	0.00	0.00
5	0.00	0.00	0.00	0.00	0.00	0.00	0.00																0.00	0.00	0.00
6	0.00	0.00	0.00	0.00	0.00	0.00	0.00																0.00	0.00	0.00
7	0.00	0.00	0.00	0.00	0.00	0.00	0.00																0.00	0.00	0.00
8	0.00	0.00	0.00	0.00	0.00	0.00	0.00																0.00	0.00	0.00
9	0.00	0.00	0.00	0.00	0.00	0.00	0.00																0.00	0.00	0.00
10	0.05	0.05	0.05	0.05	0.05	0.05	0.05	1.55	1.55	0.61	0.61	0.61	0.61	0.05	0.05	0.05	0.05	0.61	3.50	3.50	1.55	0.05	0.05	0.05	3.50
11	0.02	0.02	0.02	0.02	0.02	0.02	0.02	0.02	0.02	0.02	0.02	0.02	0.02	0.02	0.02	0.02	0.02	0.02	0.02	0.02	0.02	0.02	0.02	0.02	0.02
12	0.00	0.00	0.00	0.00	0.00	0.00	0.00																0.00	0.00	0.00
13	0.00	0.00	0.00	0.00	0.00	0.00	0.00																0.00	0.00	0.00
14	0.00	0.00	0.00	0.00	0.00	0.00	0.00																0.00	0.00	0.00
15	0.00	0.00	0.00	0.00	0.00	0.00	0.00	0.00	0.00	0.00	0.00	0.00	0.00	0.00	0.00	0.00						0.00	0.00	0.00	
16	0.00	0.00	0.00	0.00	0.00	0.00	0.00	0.00	0.00	0.00	0.00	0.00	0.00	0.00	0.00	0.00	0.00	0.00				0.00	0.00	0.00	
17	0.00	0.00	0.00	0.00	0.00	0.00	0.00	0.02	0.02	0.02	0.02	0.00	0.00	0.00	0.00	0.00	0.00	0.02				0.00	0.00	0.00	0.02
18	0.00	0.00	0.00	0.00	0.00	0.00	0.00	0.00	0.00	0.00	0.00	0.00	0.00	0.00	0.00	0.00	0.00	0.00	0.05	0.05	0.00	0.00	0.00	0.00	0.05
19	0.00	0.00	0.00	0.00	0.00	0.00	0.00	2.00	3.00	3.00	3.00	3.00	3.00	3.00	3.00	3.00	3.00	3.00	6.00	6.00	6.00	2.00	0.00	0.00	6.00
20	0.00	0.00	0.00	0.00	0.00	0.00	0.06	0.20	0.20	0.20	0.20	0.20	0.20	0.20	0.20	0.20	0.20	0.20	0.33	0.33	0.33	0.05	0.05	0.02	0.33
21	0.00	0.00	0.00	0.00	0.00	0.00	0.05	0.33	0.50	0.33	0.33	0.33	0.31	0.31	0.31	0.31	0.31	0.50	3.55	3.55	0.50	0.31	0.00	0.00	3.55
22	0.00	0.00	0.00	0.00	0.00	0.00	0.00	0.05	0.05	0.05	0.05	0.00	0.00	0.00	0.00	0.00	0.00	0.05	0.09	0.09	0.09	0.00	0.00	0.00	0.09
23	0.00	0.00	0.00	0.00	0.00	0.00	0.01	0.03	0.03	0.03	0.03	0.03	0.03	0.03	0.03	0.03	0.03	0.05	2.11	3.56	0.26	0.05	0.03	0.00	3.56
24	0.00	0.00	0.00	0.00	0.00	0.00	0.00	0.00	0.00	0.00	0.00	0.00	0.00	0.00	0.00	0.00	0.00	0.00	0.02	0.02	0.00	0.00	0.00	0.00	0.02
25	0.00	0.00		0.00	0.00	0.00	0.00	0.00	0.00	0.00	0.00	0.00	0.00	0.00	0.00	0.00	0.00	0.00	0.00	0.00	0.00	0.00	0.00	0.00	0.00
26	0.00	0.00	0.00	0.00	0.00	0.00	0.00			0.00	0.00	0.00	0.00	0.00	0.00	0.00	0.00	0.00					0.00	0.00	0.00
27	0.00	0.00	0.00	0.00	0.00	0.00	0.00	0.02	0.02	0.02	0.02	0.02	0.02	0.00	0.00	0.00	0.00	0.00	0.02	0.02	0.02	0.00	0.00	0.00	0.02
28	0.00	0.00	0.00	0.00	0.00	0.00	0.00	0.00	0.00	0.00	0.00	0.00	0.00	0.00	0.00	0.00	0.00	0.00	0.00	4.00	4.00	0.00	0.00	0.00	4.00
29	0.00	0.00	0.00	0.00	0.00	0.00	0.00	0.01	0.01	0.01	0.01	0.01	0.01	0.01	0.01	0.01	0.01	0.01	0.01	0.05	0.05	0.01	0.00	0.00	0.05
30	0.00	0.00	0.00	0.00	0.00	0.00	0.05	0.15	0.15	0.15	0.15	0.15	0.15	0.15	0.15	0.15	0.15	0.15	0.15	5.50	5.50	0.15	0.05	0.00	5.50
31	0.02	0.02	0.02	0.02	0.02	0.02	0.02	0.02	0.02	0.02	0.02	0.02	0.02	0.02	0.02	0.02	0.02	0.02	0.02	0.02	0.02	0.02	0.02	0.02	0.02

Statistics on Monthly Auction

Mar. 2012		1	2	3	4	5	6	7	8	9	10	11	12	13	14	15	16	17	18	19	20	21	22	23	24	25	26	27	28	29	30	31
Hungary export	Number of Participants	16	16	16	16	16	16	16	16	16	16	16	16	16	16	16	16	16	16	16	16	16	16	16	16	16	16	16	16	16	16	16
	Number of Capacity Holders	7	7	7	7	7	7	7	7	7	7	7	7	7	7	7	7	7	7	7	7	7	7	7	7	7	7	7	7	7	7	7
	Number of Bids	46	46	46	46	46	46	46	46	46	46	46	46	46	46	46	46	46	46	46	46	46	46	46	46	46	46	46	46	46	46	46
Hungary import	Number of Participants	13	13	13	13	13	13	13	13	13	13	13	13	13	13	13	13	13	13	13	13	13	13	13	13	13	13	13	13	13	13	
	Number of Capacity Holders	8	8	8	8	8	8	8	8	8	8	8	8	8	8	8	8	8	8	8	8	8	8	8	8	8	8	8	8	8	8	8
	Number of Bids	49	49	49	49	49	49	49	49	49	49	49	49	49	49	49	49	49	49	49	49	49	49	49	49	49	49	49	49	49	49	49
Bulgaria export	Number of Participants	-	-	-	-	-	-	-	-	-	-	-	-	-	-	-	-	-	-	-	-	-	-	-	-	-	-	-	-	-	-	
	Number of Capacity Holders	8	8	8	8	8	8	8	8	8	8	8	8	8	8	8	8	8	8	8	8	8	8	8	8	8	8	8	8	8	8	8
	Number of Bids	-	-	-	-	-	-	-	-	-	-	-	-	-	-	-	-	-	-	-	-	-	-	-	-	-	-	-	-	-	-	-
Bulgaria import	Number of Participants	-	-	-	-	-	-	-	-	-	-	-	-	-	-	-	-	-	-	-	-	-	-	-	-	-	-	-	-	-	-	-
	Number of Capacity Holders	4	4	4	4	4	4	4	4	4	4	4	4	4	4	4	4	4	4	4	4	4	4	4	4	4	4	4	4	4	4	4
	Number of Bids	-	-	-	-	-	-	-	-	-	-	-	-	-	-	-	-	-	-	-	-	-	-	-	-	-	-	-	-	-	-	-
Serbia export	Number of Participants	9	9	9	9	9	9	9	9	9	9	9	9	9	9	9	9	9	9	9	9	9	9	9	9	9	9	9	9	9	9	9
	Number of Capacity Holders	6	6	6	6	6	6	6	6	6	6	6	6	6	6	6	6	6	6	6	6	6	6	6	6	6	6	5	5	5	5	5
	Number of Bids	47	47	47	47	47	47	47	47	47	47	47	47	47	47	47	47	47	47	47	47	47	47	47	47	47	47	46	46	46	46	47
Serbia import	Number of Participants	8	8	8	8	8	8	8	8	8	8	8	8	8	8	8	8	8	8	8	8	8	8	8	8	8	8	8	8	8	8	8
	Number of Capacity Holders	5	5	5	5	5	5	5	5	5	5	5	5	5	5	6	6	6	6	6	5	5	5	5	5	6	6	6	6	6	5	5
	Number of Bids	18	18	18	18	18	18	18	18	18	18	18	18	18	18	18	18	18	18	18	18	18	18	18	18	18	18	18	18	18	18	18
Ukraine export	Number of Participants	-	-	-	-	-	-	-	-	-	-	-	-	-	-	-	-	-	-	-	-	-	-	-	-	-	-	-	-	-	-	
	Number of Capacity Holders	-	-	-	-	-	-	-	-	-	-	-	-	-	-	-	-	-	-	-	-	-	-	-	-	-	-	-	-	-	-	
	Number of Bids	-	-	-	-	-	-	-	-	-	-	-	-	-	-	-	-	-	-	-	-	-	-	-	-	-	-	-	-	-	-	
Ukraine import	Number of Participants	7	7	7	7	7	7	7	7	7	7	7	7	7	7	7	7	7	7	7	7	7	7	7	7	7	7	7	7	7	7	
	Number of Capacity Holders	4	4	4	4	3	3	3	3	3	3	3	3	3	3	4	4	4	4	4	4	4	4	4	4	4	4	4	4	4	3	3
	Number of Bids	18	18	18	18	16	16	16	16	16	16	16	16	16	16	18	18	18	18	18	18	18	18	18	18	18	18	18	18	18	16	16

Mar. 2012	Maxim	Minim
Number of Participants	16	7
Number of Capacity Holders	8	3
Number of Bids	49	16

Note: Information regarding number of participants and number of bids on Bulgarian border are not detained by Romanian TSO



Market for Allocation of Cross-Border Capacities

Statistics on Daily Auctions

Mar. 2012 Daily Auctions		1	2	3	4	5	6	7	8	9	10	11	12	13	14	15	16	17	18	19	20	21	22	23	24	25	26	27	28	29	30	31
Hungary Export	Number of Participants	10	9	8	7	6	8	9	10	9	10	7	7	9	11	10	8	9	6	7	10	8	8	9	8	6	6	9	11	9	11	10
	Number of Capacity Holders	9	9	7	6	5	8	8	9	7	10	7	7	8	10	8	8	8	6	6	8	8	8	8	7	6	5	8	10	7	9	8
	Number of Bids	19	22	18	15	16	20	20	22	23	22	13	14	21	20	20	18	16	10	12	21	18	20	17	19	14	16	19	24	19	24	22
Hungary Import	Number of Participants	7	8	8	6	6	8	9	10	8	9	5	6	9	12	11	8	8	6	6	9	10	10	9	8	6	5	10	9	11	8	6
	Number of Capacity Holders	7	8	8	6	6	8	8	9	8	6	5	5	7	9	10	8	8	6	6	7	8	7	8	8	6	5	9	9	9	5	6
	Number of Bids	17	19	17	12	12	17	22	18	17	21	9	10	22	22	25	23	15	13	11	19	21	21	16	19	11	11	15	18	20	17	11
Bulgaria Export	Number of Participants	2	3	3	3	3	2	2	2	2	2	2	2	2	2	3	3	3	3	3	4	4	5	4	4	3	3	4	4	5	5	5
	Number of Capacity Holders	2	3	3	3	3	2	2	2	2	2	2	2	2	2	3	3	3	3	3	4	4	5	4	4	3	3	4	4	5	5	5
	Number of Bids	4	6	4	4	4	3	3	3	3	3	3	3	3	3	4	4	5	3	3	7	8	7	7	5	3	3	5	5	6	6	8
Bulgaria Import	Number of Participants	3	2	2	2	2	2	2	2	2	6	3	1	2	2	2	1	3	4	5	5	6	4	6	5	3	3	4	5	4	6	5
	Number of Capacity Holders	3	2	2	2	2	2	2	2	2	3	3	1	2	2	2	1	3	3	4	4	4	3	4	5	3	3	3	3	4	4	4
	Number of Bids	3	2	2	2	2	2	2	2	2	10	4	1	2	2	2	1	3	4	8	10	11	7	10	8	3	3	6	8	4	6	7

Note:

- In the table are represented the daily maximum hourly values.

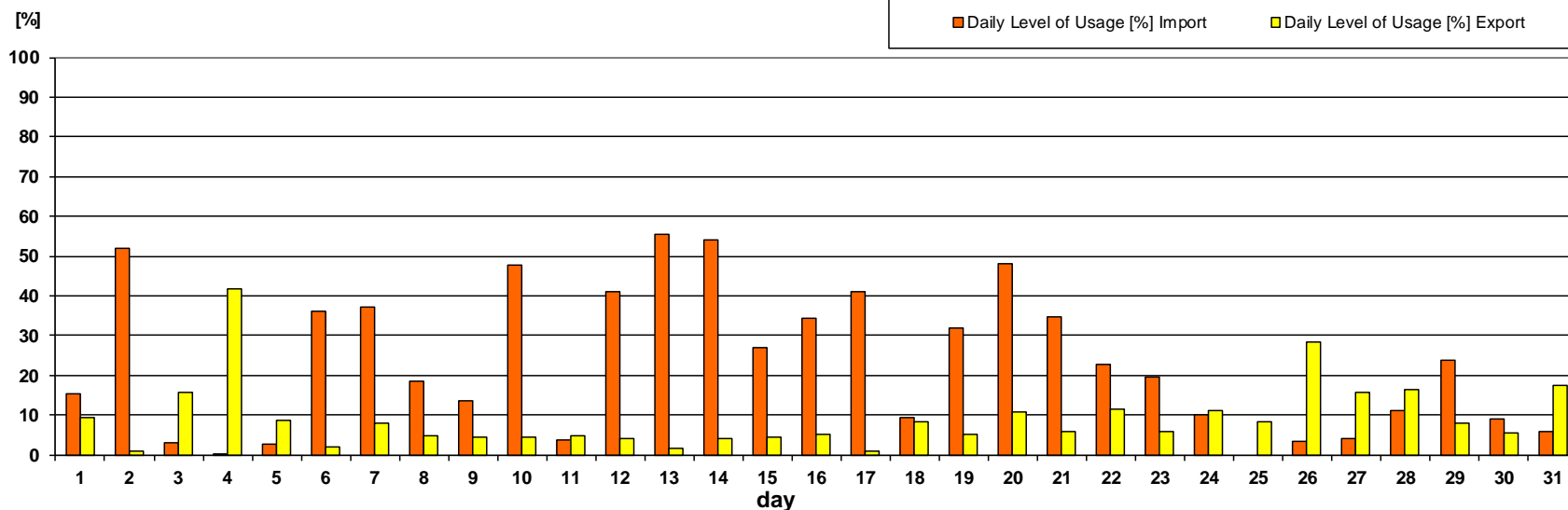


Market for Allocation of Cross-Border Capacities

Daily Auctions on Romanian – Hungarian border

Usage Level of Daily Allocated Capacity

Hungary March 2012



Daily Level of Usage [%]

March 2012	1	2	3	4	5	6	7	8	9	10	11	12	13	14	15	16	17	18	19	20	21	22	23	24	25	26	27	28	29	30	31
Import	15.43	51.87	2.85	0.28	2.77	36.21	37.03	18.63	13.54	47.62	3.56	41.07	55.58	54.06	27.08	34.17	41.00	9.20	31.89	48.20	34.55	22.55	19.59	10.06	0.00	3.38	4.17	10.96	23.93	8.86	5.79
Export	9.39	0.89	15.74	41.70	8.78	1.88	8.10	4.90	4.34	4.43	4.83	4.21	1.46	4.18	4.24	5.28	0.86	8.26	5.21	10.67	5.76	11.44	5.75	11.19	8.18	28.27	15.67	16.42	7.90	5.59	17.44

Level of usage of daily allocated capacity, calculated at monthly level, as ratio between sum of nominated daily capacities and sum of daily allocated capacities, has the following values:

- Import 21.61 [%]
- Export 8.75 [%]

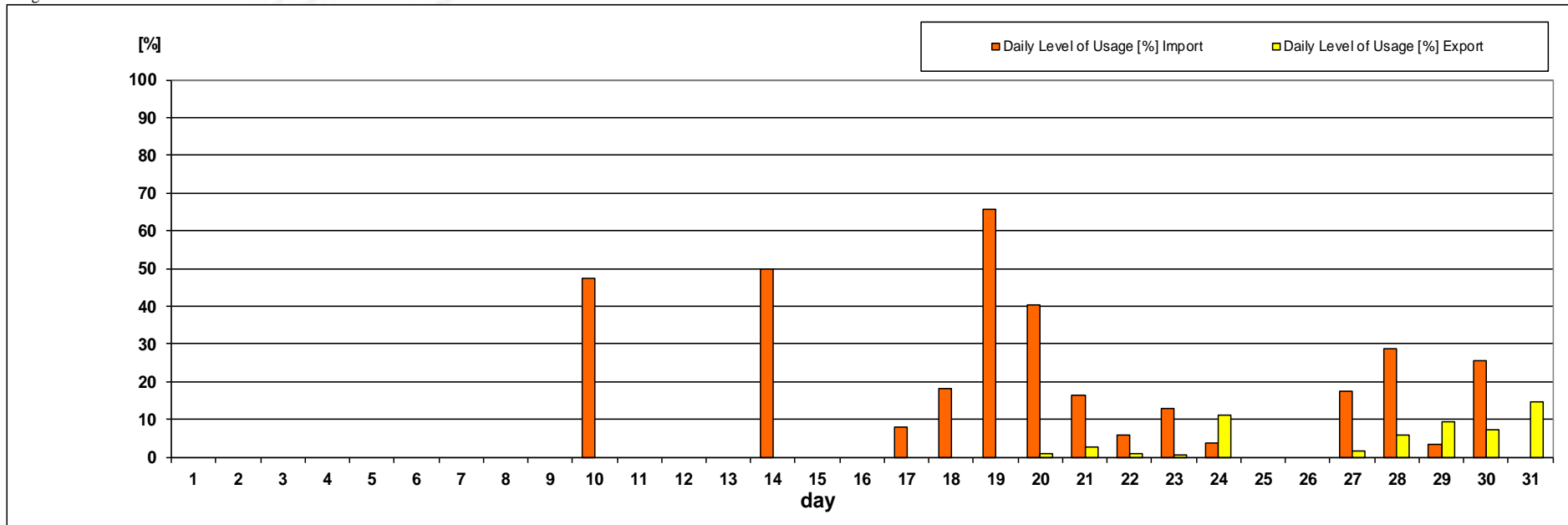


Market for Allocation of Cross-Border Capacities

Daily Auctions on Romanian – Bulgarian border Usage Level of Daily Allocated Capacity

Bulgaria

March 2012

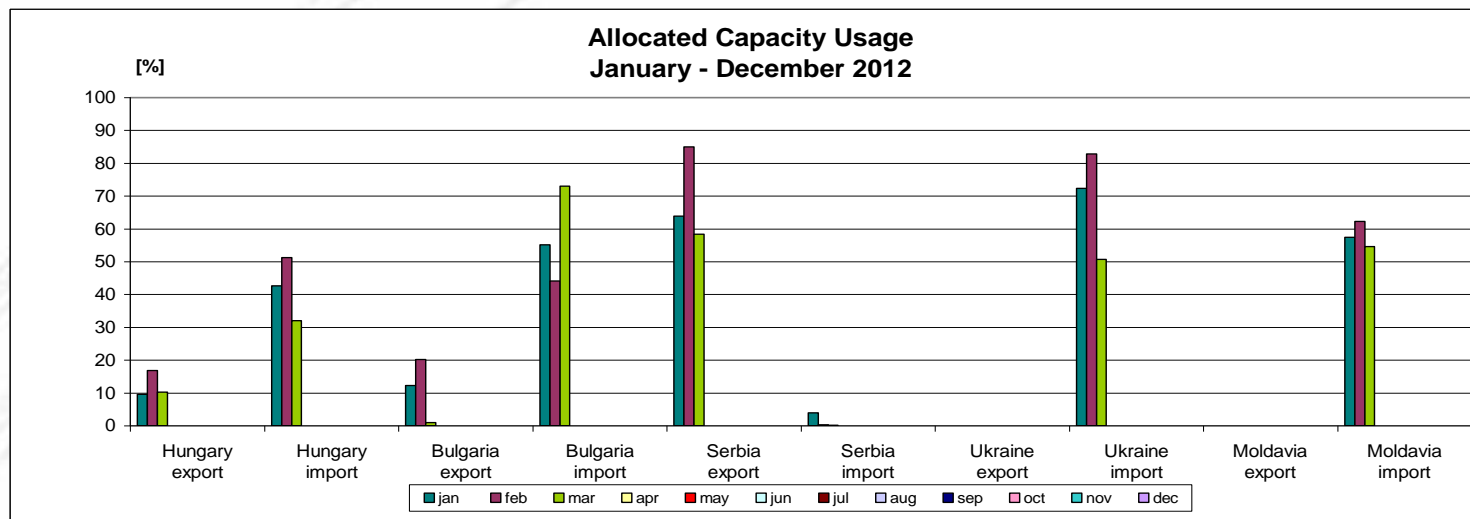


Daily Level of Usage [%]

March 2012	1	2	3	4	5	6	7	8	9	10	11	12	13	14	15	16	17	18	19	20	21	22	23	24	25	26	27	28	29	30	31
Import	0.00	0.00	0.00	0.00	0.00	0.00	0.00	0.00	0.00	47.46	0.00	0.00	0.00	50.00	0.00	0.00	7.75	18.29	65.60	40.37	16.36	5.86	12.92	3.85	0.00	0.00	17.29	28.80	3.45	25.45	0.00
Export	0.00	0.00	0.00	0.00	0.00	0.00	0.00	0.00	0.00	0.00	0.00	0.00	0.00	0.00	0.00	0.00	0.00	0.00	0.00	0.75	2.56	0.71	0.53	10.97	0.00	0.00	1.69	5.69	9.38	7.20	14.71

Level of usage of daily allocated capacity, calculated at monthly level, as ratio between sum of nominated daily capacities and sum of daily allocated capacities, has the following values:

- Import 15.02 [%]
- Export 2.19 [%]



Type A

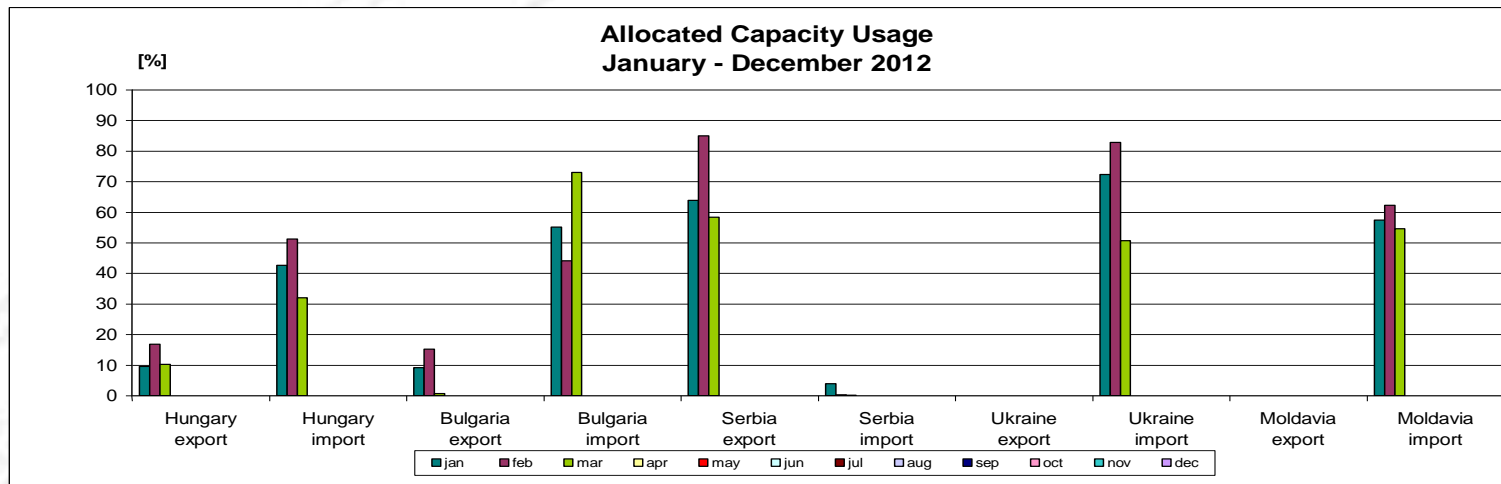
calculation:

The allocated capacity level of usage on one border and direction represents the percentage ratio between the energy associated with the commercial transactions, notified during a month, and the energy associated with the allocated capacity by the Romanian and by the neighbouring side, but only to those participants who have counterparties on the other side of the border.

[%]	Hungary export	Hungary import	Bulgaria export	Bulgaria import	Serbia export	Serbia import	Ukraine export	Ukraine import	Moldavia export	Moldavia import
jan	9.60	42.62	12.29	55.10	63.80	3.88	0.00	72.31	-	57.34
feb	16.79	51.17	20.11	44.07	85.01	0.28	0.00	82.85	-	62.18
mar	10.25	32.01	0.91	73.02	58.34	0.17	0.00	50.67	-	54.54
apr										
may										
jun										
jul										
aug										
sep										
oct										
nov										
dec										
average	12.22	41.93	11.10	57.40	69.05	1.44	0.00	68.61	-	58.02

Type A

Applying type A of calculation, in March, the highest level of usage is obtained on the import direction from Bulgaria (73%). Compared with the previous month it can be noticed a decrease of the usage level on all borders, except the direction Bulgaria-Romania.



Type B

calculation:

The allocated capacity level of usage on one border and direction represents the percentage ratio between the energy associated with the commercial transactions, notified during a month, and the energy associated with the allocated capacity by the Romanian and by the neighbouring side, to all participants, no matter if they have counterparties on the other side of the border or not.

Type B

Applying type B of calculation, the level of usage has a lower value on the export direction to Bulgaria, this being the only difference towards type A of calculation. Calculations were made using the results submitted by the neighboring TSOs.

Market for Allocation of Cross-Border Capacities

Synthesis (C1, C3, HHI) on type of auction and total values

March 2012

Border	Auction												Total		
	Yearly			Monthly			Daily			Intraday			C1 [%]	C3 [%]	HHI
	C1 [%]	C3 [%]	HHI	C1 [%]	C3 [%]	HHI	C1 [%]	C3 [%]	HHI	C1 [%]	C3 [%]	HHI			
<i>Hungary import</i>	34.48	86.21	2865.64	36.12	68.60	2145.72	31.45	68.50	1923.79	-	-	-	17.35	39.48	904.51
<i>Hungary export</i>	25.64	66.67	1742.27	32.33	67.91	1972.56	30.21	69.65	2036.66	100.00	100.00	10000.00	18.87	46.48	1033.19
<i>Bulgaria import</i>	70.00	90.00	5200.00	39.77	90.00	3182.29	36.59	74.25	2354.59	-	-	-	35.85	67.42	1967.50
<i>Bulgaria export</i>	57.89	89.47	4113.57	36.36	68.18	2148.76	66.32	94.85	4819.78	-	-	-	25.28	57.36	1415.16
<i>Serbia import</i>	40.00	70.00	2400.00	36.69	77.99	2513.08	-	-	-	-	-	-	26.84	62.42	1680.15
<i>Serbia export</i>	49.33	93.33	3454.22	31.28	70.62	2125.24	-	-	-	-	-	-	27.11	67.21	1870.52
<i>Ukraine import</i>	46.00	96.00	3432.00	50.00	89.51	3481.63	-	-	-	-	-	-	38.18	71.92	2308.86
<i>Ukraine export</i>	40.00	90.00	3000.00	-	-	-	-	-	-	-	-	-	40.00	90.00	3000.00
<i>Moldavia import</i>	71.43	100.00	5918.37	-	-	-	-	-	-	-	-	-	71.43	100.00	5918.37

- Serbian border contains only results from auctions organized by Romanian TSO.



Contact persons

Transelectrica - Market Monitoring Department

Contact persons:

Octavia Unguroiu - Phone: 021 3035636;

Mihaela Petrescu - Phone: 021 3035633;

Ioana Craciun - Phone: 021 3035668;

Transelectrica - Operational Planning and Analysis Department

Contact person:

Emanuel Ionita - Phone: 021 3035655

Email: monitorizare@transelectrica.ro

Fax:021 3035630