



Transelectrica

Compania Națională
de Transport
al Energiei Electrice



WE LEAD THE POWER

RAPORT de MONITORIZARE

Capacitati pe liniile de interconexiune

Luna martie 2010

Abrevieri

ANRE - Autoritatea Națională de Reglementare în domeniul Energiei
HHI - Indexul Herfindahl-Hirschman
PRE - Parte Responsabila cu Echilibrarea
PE - Piata de Echilibrare
OTS - Operatorul de Transport si de Sistem
SEN - Sistemul Electroenergetic National
UD – unitate dispecerizabila
NF – notificare fizica
UNO DEN - Unitatea Operationala Dispecerul Energetic National
C1 – Cota de piata a celui mai mare participant la piata
C3 – Suma cotelor de piata a primilor 3 participanti
NPS – Numarul minim al producatorilor reziduali
TTC – Capacitate Totala de Transfer
NTC – Capacitatea Neta de Transfer a liniilor de interconexiune
ATC – Capacitatea Disponibila de Transfer



Transelectrica, in calitate de Operator de Transport si de Sistem, in conformitate cu Codul Comercial, opereaza si supravegheaza activitatea desfasurata pe 3 categorii de piete: piata de echilibrare, piata de servicii tehnologice de sistem si piata de alocare de capacitati de transfer pe liniile de interconexiune.

Utilizand inregistrarile din bazele de date ale celor 3 piete, Transelectrica realizeaza rapoarte saptamanale si lunare. O parte din datele continute de aceste rapoarte (cele care nu au caracter confidential) sunt publicate pe site-ul www.ope.ro.



Observatii generale

Alocarea, prin licitatie, a capacitatilor de transfer pe liniile de interconexiune:

- S-au realizat licitatiile pentru luna martie pentru:
 - ü Perioada 01 – 14.03.2010: import/export Ungaria, import/export Bulgaria, import/export Serbia si import Ucraina;
 - ü Perioada 15 – 19.03.2010: import/export Ungaria, import/export Bulgaria si import/export Serbia;
 - ü Perioada 20 – 30.03.2010: import/export Ungaria, import/export Bulgaria, import/export Serbia si import Ucraina;
 - ü Perioada 31.03.2010: import/export Ungaria, import/export Bulgaria, import/export Serbia si import Ucraina;
- In perioada 15 – 19.03.2010 LEA 400 kV Rosiori – Mukacevo a fost retrasa din exploatare.
- Pe granitele Bulgaria si Serbia alocarea s-a facut, atat la import cat si la export, pentru 50% din total capacitate, restul de 50% fiind alocati de operatorii de transport si sistem din tarile vecine, in conformitate cu memorandumurile de intelegere incheiate cu acestia.
- Incepand cu 01.12.2009 a intrat in vigoare noul memorandum de intelegere incheiat intre Transelectrica si MAVIR (OTS-ul maghiar) care defineste noile reguli privind alocarea bilaterala coordonata intre cele doua tari pentru anul 2010. Astfel, licitatiile pe termen lung pe granita cu Ungaria se vor tine de catre Transelectrica pentru 100% din total capacitate. Alocarea zilnica este tinuta de MAVIR tot pentru 100% din total capacitate. Conform intelegerii incheiate s-a convenit ca moneda folosita va fi euro.
- Incepand cu luna martie, licitatiile tinute de Transelectrica s-au desfasurat prin intermediul noii platforme informatice Damas, moneda folosita fiind euro.
- Utilizarea capacitatii obtinute prin licitatie pe granitele cu Ucraina si Moldova este conditionata de acordul scris al OTS din Ucraina, respectiv al distribuitorului din zona in care se realizeaza insula de consum.

Public



Capacitatea de transfer pe liniile de interconexiune

Alocarea lunara Rezultate 01 - 14 Martie 2010

01 - 14 Martie 2010

	Preturi [euro/MW/h]	Cantitati [MW]						Participantii			
	Rezultate	TTC**	NTC**	ATC	Solicitat	Alocat	Cantitati finale***	Numar	C1 [%]	C3 [%]	HHI
Granita											
Ungaria export	0.20	500	400	200	590	200	400	8	25	55	1538
Ungaria import	0.13	350	250	100	463	100	250	5	22	62	2008

** valori totale

*** Cantitate finala = Capacitatea alocata lunar (100 % din capacitatea totala) + Capacitatea alocata anual ramasa dupa renuntari (100 % din capacitatea totala);

01 - 14 Martie 2010

	Preturi [euro/MW/h]	Cantitati [MW]						Participantii			
	Rezultate	TTC**	NTC**	ATC	Solicitat	Alocat	Cantitati finale*	Numar	C1 [%]	C3 [%]	HHI
Granita											
Bulgaria export	0.37	300	200	50	160	50	100	2	50	100	5000
Bulgaria import	0.31	300	200	50	185	50	100	4	40	82	2808
Serbia export	0.07	750	650	275	485	275	325	8	45	69	2562
Serbia import	0.16	400	300	100	365	100	150	6	25	70	2000
Ucraina export	-	150	50	0	-	-	50	-	-	-	-
Ucraina import	0.06	200	100	50	105	50	100	3	50	100	4200
Moldova export	-	-	-	-	-	-	-	-	-	-	-
Moldova import	-	245	245	-	-	-	245	-	-	-	-

* Cantitate finala = Capacitatea alocata lunar (50% din capacitatea totala)+ Capacitatea alocata anual ramasa dupa renuntari (50% din capacitatea totala)

** valori totale

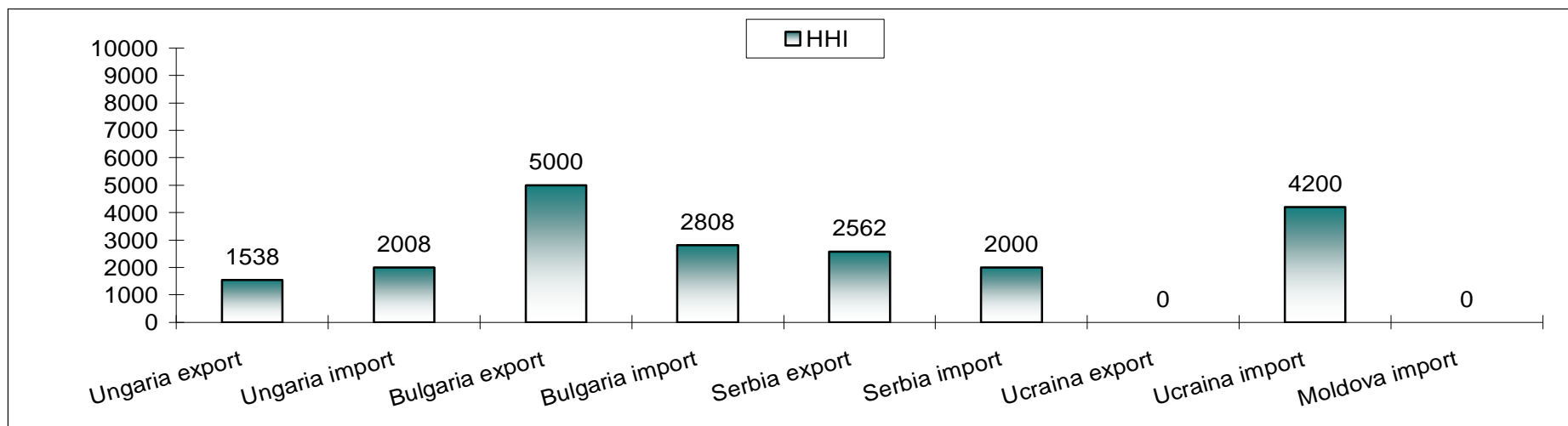
Public



Capacitatea de transfer pe liniile de interconexiune

Valorile HHI - Piata de alocare a capacitatilor de interconexiune

Perioada: 01 - 14 Martie 2010



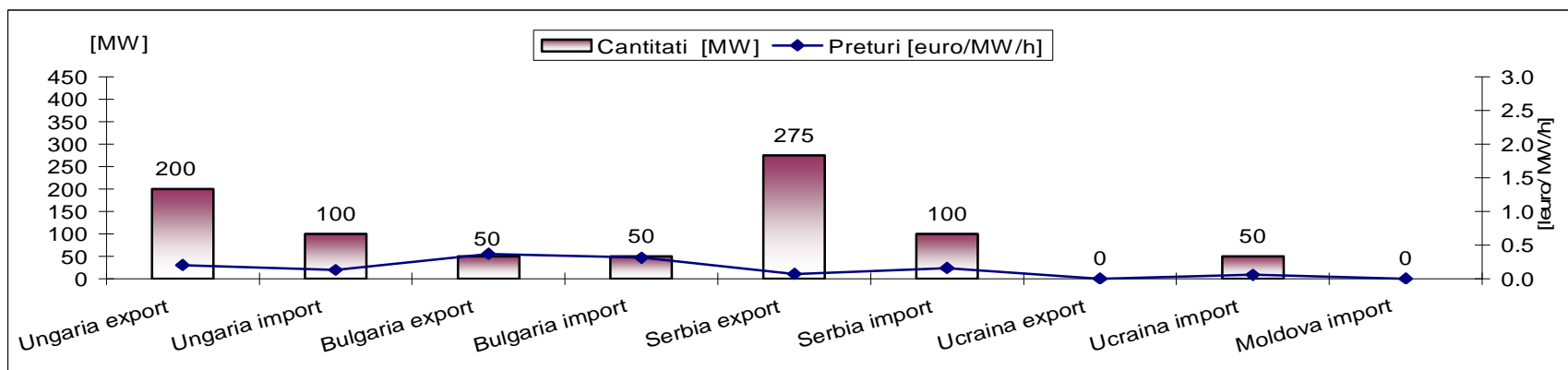
Public



Capacitatea de transfer pe liniile de interconexiune

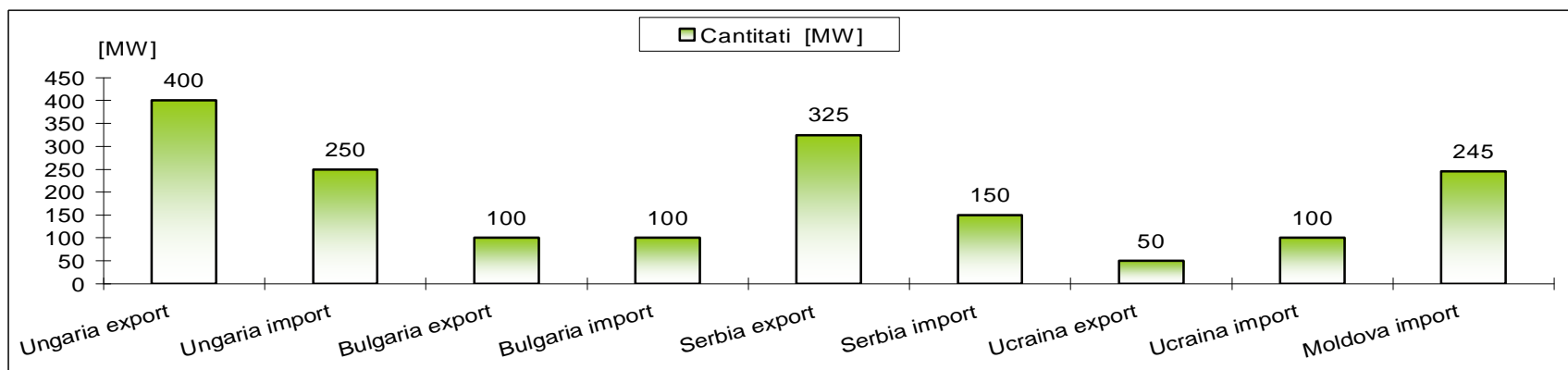
Preturi si cantitati alocate

01 - 14 Martie 2010



Cantitati finale pe granite

Perioada: 01 - 14 Martie 2010



Public



Capacitatea de transfer pe liniile de interconexiune

Licitatia lunara Rezultate 15 - 19 Martie 2010

15 - 19 Martie 2010

	Preturi [euro/MW/h]	Cantitati [MW]						Participanti			
	Rezultate	TTC**	NTC**	ATC	Solicitat	Alocat	Cantitati finale***	Numar	C1 [%]	C3 [%]	HHI
Granita											
Ungaria export	0.20	500	400	200	590	200	400	8	25	55	1538
Ungaria import	0.13	350	250	100	463	100	250	5	22	62	2008

** valori totale

*** Cantitate finala = Capacitatea alocata lunar (100 % din capacitatea totala) + Capacitatea alocata anual ramasa dupa renuntari (100 % din capacitatea totala);

15 - 19 Martie 2010

	Preturi [euro/MW/h]	Cantitati [MW]						Participanti			
	Rezultate	TTC**	NTC**	ATC	Solicitat	Alocat	Cantitati finale*	Numar	C1 [%]	C3 [%]	HHI
Granita											
Bulgaria export	0.37	300	200	50	160	50	100	2	50	100	5000
Bulgaria import	0.31	300	200	50	185	50	100	4	40	82	2808
Serbia export	0.07	750	650	275	485	275	325	8	45	69	2562
Serbia import	0.16	400	300	100	365	100	150	6	25	70	2000
Ucraina export	-	0	0	0	-	-	-	-	-	-	-
Ucraina import	-	0	0	0	-	-	-	-	-	-	-
Moldova export	-	-	-	-	-	-	-	-	-	-	-
Moldova import	-	245	245	-	-	-	245	-	-	-	-

* Cantitate finala = Capacitatea alocata lunar (50% din capacitatea totala)+ Capacitatea alocata anual ramasa dupa renuntari (50% din capacitatea totala)

** valori totale

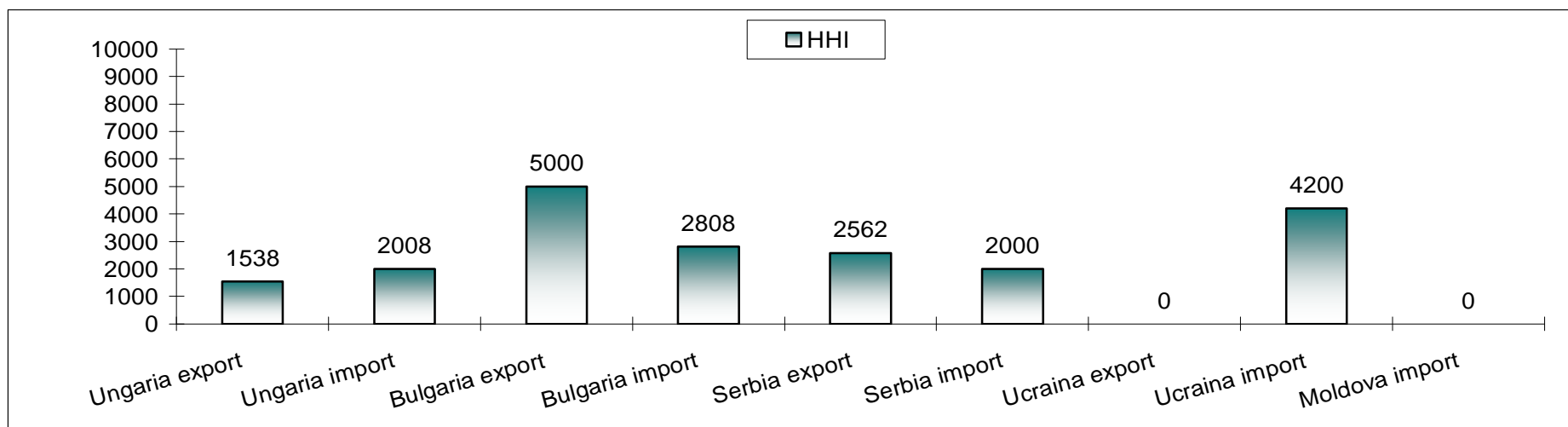
Public



Capacitatea de transfer pe liniile de interconexiune

Valorile HHI - Piata de alocare a capacitatilor de interconexiune

Perioada: 15 - 19 Martie 2010



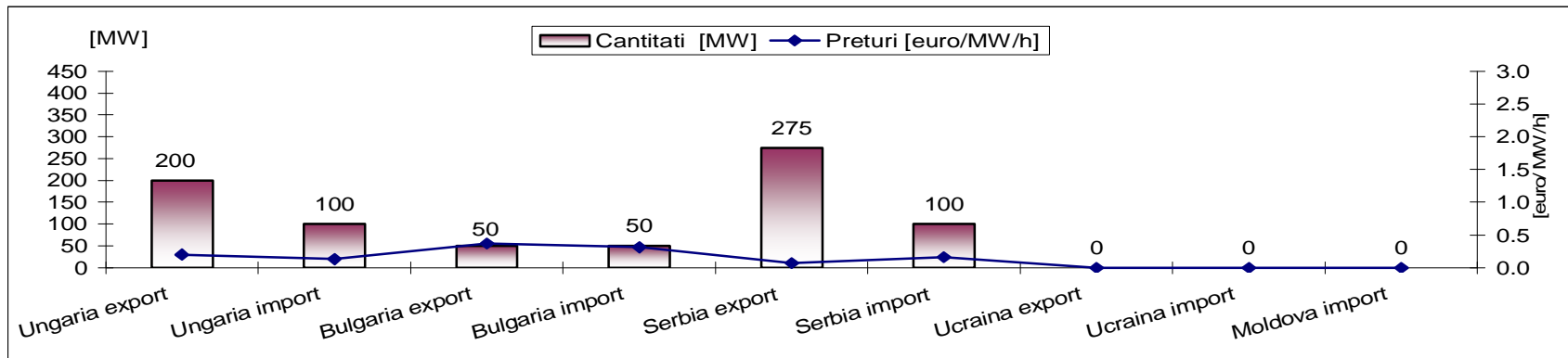
Public



Capacitatea de transfer pe liniile de interconexiune

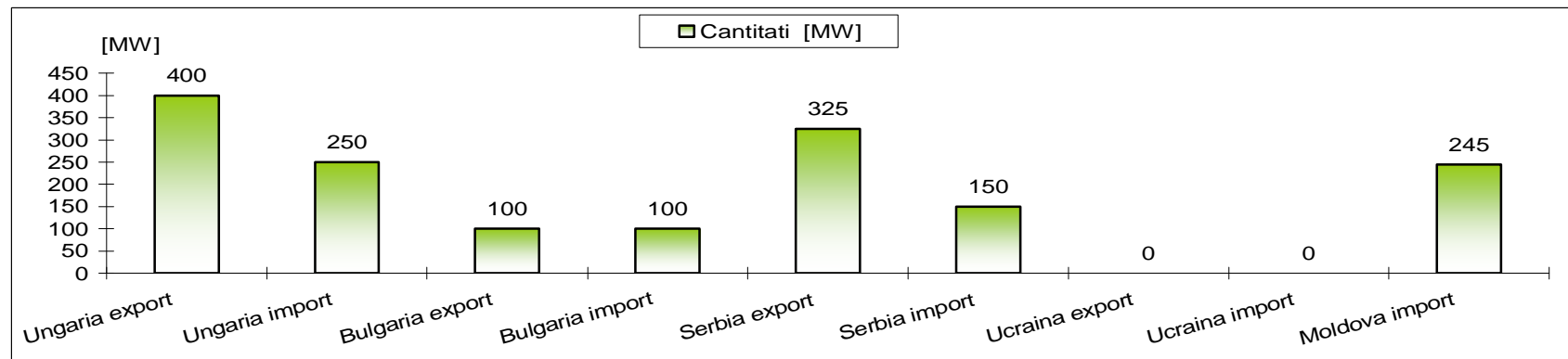
Preturi si cantitati alocate

15 - 19 Martie 2010



Cantitati finale pe granite

Perioada: 15 - 19 Martie 2010



Public



Capacitatea de transfer pe liniile de interconexiune

Licitatia lunara Rezultate 20 - 30 Martie 2010

20 - 30 Martie 2010

	Preturi [euro/MW/h]	Cantitati [MW]						Participanti			
	Rezultate	TTC**	NTC**	ATC	Solicitat	Alocat	Cantitati finale***	Numar	C1 [%]	C3 [%]	HHI
Granita	0.20	500	400	200	590	200	400	8	25	55	1538
Ungaria export	0.13	350	250	100	463	100	250	5	22	62	2008

** valori totale

*** Cantitate finala = Capacitatea alocata lunar (100 % din capacitatea totala) + Capacitatea alocata anual ramasa dupa renuntari (100 % din capacitatea totala);

20 - 30 Martie 2010

	Preturi [euro/MW/h]	Cantitati [MW]						Participanti			
	Rezultate	TTC**	NTC**	ATC	Solicitat	Alocat	Cantitati finale*	Numar	C1 [%]	C3 [%]	HHI
Granita	0.37	300	200	50	160	50	100	2	50	100	5000
Bulgaria export	0.31	300	200	50	185	50	100	4	40	82	2808
Bulgaria import	0.07	750	650	275	485	275	325	8	45	69	2562
Serbia export	0.16	400	300	100	365	100	150	6	25	70	2000
Serbia import	-	150	50	0	-	-	50	-	-	-	-
Ucraina export	0.06	250	150	100	210	100	150	3	50	100	4550
Ucraina import	-	-	-	-	-	-	-	-	-	-	-
Moldova export	-	245	245	-	-	-	245	-	-	-	-
Moldova import	-	-	-	-	-	-	-	-	-	-	-

* Cantitate finala = Capacitatea alocata lunar (50% din capacitatea totala)+ Capacitatea alocata anual ramasa dupa renuntari (50% din capacitatea totala)

** valori totale

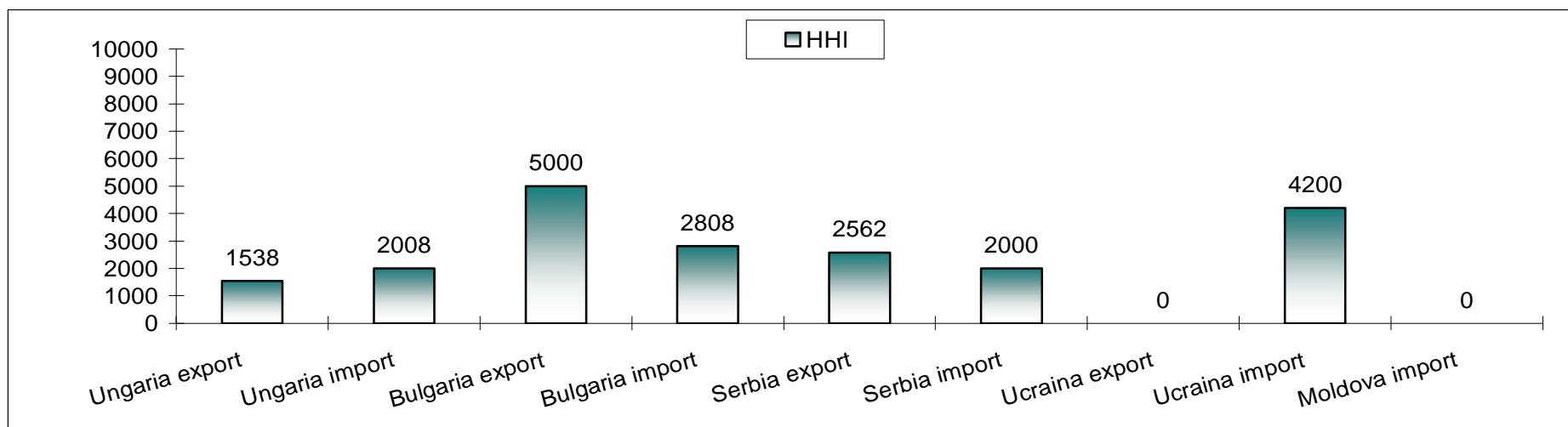
Public



Capacitatea de transfer pe liniile de interconexiune

Valorile HHI - Piata de alocare a capacitatilor de interconexiune

Perioada: 20 - 30 Martie 2010



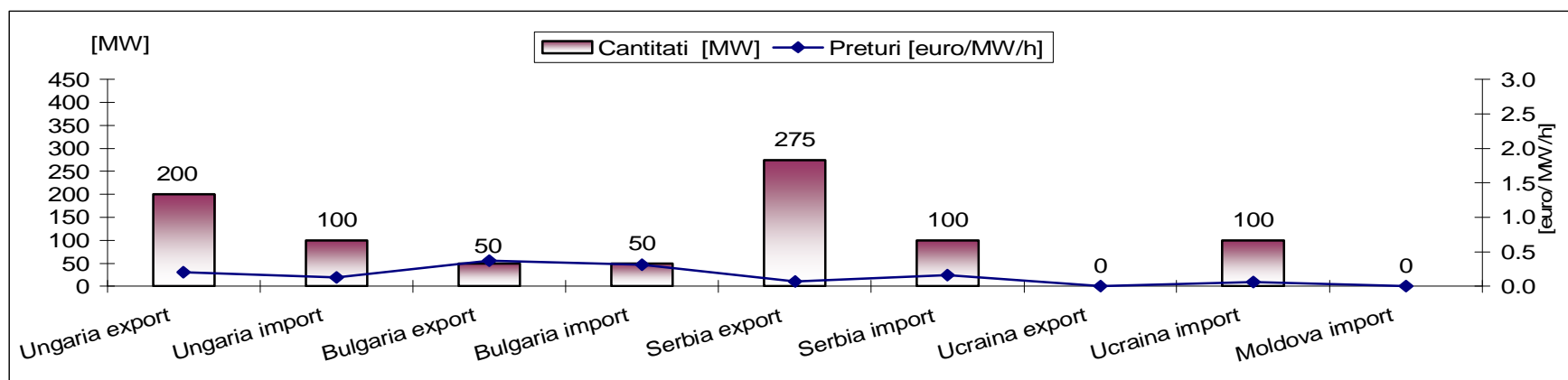
Public



Capacitatea de transfer pe liniile de interconexiune

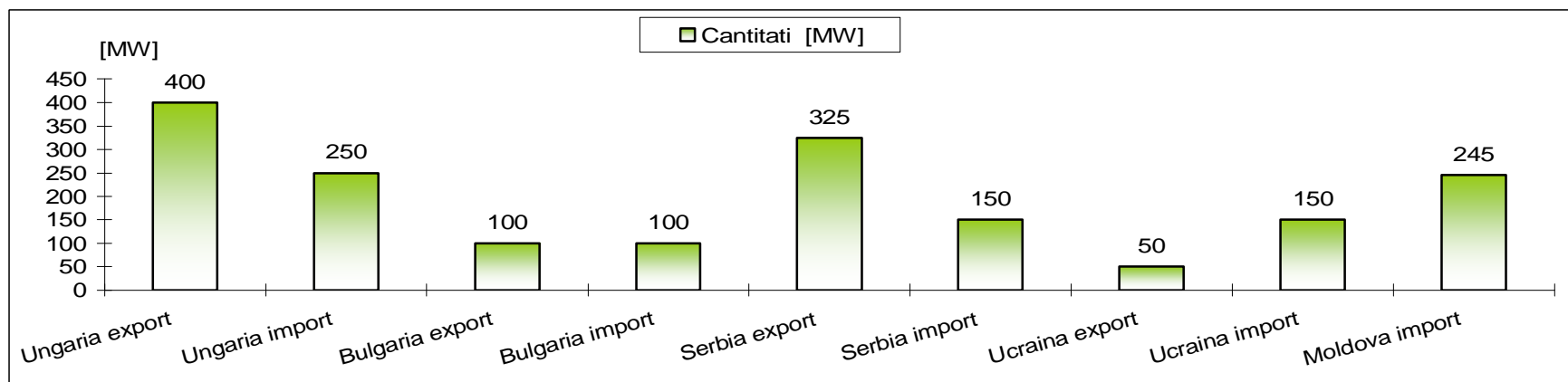
Preturi si cantitati alocate

20 - 30 Martie 2010



Cantitati finale pe granite

Perioada: 20 - 30 Martie 2010



Public



Capacitatea de transfer pe liniile de interconexiune

Licitatia lunara Rezultate 31 Martie 2010

31 Martie 2010

	Preturi [euro/MW/h]	Cantitati [MW]						Participanti			
	Rezultate	TTC**	NTC**	ATC	Solicitat	Alocat	Cantitati finale***	Numar	C1 [%]	C3 [%]	HHI
Granita	0.20	500	400	200	590	200	400	8	25	55	1538
Ungaria export	0.13	350	250	100	463	100	250	5	22	62	2008

** valori totale

*** Cantitate finala = Capacitatea alocata lunar (100 % din capacitatea totala) + Capacitatea alocata anual ramasa dupa renuntari (100 % din capacitatea totala);

31 Martie 2010

	Preturi [euro/MW/h]	Cantitati [MW]						Participanti			
	Rezultate	TTC**	NTC**	ATC	Solicitat	Alocat	Cantitati finale*	Numar	C1 [%]	C3 [%]	HHI
Granita	0.37	300	200	50	160	50	100	2	50	100	5000
Bulgaria export	0.31	300	200	50	185	50	100	4	40	82	2808
Bulgaria import	0.07	750	650	275	485	275	325	8	45	69	2562
Serbia export	0.16	400	300	100	365	100	150	6	25	70	2000
Serbia import	-	150	50	0	-	-	50	-	-	-	-
Ucraina export	0.06	200	100	50	105	50	100	3	50	100	4200
Ucraina import	-	-	-	-	-	-	-	-	-	-	-
Moldova export	-	245	245	-	-	-	245	-	-	-	-
Moldova import	-	-	-	-	-	-	-	-	-	-	-

* Cantitate finala = Capacitatea alocata lunar (50% din capacitatea totala)+ Capacitatea alocata anual ramasa dupa renuntari (50% din capacitatea totala)

** valori totale

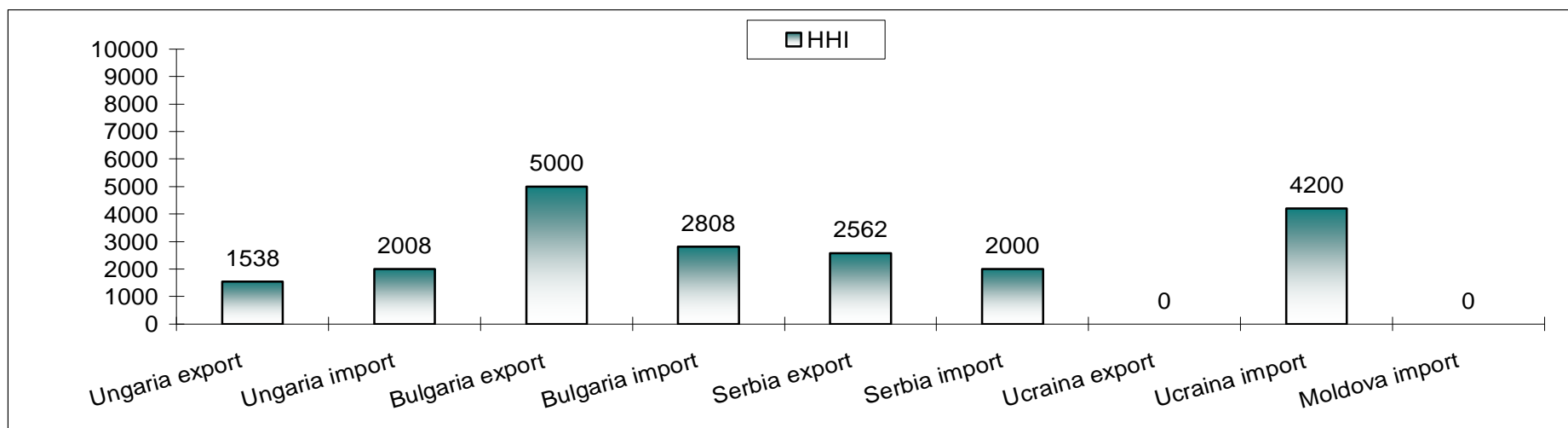
Public



Capacitatea de transfer pe liniile de interconexiune

Valorile HHI - Piata de alocare a capacitatilor de interconexiune

Perioada: 31 Martie 2010



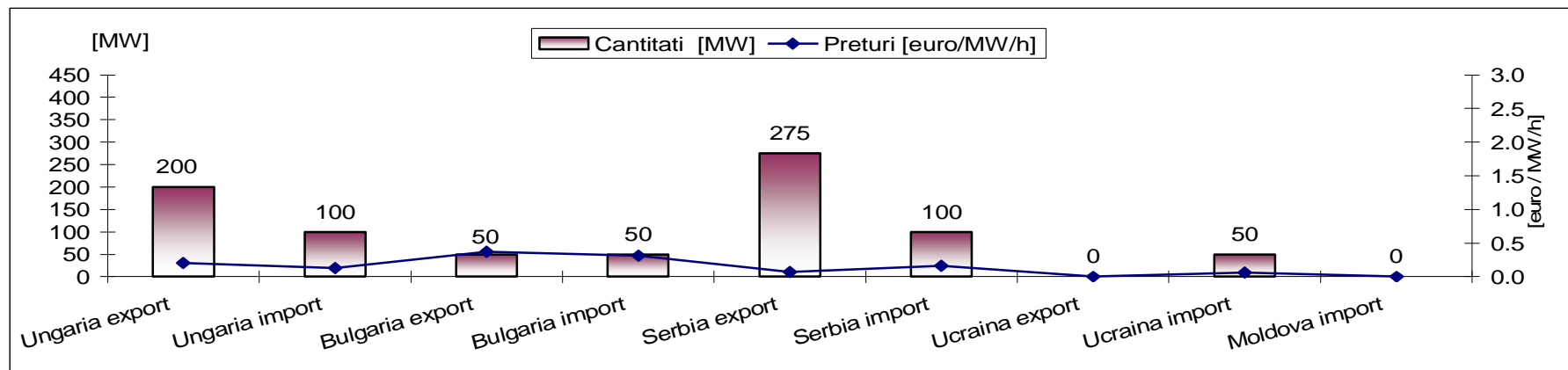
Public



Capacitatea de transfer pe liniile de interconexiune

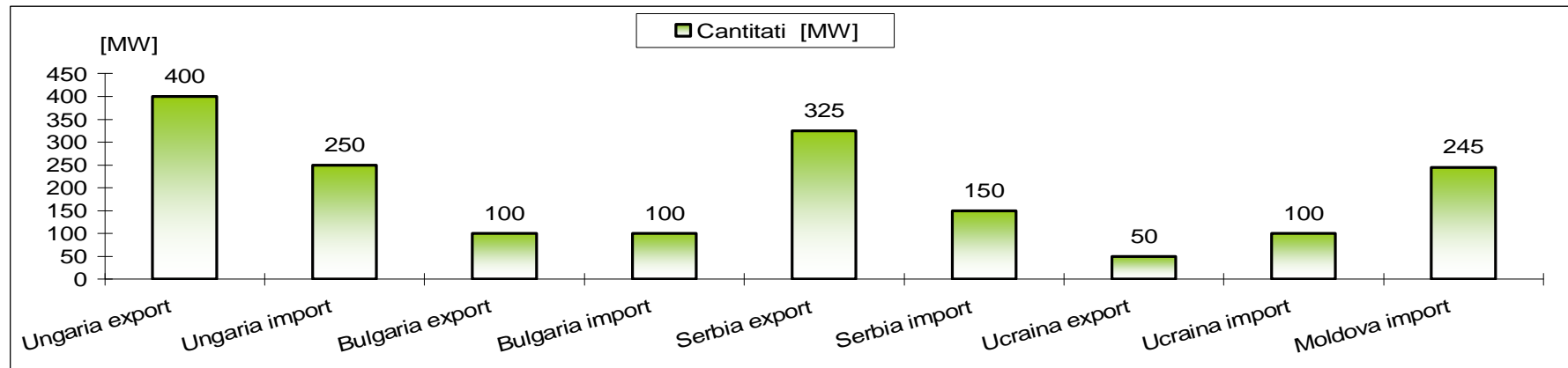
Preturi si cantitati alocate

31 Martie 2010



Cantitati finale pe granite

Perioada: 31 Martie 2010



Public



Capacitatea de transfer pe liniile de interconexiune

Alocarea Zilnica pe granita Romania - Ungaria

Pretul de inchidere a licitatiei [Euro/MW/h] - Import

ziua	1	2	3	4	5	6	7	8	9	10	11	12	13	14	15	16	17	18	19	20	21	22	23	24	Max	
1	8.00	8.00	8.00	8.00	8.00	8.00	0.33	0.00	0.00	0.00	0.00	0.00	0.00	0.00	0.00	0.00	0.00	0.00	0.00	0.00	0.00	0.00	0.32	0.32	8.00	
2	0.50	0.50	0.50	7.15	7.15	0.50	0.01	0.01	0.01	0.01	0.01	0.01	0.01	0.01	0.01	0.01	0.01	0.01	0.01	0.01	0.01	0.01	0.05	0.05	7.15	
3	11.00	11.00	11.00	11.59	11.59	11.00	0.01	0.01	0.00	0.00	0.00	0.00	0.00	0.00	0.00	0.00	0.00	0.00	0.00	0.00	0.01	0.01	0.10	0.11	11.59	
4	0.01	0.01	0.01	0.01	0.01	0.01	0.01	0.00	0.00	0.00	0.00	0.00	0.00	0.00	0.00	0.00	0.00	0.00	0.00	0.00	0.00	0.00	0.01	0.01	0.01	
5	0.01	0.01	0.01	0.01	0.01	0.01	0.01	0.00	0.00	0.00	0.00	0.00	0.00	0.00	0.00	0.00	0.00	0.00	0.00	0.00	0.00	0.00	0.01	0.01	0.01	
6	0.01	0.01	0.01	0.10	0.10	0.01	0.01	0.01	0.01	0.01	0.01	0.01	0.01	0.01	0.01	0.01	0.01	0.01	0.01	0.01	0.01	0.01	0.01	0.01	0.01	0.10
7	0.10	0.10	0.11	0.20	0.20	0.10	0.01	0.01	0.01	0.01	0.01	0.01	0.01	0.01	0.01	0.01	0.01	0.01	0.01	0.01	0.01	0.01	0.01	0.01	0.01	0.20
8	0.01	0.01	0.01	0.10	0.10	0.02	0.00	0.00	0.00	0.00	0.00	0.00	0.00	0.00	0.00	0.00	0.00	0.00	0.00	0.00	0.00	0.00	0.01	0.01	0.10	
9	0.01	0.01	0.01	0.01	0.01	0.01	0.00	0.00	0.00	0.00	0.00	0.00	0.00	0.00	0.00	0.00	0.00	0.00	0.00	0.00	0.00	0.00	0.01	0.01	0.01	
10	0.01	0.01	0.01	0.01	0.01	0.01	0.01	0.00	0.00	0.00	0.00	0.00	0.00	0.00	0.00	0.00	0.00	0.00	0.00	0.00	0.00	0.00	0.01	0.01	0.01	
11	0.00	0.00	0.00	0.00	0.00	0.00	0.00	0.00	0.00	0.00	0.00	0.00	0.00	0.00	0.00	0.00	0.00	0.00	0.00	0.00	0.00	0.00	0.00	0.00	0.00	0.00
12	0.00	0.00	0.00	0.00	0.00	0.00	0.00	0.00	0.00	0.00	0.00	0.00	0.00	0.00	0.00	0.00	0.00	0.00	0.00	0.00	0.00	0.00	0.01	0.00	0.01	
13	0.01	0.01	0.01	0.01	0.01	0.01	0.01	0.01	0.05	0.05	0.05	0.05	0.01	0.03	0.03	0.03	0.03	0.05	0.05	0.05	0.03	0.03	0.00	0.01	0.01	0.05
14	0.11	0.11	2.00	2.00	2.00	2.00	0.05	0.04	0.10	0.10	0.10	0.10	0.05	0.05	0.05	0.05	0.05	0.10	0.10	0.10	0.10	0.10	0.01	0.04	2.00	
15	0.01	0.01	0.05	0.05	0.05	0.05	0.00	0.00	0.00	0.00	0.00	0.00	0.00	0.00	0.00	0.00	0.00	0.00	0.00	0.00	0.01	0.01	0.01	0.01	0.05	
16	0.01	0.01	0.05	0.05	0.05	0.05	0.00	0.00	0.00	0.00	0.00	0.00	0.00	0.00	0.00	0.00	0.00	0.00	0.00	0.00	0.00	0.00	0.01	0.01	0.05	
17	0.01	0.01	0.01	0.01	0.01	0.01	0.00	0.00	0.00	0.00	0.00	0.00	0.00	0.00	0.00	0.00	0.00	0.00	0.00	0.00	0.00	0.00	0.01	0.01	0.01	
18	0.00	0.00	0.00	0.00	0.00	0.00	0.00	0.00	0.00	0.00	0.00	0.00	0.00	0.00	0.00	0.00	0.00	0.00	0.00	0.00	0.00	0.00	0.00	0.00	0.00	0.00
19	0.00	0.00	0.00	0.00	0.00	0.00	0.00	0.00	0.00	0.00	0.00	0.00	0.00	0.00	0.00	0.00	0.00	0.00	0.00	0.00	0.00	0.00	0.00	0.00	0.00	0.00
20	0.01	0.01	0.01	0.01	0.01	0.01	0.01	0.01	0.01	0.01	0.01	0.01	0.01	0.01	0.01	0.01	0.01	0.01	0.01	0.01	0.01	0.01	0.01	0.01	0.01	0.01
21	0.11	0.11	0.11	0.30	0.30	0.11	0.11	0.01	0.01	0.01	0.01	0.01	0.01	0.01	0.01	0.01	0.01	0.01	0.01	0.01	0.01	0.01	0.01	0.01	0.01	0.30
22	0.01	0.01	0.01	0.01	0.01	0.01	0.01	0.00	0.00	0.00	0.00	0.00	0.00	0.00	0.00	0.00	0.00	0.00	0.00	0.00	0.00	0.00	0.01	0.01	0.01	
23	0.01	0.01	0.01	0.01	0.01	0.01	0.00	0.00	0.00	0.00	0.00	0.00	0.00	0.00	0.00	0.00	0.00	0.00	0.00	0.00	0.00	0.00	0.00	0.00	0.01	0.01
24	0.01	0.01	0.01	0.04	0.01	0.01	0.01	0.01	0.01	0.01	0.01	0.01	0.01	0.01	0.01	0.01	0.01	0.01	0.01	0.01	0.01	0.01	0.01	0.04	0.04	0.04
25	0.02	0.02	0.06	0.11	0.11	0.11	0.01	0.00	0.00	0.00	0.00	0.00	0.00	0.00	0.00	0.00	0.00	0.00	0.00	0.00	0.00	0.00	0.01	0.01	0.11	
26	0.01	0.01	0.01	0.01	0.01	0.01	0.01	0.00	0.00	0.00	0.00	0.00	0.00	0.00	0.00	0.00	0.00	0.00	0.00	0.00	0.00	0.00	0.01	0.01	0.01	
27	0.01	0.01	0.01	0.01	0.01	0.01	0.01	0.01	0.01	0.01	0.01	0.01	0.01	0.01	0.01	0.01	0.01	0.01	0.01	0.01	0.01	0.01	0.01	0.01	0.01	0.01
28	0.03	0.03		0.04	0.10	0.03	0.03	0.01	0.01	0.01	0.01	0.01	0.01	0.01	0.01	0.01	0.01	0.01	0.01	0.01	0.01	0.01	0.01	0.01	0.01	0.10
29	0.01	0.01	0.01	0.03	0.03	0.01	0.00	0.00	0.00	0.00	0.00	0.00	0.00	0.00	0.00	0.00	0.00	0.00	0.00	0.00	0.00	0.00	0.01	0.01	0.03	
30	0.01	0.01	0.01	0.01	0.01	0.01	0.00	0.00	0.00	0.00	0.00	0.00	0.00	0.00	0.00	0.00	0.00	0.00	0.00	0.00	0.01	0.00	0.01	0.01	0.01	
31	0.01	0.01	0.05	0.11	0.05	0.01	0.01	0.00	0.00	0.00	0.00	0.00	0.00	0.00	0.00	0.00	0.00	0.00	0.01	0.01	0.01	0.01	0.01	0.01	0.01	0.11

mar 2010

Public



Capacitatea de transfer pe liniile de interconexiune

Alocarea Zilnica pe granita Romania - Ungaria

Pretul de inchidere a licitatiei
[Euro/MW/h] - Export

ziua	1	2	3	4	5	6	7	8	9	10	11	12	13	14	15	16	17	18	19	20	21	22	23	24	Max
1	0.00	0.00	0.00	0.00	0.00	0.00	0.00	0.00	0.01	0.01	0.01	0.01	0.01	0.01	0.01	0.01	0.01	0.01	0.01	0.01	0.00	0.00	0.00	0.00	0.01
2	0.00	0.00	0.00	0.00	0.00	0.00	0.00	0.00	0.00	0.00	0.00	0.00	0.00	0.00	0.00	0.00	0.00	0.00	0.00	0.00	0.00	0.00	0.00	0.00	0.00
3	0.00	0.00	0.00	0.00	0.00	0.00	0.00	0.00	0.00	0.00	0.00	0.00	0.00	0.00	0.00	0.00	0.00	0.00	0.00	0.00	0.00	0.00	0.00	0.00	0.00
4	0.00	0.00	0.00	0.00	0.00	0.00	0.00	0.00	0.00	0.00	0.00	0.00	0.00	0.00	0.00	0.00	0.00	0.00	0.00	0.00	0.00	0.00	0.00	0.00	0.00
5	0.00	0.00	0.00	0.00	0.00	0.00	0.00	0.00	0.00	0.00	0.00	0.00	0.00	0.00	0.00	0.00	0.00	0.00	0.00	0.00	0.00	0.00	0.00	0.00	0.00
6	0.00	0.00	0.00	0.00	0.00	0.00	0.00	0.00	0.00	0.00	0.00	0.00	0.00	0.00	0.00	0.00	0.00	0.00	0.00	0.00	0.00	0.00	0.00	0.00	0.00
7	0.00	0.00	0.00	0.00	0.00	0.00	0.00	0.00	0.00	0.00	0.00	0.00	0.00	0.00	0.00	0.00	0.00	0.00	0.00	0.00	0.00	0.00	0.00	0.00	0.00
8	0.00	0.00	0.00	0.00	0.00	0.00	0.01	0.01	0.03	0.03	0.03	0.03	0.03	0.03	0.03	0.03	0.03	0.01	0.01	0.01	0.01	0.01	0.00	0.00	0.03
9	0.00	0.00	0.00	0.00	0.00	0.00	0.00	0.00	0.00	0.00	0.00	0.00	0.00	0.00	0.00	0.00	0.00	0.00	0.00	0.00	0.00	0.00	0.00	0.00	0.00
10	0.00	0.00	0.00	0.00	0.00	0.00	0.01	0.00	0.03	0.01	0.01	0.01	0.01	0.01	0.01	0.01	0.01	0.01	0.03	0.01	0.00	0.00	0.00	0.00	0.03
11	0.00	0.00	0.00	0.00	0.00	0.00	0.01	0.01	0.04	0.04	0.04	0.04	0.04	0.01	0.01	0.01	0.01	0.04	0.04	0.04	0.00	0.00	0.00	0.00	0.04
12	0.00	0.00	0.00	0.00	0.00	0.00	0.04	0.01	0.04	0.04	0.04	0.01	0.01	0.01	0.01	0.01	0.01	0.01	0.04	0.01	0.00	0.00	0.00	0.00	0.04
13	0.00	0.00	0.00	0.00	0.00	0.00	0.00	0.00	0.00	0.00	0.00	0.00	0.00	0.00	0.00	0.00	0.00	0.00	0.00	0.00	0.00	0.00	0.00	0.00	0.00
14	0.00	0.00	0.00	0.00	0.00	0.00	0.00	0.00	0.00	0.00	0.00	0.00	0.00	0.00	0.00	0.00	0.00	0.00	0.00	0.00	0.00	0.00	0.00	0.00	0.00
15	0.00	0.00	0.00	0.00	0.00	0.00	0.01	0.01	0.01	0.01	0.01	0.01	0.01	0.01	0.01	0.01	0.01	0.01	0.01	0.01	0.00	0.00	0.00	0.00	0.01
16	0.00	0.00	0.00	0.00	0.00	0.00	0.01	0.00	0.01	0.01	0.01	0.01	0.01	0.01	0.01	0.01	0.01	0.01	0.01	0.01	0.00	0.00	0.00	0.00	0.01
17	0.00	0.00	0.00	0.00	0.00	0.00	0.01	0.01	0.01	0.01	0.01	0.01	0.01	0.01	0.01	0.01	0.01	0.01	0.01	0.01	0.01	0.01	0.00	0.00	0.01
18	0.00	0.00	0.00	0.00	0.00	0.00	0.00	0.00	0.00	0.00	0.00	0.00	0.00	0.00	0.00	0.00	0.00	0.00	0.00	0.00	0.00	0.00	0.00	0.00	0.00
19	0.00	0.00	0.00	0.00	0.00	0.00	0.00	0.00	0.01	0.01	0.01	0.01	0.01	0.01	0.01	0.01	0.01	0.01	0.01	0.01	0.00	0.00	0.00	0.00	0.01
20	0.00	0.00	0.00	0.00	0.00	0.00	0.00	0.00	0.00	0.00	0.00	0.00	0.00	0.00	0.00	0.00	0.00	0.00	0.00	0.00	0.00	0.00	0.00	0.00	0.00
21	0.00	0.00	0.00	0.00	0.00	0.00	0.00	0.00	0.00	0.00	0.00	0.00	0.00	0.00	0.00	0.00	0.00	0.00	0.00	0.00	0.00	0.00	0.00	0.00	0.00
22	0.00	0.00	0.00	0.00	0.00	0.00	0.01	0.01	0.01	0.01	0.01	0.01	0.01	0.01	0.01	0.01	0.01	0.01	0.01	0.01	0.01	0.00	0.00	0.00	0.01
23	0.00	0.00	0.00	0.00	0.00	0.00	0.00	0.00	0.00	0.00	0.00	0.00	0.00	0.00	0.00	0.00	0.00	0.00	0.00	0.00	0.00	0.00	0.00	0.00	0.00
24	0.00	0.00	0.00	0.00	0.00	0.00	0.01	0.00	0.01	0.01	0.01	0.01	0.01	0.01	0.01	0.01	0.01	0.01	0.01	0.01	0.00	0.00	0.00	0.00	0.01
25	0.00	0.00	0.00	0.00	0.00	0.00	0.00	0.00	0.01	0.01	0.01	0.01	0.01	0.01	0.01	0.01	0.01	0.01	0.01	0.01	0.00	0.00	0.00	0.00	0.01
26	0.00	0.00	0.00	0.00	0.00	0.00	0.01	0.01	0.01	0.01	0.01	0.01	0.01	0.01	0.01	0.01	0.01	0.01	0.01	0.01	0.01	0.00	0.00	0.00	0.01
27	0.00	0.00	0.00	0.00	0.00	0.00	0.00	0.00	0.00	0.00	0.00	0.00	0.00	0.00	0.00	0.00	0.00	0.00	0.00	0.00	0.00	0.00	0.00	0.00	0.00
28	0.00	0.00	0.00	0.00	0.00	0.00	0.00	0.00	0.00	0.00	0.00	0.00	0.00	0.00	0.00	0.00	0.00	0.00	0.00	0.00	0.00	0.00	0.00	0.00	0.00
29	0.00	0.00	0.00	0.00	0.00	0.00	0.00	0.00	0.01	0.01	0.01	0.01	0.01	0.01	0.01	0.01	0.01	0.01	0.01	0.01	0.00	0.00	0.00	0.00	0.01
30	0.00	0.00	0.00	0.00	0.00	0.00	0.01	0.01	0.01	0.01	0.01	0.01	0.01	0.01	0.01	0.01	0.01	0.01	0.01	0.01	0.00	0.01	0.00	0.00	0.01
31	0.00	0.00	0.00	0.00	0.00	0.00	0.01	0.01	0.01	0.01	0.01	0.01	0.01	0.01	0.01	0.01	0.01	0.01	0.01	0.01	0.01	0.00	0.00	0.00	0.01

mar.2010

Public

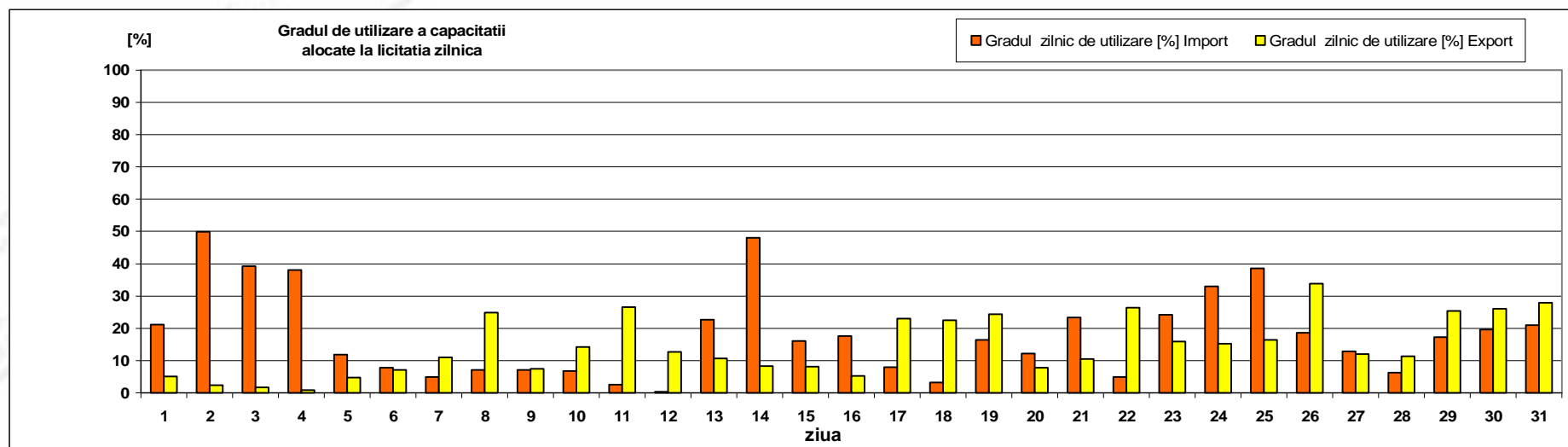


Capacitatea de transfer pe liniile de interconexiune

Alocarea Zilnica pe granita Romania - Ungaria

Gradul de utilizare a capacitatii alocate la licitatia zilnica

martie 2010



Gradul zilnic de utilizare [%]

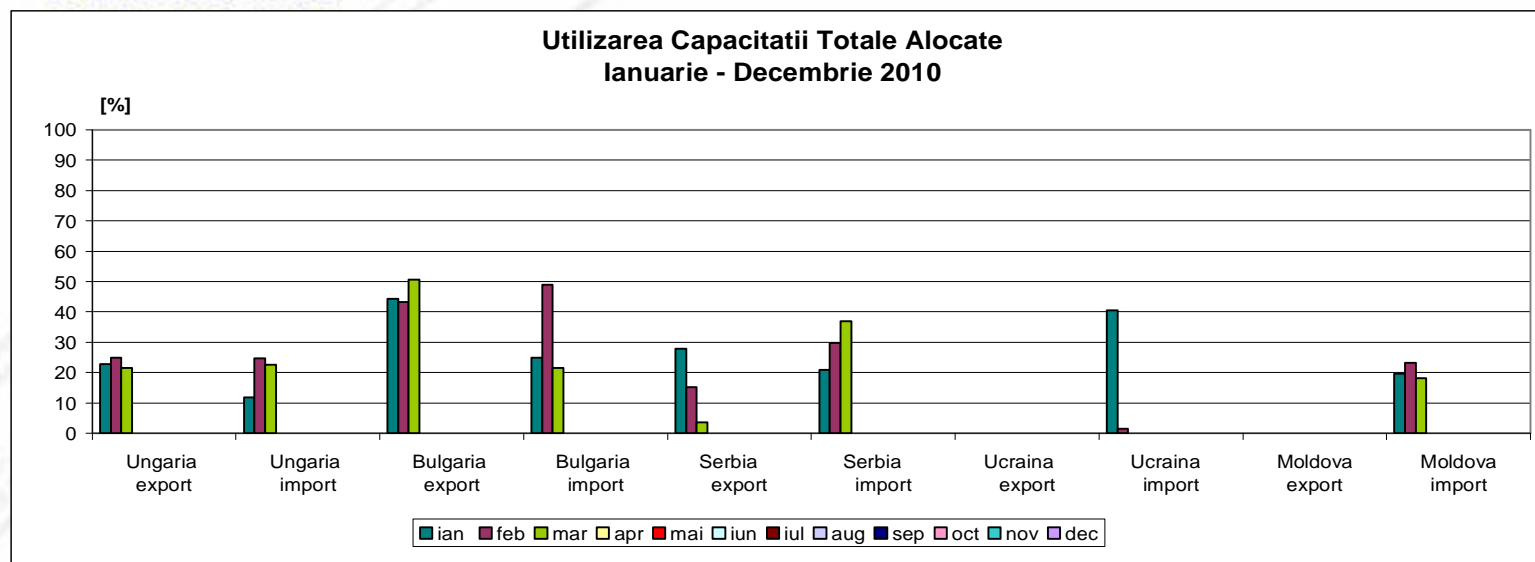
mar.2010	1	2	3	4	5	6	7	8	9	10	11	12	13	14	15	16	17	18	19	20	21	22	23	24	25	26	27	28	29	30	31
Import	21.15	49.96	39.24	38.13	11.80	7.72	4.90	7.11	7.22	6.80	2.61	0.40	22.68	47.98	16.13	17.64	7.89	3.30	16.47	12.23	23.29	4.94	24.18	33.01	38.60	18.67	12.89	6.29	17.37	19.65	21.09
Export	5.09	2.37	1.71	0.79	4.71	7.24	11.03	24.99	7.52	14.26	26.59	12.76	10.76	8.31	8.21	5.33	23.10	22.52	24.38	7.74	10.51	26.38	15.90	15.30	16.37	33.91	12.03	11.27	25.46	26.01	27.95

Gradul de utilizare a capacitatii alocate la licitatiile zilnice, calculat la nivel lunar, ca raport intre suma capacitatilor zilnice notificate si suma capacitatilor zilnice alocate are valorile:

- Import 18.86 [%]
- Export 14.80 [%]

Capacitatea de transfer pe liniile de interconexiune

Gradul de utilizare a capacitatii totale alocate



Varianta A de calcul:

Gradul de utilizare a capacitatii totale alocate pe o granita si directie, reprezinta raportul exprimat procentual dintre energia aferenta schimburilor comerciale realizate (notificate) la nivelul unei luni si energia corespunzatoare capacitatilor alocate, de catre partea romana si vecina, catre participantii cu drept de utilizare a acesteia (care au corespondent de partea cealalta a granitei).

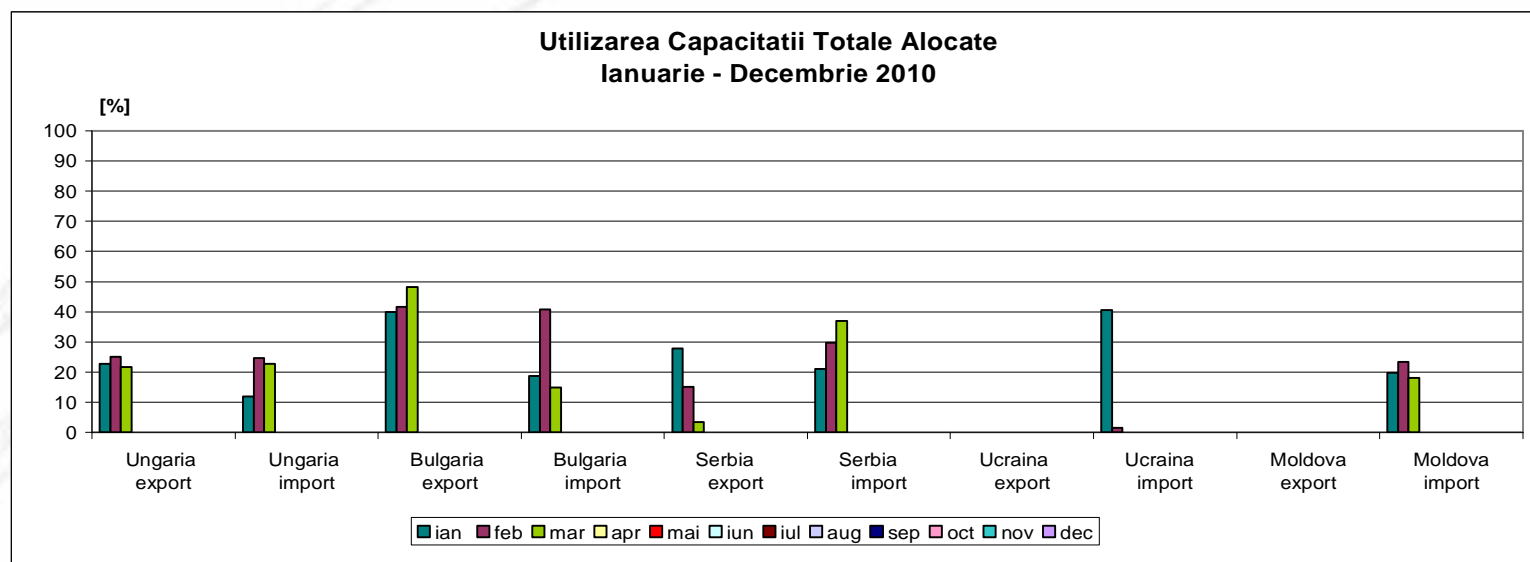
[%]	Ungaria export	Ungaria import	Bulgaria export	Bulgaria import	Serbia export	Serbia import	Ucraina export	Ucraina import	Moldova export	Moldova import
ian	22.86	11.96	44.27	24.90	27.86	21.02	0.00	40.66	-	19.71
feb	25.01	24.63	43.18	48.92	15.20	29.79	0.00	1.69	-	23.37
mar	21.68	22.67	50.65	21.69	3.62	36.94	0.00	0.00	-	18.20
apr										
mai										
iun										
iul										
aug										
sep										
oct										
nov										
dec										
media	23.18	19.75	46.03	31.83	15.56	29.25	0.00	14.12	-	20.43

La nivelul lunii martie, aplicand varianta A de calcul, cel mai mare grad de utilizare se observa la export pe granita cu Bulgaria, unde valoarea este de 51%. Comparativ cu lunile precedente, se constata o crestere constanta a gradului de utilizare la import din Serbia si scadere acestuia la export. De asemenea, fata de luna februarie, gradul de utilizare la import din Bulgaria inregistreaza o scadere accentuata.

Public

Capacitatea de transfer pe liniile de interconexiune

Gradul de utilizare a capacitatii totale alocate



[%]	Ungaria export	Ungaria import	Bulgaria export	Bulgaria import	Serbia export	Serbia import	Ucraina export	Ucraina import	Moldova export	Moldova import
ian	22.86	11.96	39.85	18.65	27.86	21.02	0.00	40.66	-	19.71
feb	25.01	24.63	41.64	40.78	15.20	29.79	0.00	1.69	-	23.37
mar	21.68	22.67	48.12	14.90	3.62	36.94	0.00	0.00	-	18.20
apr										
mai										
iun										
iul										
aug										
sep										
oct										
nov										
dec										
media	23.18	19.75	43.20	24.78	15.56	29.25	0.00	14.12	-	20.43

Varianta B

de calcul:

Gradul de utilizare a capacitatii totale alocate pe o granita si directie, reprezinta raportul exprimat procentual dintre energia aferenta schimburilor comerciale realizate (notificate) la nivelul unei luni si energia corespunzatoare capacitatii totale alocate de catre partea romana si vecina catre toti participantii, indiferent daca exista sau nu un corespondent de cealalta parte a granitei.

In aceasta varianta de calcul valorile obtinute sunt mai mici pe granita cu Bulgaria, aceasta fiind singura diferenta fata de varianta A de calcul. Calculele au fost efectuate pe baza rezultatelor la licitatii transmise de OTS-ul bulgar.



Persoane de contact

Transelectrica - Serviciul de Monitorizare Piete

**Persoane de contact : Octavia Unguroiu
Mihaela Petrescu
Ioana Craciun**

Transelectrica - Serviciul de Programare si Analiza Functionarii

Persoane de contact : Cristina Popovici

Email: monitorizare@transelectrica.ro

Phone: 021 3035636; 021 3035633; 021 3035668; 021 3035768;

Fax:021 3035630