



**Transelectrica®**  
Societate Administrată în Sistem Dualist

---

# **MARKET MONITORING REPORT**

## **Market for Allocation of Cross-Border Capacities**

**February 2020**

---



- ANRE - Romanian Energy Regulatory Authority
- HHI - Herfindahl-Hirschman Index
- BRP - Balance Responsible Party
- BM - Balancing Market
- DAM - Day Ahead Market
- TSO - Transmission System Operator
- DU – Dispatchable Unit
- PN – Physical Notification
- NDC - National Dispatching Center
- C1 – The market share of the largest market participant
- C3 – Total market share of top 3 market participants
- NPS – Minimum number of residual generators
- TTC – Total Transfer Capacity
- NTC – Net Transfer Capacity
- ATC – Available Transfer Capacity

Transelectrica, the Romanian Transmission System Operator, operates and monitors the activity of 3 types of markets: Balancing Market, Ancillary Services Market and Market for Allocation of Cross-Border Capacities.

Using the records from the markets data base, Transelectrica prepares daily, weekly and monthly monitoring reports. A part of the data included in these reports (those data which are not confidential) is published on the website **[www.transelectrica.ro](http://www.transelectrica.ro)**

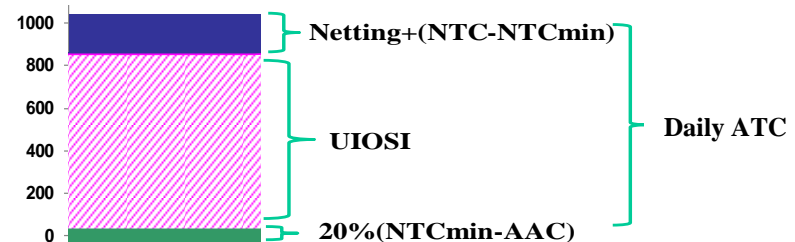
# General Remarks



Transelectrica®

Societate Administrată în Sistem Dualist

- According to the agreements between Transelectrica and neighbors for year 2020 :
  - ✓ on the Bulgarian border, the bilateral coordinated allocation is done for 100% of total capacity by Transelectrica for daily auctions. Starting with 20.11.2019, implicit intraday allocation with continuous trading is organized on the Bulgarian border, due to the integration of Romanian intraday market in SIDC (Single Intra-Day Market). In the event of decoupling, no explicit intraday auctions are organized on RO – BG border; the “netting” is applied to daily and intraday allocation.
  - ✓ on the Hungarian border, starting with 20.11.2019 is organized implicit intraday allocation with continuous trading, due to the integration of Romanian intraday market in SIDC (Single Intra-Day Market). In the event of decoupling, no explicit intraday auctions are organized on RO – HU border. Implicit daily allocations are held since the CZ-SK-HU-RO day-ahead market coupling. In the event of decoupling, MAVIR is in charge with the explicit daily auctions (shadow auctions) for RO-HU border. The “netting” is applied to daily and intraday allocation.
  - ✓ on the Serbian border, the bilateral coordinated allocation, is done for 100% of total capacity by EMS (Serbia) for daily auctions and by Transelectrica for long term and intraday auctions. The “netting” is applied to daily and intraday allocation. The intraday allocation is done in six auction sessions for time intervals: 00:00-04:00, 04:00-08:00, 08:00-12:00, 12:00-16:00, 16:00-20:00, 20:00-00:00 CET.
  - ✓ *UIOSI* („use it or sell it”) principle is applied on Hungarian, Bulgarian and Serbian borders.
  - ✓ the long term auctions on Hungarian and Bulgarian borders are held by Joint Allocation Office (JAO) based on Allocation Rules for Forward Capacity Allocation (HAR) and border specific Annex. On these borders it is applied:
    - ✓ reservation of a percentage of interconnection capacity for short term auction, offered capacity being calculated as 80% of the minimum of available capacities of all periods of the month;



- Transelectrica’s auctions are held on Damas platform, with euro currency trading;
- On Romania – Bulgaria, Romania – Serbia and Romania – Hungary border, the use of the physical transport rights is performed in accordance with the m:n nomination principle, for all time horizons.

# General Remarks



Transelectrica®

Societate Administrată în Sistem Dualist

- Long term auction results on the Hungarian and Bulgarian borders are provide by JAO and daily auction results on the Serbian border (auction prices, allocated capacities) are provided by the respective TSO.
- Usage of allocated capacity on Ukrainian and Moldavian border is restricted by Ukrainian TSO agreement and respectively by the approval of the distribution operator of the passive consumption islands.
- Monthly auctions for February 2020 were held as: import/export Hungary\*; import/export Bulgaria\*; import/export Serbia and import/export Ukraine during the period 01.02 – 29.02.2020.
- In February 2020 there were no auctions held on Moldavian border.

\* according to the allocation rules, monthly offered capacity was calculated taking into account the minimum of NTC's monthly values.



**Transelectrica®**

Societate Administrată în Sistem Dualist

# Market for Allocation of Cross-Border Capacities

## Monthly auction Results of 01 – 29 February 2020

	Prices [euro/MWh]	Capacities [MW]								
	Results	TTC	NTC	ATC	AAC	Reserved	Offered	Requested	Allocated	Final Rights*
<b>Hungary export</b> <b>01 - 29 February 2020</b>	0.72	800	700	351	349	0	281	2527	281	630
<b>Hungary import</b> <b>01 - 29 February 2020</b>	0.96	800	700	350	350	0	280	2330	280	630
<b>Bulgaria export</b> <b>01 - 29 February 2020</b>	0.68	800	700	451	249	0	360	2616	360	609
<b>Bulgaria import</b> <b>01 - 29 February 2020</b>	0.40	800	700	450	250	0	360	2693	360	610
<b>Serbia export</b> <b>01 - 29 February 2020</b>	0.32	800	700	450	250	-	450	951	450	700
<b>Serbia import</b> <b>01 - 29 February 2020</b>	0.52	800	700	450	250	-	450	1276	450	700
<b>Ukraine export</b> <b>01 - 29 February 2020</b>	0.37	200	100	100	-	-	100	300	100	100
<b>Ukraine import</b> <b>01 - 29 February 2020</b>	0.55	500	400	400	-	-	400	1099	400	400
<b>Moldavia export</b> <b>01 - 29 February 2020</b>	-	-	-	-	-	-	-	-	-	-
<b>Moldavia import</b> <b>01 - 29 February 2020</b>	-	-	-	-	-	-	-	-	-	-
<b>RO_Vulcanesti</b> <b>01 - 29 February 2020</b>	-	-	-	-	-	-	-	-	-	-
<b>RO_Costesti</b> <b>01 - 29 February 2020</b>	-	-	-	-	-	-	-	-	-	-
<b>RO_Cioara</b>	-	-	-	-	-	-	-	-	-	-

Note:

ATC values on Hungarian and Bulgarian borders are calculated before the reservation of capacity. Offered capacity includes reservation and returned capacity.

Requested = requested capacity that remains after automatic rejection of the offers with credit limit exceeded

Final rights = monthly allocated capacity + yearly allocated capacity after returns and withdrawals.

**Public**

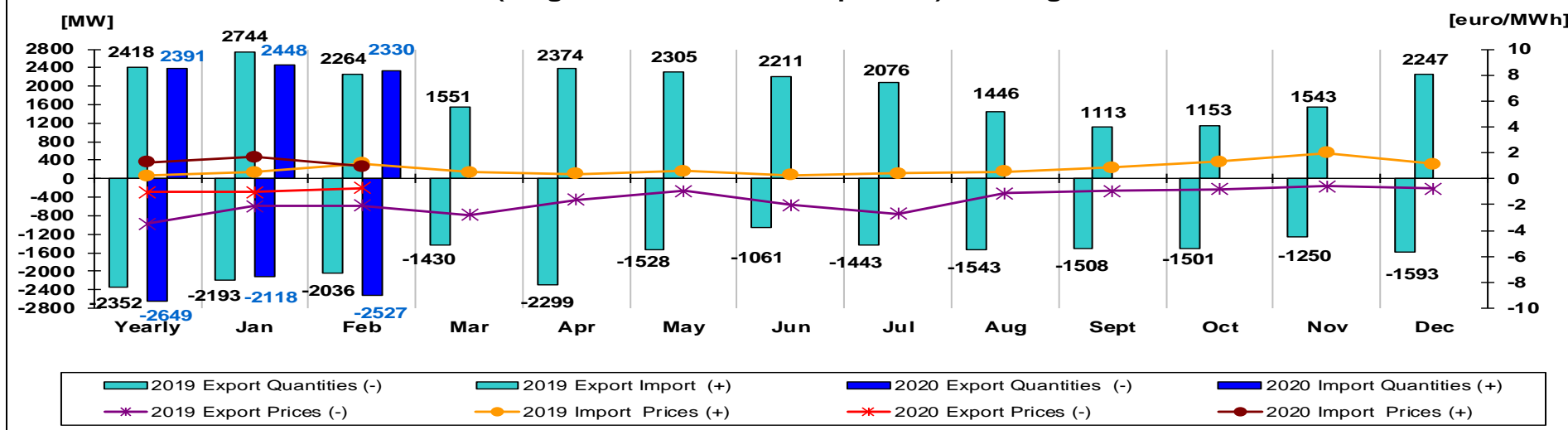
# Market for Allocation of Cross-Border Capacities



Transelectrica®

Societate Administrată în Sistem Dualist

**Weighted average of requested capacities correlated with auction clearing price (weighted with allocated capacities) on Hungarian border**



Border	Yearly	Jan. 20	Feb.20	Mar.20	Apr.20	May 20	Jun. 20	Jul. 20	Aug. 20	Sept. 20	Oct. 20	Nov.20	Dec. 20
Hungary export	1.03	1.05	0.72										
Hungary import	1.28	1.67	0.96										

Border	Yearly	Jan. 19	Feb.19	Mar.19	Apr.19	May 19	Jun. 19	Jul. 19	Aug. 19	Sept. 19	Oct. 19	Nov.19	Dec. 19
Hungary export	3.46	2.14	2.07	2.81	1.61	0.96	2.02	2.71	1.13	0.94	0.81	0.57	0.75
Hungary import	0.24	0.51	1.19	0.49	0.37	0.59	0.27	0.42	0.56	0.87	1.31	2.00	1.13

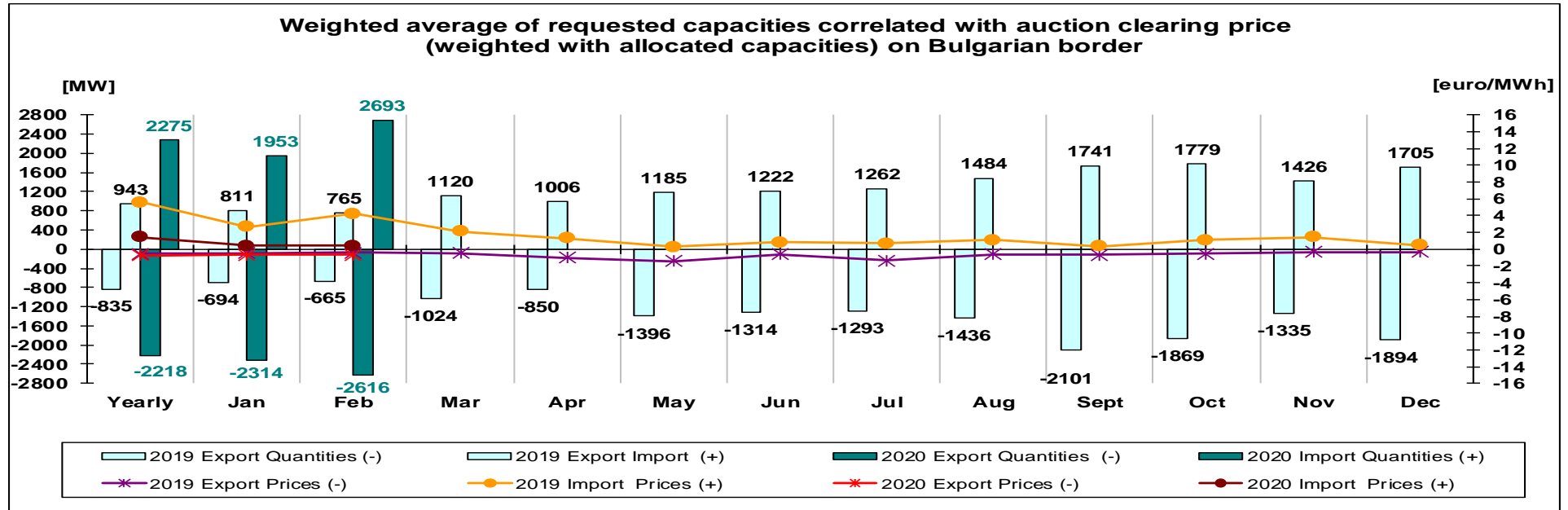
- Compared with previous year, in February 2020 the auction price significantly decreased on export direction, while offered capacity and requested capacity were higher. On import direction, monthly auction price slightly decreased compared with similar period of previous year, while offered capacity did not vary and requested capacity was higher.

# Market for Allocation of Cross-Border Capacities



Transelectrica®

Societate Administrată în Sistem Dualist



Border	Yearly	Jan. 20	Feb.20	Mar.20	Apr.20	May 20	Jun. 20	Jul. 20	Aug. 20	Sept. 20	Oct. 20	Nov.20	Dec. 20
Bulgaria export	0.77	0.71	0.68										
Bulgaria import	1.43	0.41	0.40										

Border	Yearly	Jan. 19	Feb.19	Mar.19	Apr.19	May 19	Jun. 19	Jul. 19	Aug. 19	Sept. 19	Oct. 19	Nov.19	Dec. 19
Bulgaria export	0.51	0.47	0.44	0.46	1.03	1.45	0.58	1.36	0.61	0.71	0.51	0.37	0.35
Bulgaria import	5.60	2.67	4.24	2.09	1.27	0.27	0.82	0.68	1.11	0.31	1.11	1.42	0.51

- Compared with previous year, in February 2020 the auction price slightly increased on export direction, while offered capacity and requested capacity were higher. The auction price significantly decreased on import direction, while offered capacity and requested capacity were higher.



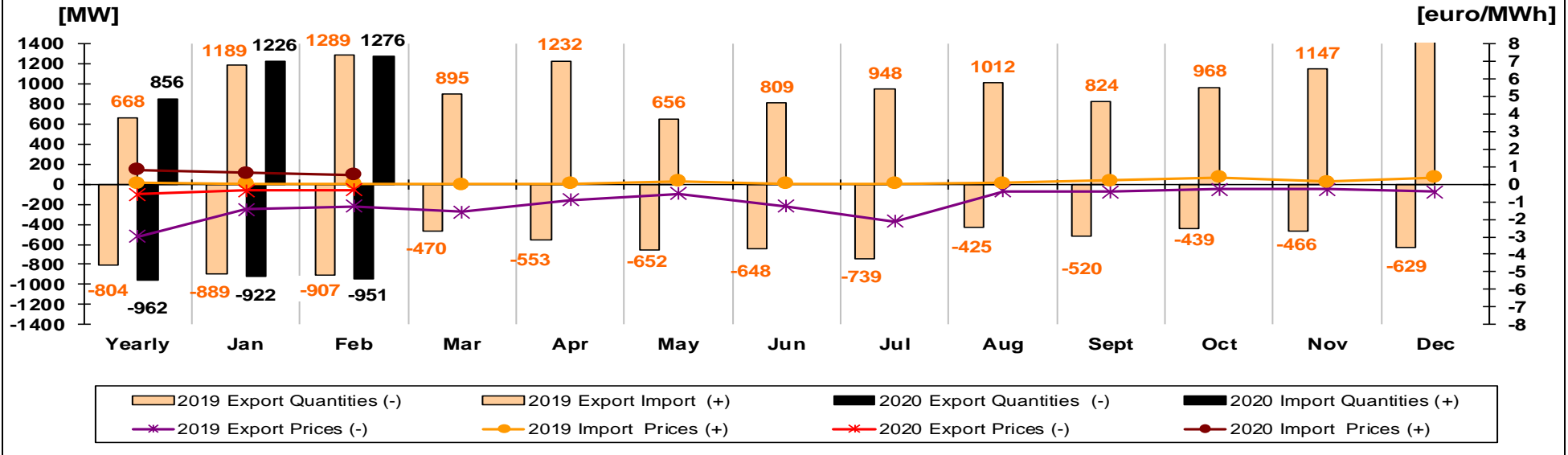


Transelectrica®

Societate Administrată în Sistem Dualist

# Market for Allocation of Cross-Border Capacities

Weighted average of requested capacities correlated with auction clearing price (weighted with allocated capacities) on Serbian border



Border	Yearly	Jan. 20	Feb.20	Mar.20	Apr.20	May 20	Jun. 20	Jul. 20	Aug. 20	Sept. 20	Oct. 20	Nov.20	Dec. 20
Serbia export	0.56	0.36	0.32										
Serbia import	0.82	0.66	0.52										

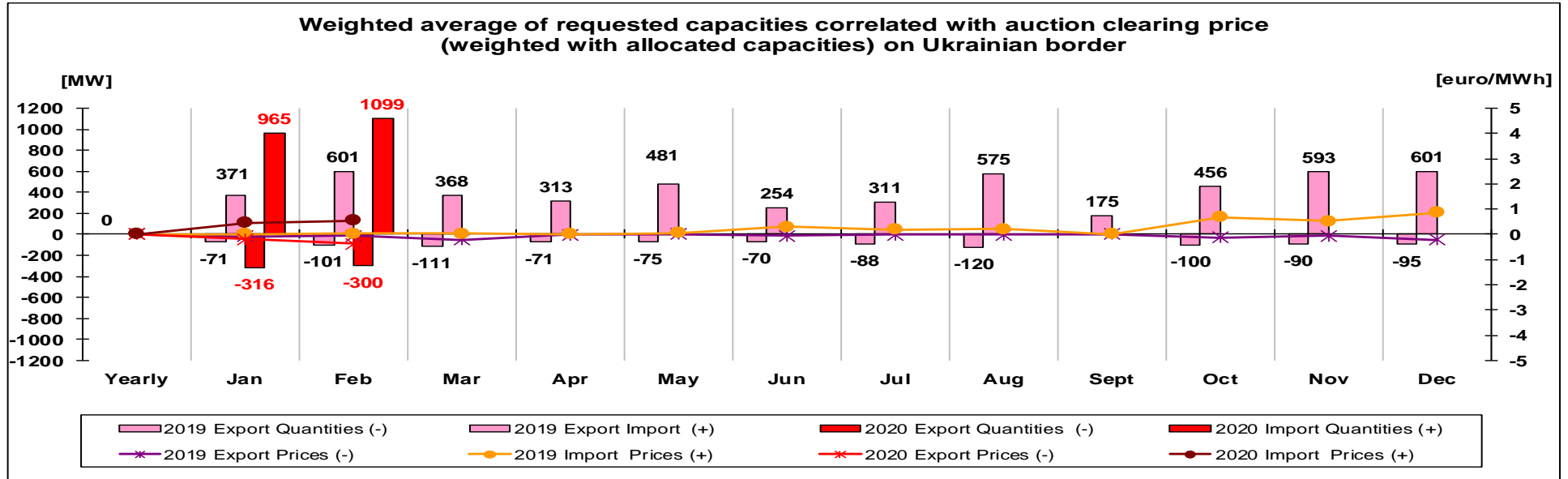
Border	Yearly	Jan. 19	Feb.19	Mar.19	Apr.19	May 19	Jun. 19	Jul. 19	Aug. 19	Sept. 19	Oct. 19	Nov.19	Dec. 19
Serbia export	2.97	1.42	1.27	1.58	0.88	0.55	1.24	2.13	0.38	0.45	0.28	0.29	0.43
Serbia import	0.07	0.03	0.03	0.01	0.03	0.16	0.04	0.03	0.06	0.21	0.39	0.13	0.41

- Compared with previous year, in February 2020 the auction price decreased on export direction, while offered capacity and requested capacity were higher. In February 2020, monthly auction price increased on import direction, while offered capacity and requested capacity were lower.

# Market for Allocation of Cross-Border Capacities



Transelectrica®  
Societate Administrată în Sistem Dualist



Border	Yearly	Jan. 20	Feb.20	Mar.20	Apr.20	May 20	Jun. 20	Jul. 20	Aug. 20	Sept. 20	Oct. 20	Nov.20	Dec. 20
Ukraine export	-	0.20	0.37										
Ukraine import	-	0.45	0.55										

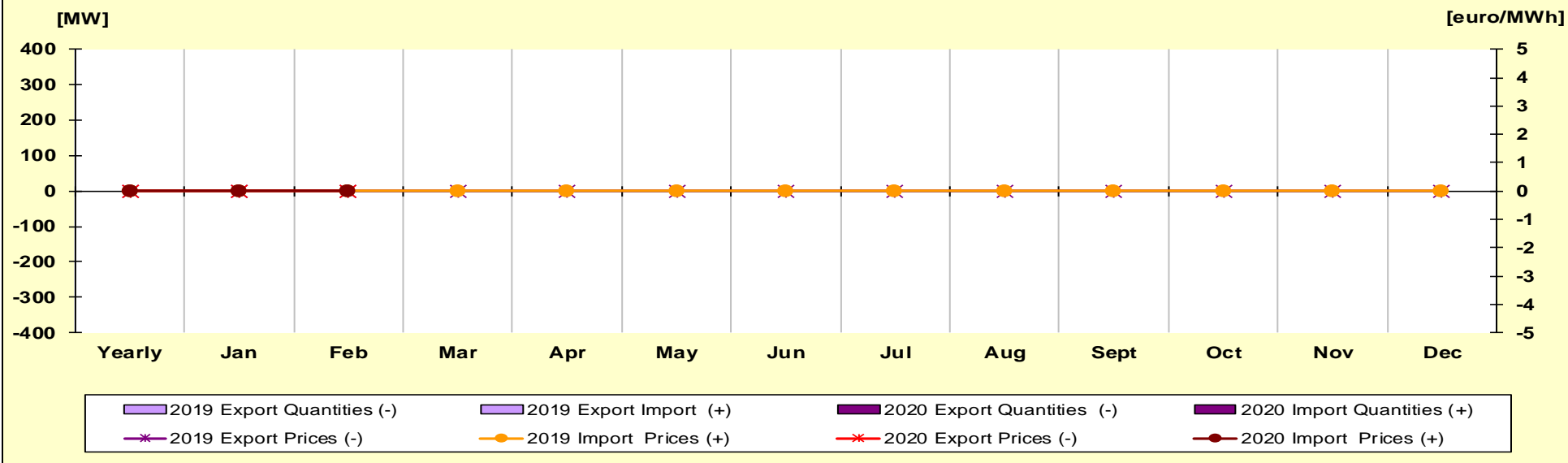
Border	Yearly	Jan. 19	Feb.19	Mar.19	Apr.19	May 19	Jun. 19	Jul. 19	Aug. 19	Sept. 19	Oct. 19	Nov.19	Dec. 19
Ukraine export	-	0.08	0.07	0.22	0.01	0.00	0.07	0.02	0.01	-	0.13	0.07	0.21
Ukraine import	-	0.00	0.04	0.02	0.00	0.06	0.29	0.18	0.21	0.01	0.68	0.527	0.85

- Compared with previous year, in February 2020 the auction price increased on import direction, while the offered capacity decreased, and requested capacity was higher. On export direction, the auction price increased, while the offered capacity and requested capacity were higher.

# Market for Allocation of Cross-Border Capacities



**Weighted average of requested capacities correlated with auction clearing price (weighted with allocated capacities) on Moldavian border**



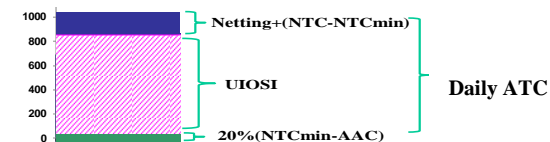
Border	Yearly	Jan. 20	Feb.20	Mar.20	Apr.20	May 20	Jun. 20	Jul. 20	Aug. 20	Sept. 20	Oct. 20	Nov.20	Dec. 20
Moldavia export	-	-	-										
Moldavia import	-	-	-										

Border	Yearly	Jan. 19	Feb.19	Mar.19	Apr.19	May 19	Jun. 19	Jul. 19	Aug. 19	Sept. 19	Oct. 19	Nov.19	Dec. 19
Moldavia export	-	-	-	-	-	-	-	-	-	-	-	-	-
Moldavia import	-	-	-	-	-	-	-	-	-	-	-	-	-

# Market for Allocation of Cross-Border Capacities

## Daily implicit Auctions on Romanian – Hungarian border

Reserved Capacity [MW] average value		Unused Capacity [MW] average value	
RO-HU	HU-RO	RO-HU	HU-RO
71	70	630	510



Hungary February 2020



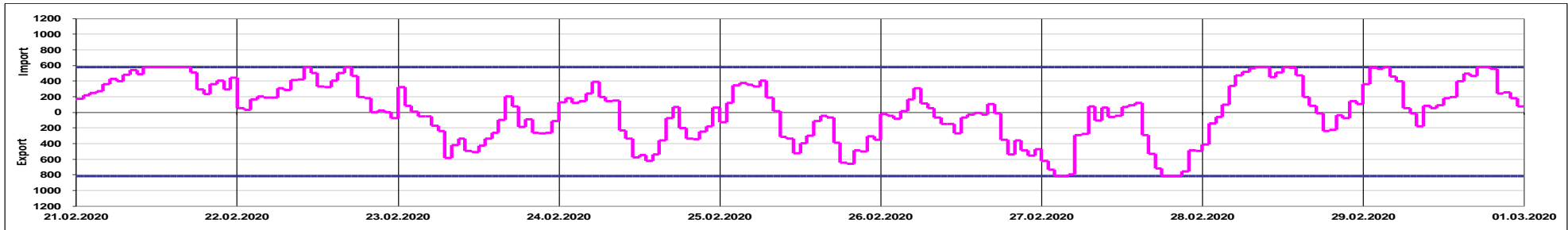
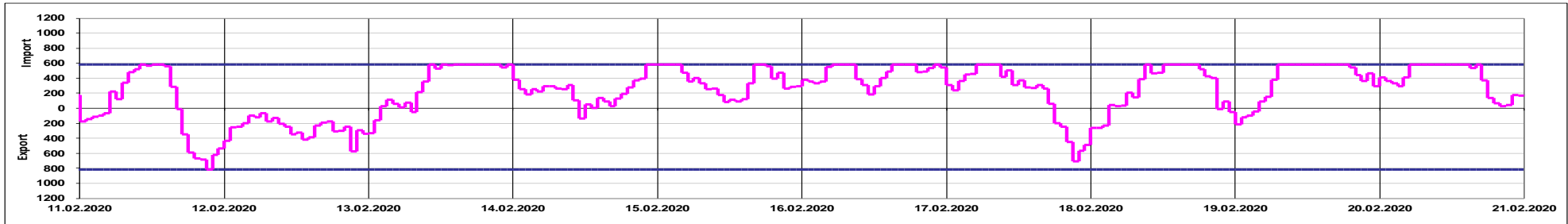
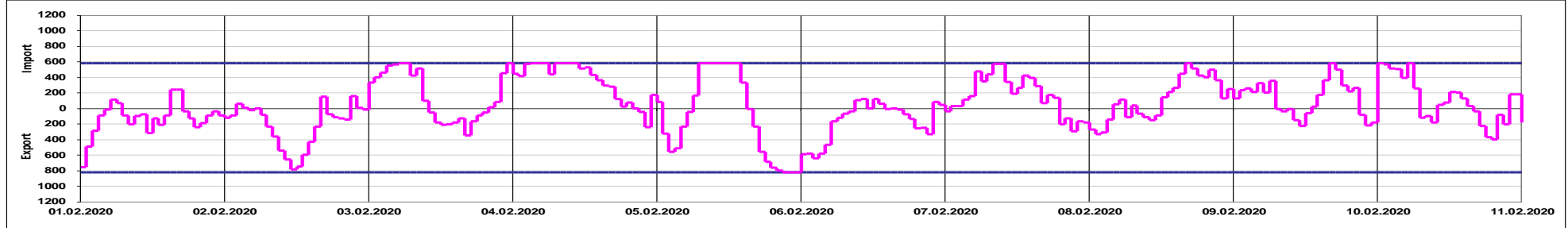


Transelectrica®  
Societate Administrată în Sistem Dualist

# Market for Allocation of Cross-Border Capacities

## Daily implicit Auctions on Romanian – Hungarian border

Hungary February 2020



Offered Capacity on Daily Auction [MW]

Net Position Border RO - HU [MWh]

Public

# Market for Allocation of Cross-Border Capacities

## Daily implicit Auctions on Romanian – Hungarian border



**Transelectrica®**  
Societate Administrată în Sistem Dualist

### DAM Prices RO [Euro/MWh]

Day	1	2	3	4	5	6	7	8	9	10	11	12	13	14	15	16	17	18	19	20	21	22	23	24	Max
1	37.00	36.34	36.21	33.73	34.05	37.92	41.04	48.13	49.11	48.13	45.11	44.00	42.20	38.99	39.41	42.52	45.09	54.00	55.46	54.55	50.51	42.92	39.45	37.04	55.46
2	36.31	29.75	23.02	16.29	15.70	16.03	26.94	32.34	32.42	34.68	35.00	35.00	34.73	33.91	33.99	35.94	43.95	50.02	54.42	52.90	55.02	45.06	38.62	31.39	55.02
3	31.39	29.30	22.59	20.04	22.87	47.62	53.38	56.09	53.79	49.00	45.03	44.00	45.00	44.60	44.97	47.27	54.42	56.25	57.87	58.18	55.98	53.60	50.78	47.64	58.18
4	34.01	32.03	30.01	30.01	31.39	31.39	54.92	51.91	56.09	54.42	49.14	51.01	54.04	48.14	47.76	44.49	43.08	43.80	43.69	42.00	37.72	31.25	33.49	29.91	56.09
5	24.53	20.19	19.43	18.16	20.36	26.17	39.03	51.90	59.79	54.41	50.01	48.13	48.01	43.94	41.70	41.55	43.94	46.99	47.02	45.44	41.51	33.34	30.03	27.38	59.79
6	29.67	27.20	25.79	24.47	25.75	30.02	41.02	47.32	48.14	45.06	43.42	41.66	39.60	39.56	39.60	41.02	45.32	49.14	50.02	48.83	47.04	45.03	42.67	38.04	50.02
7	39.04	32.77	30.02	29.31	31.27	38.99	55.11	66.04	68.87	60.92	61.99	56.95	54.95	52.01	52.06	56.42	66.78	71.50	70.10	65.84	58.35	51.91	47.16	41.24	71.50
8	37.46	33.95	32.98	29.92	31.27	35.05	38.98	42.59	44.65	42.61	37.47	35.55	34.01	33.19	34.66	38.46	46.70	55.61	61.97	60.45	52.05	47.00	44.05	38.55	61.97
9	38.55	36.25	33.37	31.50	31.47	31.48	33.07	36.06	38.18	37.21	33.45	32.95	31.31	31.02	32.06	37.93	41.56	48.28	55.76	55.18	48.07	43.51	36.27	28.44	55.76
10	35.26	26.32	16.04	12.18	14.03	31.07	39.00	44.31	46.34	45.66	43.08	42.64	41.48	39.80	38.05	39.84	43.04	48.07	47.14	45.86	42.98	39.96	37.08	31.48	48.07
11	29.49	24.86	18.94	17.07	21.50	30.61	43.23	48.39	52.09	48.07	44.98	41.35	46.36	44.98	40.96	42.93	44.65	48.28	50.00	47.76	42.60	40.13	35.12	30.96	52.09
12	31.04	27.79	23.93	22.87	25.29	34.96	49.01	58.17	63.97	58.18	50.47	44.43	43.93	39.85	43.08	50.14	56.43	66.51	69.44	64.00	57.63	51.39	45.73	41.05	69.44
13	39.54	34.90	32.32	31.45	33.89	39.93	44.61	53.68	59.00	51.23	45.45	41.41	41.30	41.01	44.57	45.92	52.30	60.17	61.01	58.29	52.00	48.01	41.94	39.00	61.01
14	36.10	33.49	29.08	28.78	30.01	36.03	41.75	48.26	51.39	48.07	44.06	41.62	39.06	37.00	37.09	38.03	41.79	45.95	48.26	47.20	44.86	40.07	41.33	37.77	51.39
15	39.25	37.36	34.16	31.48	30.20	31.67	35.76	42.00	42.02	39.25	35.25	33.47	30.05	29.26	29.51	33.17	39.25	50.16	52.81	50.59	48.06	42.00	37.11	32.95	52.81
16	38.08	33.17	30.48	29.40	30.02	34.38	37.32	39.95	38.84	36.00	34.28	33.92	32.76	29.53	30.41	39.21	51.01	56.73	58.29	54.92	50.51	44.41	39.21	36.85	58.29
17	29.35	28.01	24.88	24.89	29.09	39.21	50.11	58.29	59.24	48.01	42.49	41.98	40.78	39.95	41.81	45.27	47.32	50.93	54.30	50.11	46.35	41.93	35.94	31.45	59.24
18	31.09	27.05	23.89	24.80	27.98	34.03	41.09	46.46	50.94	46.22	43.21	44.03	46.13	45.92	48.22	55.98	52.00	59.76	58.29	54.03	48.01	42.62	37.79	34.76	59.76
19	31.00	26.55	24.16	25.71	28.09	35.18	40.32	47.96	51.94	57.01	47.96	47.96	51.94	46.08	45.87	46.12	51.94	58.22	55.06	51.03	43.98	40.61	39.16	34.06	58.22
20	34.08	29.72	26.92	26.00	27.14	35.15	45.35	57.70	62.13	57.74	57.37	55.82	54.39	50.00	44.67	44.72	43.93	46.81	53.63	51.88	46.90	44.99	40.87	38.05	62.13
21	35.81	34.07	30.20	30.97	33.08	39.39	46.94	51.89	53.98	49.96	45.35	43.94	43.94	44.78	43.94	44.78	45.83	52.60	60.05	56.04	48.02	43.57	46.63	40.01	60.05
22	40.62	37.94	34.82	34.20	34.16	36.78	38.74	41.44	41.01	40.38	37.21	33.21	32.01	30.08	29.91	32.99	39.72	44.07	50.09	49.96	50.02	43.79	38.04	36.14	50.09
23	34.98	31.06	27.01	24.03	20.82	20.82	17.48	31.31	33.65	35.88	33.00	31.01	27.86	25.95	27.07	30.82	37.06	46.56	51.64	49.28	44.94	34.84	22.90	11.21	51.64
24	18.74	15.01	12.92	12.93	16.98	26.81	39.25	45.44	45.03	40.30	36.89	37.50	36.09	35.82	35.91	40.57	47.03	55.80	65.91	64.97	54.98	47.68	41.04	37.11	65.91
25	34.66	31.01	28.11	26.36	29.15	35.04	44.06	50.97	46.28	44.50	38.96	36.96	35.95	35.83	37.99	39.85	42.90	45.60	48.65	45.99	41.64	40.96	38.16	34.90	50.97
26	29.15	24.50	23.25	22.90	24.45	30.73	40.25	43.39	45.08	41.65	39.15	38.50	36.36	37.03	38.05	40.40	41.07	43.19	46.67	44.47	41.61	36.82	33.26	29.01	46.67
27	28.14	27.36	24.02	22.88	25.15	28.03	35.11	40.97	42.75	40.14	38.00	38.06	37.67	38.61	39.52	42.04	44.41	47.72	46.83	44.57	40.97	36.80	34.49	30.02	47.72
28	30.36	28.50	26.89	25.95	26.88	31.69	41.91	47.59	55.75	48.35	41.60	39.52	37.03	34.05	33.31	37.03	40.35	46.03	55.96	54.48	48.25	44.54	41.94	37.06	55.96
29	39.14	37.03	34.95	34.95	34.95	35.01	37.16	41.07	42.47	40.20	37.06	34.95	31.99	29.38	30.56	37.02	42.98	50.50	51.59	49.68	45.90	39.48	36.84	33.86	51.59

**Average 40.52 EUR/MWh**

**Public**



Transelectrica®  
Societate Administrată în Sistem Dualist

# Market for Allocation of Cross-Border Capacities

## Daily implicit Auctions on Romanian – Hungarian border

### Congestion Prices [Euro/MWh]

Day	1	2	3	4	5	6	7	8	9	10	11	12	13	14	15	16	17	18	19	20	21	22	23	24	Max	
1	-	-	-	-	-	-	-	-	-	-	-	-	-	-	-	-	-	-	-	-	-	-	-	-	0.00	
2	-	-	-	-	-	-	-	-	-	-	-	-	-	-	-	-	-	-	-	-	-	-	-	-	0.00	
3	-	-	-	-	-	18.60	7.94	-	-	-	-	-	-	-	-	-	-	-	-	-	-	-	-	4.13	18.60	
4	-	-	-	3.84	4.91	0.41	-	7.28	9.98	9.42	6.13	-	-	-	-	-	-	-	-	-	-	-	-	-	9.98	
5	-	-	-	-	-	-	-	1.38	7.77	3.13	1.92	1.12	3.86	1.83	-	-	-	-	-	-	-	-	3.96	3.48	0.49	7.77
6	-	-	-	-	-	-	-	-	-	-	-	-	-	-	-	-	-	-	-	-	-	-	-	-	-	0.00
7	-	-	-	-	-	-	-	-	-	-	-	-	-	-	-	-	-	-	-	-	-	-	-	-	-	0.00
8	-	-	-	-	-	-	-	-	-	-	-	-	-	-	-	-	0.40	-	-	-	-	-	-	-	-	0.40
9	-	-	-	-	-	-	-	-	-	-	-	-	-	-	-	-	1.51	-	-	-	-	-	-	-	-	1.51
10	1.26	-	-	-	-	2.79	-	-	-	-	-	-	-	-	-	-	-	-	-	-	-	-	-	-	-	2.79
11	-	-	-	-	-	-	-	-	-	-	1.16	-	7.43	7.00	-	-	-	-	-	-	-	-	1.88	-	-	7.43
12	-	-	-	-	-	-	-	-	-	-	-	-	-	-	-	-	-	-	-	-	-	-	-	-	-	0.00
13	-	-	-	-	-	-	-	-	-	-	0.24	-	1.22	-	4.50	2.45	5.88	8.67	4.88	2.85	4.21	0.11	-	5.37	-	8.67
14	-	-	-	-	-	-	-	-	-	-	-	-	-	-	-	-	-	-	-	-	-	-	3.25	2.95	-	3.25
15	2.60	4.03	3.35	1.46	-	-	-	-	-	-	-	-	-	-	-	-	2.16	2.39	-	-	-	-	-	-	-	4.03
16	-	-	-	-	-	2.82	3.90	3.90	2.84	-	-	-	-	-	-	5.85	17.92	13.93	5.68	-	-	-	-	4.11	-	17.92
17	-	-	-	-	-	2.04	2.27	1.32	0.27	-	-	-	-	-	-	-	-	-	-	-	-	-	-	-	-	2.27
18	-	-	-	-	-	-	-	-	-	0.16	-	-	0.75	2.61	7.70	13.92	1.93	6.54	-	-	-	-	-	-	-	13.92
19	-	-	-	-	-	-	-	1.98	5.85	13.86	8.57	8.85	13.44	5.08	5.15	5.12	9.94	11.38	0.88	-	-	-	-	-	-	13.86
20	-	-	-	-	-	2.43	0.40	8.71	14.54	12.49	17.45	17.68	9.38	4.91	2.58	-	2.91	-	-	-	-	-	-	-	-	17.68
21	-	-	-	-	-	-	-	-	-	-	0.03	0.65	1.88	2.73	1.85	1.71	0.63	-	-	-	-	-	-	-	-	2.73
22	-	-	-	-	-	-	-	-	-	-	0.18	-	-	-	-	-	2.83	-	-	-	-	-	-	-	-	2.83
23	-	-	-	-	-	-	-	-	-	-	-	-	-	-	-	-	-	-	-	-	-	-	-	-	-	-
24	-	-	-	-	-	-	-	-	-	-	-	-	-	-	-	-	-	-	-	-	-	-	-	-	-	0.00
25	-	-	-	-	-	-	-	-	-	-	-	-	-	-	-	-	-	-	-	-	-	-	-	-	-	0.00
26	-	-	-	-	-	-	-	-	-	-	-	-	-	-	-	-	-	-	-	-	-	-	-	-	-	0.00
27	-	-	1.46	1.73	-	-	-	-	-	-	-	-	-	-	-	-	-	-	3.34	3.43	0.30	-	-	-	-	3.43
28	-	-	-	-	-	-	-	6.01	4.46	-	-	-	0.84	-	-	-	-	-	-	-	-	-	-	-	-	6.01
29	-	-	-	0.89	-	-	-	-	-	-	-	-	-	-	-	-	-	3.28	1.51	-	-	-	-	-	-	3.28

Average **4.65 EUR/MWh**

Public

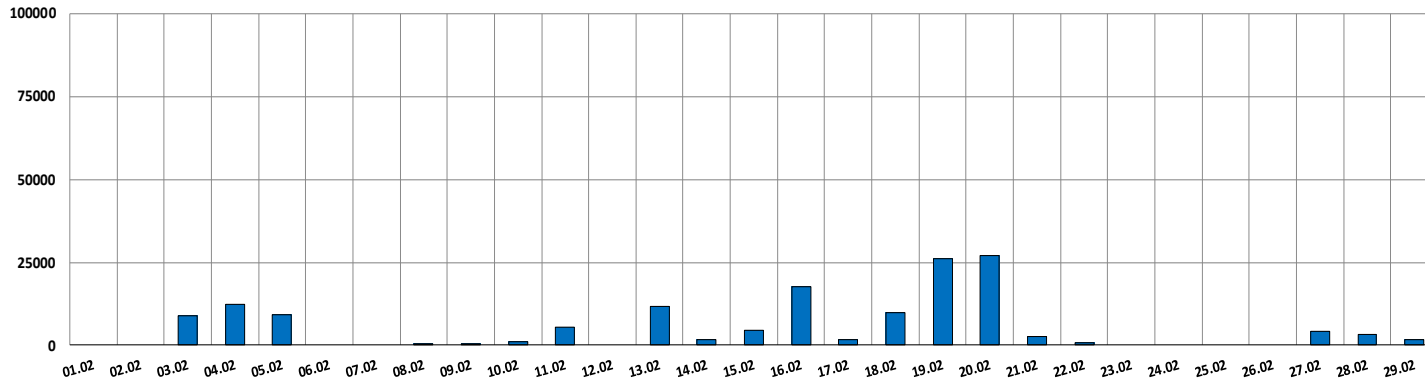


**Transelectrica®**  
Societate Administrată în Sistem Dualist

# Market for Allocation of Cross-Border Capacities

## Daily implicit Auctions on Romanian – Hungarian border

Congestion Income RO



Day	Congestion Income border RO-HU [Euro]	Congestion Income RO [Euro]
01.02	0	0
02.02	0	0
03.02	17789	8894
04.02	24343	12171
05.02	18688	9344
06.02	0	0
07.02	0	0
08.02	232	116
09.02	876	438
10.02	2349	1175
11.02	10584	5292
12.02	0	0
13.02	23420	11710
14.02	3596	1798
15.02	9274	4637
16.02	35351	17676
17.02	3422	1711
18.02	19494	9747
19.02	52258	26129
20.02	54218	27109
21.02	5498	2749
22.02	1746	873
23.02	0	0
24.02	0	0
25.02	0	0
26.02	0	0
27.02	8413	4207
28.02	6560	3280
29.02	3294	1647
<b>Total</b>	<b>301406</b>	<b>150703</b>

Daily Income [Euro]		Remuneration UIOSI [Euro]	
RO-HU	HU-RO	RO-HU	HU-RO
16457	284948	12644	250558
<b>301406</b>		<b>263202</b>	

TSO Income (Z-R) [Euro]	RO TSO Income (Z-R) [Euro]
<b>38204</b>	<b>19102</b>



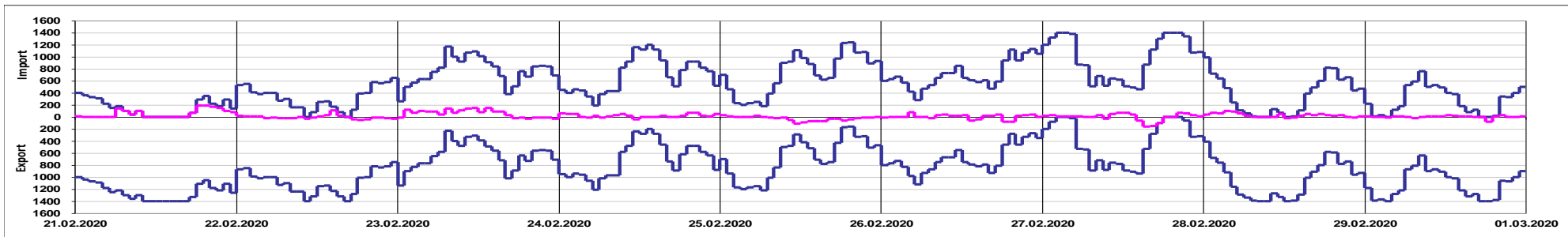
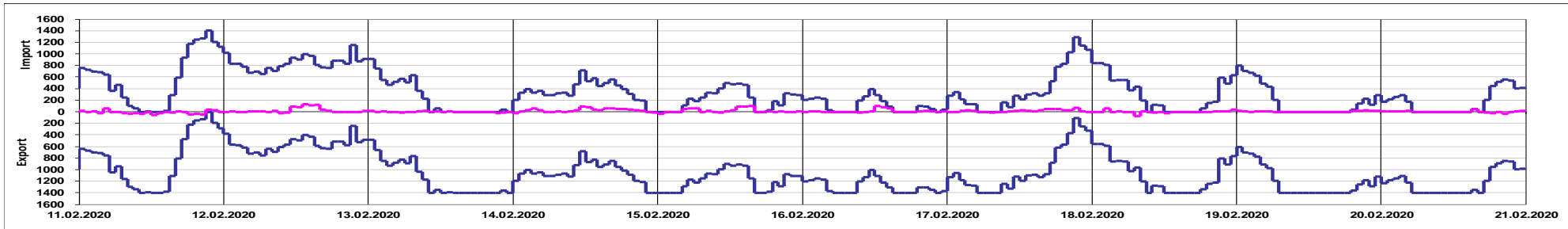
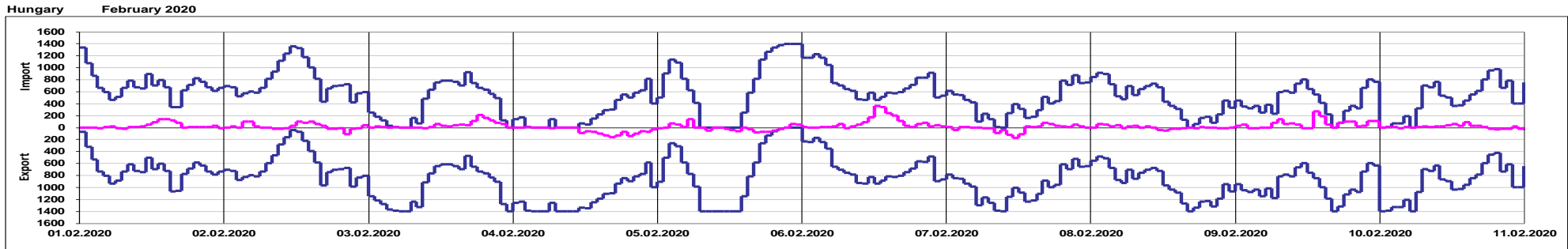


Transelectrica®

Societate Administrată în Sistem Dualist

# Market for Allocation of Cross-Border Capacities

## Implicit Intraday Auctions on Romanian – Hungarian border



Offered Capacity on Intraday Auction [MW]

Net Position border RO - HU [MWh]

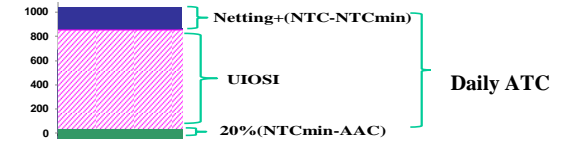


**Transelectrica®**  
Societate Administrată în Sistem Dualist

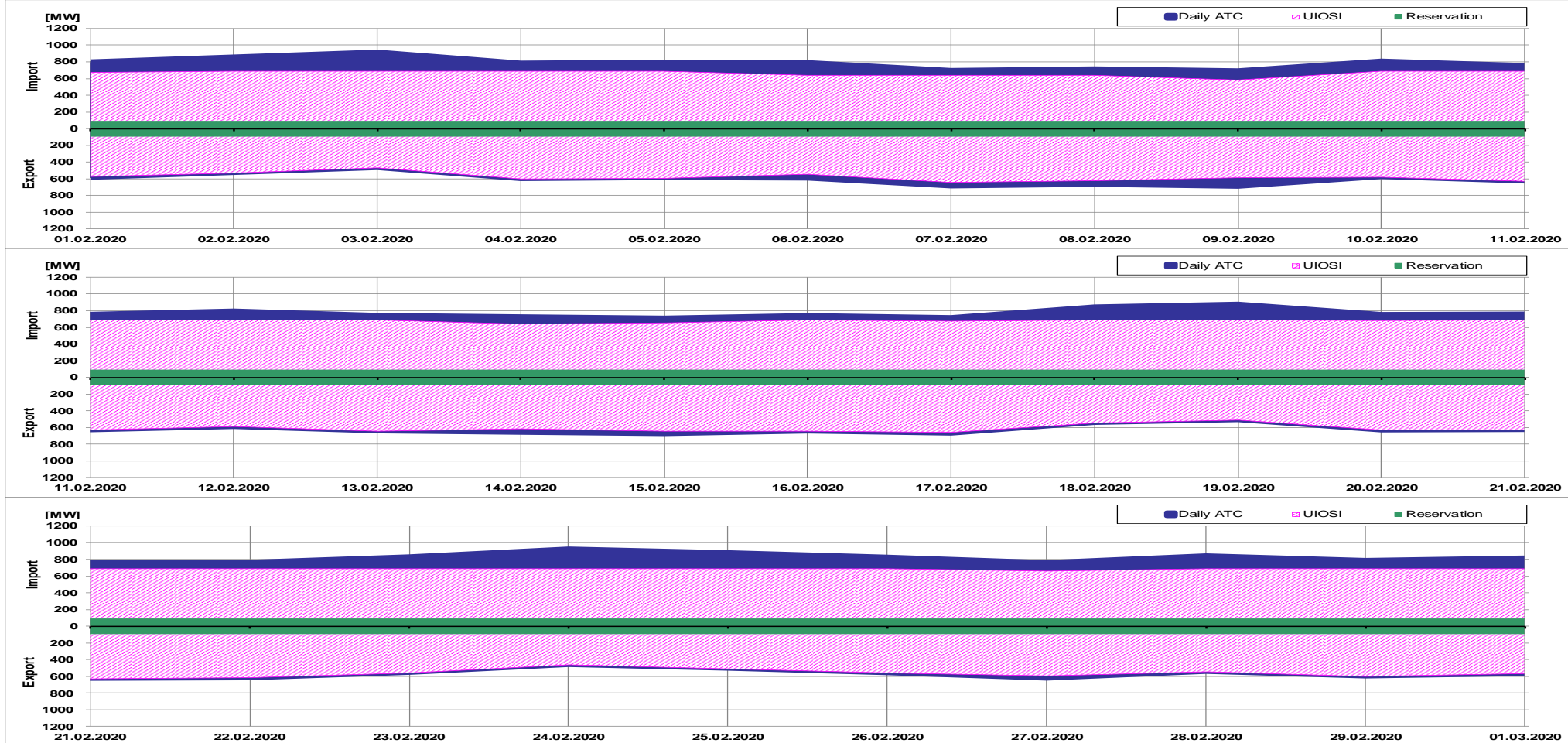
# Market for Allocation of Cross-Border Capacities

## Daily Auctions on Romanian – Bulgarian border

Reserved Capacity [MW] average value		Unused Capacity [MW] average value	
RO-BG	BG-RO	RO-BG	BG-RO
91	90	505	590



Bulgaria February 2020



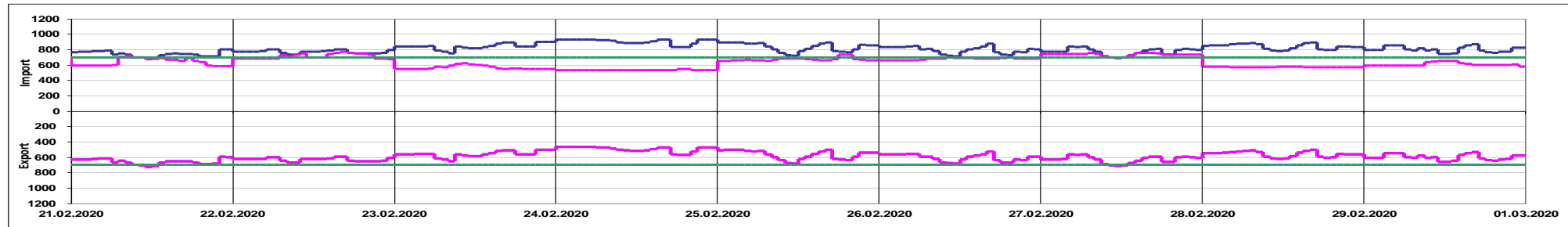
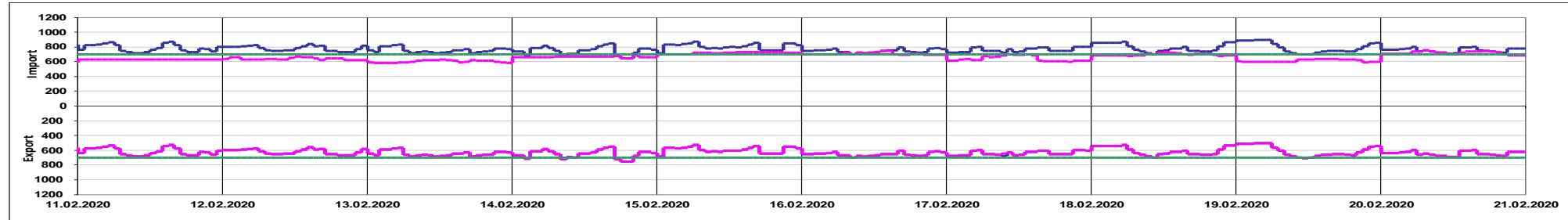
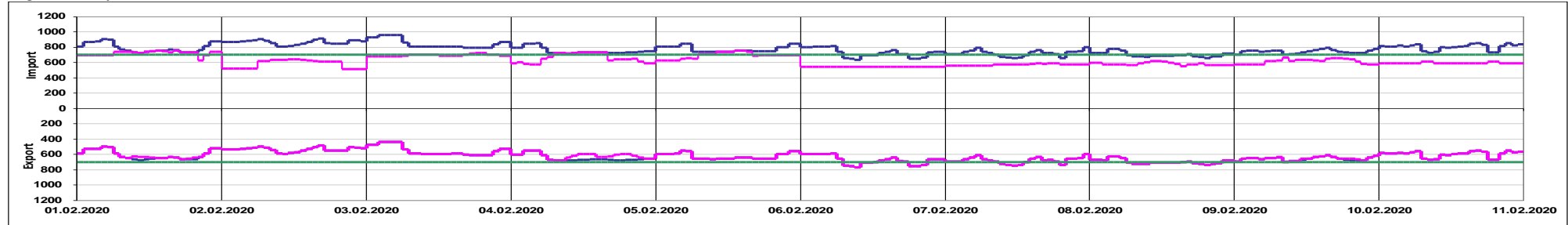


Transelectrica®  
Societate Administrată în Sistem Dualist

# Market for Allocation of Cross-Border Capacities

## Daily Auctions on Romanian – Bulgarian border

Bulgaria February 2020



Offered Capacity on Daily Auction Import (+) / Export (-) [MW]

Allocated Capacity on Daily Auction Import (+) / Export (-) [MW]

Net Transfer Capacity (NTC) Import (+) / Export (-) [MW]

# Market for Allocation of Cross-Border Capacities

## Daily Auctions on Romanian – Bulgarian border



### Auction Price [Euro/MWh] – Export

Day	1	2	3	4	5	6	7	8	9	10	11	12	13	14	15	16	17	18	19	20	21	22	23	24	Max
1	0.05	0.11	0.48	0.48	0.88	0.88	0.07	0.01	0.01	0.00	0.00	0.00	0.00	0.01	0.01	0.01	0.01	0.00	0.00	0.00	0.01	0.15	0.88	1.15	1.15
2	1.00	1.00	1.00	1.00	1.13	1.13	1.13	0.97	0.27	0.25	0.25	0.27	0.27	0.80	0.88	0.55	0.80	0.16	0.16	0.16	0.55	1.13	1.13	1.13	1.13
3	0.84	0.84	0.95	0.95	0.95	1.06	0.60	0.33	0.33	0.33	0.22	0.21	0.22	0.32	0.32	0.32	0.32	0.21	0.15	0.18	0.18	0.33	0.45	0.45	1.06
4	0.08	0.08	0.16	0.16	0.16	0.05	0.03	0.03	0.03	0.00	0.00	0.00	0.00	0.00	0.00	0.00	0.00	0.00	0.00	0.00	0.00	0.00	0.03	0.06	0.16
5	0.06	0.06	0.06	0.06	0.48	0.48	0.01	0.05	0.05	0.03	0.03	0.03	0.03	0.10	0.10	0.10	0.09	0.03	0.01	0.01	0.05	0.15	0.48	0.48	0.48
6	0.35	0.35	0.35	0.36	0.36	0.48	0.35	0.05	0.05	0.03	0.39	0.43	0.43	0.48	0.48	0.48	0.14	0.07	0.05	0.02	0.02	0.33	0.33	0.33	0.48
7	0.09	0.25	0.25	0.36	0.61	0.66	0.31	0.07	0.07	0.05	0.05	0.25	0.25	0.66	0.88	0.66	0.25	0.07	0.07	0.05	0.31	0.66	0.77	0.88	0.88
8	0.07	0.11	0.12	0.28	0.18	0.36	0.12	0.01	0.01	0.01	0.01	0.01	0.02	0.01	0.02	0.02	0.02	0.01	0.01	0.01	0.01	0.01	0.01	0.06	0.36
9	0.04	0.05	0.07	0.07	0.05	0.05	0.04	0.00	0.00	0.04	0.01	0.00	0.13	0.14	0.15	0.15	0.14	0.00	0.00	0.00	0.00	0.01	0.15	0.27	0.27
10	0.33	0.33	0.33	0.33	0.33	0.68	0.33	0.05	0.03	0.05	0.16	0.16	0.16	0.19	0.19	0.33	0.33	0.06	0.03	0.03	0.19	0.33	0.33	0.33	0.68
11	0.11	0.15	0.15	0.15	0.15	0.51	0.26	0.05	0.04	0.01	0.05	0.05	0.11	0.15	0.15	0.26	0.15	0.01	0.01	0.01	0.11	0.15	0.15	0.15	0.51
12	0.33	0.33	0.33	0.33	0.33	0.33	0.33	0.05	0.07	0.13	0.18	0.14	0.33	0.33	0.36	0.36	0.14	0.03	0.02	0.02	0.03	0.03	0.18	0.33	0.36
13	0.26	0.13	0.33	0.33	0.36	0.66	0.16	0.13	0.02	0.10	0.02	0.03	0.13	0.16	0.13	0.11	0.06	0.05	0.05	0.05	0.11	0.26	0.26	0.33	0.66
14	0.26	0.32	0.16	0.33	0.44	0.56	0.55	0.16	0.05	0.12	0.32	0.32	0.32	0.33	0.40	0.56	0.33	0.05	0.02	0.02	0.05	0.12	0.32	0.21	0.56
15	0.08	0.23	0.23	0.23	0.23	0.23	0.33	0.16	0.08	0.13	0.08	0.13	0.16	0.16	0.23	0.23	0.36	0.05	0.05	0.05	0.06	0.36	0.26	0.23	0.36
16	0.08	0.05	0.08	0.08	0.12	0.20	0.02	0.02	0.01	0.02	0.02	0.02	0.05	0.08	0.12	0.13	0.33	0.12	0.08	0.08	0.08	0.12	0.33	0.26	0.33
17	0.01	0.01	0.01	0.05	0.11	0.33	0.04	0.02	0.01	0.00	0.04	0.02	0.02	0.05	0.05	0.10	0.05	0.02	0.02	0.04	0.05	0.43	0.43	0.43	0.43
18	0.55	0.55	0.55	0.55	0.69	0.76	0.55	0.25	0.12	0.05	0.12	0.25	0.36	0.38	0.39	0.50	0.16	0.15	0.12	0.12	0.25	0.36	0.55	0.50	0.76
19	0.50	0.50	0.50	0.50	0.50	0.50	0.16	0.15	0.11	0.05	0.05	0.05	0.05	0.07	0.07	0.12	0.05	0.05	0.02	0.05	0.05	0.12	0.36	0.36	0.50
20	0.33	0.33	0.33	0.33	0.42	0.44	0.44	0.31	0.22	0.16	0.22	0.22	0.33	0.44	0.44	0.44	0.22	0.13	0.07	0.11	0.22	0.36	0.36	0.36	0.44
21	0.10	0.11	0.11	0.11	0.36	0.42	0.03	0.03	0.02	0.01	0.01	0.01	0.01	0.05	0.05	0.11	0.02	0.02	0.02	0.03	0.25	0.42	1.00	1.00	1.00
22	0.69	0.69	0.69	0.69	0.69	0.69	0.43	0.04	0.02	0.05	0.15	0.11	0.14	0.16	0.17	0.35	0.36	0.08	0.03	0.05	0.05	0.15	0.09	0.36	0.69
23	0.17	0.17	0.17	0.22	0.31	0.31	0.11	0.11	0.15	0.31	0.31	0.31	0.31	0.40	0.44	0.54	0.77	0.77	0.44	0.44	0.44	0.78	0.78	0.77	0.78
24	1.00	1.00	1.00	1.00	1.24	1.76	1.00	1.24	1.00	0.51	0.44	0.44	0.44	0.44	0.44	0.51	0.85	0.33	0.33	0.23	0.44	0.85	0.69	0.44	1.76
25	0.37	0.37	0.37	0.37	0.37	0.37	0.37	0.23	0.18	0.13	0.01	0.05	0.22	0.23	0.31	0.33	0.37	0.08	0.08	0.08	0.18	0.33	0.31	0.31	0.37
26	0.21	0.21	0.21	0.21	0.21	0.21	0.12	0.11	0.09	0.05	0.04	0.04	0.11	0.12	0.16	0.21	0.21	0.06	0.05	0.04	0.11	0.11	0.12	0.12	0.21
27	0.08	0.08	0.08	0.08	0.16	0.16	0.31	0.25	0.23	0.12	0.05	0.05	0.05	0.05	0.12	0.23	0.30	0.23	0.09	0.09	0.30	0.30	0.30	0.30	0.31
28	0.12	0.12	0.12	0.12	0.16	0.23	0.23	0.11	0.11	0.12	0.11	0.06	0.09	0.11	0.22	0.23	0.25	0.04	0.04	0.01	0.16	0.31	0.31	0.25	0.31
29	0.12	0.11	0.11	0.23	0.33	0.33	0.25	0.23	0.31	0.23	0.23	0.12	0.12	0.16	0.31	0.56	0.56	0.33	0.31	0.25	0.31	0.31	0.44	0.44	0.56

Bulgaria

February 2020



Transelectrica®  
Societate Administrată în Sistem Dualist

# Market for Allocation of Cross-Border Capacities

## Daily Auctions on Romanian – Bulgarian border

### Auction Price [Euro/MWh] – Import

Day	1	2	3	4	5	6	7	8	9	10	11	12	13	14	15	16	17	18	19	20	21	22	23	24	Max	
1	0.00	0.00	0.00	0.00	0.00	0.00	0.00	0.00	0.00	0.01	0.01	0.01	0.01	0.00	0.00	0.00	0.00	0.01	0.01	0.01	0.00	0.00	0.00	0.00	0.00	0.01
2	0.00	0.00	0.00	0.00	0.00	0.00	0.00	0.00	0.00	0.00	0.00	0.00	0.00	0.00	0.00	0.00	0.00	0.00	0.00	0.00	0.00	0.00	0.00	0.00	0.00	0.00
3	0.00	0.00	0.00	0.00	0.00	0.00	0.00	0.00	0.00	0.00	0.00	0.00	0.00	0.00	0.00	0.00	0.00	0.00	0.00	0.00	0.00	0.00	0.00	0.00	0.00	0.00
4	0.00	0.00	0.00	0.00	0.00	0.00	0.00	0.02	0.02	0.02	0.01	0.01	0.01	0.01	0.01	0.01	0.00	0.00	0.00	0.00	0.00	0.00	0.00	0.00	0.00	0.02
5	0.00	0.00	0.00	0.00	0.00	0.00	0.00	0.00	0.00	0.00	0.00	0.00	0.02	0.02	0.02	0.00	0.00	0.00	0.00	0.00	0.00	0.00	0.00	0.00	0.00	0.02
6	0.00	0.00	0.00	0.00	0.00	0.00	0.00	0.00	0.00	0.00	0.00	0.00	0.00	0.00	0.00	0.00	0.00	0.00	0.00	0.00	0.00	0.00	0.00	0.00	0.00	0.00
7	0.00	0.00	0.00	0.00	0.00	0.00	0.00	0.00	0.00	0.00	0.00	0.00	0.00	0.00	0.00	0.00	0.00	0.00	0.00	0.00	0.00	0.00	0.00	0.00	0.00	0.00
8	0.00	0.00	0.00	0.00	0.00	0.00	0.00	0.00	0.00	0.00	0.00	0.00	0.00	0.00	0.00	0.00	0.00	0.00	0.00	0.00	0.00	0.00	0.00	0.00	0.00	0.00
9	0.00	0.00	0.00	0.00	0.00	0.00	0.00	0.00	0.00	0.00	0.00	0.00	0.00	0.00	0.00	0.00	0.00	0.00	0.00	0.00	0.00	0.00	0.00	0.00	0.00	0.00
10	0.00	0.00	0.00	0.00	0.00	0.00	0.00	0.00	0.00	0.00	0.00	0.00	0.00	0.00	0.00	0.00	0.00	0.00	0.00	0.00	0.00	0.00	0.00	0.00	0.00	0.00
11	0.00	0.00	0.00	0.00	0.00	0.00	0.00	0.00	0.00	0.00	0.00	0.00	0.00	0.00	0.00	0.00	0.00	0.00	0.00	0.00	0.00	0.00	0.00	0.00	0.00	0.00
12	0.00	0.00	0.00	0.00	0.00	0.00	0.00	0.00	0.00	0.00	0.00	0.00	0.00	0.00	0.00	0.00	0.00	0.00	0.00	0.00	0.00	0.00	0.00	0.00	0.00	0.00
13	0.00	0.00	0.00	0.00	0.00	0.00	0.00	0.00	0.00	0.00	0.00	0.00	0.00	0.00	0.00	0.00	0.00	0.00	0.00	0.00	0.00	0.00	0.00	0.00	0.00	0.00
14	0.00	0.00	0.00	0.00	0.00	0.00	0.00	0.00	0.00	0.00	0.00	0.00	0.00	0.00	0.00	0.00	0.00	0.00	0.01	0.01	0.01	0.00	0.00	0.00	0.00	0.01
15	0.00	0.00	0.00	0.00	0.00	0.00	0.00	0.00	0.00	0.00	0.00	0.00	0.00	0.00	0.00	0.00	0.00	0.00	0.00	0.00	0.00	0.00	0.00	0.00	0.00	0.00
16	0.00	0.00	0.00	0.00	0.00	0.00	0.00	0.00	0.00	0.01	0.01	0.01	0.01	0.01	0.01	0.00	0.00	0.00	0.00	0.00	0.00	0.00	0.00	0.00	0.00	0.01
17	0.00	0.00	0.00	0.00	0.00	0.00	0.00	0.00	0.00	0.00	0.00	0.00	0.00	0.00	0.00	0.00	0.00	0.00	0.00	0.00	0.00	0.00	0.00	0.00	0.00	0.00
18	0.00	0.00	0.00	0.00	0.00	0.00	0.00	0.00	0.00	0.00	0.01	0.00	0.00	0.00	0.00	0.00	0.00	0.00	0.00	0.00	0.00	0.00	0.00	0.00	0.00	0.01
19	0.00	0.00	0.00	0.00	0.00	0.00	0.00	0.00	0.00	0.00	0.00	0.00	0.00	0.00	0.00	0.00	0.00	0.00	0.00	0.00	0.00	0.00	0.00	0.00	0.00	0.00
20	0.00	0.00	0.00	0.00	0.00	0.00	0.00	0.01	0.01	0.01	0.01	0.01	0.00	0.00	0.00	0.00	0.00	0.00	0.01	0.01	0.01	0.00	0.00	0.00	0.00	0.01
21	0.00	0.00	0.00	0.00	0.00	0.00	0.00	0.00	0.00	0.01	0.01	0.01	0.01	0.00	0.00	0.00	0.00	0.00	0.00	0.00	0.00	0.00	0.00	0.00	0.00	0.01
22	0.00	0.00	0.00	0.00	0.00	0.00	0.00	0.00	0.00	0.01	0.00	0.00	0.00	0.00	0.00	0.00	0.00	0.00	0.01	0.01	0.01	0.00	0.00	0.00	0.00	0.01
23	0.00	0.00	0.00	0.00	0.00	0.00	0.00	0.00	0.00	0.00	0.00	0.00	0.00	0.00	0.00	0.00	0.00	0.00	0.00	0.00	0.00	0.00	0.00	0.00	0.00	0.00
24	0.00	0.00	0.00	0.00	0.00	0.00	0.00	0.00	0.00	0.00	0.00	0.00	0.00	0.00	0.00	0.00	0.00	0.00	0.00	0.00	0.00	0.00	0.00	0.00	0.00	0.00
25	0.00	0.00	0.00	0.00	0.00	0.00	0.00	0.00	0.00	0.00	0.00	0.00	0.00	0.00	0.00	0.00	0.00	0.00	0.00	0.00	0.00	0.00	0.00	0.00	0.00	0.00
26	0.00	0.00	0.00	0.00	0.00	0.00	0.00	0.00	0.00	0.00	0.00	0.00	0.00	0.00	0.00	0.00	0.00	0.00	0.00	0.00	0.00	0.00	0.00	0.00	0.00	0.00
27	0.00	0.00	0.00	0.00	0.00	0.00	0.00	0.00	0.00	0.01	0.01	0.01	0.01	0.01	0.00	0.00	0.00	0.00	0.00	0.01	0.01	0.00	0.00	0.00	0.00	0.01
28	0.00	0.00	0.00	0.00	0.00	0.00	0.00	0.00	0.00	0.00	0.00	0.00	0.00	0.00	0.00	0.00	0.00	0.00	0.00	0.00	0.00	0.00	0.00	0.00	0.00	0.00
29	0.00	0.00	0.00	0.00	0.00	0.00	0.00	0.00	0.00	0.00	0.00	0.00	0.00	0.00	0.00	0.00	0.00	0.00	0.00	0.00	0.00	0.00	0.00	0.00	0.00	0.00

Bulgaria February 2020

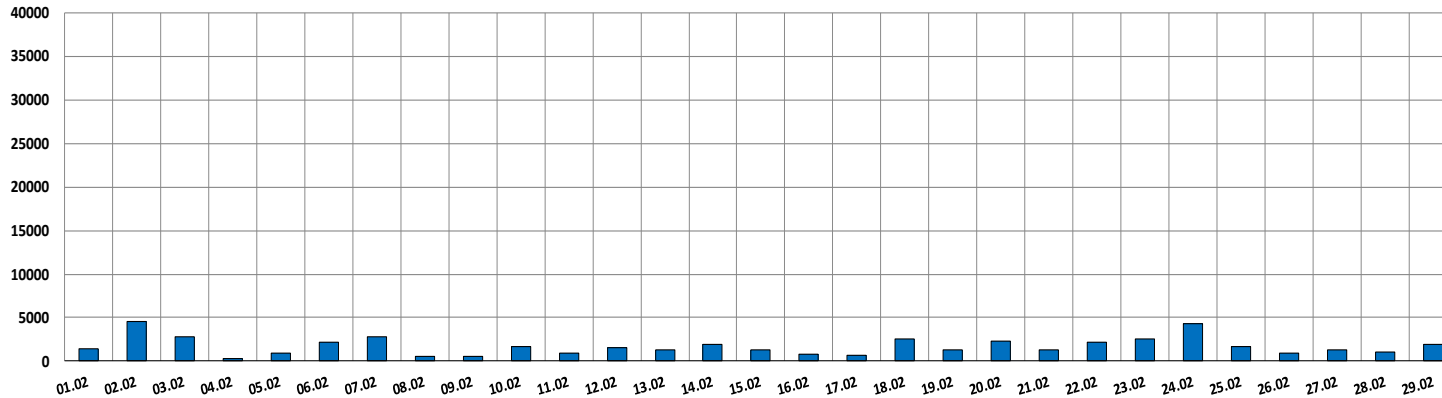


**Transelectrica®**  
Societate Administrată în Sistem Dualist

# Market for Allocation of Cross-Border Capacities

## Daily Allocation on Romanian – Bulgarian border

Congestion Income RO



Day	Congestion Income border RO-BG [Euro]	Congestion Income RO [Euro]
01.02	2760	1380
02.02	8993	4496
03.02	5670	2835
04.02	599	299
05.02	1811	905
06.02	4366	2183
07.02	5618	2809
08.02	1019	509
09.02	997	498
10.02	3252	1626
11.02	1809	904
12.02	3024	1512
13.02	2628	1314
14.02	3969	1985
15.02	2494	1247
16.02	1636	818
17.02	1425	712
18.02	5137	2568
19.02	2697	1349
20.02	4658	2329
21.02	2708	1354
22.02	4317	2158
23.02	5143	2571
24.02	8507	4254
25.02	3262	1631
26.02	1830	915
27.02	2493	1247
28.02	1994	997
29.02	3935	1968
<b>Total</b>	<b>98748</b>	<b>49374</b>

Daily Income [Euro]		Remuneration UIOSI [Euro]	
RO-BG	BG-RO	RO-BG	BG-RO
98328	420	80244	336
<b>98748</b>		<b>80580</b>	

TSO Income (Z-R) [Euro]	RO TSO Income (Z-R) [Euro]
<b>18169</b>	<b>9084</b>

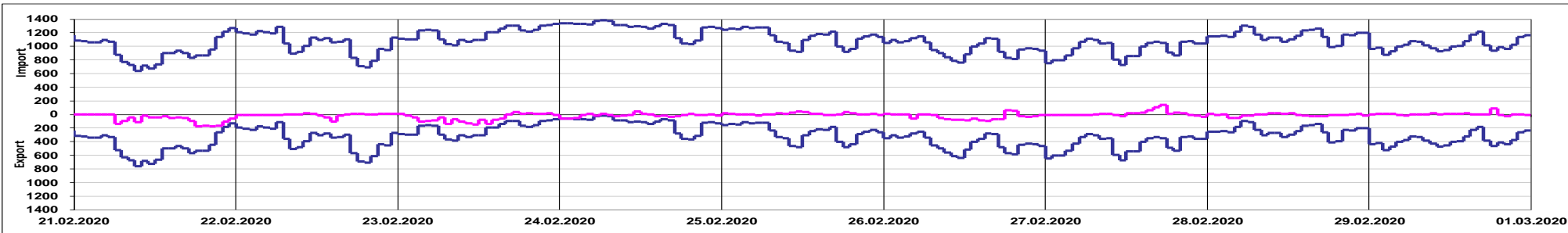
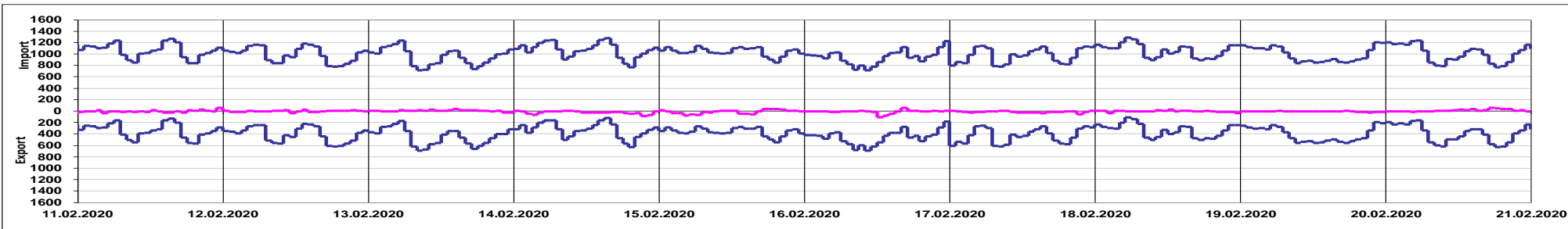
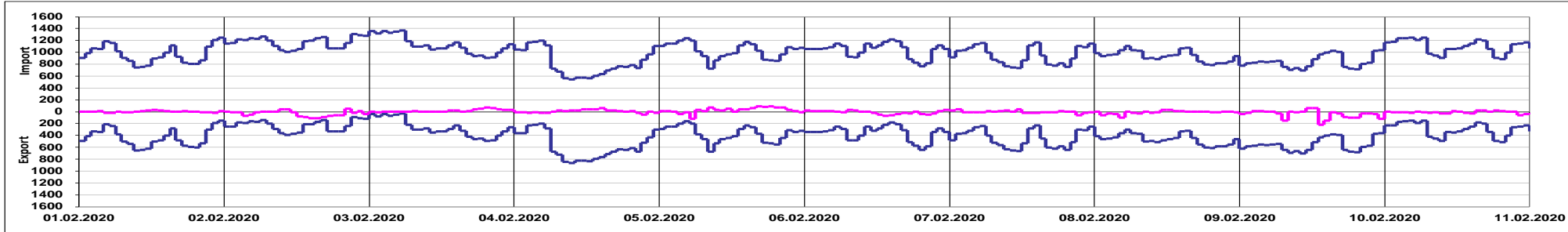


Transelectrica®  
Societate Administrată în Sistem Dualist

# Market for Allocation of Cross-Border Capacities

## Implicit Intraday Auctions on Romanian – Bulgarian border

Bulgaria February 2020



Offered Capacity on Intraday Auction [MW]

Net Position border RO - BG [MWh]

Public

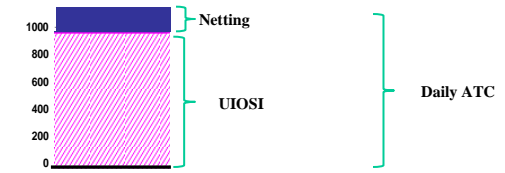


**Transelectrica®**  
Societate Administrată în Sistem Dualist

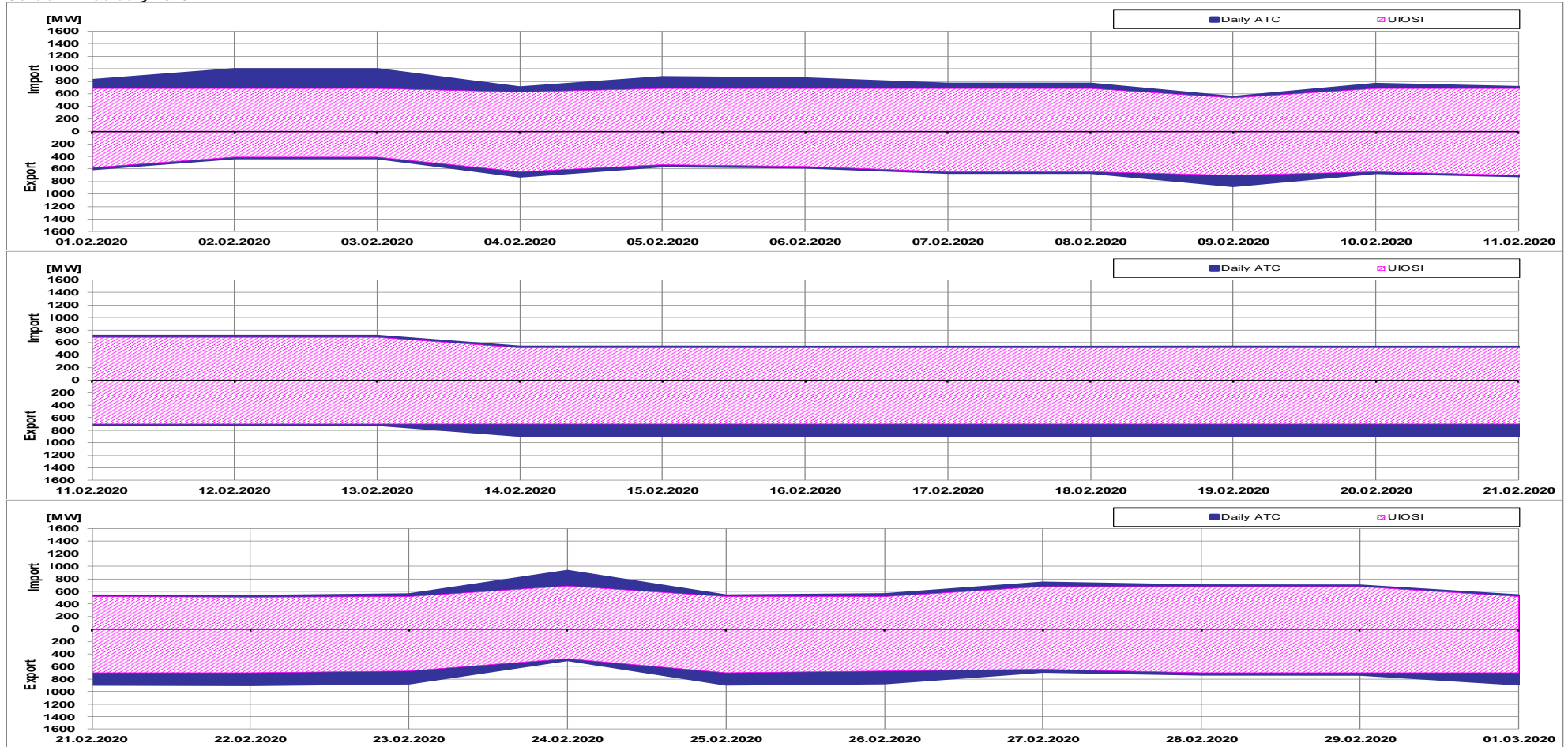
# Market for Allocation of Cross-Border Capacities

## Daily Auctions on Romanian – Serbian border

Unused Capacity [MW] average value	
RO-RS	RS-RO
651	588



Serbia February 2020





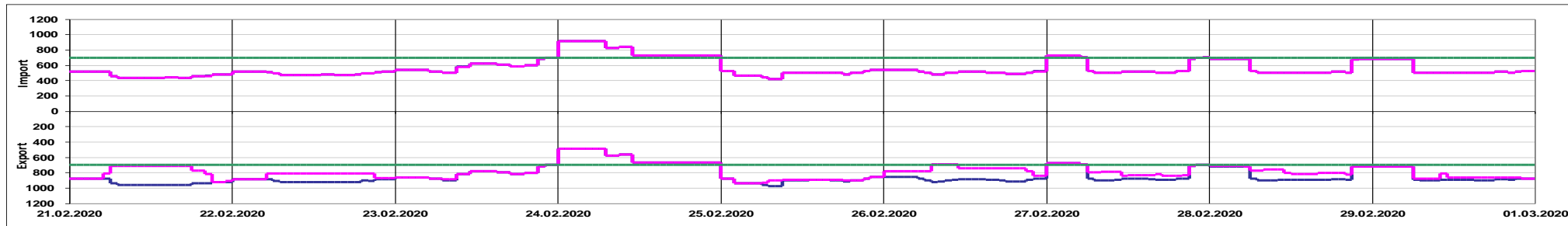
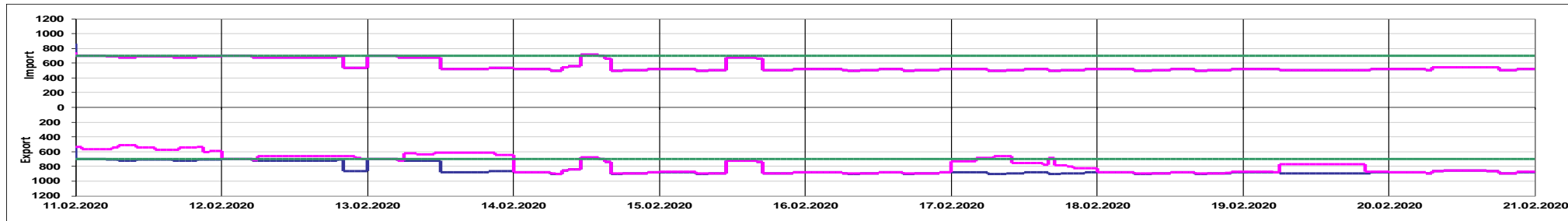
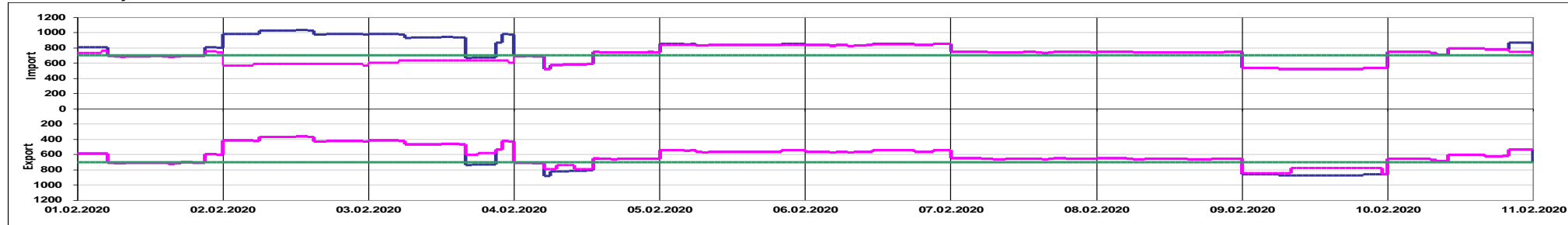


**Transelectrica®**  
Societate Administrată în Sistem Dualist

# Market for Allocation of Cross-Border Capacities

## Daily Auctions on Romanian – Serbian border

Serbia February 2020



Offered Capacity on Daily Auction Import (+) / Export (-) [MW]

Allocated Capacity on Daily Auction Import (+) / Export (-) [MW]

Net Transfer Capacity (NTC) Import (+) / Export (-) [MW]



Transelectrica®  
Societate Administrată în Sistem Dualist

# Market for Allocation of Cross-Border Capacities

## Daily Auctions on Romanian – Serbian border

### Auction Price [Euro/MWh] – Export

Day	1	2	3	4	5	6	7	8	9	10	11	12	13	14	15	16	17	18	19	20	21	22	23	24	Max	
1	0.45	0.45	0.45	0.45	0.45	0.45	0.33	0.33	0.33	0.33	0.33	0.33	0.33	0.33	0.33	0.33	0.33	0.33	0.33	0.33	0.33	0.33	0.88	0.88	1.15	1.15
2	0.77	0.77	0.77	0.77	0.77	1.03	1.03	1.03	1.03	1.03	1.03	1.03	1.03	1.03	1.03	1.03	0.56	0.56	0.91	0.91	0.91	0.91	1.37	1.59	1.98	1.98
3	0.44	0.39	0.39	0.39	0.39	0.44	0.18	0.12	0.12	0.12	0.12	0.12	0.12	0.16	0.16	0.12	0.12	0.00	0.00	0.00	0.00	0.00	0.04	0.10	0.10	0.44
4	0.15	0.09	0.06	0.06	0.06	0.00	0.00	0.00	0.00	0.00	0.00	0.00	0.00	0.06	0.06	0.06	0.06	0.06	0.09	0.09	0.13	0.15	0.15	0.15	0.15	0.15
5	0.88	0.43	0.43	0.43	0.43	0.31	0.26	0.17	0.11	0.11	0.11	0.11	0.11	0.11	0.11	0.11	0.11	0.11	0.11	0.11	0.11	0.26	0.86	0.60	0.60	0.88
6	0.60	0.60	0.60	0.60	0.57	0.24	0.11	0.09	0.11	0.11	0.11	0.15	0.15	0.15	0.15	0.15	0.15	0.15	0.15	0.11	0.15	0.16	0.23	0.16	0.16	0.60
7	0.23	0.21	0.21	0.21	0.21	0.16	0.09	0.08	0.08	0.08	0.08	0.08	0.08	0.08	0.08	0.08	0.08	0.08	0.11	0.11	0.11	0.28	0.41	0.42	0.55	0.55
8	0.66	0.62	0.62	0.62	0.56	0.54	0.21	0.21	0.21	0.21	0.11	0.11	0.11	0.11	0.11	0.11	0.11	0.11	0.11	0.11	0.11	0.11	0.11	0.11	0.16	0.66
9	0.00	0.00	0.00	0.00	0.00	0.00	0.00	0.00	0.00	0.00	0.00	0.00	0.00	0.00	0.00	0.00	0.00	0.00	0.00	0.00	0.00	0.00	0.00	0.00	0.06	0.06
10	0.16	0.16	0.16	0.16	0.16	0.16	0.15	0.11	0.09	0.09	0.20	0.20	0.20	0.20	0.20	0.20	0.20	0.20	0.20	0.20	0.20	0.39	0.39	0.50	0.50	0.50
11	0.00	0.00	0.00	0.00	0.00	0.00	0.00	0.00	0.00	0.00	0.00	0.00	0.00	0.00	0.00	0.00	0.00	0.00	0.00	0.00	0.00	0.00	0.00	0.00	0.00	0.00
12	0.03	0.03	0.03	0.03	0.03	0.03	0.00	0.00	0.00	0.00	0.00	0.00	0.00	0.00	0.00	0.00	0.00	0.00	0.00	0.00	0.00	0.00	0.00	0.00	0.00	0.03
13	0.03	0.03	0.03	0.03	0.03	0.01	0.00	0.00	0.00	0.00	0.00	0.00	0.00	0.00	0.00	0.00	0.00	0.00	0.00	0.00	0.00	0.00	0.00	0.00	0.00	0.03
14	0.13	0.13	0.13	0.13	0.13	0.12	0.03	0.02	0.03	0.06	0.06	0.25	0.25	0.25	0.24	0.22	0.03	0.03	0.03	0.03	0.03	0.03	0.03	0.06	0.06	0.25
15	0.01	0.01	0.01	0.01	0.01	0.01	0.01	0.01	0.01	0.01	0.02	0.07	0.07	0.07	0.07	0.07	0.03	0.02	0.02	0.02	0.02	0.02	0.01	0.01	0.01	0.07
16	0.09	0.09	0.09	0.09	0.09	0.09	0.03	0.01	0.01	0.03	0.08	0.08	0.09	0.09	0.09	0.09	0.01	0.01	0.01	0.03	0.03	0.03	0.03	0.03	0.03	0.09
17	0.00	0.00	0.00	0.00	0.00	0.00	0.00	0.00	0.00	0.00	0.00	0.00	0.00	0.00	0.00	0.00	0.00	0.00	0.00	0.00	0.00	0.00	0.00	0.00	0.00	0.00
18	0.08	0.08	0.08	0.08	0.08	0.08	0.03	0.03	0.03	0.03	0.03	0.03	0.03	0.03	0.03	0.03	0.03	0.03	0.03	0.03	0.03	0.03	0.03	0.03	0.03	0.08
19	0.03	0.03	0.03	0.03	0.03	0.03	0.00	0.00	0.00	0.00	0.00	0.00	0.00	0.00	0.00	0.00	0.00	0.00	0.00	0.00	0.00	0.00	0.03	0.03	0.03	0.03
20	0.03	0.03	0.03	0.03	0.03	0.01	0.01	0.03	0.03	0.03	0.03	0.03	0.03	0.03	0.03	0.03	0.03	0.03	0.03	0.01	0.01	0.01	0.03	0.03	0.03	0.03
21	0.03	0.03	0.03	0.03	0.03	0.00	0.00	0.00	0.00	0.00	0.00	0.00	0.00	0.00	0.00	0.00	0.00	0.00	0.00	0.00	0.00	0.00	0.03	0.00	0.00	0.03
22	0.03	0.03	0.03	0.03	0.03	0.00	0.00	0.00	0.00	0.00	0.00	0.00	0.00	0.00	0.00	0.00	0.00	0.00	0.00	0.00	0.00	0.00	0.00	0.00	0.00	0.03
23	0.03	0.05	0.05	0.05	0.05	0.05	0.03	0.00	0.00	0.09	0.05	0.09	0.09	0.09	0.05	0.05	0.05	0.05	0.05	0.05	0.09	0.19	0.37	0.37	0.37	0.37
24	2.17	2.15	2.15	2.15	2.15	1.53	0.70	0.53	0.65	0.73	0.65	0.40	0.40	0.40	0.50	0.50	0.37	0.55	0.55	0.55	0.55	0.55	0.55	0.37	0.37	2.17
25	0.03	0.03	0.01	0.01	0.01	0.01	0.00	0.00	0.00	0.01	0.01	0.01	0.01	0.01	0.01	0.01	0.01	0.01	0.01	0.00	0.00	0.00	0.01	0.01	0.01	0.03
26	0.00	0.00	0.00	0.00	0.00	0.00	0.00	0.00	0.00	0.00	0.00	0.00	0.00	0.00	0.00	0.00	0.00	0.00	0.00	0.00	0.00	0.00	0.00	0.00	0.00	0.00
27	0.04	0.04	0.04	0.04	0.04	0.04	0.00	0.00	0.00	0.00	0.00	0.00	0.00	0.00	0.00	0.00	0.00	0.00	0.00	0.00	0.00	0.04	0.04	0.04	0.04	0.04
28	0.03	0.03	0.03	0.03	0.03	0.02	0.00	0.00	0.00	0.00	0.00	0.00	0.00	0.00	0.00	0.00	0.00	0.00	0.00	0.00	0.00	0.01	0.01	0.02	0.03	0.03
29	0.09	0.09	0.06	0.06	0.06	0.06	0.00	0.00	0.00	0.00	0.00	0.00	0.00	0.00	0.00	0.00	0.00	0.00	0.00	0.00	0.00	0.00	0.01	0.01	0.01	0.09

Serbia February 2020



Transelectrica®  
Societate Administrată în Sistem Dualist

# Market for Allocation of Cross-Border Capacities

## Daily Auctions on Romanian – Serbian border

### Auction Price [Euro/MWh] – Import

Day	1	2	3	4	5	6	7	8	9	10	11	12	13	14	15	16	17	18	19	20	21	22	23	24	Max
1	0.00	0.00	0.00	0.00	0.00	0.11	0.09	0.11	0.11	0.11	0.11	0.09	0.09	0.09	0.09	0.09	0.11	0.14	0.14	0.14	0.09	0.00	0.00	0.00	0.14
2	0.00	0.00	0.00	0.00	0.00	0.00	0.00	0.00	0.00	0.00	0.00	0.00	0.00	0.00	0.00	0.00	0.00	0.00	0.00	0.00	0.00	0.00	0.00	0.00	0.00
3	0.00	0.00	0.00	0.00	0.00	0.00	0.00	0.00	0.00	0.00	0.00	0.00	0.00	0.00	0.00	0.00	0.00	0.00	0.00	0.00	0.00	0.00	0.00	0.00	0.00
4	0.11	0.11	0.15	0.15	0.15	0.30	0.15	0.15	0.15	0.15	0.15	0.02	0.02	0.02	0.02	0.02	0.02	0.03	0.01	0.01	0.01	0.01	0.00	0.00	0.30
5	0.00	0.00	0.00	0.00	0.00	0.00	0.01	0.05	0.05	0.05	0.05	0.05	0.05	0.01	0.01	0.01	0.01	0.01	0.01	0.01	0.01	0.00	0.00	0.00	0.05
6	0.01	0.01	0.01	0.01	0.01	0.03	0.03	0.06	0.03	0.03	0.03	0.00	0.00	0.00	0.00	0.00	0.00	0.00	0.01	0.01	0.01	0.01	0.01	0.01	0.06
7	0.01	0.01	0.01	0.01	0.01	0.02	0.02	0.06	0.06	0.06	0.06	0.06	0.06	0.01	0.01	0.02	0.02	0.01	0.01	0.01	0.01	0.01	0.01	0.01	0.06
8	0.02	0.02	0.02	0.02	0.02	0.03	0.08	0.08	0.08	0.08	0.08	0.08	0.09	0.06	0.06	0.06	0.06	0.07	0.07	0.07	0.07	0.06	0.06	0.02	0.09
9	0.23	0.23	0.35	0.35	0.36	0.40	0.36	0.36	0.40	0.12	0.12	0.12	0.40	0.36	0.36	0.41	0.41	0.41	0.41	0.36	0.12	0.12	0.16	0.16	0.41
10	0.01	0.01	0.01	0.01	0.01	0.01	0.03	0.03	0.03	0.03	0.01	0.01	0.01	0.01	0.01	0.01	0.01	0.01	0.01	0.01	0.00	0.00	0.00	0.00	0.03
11	0.08	0.08	0.08	0.08	0.08	0.08	0.08	0.09	0.09	0.09	0.08	0.08	0.08	0.08	0.08	0.08	0.08	0.08	0.08	0.08	0.08	0.08	0.08	0.08	0.09
12	0.01	0.01	0.01	0.01	0.01	0.05	0.07	0.11	0.11	0.07	0.03	0.01	0.01	0.01	0.01	0.01	0.09	0.09	0.09	0.07	0.16	0.16	0.16	0.14	0.16
13	0.05	0.05	0.05	0.05	0.05	0.05	0.07	0.14	0.14	0.14	0.11	0.26	0.36	0.38	0.44	0.68	0.68	0.68	0.68	0.51	0.51	0.26	0.26	0.26	0.68
14	0.12	0.12	0.12	0.12	0.12	0.12	0.09	0.12	0.09	0.09	0.09	0.09	0.12	0.12	0.12	0.25	0.28	0.28	0.26	0.26	0.28	0.12	0.11	0.11	0.28
15	0.20	0.20	0.20	0.20	0.20	0.20	0.12	0.14	0.14	0.14	0.14	0.12	0.12	0.12	0.12	0.12	0.21	0.21	0.21	0.21	0.12	0.11	0.11	0.11	0.21
16	0.13	0.13	0.13	0.13	0.13	0.11	0.11	0.11	0.11	0.11	0.11	0.11	0.11	0.11	0.17	0.17	0.33	0.33	0.33	0.33	0.23	0.11	0.11	0.11	0.33
17	0.26	0.26	0.26	0.26	0.43	0.27	0.51	0.44	0.44	0.35	0.35	0.35	0.35	0.35	0.52	0.28	0.33	0.22	0.22	0.22	0.22	0.18	0.15	0.15	0.52
18	0.33	0.33	0.33	0.33	0.33	0.33	0.55	0.75	1.10	1.10	1.10	1.10	1.20	1.20	1.20	1.20	1.51	1.20	1.20	1.51	1.51	0.51	0.21	0.21	1.51
19	0.69	0.69	0.69	0.69	0.69	0.69	2.20	2.20	2.20	2.22	2.22	2.22	2.22	2.22	2.22	2.22	2.22	2.22	2.20	2.00	2.00	0.80	0.69	0.69	2.22
20	0.45	0.30	0.37	0.45	0.45	2.22	2.40	2.55	2.55	2.40	2.97	2.77	2.96	2.22	1.91	1.87	1.92	1.11	0.55	0.51	0.51	0.10	0.10	0.14	2.97
21	0.19	0.19	0.19	0.19	0.20	0.65	1.78	2.20	2.20	2.20	2.00	2.00	2.00	2.20	3.50	3.55	2.20	2.20	1.51	1.10	0.44	0.19	0.11	0.11	3.55
22	0.64	0.64	0.64	0.64	0.64	1.11	2.22	2.50	1.68	1.24	1.24	1.12	1.12	1.12	1.25	1.24	1.68	2.56	2.56	2.55	1.12	0.48	0.44	0.44	2.56
23	0.11	0.11	0.11	0.11	0.11	0.11	0.11	0.11	0.11	0.11	0.11	0.09	0.09	0.09	0.09	0.09	0.09	0.11	0.11	0.09	0.08	0.07	0.05	0.05	0.11
24	0.01	0.01	0.01	0.01	0.01	0.01	0.01	0.03	0.03	0.02	0.02	0.07	0.07	0.07	0.07	0.07	0.08	0.08	0.08	0.08	0.05	0.05	0.05	0.05	0.08
25	0.25	0.25	0.50	0.50	0.50	0.50	0.54	0.54	0.54	0.25	0.16	0.16	0.16	0.16	0.16	0.16	0.22	0.33	0.36	0.36	0.25	0.12	0.12	0.12	0.54
26	0.08	0.08	0.08	0.08	0.08	0.08	0.09	0.16	0.25	0.23	0.23	0.16	0.16	0.16	0.16	0.16	0.23	0.16	0.11	0.11	0.11	0.08	0.08	0.08	0.25
27	0.05	0.05	0.05	0.05	0.05	0.08	0.16	0.16	0.16	0.16	0.25	0.16	0.25	0.30	0.33	0.40	0.33	0.32	0.32	0.25	0.25	0.08	0.08	0.05	0.40
28	0.01	0.01	0.01	0.01	0.01	0.03	0.35	0.66	0.66	0.66	0.55	0.25	0.25	0.25	0.15	0.11	0.15	0.21	0.20	0.20	0.16	0.03	0.03	0.03	0.66
29	0.04	0.04	0.04	0.04	0.04	0.04	0.22	0.22	0.22	0.22	0.23	0.23	0.23	0.25	0.35	0.39	0.79	0.79	0.79	0.53	0.55	0.23	0.23	0.23	0.79

Serbia February 2020

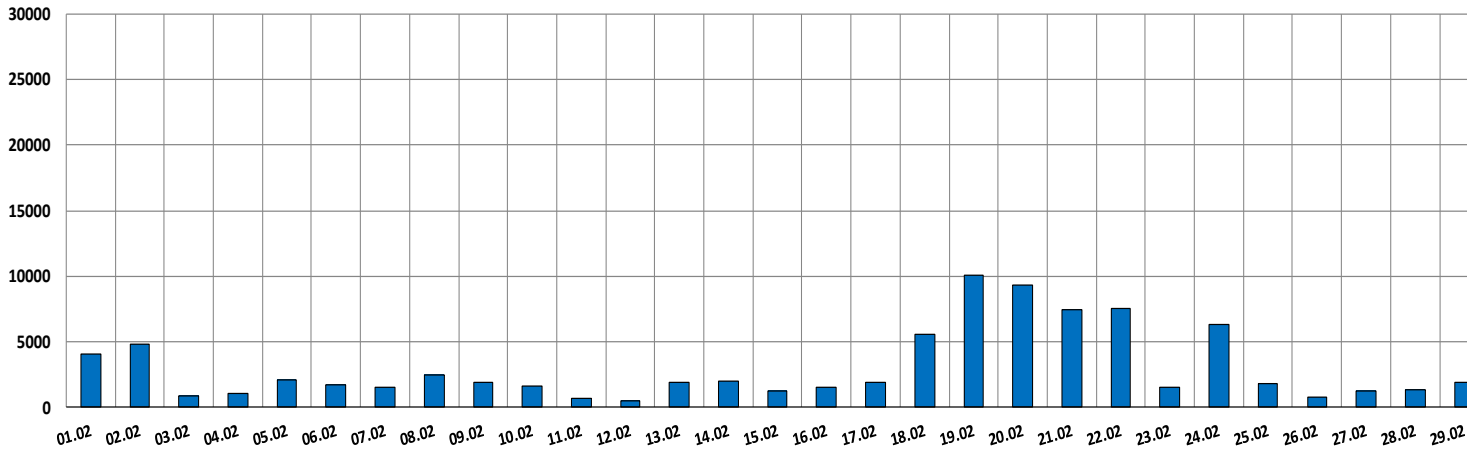


**Transelectrica®**  
Societate Administrată în Sistem Dualist

# Market for Allocation of Cross-Border Capacities

## Daily Allocation on Romanian – Serbian border

**Congestion Income RO**



Day	Congestion Income border RO-RS [Euro]	Congestion Income RO [Euro]
01.02	8086	4043
02.02	9587	4794
03.02	1750	875
04.02	2179	1090
05.02	4160	2080
06.02	3495	1748
07.02	3120	1560
08.02	4966	2483
09.02	3787	1893
10.02	3310	1655
11.02	1346	673
12.02	1057	529
13.02	3883	1941
14.02	3930	1965
15.02	2544	1272
16.02	3132	1566
17.02	3760	1880
18.02	11229	5614
19.02	20081	10040
20.02	18589	9295
21.02	14907	7453
22.02	15150	7575
23.02	3130	1565
24.02	12602	6301
25.02	3636	1818
26.02	1626	813
27.02	2584	1292
28.02	2699	1349
29.02	3890	1945
<b>Total</b>	<b>174214</b>	<b>87107</b>

Daily Income [Euro]		Remuneration UIOSI [Euro]	
RO-RS	RS-RO	RO-RS	RS-RO
56452	117762	53942	115823
<b>174214</b>		<b>169764</b>	

TSO Income (Z-R) [Euro]	RO TSO Income (Z-R) [Euro]
<b>4450</b>	<b>2225</b>

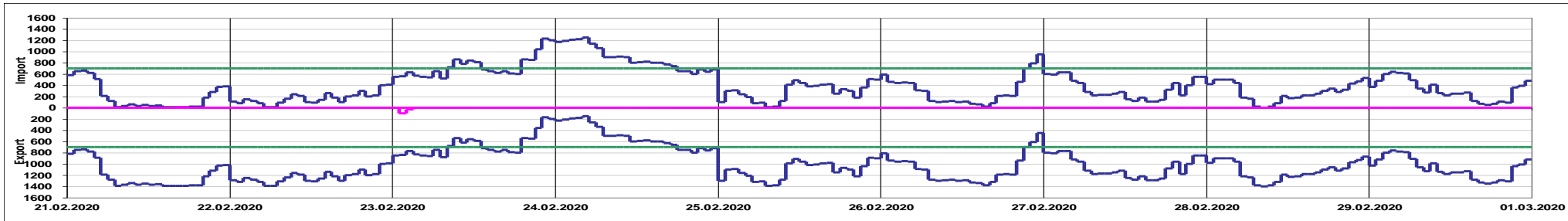
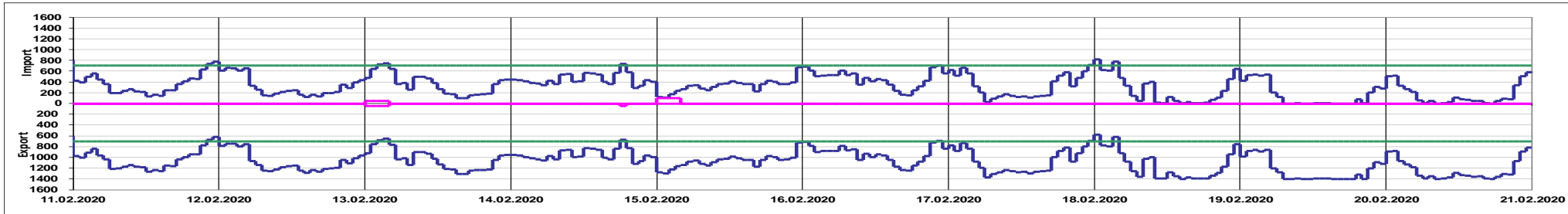
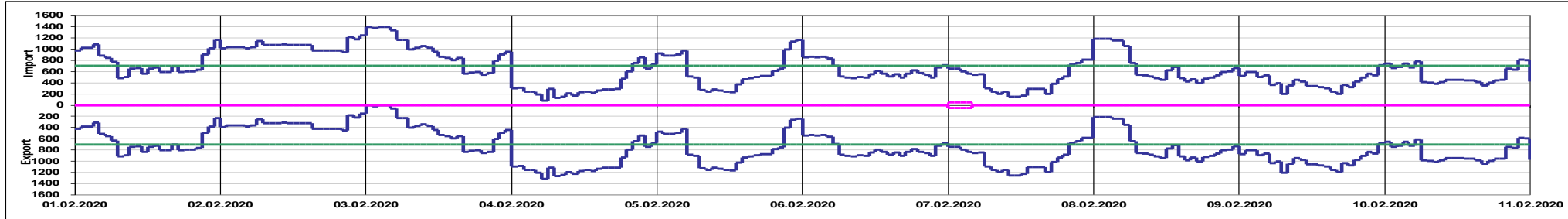


Transelectrica®  
Societate Administrată în Sistem Dualist

# Market for Allocation of Cross-Border Capacities

## Intraday Auctions on Romanian – Serbian border

Serbia February 2020



Offered Capacity on Intraday Auction Import (+) / Export (-) [MW]

Allocated Capacity on Intraday Auction Import (+) / Export (-) [MW]

Net Transfer Capacity (NTC) Import (+) / Export (-) [MW]





**Transelectrica®**  
Societate Administrată în Sistem Dualist

# Market for Allocation of Cross-Border Capacities

## Intraday Auctions on Romanian – Serbian border

### Auction Price [Euro/MWh] - Import

Day	1	2	3	4	5	6	7	8	9	10	11	12	13	14	15	16	17	18	19	20	21	22	23	24	Max	
1	0.00	0.00	0.00	0.00	0.00	0.00	0.00	0.00	0.00	0.00	0.00	0.00	0.00	0.00	0.00	0.00	0.00	0.00	0.00	0.00	0.00	0.00	0.00	0.00	0.00	0.00
2	0.00	0.00	0.00	0.00	0.00	0.00	0.00	0.00	0.00	0.00	0.00	0.00	0.00	0.00	0.00	0.00	0.00	0.00	0.00	0.00	0.00	0.00	0.00	0.00	0.00	0.00
3	0.00	0.00	0.00	0.00	0.00	0.00	0.00	0.00	0.00	0.00	0.00	0.00	0.00	0.00	0.00	0.00	0.00	0.00	0.00	0.00	0.00	0.00	0.00	0.00	0.00	0.00
4	0.00	0.00	0.00	0.00	0.00	0.00	0.00	0.00	0.00	0.00	0.00	0.00	0.00	0.00	0.00	0.00	0.00	0.00	0.00	0.00	0.00	0.00	0.00	0.00	0.00	0.00
5	0.00	0.00	0.00	0.00	0.00	0.00	0.00	0.00	0.00	0.00	0.00	0.00	0.00	0.00	0.00	0.00	0.00	0.00	0.00	0.00	0.00	0.00	0.00	0.00	0.00	0.00
6	0.00	0.00	0.00	0.00	0.00	0.00	0.00	0.00	0.00	0.00	0.00	0.00	0.00	0.00	0.00	0.00	0.00	0.00	0.00	0.00	0.00	0.00	0.00	0.00	0.00	0.00
7	0.00	0.00	0.00	0.00	0.00	0.00	0.00	0.00	0.00	0.00	0.00	0.00	0.00	0.00	0.00	0.00	0.00	0.00	0.00	0.00	0.00	0.00	0.00	0.00	0.00	0.00
8	0.00	0.00	0.00	0.00	0.00	0.00	0.00	0.00	0.00	0.00	0.00	0.00	0.00	0.00	0.00	0.00	0.00	0.00	0.00	0.00	0.00	0.00	0.00	0.00	0.00	0.00
9	0.00	0.00	0.00	0.00	0.00	0.00	0.00	0.00	0.00	0.00	0.00	0.00	0.00	0.00	0.00	0.00	0.00	0.00	0.00	0.00	0.00	0.00	0.00	0.00	0.00	0.00
10	0.00	0.00	0.00	0.00	0.00	0.00	0.00	0.00	0.00	0.00	0.00	0.00	0.00	0.00	0.00	0.00	0.00	0.00	0.00	0.00	0.00	0.00	0.00	0.00	0.00	0.00
11	0.00	0.00	0.00	0.00	0.00	0.00	0.00	0.00	0.00	0.00	0.00	0.00	0.00	0.00	0.00	0.00	0.00	0.00	0.00	0.00	0.00	0.00	0.00	0.00	0.00	0.00
12	0.00	0.00	0.00	0.00	0.00	0.00	0.00	0.00	0.00	0.00	0.00	0.00	0.00	0.00	0.00	0.00	0.00	0.00	0.00	0.00	0.00	0.00	0.00	0.00	0.00	0.00
13	0.00	0.00	0.00	0.00	0.00	0.00	0.00	0.00	0.00	0.00	0.00	0.00	0.00	0.00	0.00	0.00	0.00	0.00	0.00	0.00	0.00	0.00	0.00	0.00	0.00	0.00
14	0.00	0.00	0.00	0.00	0.00	0.00	0.00	0.00	0.00	0.00	0.00	0.00	0.00	0.00	0.00	0.00	0.00	0.00	0.00	0.00	0.00	0.00	0.00	0.00	0.00	0.00
15	0.00	0.00	0.00	0.00	0.00	0.00	0.00	0.00	0.00	0.00	0.00	0.00	0.00	0.00	0.00	0.00	0.00	0.00	0.00	0.00	0.00	0.00	0.00	0.00	0.00	0.00
16	0.00	0.00	0.00	0.00	0.00	0.00	0.00	0.00	0.00	0.00	0.00	0.00	0.00	0.00	0.00	0.00	0.00	0.00	0.00	0.00	0.00	0.00	0.00	0.00	0.00	0.00
17	0.00	0.00	0.00	0.00	0.00	0.00	0.00	0.00	0.00	0.00	0.00	0.00	0.00	0.00	0.00	0.00	0.00	0.00	0.00	0.00	0.00	0.00	0.00	0.00	0.00	0.00
18	0.00	0.00	0.00	0.00	0.00	0.00	0.00	0.00	0.00	0.00	0.00	0.00	0.00	0.00	0.00	0.00	0.00	0.00	0.00	0.00	0.00	0.00	0.00	0.00	0.00	0.00
19	0.00	0.00	0.00	0.00	0.00	0.00	0.00	-	-	0.00	-	-	0.00	0.00	0.00	-	-	-	-	0.00	0.00	0.00	0.00	0.00	0.00	0.00
20	0.00	0.00	0.00	0.00	0.00	0.00	0.00	0.00	-	0.00	0.00	0.00	0.00	0.00	0.00	0.00	0.00	-	0.00	0.00	0.00	0.00	0.00	0.00	0.00	0.00
21	0.00	0.00	0.00	0.00	0.00	0.00	0.00	0.00	0.00	0.00	0.00	0.00	0.00	0.00	0.00	0.00	0.00	0.00	0.00	0.00	0.00	0.00	0.00	0.00	0.00	0.00
22	0.00	0.00	0.00	0.00	0.00	0.00	0.00	0.00	0.00	0.00	0.00	0.00	0.00	0.00	0.00	0.00	0.00	0.00	0.00	0.00	0.00	0.00	0.00	0.00	0.00	0.00
23	0.00	0.00	0.00	0.00	0.00	0.00	0.00	0.00	0.00	0.00	0.00	0.00	0.00	0.00	0.00	0.00	0.00	0.00	0.00	0.00	0.00	0.00	0.00	0.00	0.00	0.00
24	0.00	0.00	0.00	0.00	0.00	0.00	0.00	0.00	0.00	0.00	0.00	0.00	0.00	0.00	0.00	0.00	0.00	0.00	0.00	0.00	0.00	0.00	0.00	0.00	0.00	0.00
25	0.00	0.00	0.00	0.00	0.00	0.00	0.00	0.00	0.00	0.00	0.00	0.00	0.00	0.00	0.00	0.00	0.00	0.00	0.00	0.00	0.00	0.00	0.00	0.00	0.00	0.00
26	0.00	0.00	0.00	0.00	0.00	0.00	0.00	0.00	0.00	0.00	0.00	0.00	0.00	0.00	0.00	0.00	0.00	0.00	0.00	0.00	0.00	0.00	0.00	0.00	0.00	0.00
27	0.00	0.00	0.00	0.00	0.00	0.00	0.00	0.00	0.00	0.00	0.00	0.00	0.00	0.00	0.00	0.00	0.00	0.00	0.00	0.00	0.00	0.00	0.00	0.00	0.00	0.00
28	0.00	0.00	0.00	0.00	0.00	0.00	0.00	0.00	0.00	0.00	0.00	0.00	0.00	0.00	0.00	0.00	0.00	0.00	0.00	0.00	0.00	0.00	0.00	0.00	0.00	0.00
29	0.00	0.00	0.00	0.00	0.00	0.00	0.00	0.00	0.00	0.00	0.00	0.00	0.00	0.00	0.00	0.00	0.00	0.00	0.00	0.00	0.00	0.00	0.00	0.00	0.00	0.00

Serbia February 2020

# Market for Allocation of Cross-Border Capacities



**Transelectrica®**  
Societate Administrată în Sistem Dualist

## Statistics on Monthly Auction

February 2020		1	2	3	4	5	6	7	8	9	10	11	12	13	14	15	16	17	18	19	20	21	22	23	24	25	26	27	28	29
Hungary export	Number of Capacity Traders	30	30	30	30	30	30	30	30	30	30	30	30	30	30	30	30	30	30	30	30	30	30	30	30	30	30	30	30	30
	Number of Capacity Holders	11	11	11	11	11	11	11	11	11	11	11	11	11	11	11	11	11	11	11	11	11	11	11	11	11	11	11	11	11
	Number of Bids	88	88	88	88	88	88	88	88	88	88	88	88	88	88	88	88	88	88	88	88	88	88	88	88	88	88	88	88	88
Hungary import	Number of Capacity Traders	29	29	29	29	29	29	29	29	29	29	29	29	29	29	29	29	29	29	29	29	29	29	29	29	29	29	29	29	
	Number of Capacity Holders	12	12	12	12	12	12	12	12	12	12	12	12	12	12	12	12	12	12	12	12	12	12	12	12	12	12	12	12	
	Number of Bids	90	90	90	90	90	90	90	90	90	90	90	90	90	90	90	90	90	90	90	90	90	90	90	90	90	90	90	90	
Bulgaria export	Number of Capacity Traders	28	28	28	28	28	28	28	28	28	28	28	28	28	28	28	28	28	28	28	28	28	28	28	28	28	28	28	28	
	Number of Capacity Holders	17	17	17	17	17	17	17	17	17	17	17	17	17	17	17	17	17	17	17	17	17	17	17	17	17	17	17	17	
	Number of Bids	84	84	84	84	84	84	84	84	84	84	84	84	84	84	84	84	84	84	84	84	84	84	84	84	84	84	84	84	
Bulgaria import	Number of Capacity Traders	26	26	26	26	26	26	26	26	26	26	26	26	26	26	26	26	26	26	26	26	26	26	26	26	26	26	26	26	
	Number of Capacity Holders	13	13	13	13	13	13	13	13	13	13	13	13	13	13	13	13	13	13	13	13	13	13	13	13	13	13	13	13	
	Number of Bids	67	67	67	67	67	67	67	67	67	67	67	67	67	67	67	67	67	67	67	67	67	67	67	67	67	67	67	67	
Serbia export	Number of Capacity Traders	10	10	10	10	10	10	10	10	10	10	10	10	10	10	10	10	10	10	10	10	10	10	10	10	10	10	10	10	
	Number of Capacity Holders	9	9	9	9	9	9	9	9	9	9	9	9	9	9	9	9	9	9	9	9	9	9	9	9	9	9	9	9	
	Number of Bids	65	65	65	65	65	65	65	65	65	65	65	65	65	65	65	65	65	65	65	65	65	65	65	65	65	65	65	65	
Serbia import	Number of Capacity Traders	13	13	13	13	13	13	13	13	13	13	13	13	13	13	13	13	13	13	13	13	13	13	13	13	13	13	13	13	
	Number of Capacity Holders	7	7	7	7	7	7	7	7	7	7	7	7	7	7	7	7	7	7	7	7	7	7	7	7	7	7	7	7	
	Number of Bids	77	77	77	77	77	77	77	77	77	77	77	77	77	77	77	77	77	77	77	77	77	77	77	77	77	77	77	77	
Ukraine export	Number of Capacity Traders	8	8	8	8	8	8	8	8	8	8	8	8	8	8	8	8	8	8	8	8	8	8	8	8	8	8	8	8	
	Number of Capacity Holders	4	4	4	4	4	4	4	4	4	4	4	4	4	4	4	4	4	4	4	4	4	4	4	4	4	4	4	4	
	Number of Bids	24	24	24	24	24	24	24	24	24	24	24	24	24	24	24	24	24	24	24	24	24	24	24	24	24	24	24	24	
Ukraine import	Number of Capacity Traders	10	10	10	10	10	10	10	10	10	10	10	10	10	10	10	10	10	10	10	10	10	10	10	10	10	10	10	10	
	Number of Capacity Holders	6	6	6	6	6	6	6	6	6	6	6	6	6	6	6	6	6	6	6	6	6	6	6	6	6	6	6	6	
	Number of Bids	47	47	47	47	47	47	47	47	47	47	47	47	47	47	47	47	47	47	47	47	47	47	47	47	47	47	47	47	
Moldavia import RO_Cioara	Number of Capacity Traders	-	-	-	-	-	-	-	-	-	-	-	-	-	-	-	-	-	-	-	-	-	-	-	-	-	-	-		
	Number of Capacity Holders	-	-	-	-	-	-	-	-	-	-	-	-	-	-	-	-	-	-	-	-	-	-	-	-	-	-	-	-	
	Number of Bids	-	-	-	-	-	-	-	-	-	-	-	-	-	-	-	-	-	-	-	-	-	-	-	-	-	-	-	-	
Moldavia import RO_Costesti	Number of Capacity Traders	-	-	-	-	-	-	-	-	-	-	-	-	-	-	-	-	-	-	-	-	-	-	-	-	-	-	-		
	Number of Capacity Holders	-	-	-	-	-	-	-	-	-	-	-	-	-	-	-	-	-	-	-	-	-	-	-	-	-	-	-	-	
	Number of Bids	-	-	-	-	-	-	-	-	-	-	-	-	-	-	-	-	-	-	-	-	-	-	-	-	-	-	-	-	
Moldavia import RO_Vulcanesti	Number of Capacity Traders	-	-	-	-	-	-	-	-	-	-	-	-	-	-	-	-	-	-	-	-	-	-	-	-	-	-	-		
	Number of Capacity Holders	-	-	-	-	-	-	-	-	-	-	-	-	-	-	-	-	-	-	-	-	-	-	-	-	-	-	-	-	
	Number of Bids	-	-	-	-	-	-	-	-	-	-	-	-	-	-	-	-	-	-	-	-	-	-	-	-	-	-	-	-	

February 2020	Maximum	Minimum
Number of Capacity Traders	30	8
Number of Capacity Holders	17	4
Number of Bids	90	24



# Market for Allocation of Cross-Border Capacities



Transelectrica®  
Societate Administrată în Sistem Dualist

## Statistics on Daily Auctions

February 2020		Daily Auctions																												
		1	2	3	4	5	6	7	8	9	10	11	12	13	14	15	16	17	18	19	20	21	22	23	24	25	26	27	28	29
Serbia Export	Maximum Number of Capacity Traders	9	7	8	8	8	9	9	10	8	9	8	9	7	10	8	9	9	9	9	9	8	9	7	8	8	7	9	8	9
	Maximum Number of Capacity Holders	7	6	8	7	6	8	8	9	8	7	8	9	7	9	7	8	9	8	9	8	8	8	7	6	8	7	8	7	8
	Maximum Number of Bids	31	25	23	24	29	24	23	34	32	33	19	23	27	40	36	30	26	36	35	34	31	36	31	36	33	28	31	31	36
Serbia Import	Maximum Number of Capacity Traders	8	7	7	9	8	8	8	10	7	8	8	8	10	9	9	8	8	9	10	9	10	9	7	7	9	8	9	9	10
	Maximum Number of Capacity Holders	8	7	7	8	8	8	7	8	6	8	7	7	8	8	8	6	6	7	7	7	8	7	6	6	8	7	8	8	9
	Maximum Number of Bids	29	20	22	26	27	24	24	34	31	30	26	24	34	39	40	27	30	40	44	35	36	45	34	35	35	34	35	33	36
Bulgaria Export	Maximum Number of Capacity Traders	13	14	13	15	16	15	17	15	12	13	15	15	16	17	15	14	14	17	17	18	17	17	14	15	17	14	16	15	16
	Maximum Number of Capacity Holders	12	12	11	13	15	14	15	14	11	12	13	13	14	15	13	13	13	14	15	16	15	14	13	13	14	12	12	14	14
	Maximum Number of Bids	28	33	30	30	31	33	36	28	24	32	30	32	36	37	34	30	31	36	35	39	35	35	30	35	31	34	34	33	34
Bulgaria Import	Maximum Number of Capacity Traders	14	11	12	14	13	11	12	15	14	12	12	14	13	13	14	15	13	15	14	14	14	15	12	11	15	13	13	12	14
	Maximum Number of Capacity Holders	13	11	11	12	12	11	11	12	12	11	12	12	11	12	13	14	11	13	13	13	12	13	11	10	13	12	12	11	13
	Maximum Number of Bids	24	21	23	27	26	22	23	22	26	22	23	25	24	25	25	26	23	23	24	24	24	25	21	20	24	23	25	23	24

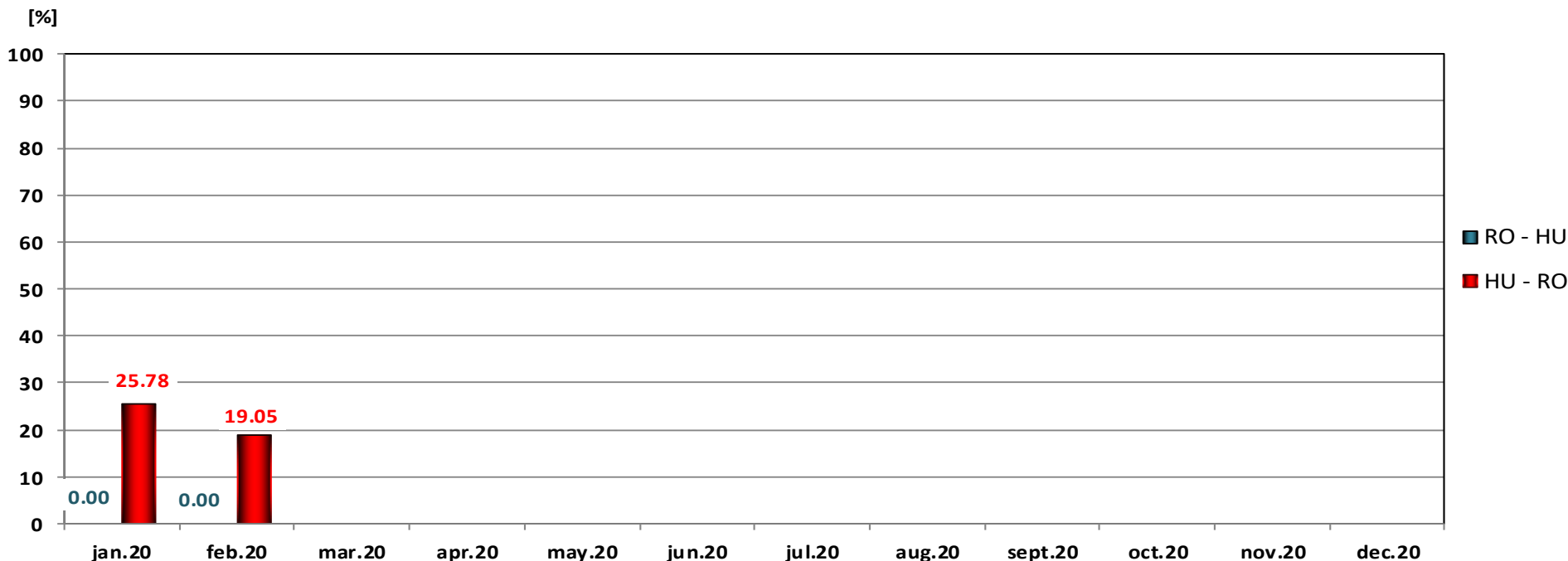
Note: In the table are presented the daily maximum hourly values.

## Statistics on Intraday Auctions

February 2020		Intraday Auctions																												
		1	2	3	4	5	6	7	8	9	10	11	12	13	14	15	16	17	18	19	20	21	22	23	24	25	26	27	28	29
Serbia Export	<b>Maximum Number of Capacity Traders</b>	0	0	0	0	0	0	1	0	0	0	0	0	1	1	0	0	0	0	0	0	0	0	1	0	0	0	0	0	0
	<b>Maximum Number of Capacity Holders</b>	-	-	-	-	-	-	1	-	-	-	-	-	1	1	-	-	-	-	-	-	-	-	1	-	-	-	-	-	-
Serbia Import	<b>Maximum Number of Capacity Traders</b>	0	0	0	0	0	0	1	0	0	0	0	0	1	0	1	0	0	0	0	0	1	0	0	0	0	0	0	0	0
	<b>Maximum Number of Capacity Holders</b>	-	-	-	-	-	-	1	-	-	-	-	-	1	-	1	-	-	-	-	-	-	1	-	-	-	-	-	-	-

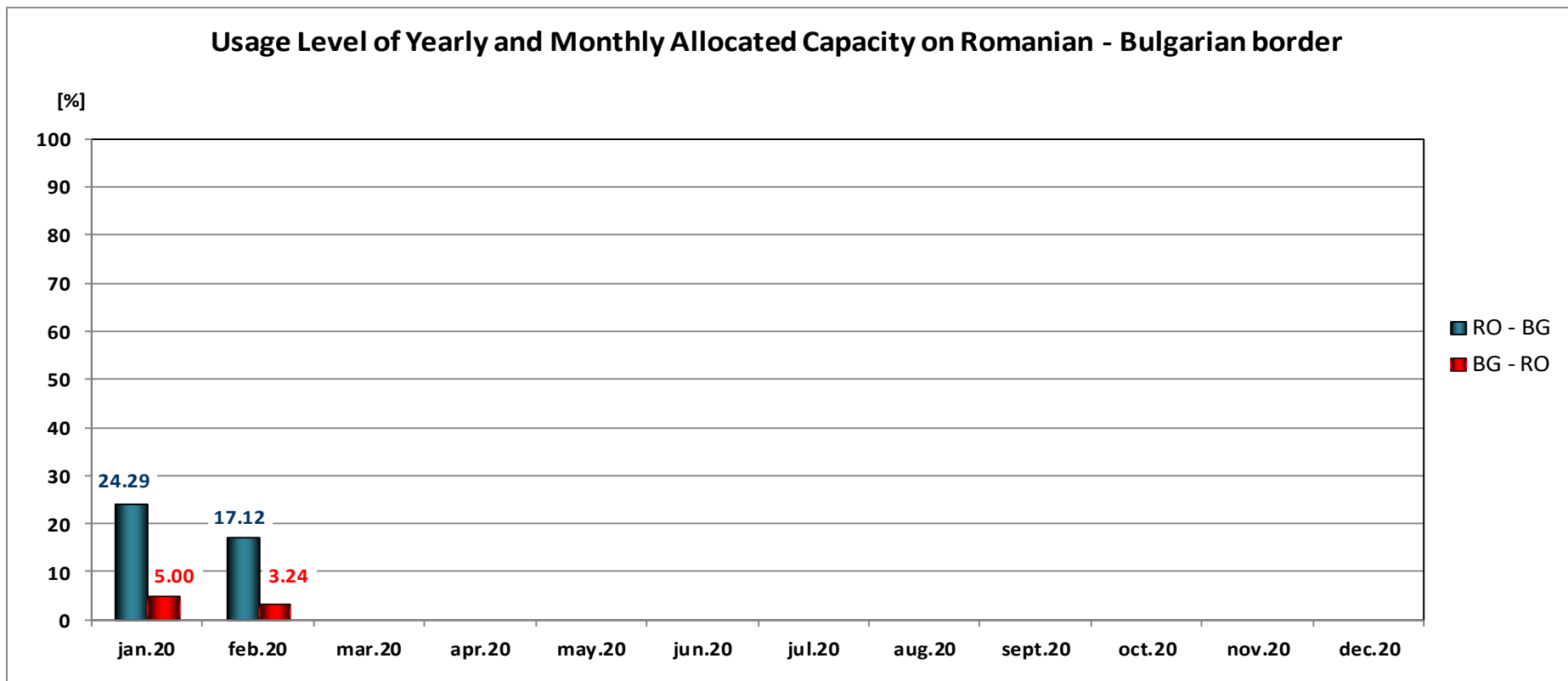
Note: In the table are presented the daily maximum hourly values.

Usage Level of Yearly and Monthly Allocated Capacity on Romanian - Hungarian border



Usage level of yearly and monthly allocated capacity was calculated as ratio between nominated capacity and sum of allocated capacity at yearly and monthly auctions.

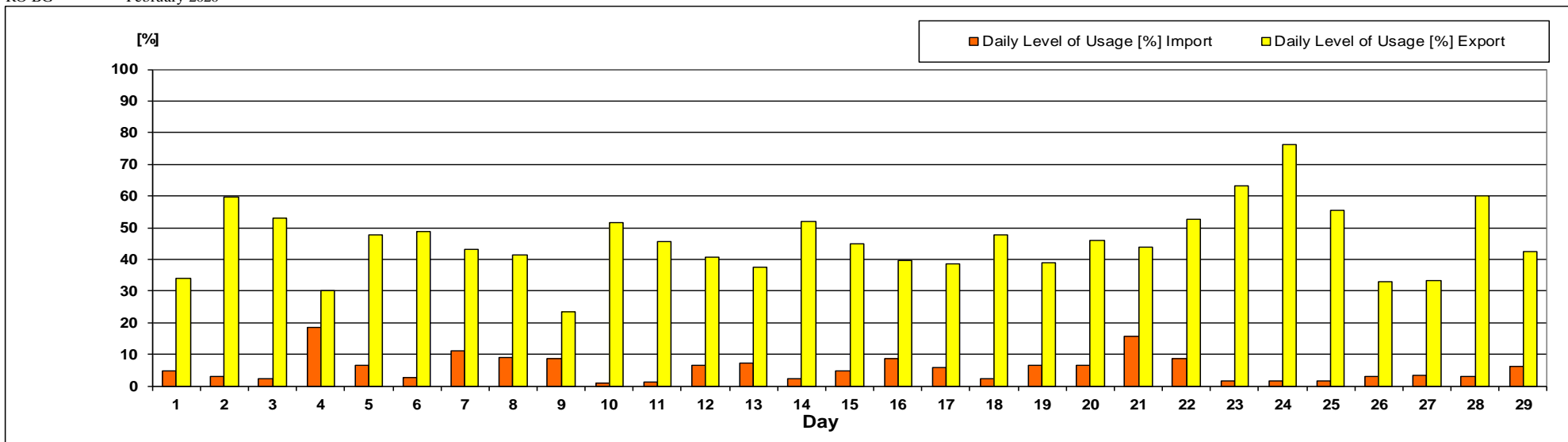
From the beginning of the year, the average values (arithmetic) of usage level are: 0 % on export direction and 22.41 % on import direction.



Usage level of yearly and monthly allocated capacity was calculated as ratio between nominated capacity and sum of allocated capacity at yearly and monthly auctions after returns.

From the beginning of the year, the average values (arithmetic) of usage level are: 20.7 % on export direction and 4.12 % on import direction.

RO-BG February 2020

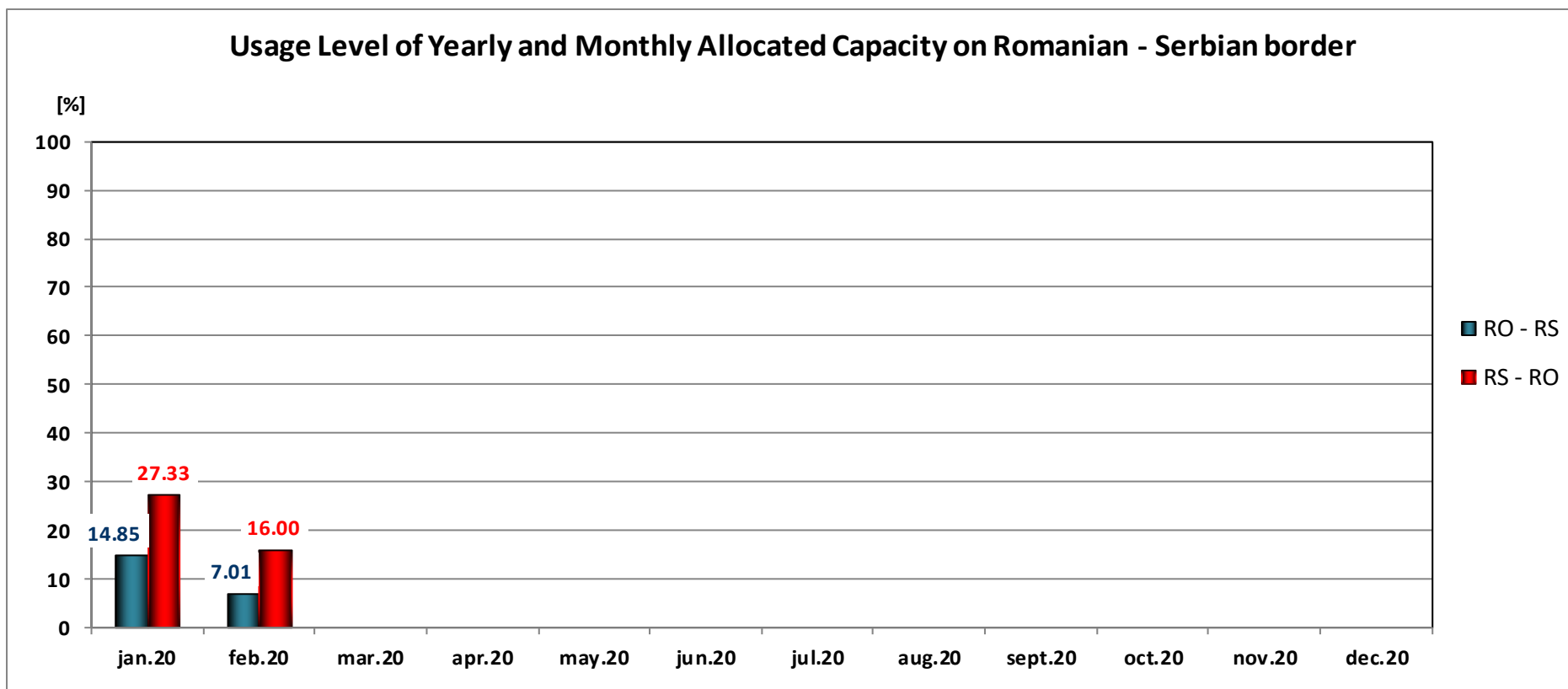


Daily Level of Usage [%]

February 2020	1	2	3	4	5	6	7	8	9	10	11	12	13	14	15	16	17	18	19	20	21	22	23	24	25	26	27	28	29
Import	4.88	3.02	2.28	18.63	6.48	2.65	11.15	9.04	8.51	1.04	1.38	6.44	7.19	2.20	4.81	8.74	5.87	2.45	6.60	6.57	15.62	8.66	1.74	1.65	1.50	3.09	3.30	2.86	6.12
Export	34.07	59.72	53.05	30.14	47.59	48.79	43.19	41.31	23.32	51.53	45.62	40.50	37.34	51.76	45.07	39.60	38.45	47.66	39.03	45.97	43.74	52.63	63.31	76.36	55.32	33.00	33.21	60.07	42.50

Level of usage of daily allocated capacity, calculated at monthly level, as ratio between sum of nominated daily capacities and sum of daily allocated capacities, has the following values:

- Import 5.70 [%]
- Export 45.14 [%]



Usage level of yearly and monthly allocated capacity was calculated as ratio between nominated capacity and sum of allocated capacity at yearly and monthly auctions after returns.

From the beginning of the year, the average values (arithmetic) of usage level are: 10.93% on export direction and 21.67% on import direction.

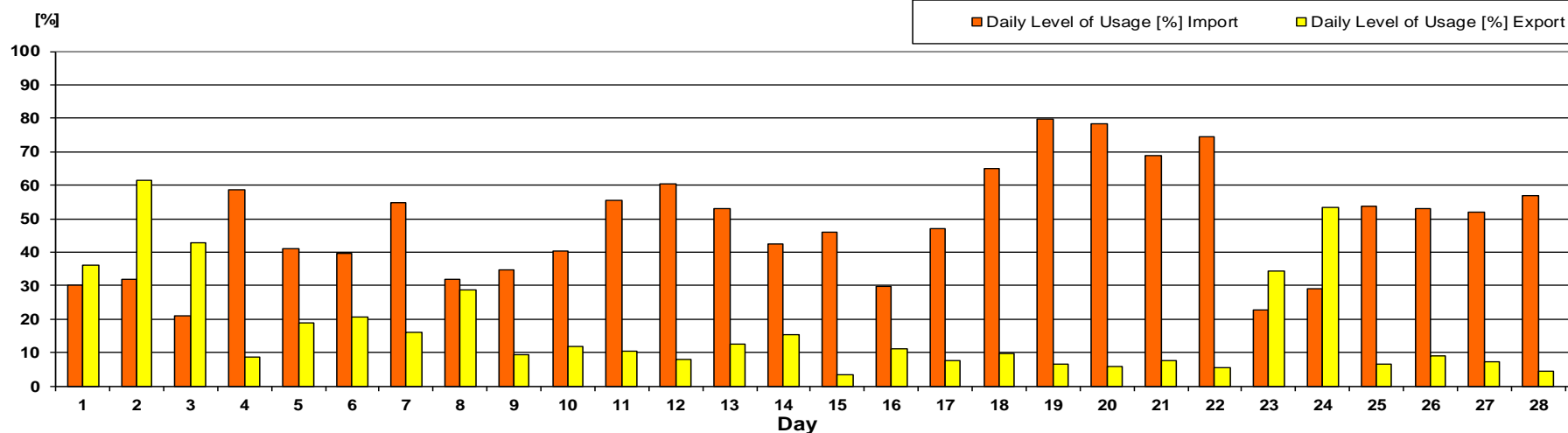
# Market for Allocation of Cross-Border Capacities

## Daily Auctions on Romanian – Serbian border

### Usage Level of Daily Allocated Capacity

Serbia

February 2020



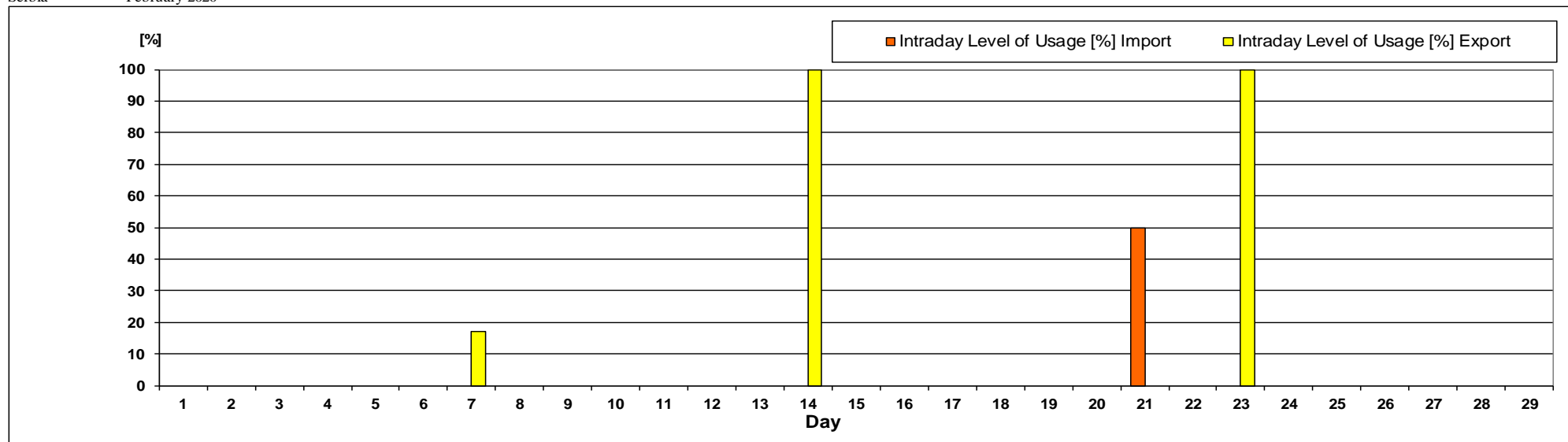
Daily Level of Usage [%]

February 2020	1	2	3	4	5	6	7	8	9	10	11	12	13	14	15	16	17	18	19	20	21	22	23	24	25	26	27	28	29
Import	29.93	31.83	20.80	58.47	40.90	39.72	54.66	31.84	34.54	40.47	55.62	60.34	52.90	42.53	46.11	29.84	47.10	64.92	79.61	78.30	68.90	74.59	22.64	29.06	53.74	53.01	51.96	56.72	53.16
Export	36.15	61.57	42.76	8.66	18.78	20.55	15.85	28.62	9.32	11.81	10.29	7.92	12.47	15.42	3.28	11.14	7.60	9.52	6.34	5.77	7.74	5.44	34.30	53.48	6.34	9.13	7.38	4.35	8.25

Level of usage of daily allocated capacity, calculated at monthly level, as ratio between sum of nominated daily capacities and sum of daily allocated capacities, has the following values:

- Import 47.26 [%]
- Export 14.80 [%]

Serbia February 2020



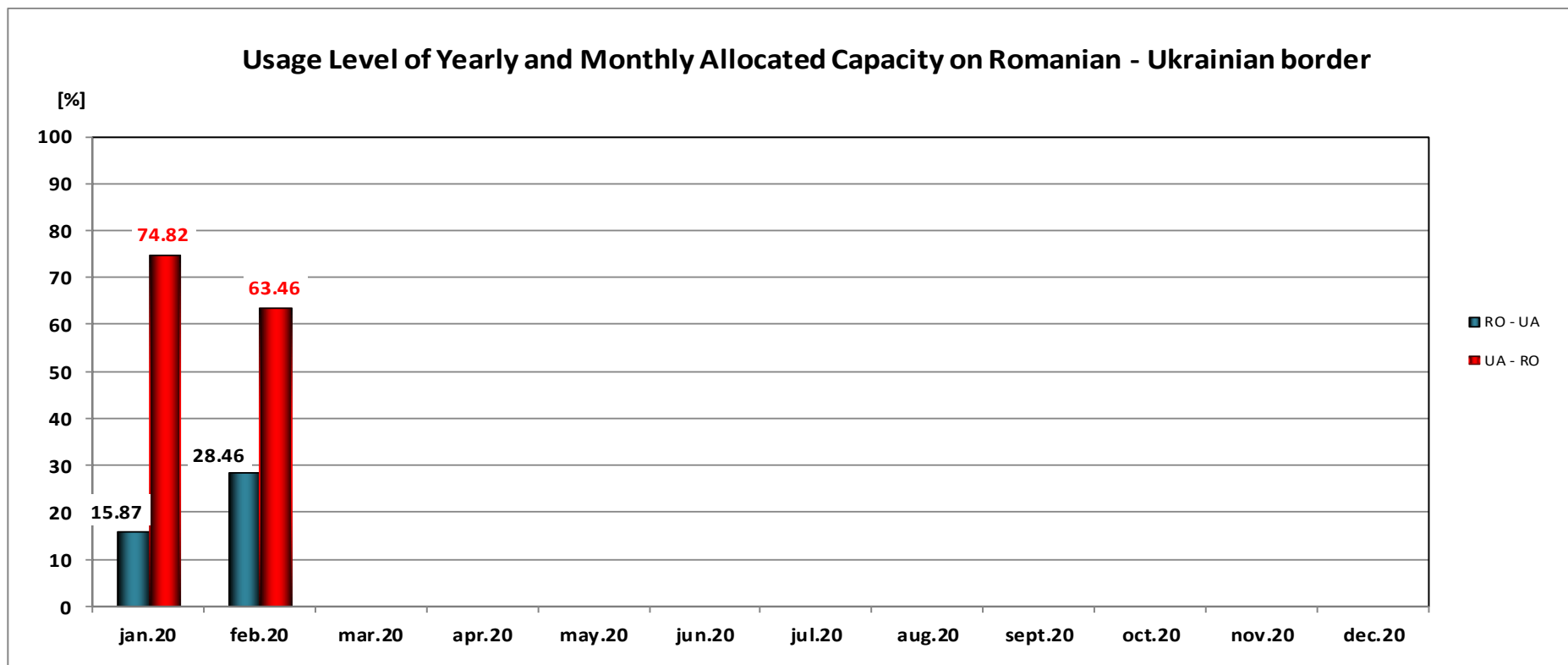
Intraday Level of Usage [%]

February 2020	1	2	3	4	5	6	7	8	9	10	11	12	13	14	15	16	17	18	19	20	21	22	23	24	25	26	27	28	29
Import	-	-	-	-	-	-	0.00	-	-	-	-	-	0.00	-	0.00	-	-	-	-	-	-	-	-	-	-	-	-	-	-
Export	-	-	-	-	-	-	17.00	-	-	-	-	-	0.00	100.00	-	-	-	-	-	-	-	-	100.00	-	-	-	-	-	

Level of usage of intraday allocated capacity, calculated at monthly level, as ratio between sum of nominated intraday capacities and sum of intraday allocated capacities, has the following values:

- Import 1.69 [%]
- Export 36.13 [%]





Usage level of yearly and monthly allocated capacity was calculated as ratio between nominated capacity and sum of allocated capacity at yearly and monthly auctions.

From the beginning of the year, the average values (arithmetic) of usage level are: 22.17% on export direction and 69.14% on import direction.

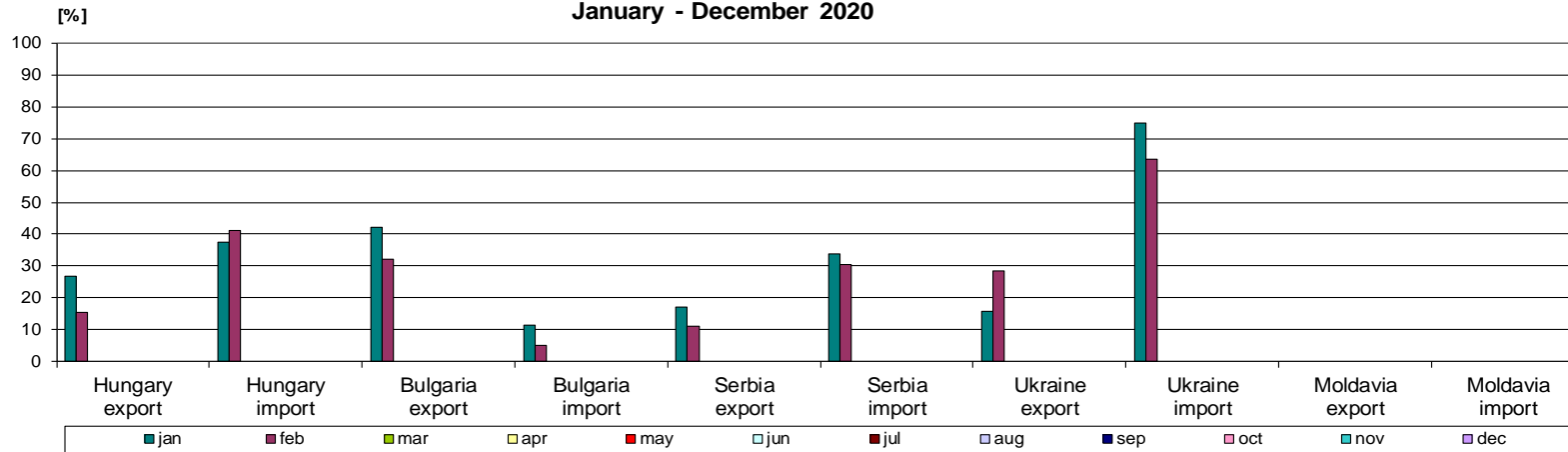
# Market for Allocation of Cross-Border Capacities



**Transelectrica®**  
Societate Administrată în Sistem Dualist

## Usage level of capacity rights

**Allocated Capacity Usage  
January - December 2020**



The level of usage of total capacity rights on one border and direction represent the percentage ratio between the energy associated with the commercial transactions, nominated during a month, and the energy associated with the total capacity rights.

[%]	Hungary export	Hungary import	Bulgaria export	Bulgaria import	Serbia export	Serbia import	Ukraine export	Ukraine import	Moldavia export	Moldavia import
jan	26.94	37.53	42.28	11.32	17.26	33.77	15.87	74.82	-	-
feb	15.52	41.05	32.10	5.03	10.98	30.55	28.46	63.46	-	-
mar										
apr										
may										
jun										
jul										
aug										
sep										
oct										
nov										
dec										
<b>average</b>	<b>21.23</b>	<b>39.29</b>	<b>37.19</b>	<b>8.17</b>	<b>14.12</b>	<b>32.16</b>	<b>22.17</b>	<b>69.14</b>	-	-

Type B

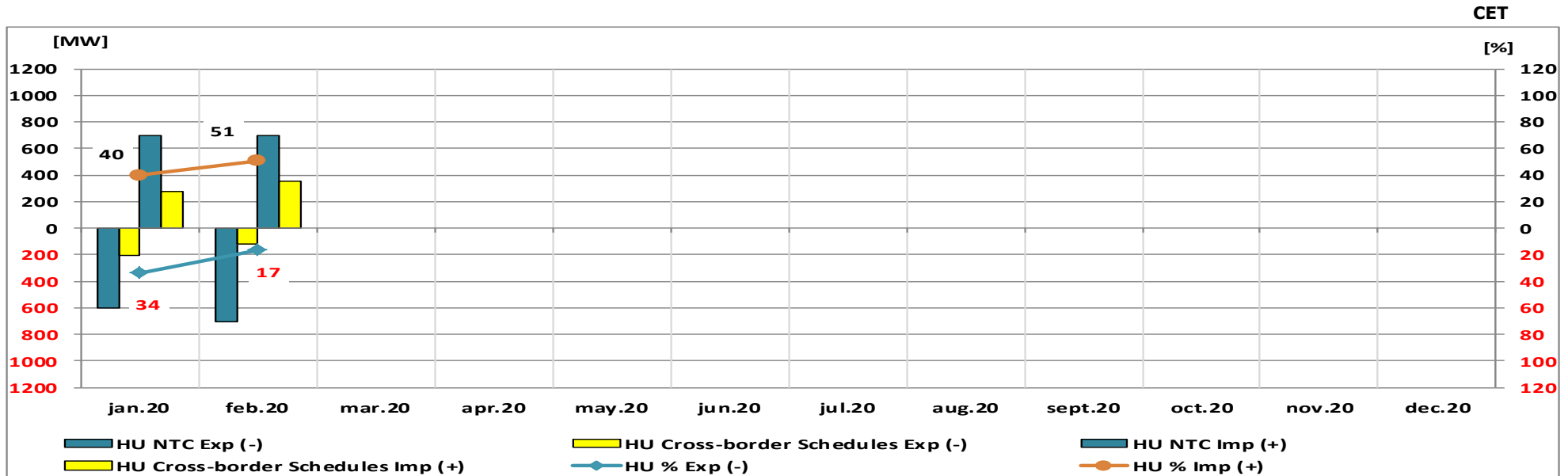
In February 2020, it was noticed a low level usage of total capacity rights and the highest level of usage was on import direction to Ukraine.



Transelectrica®  
Societate Administrată în Sistem Dualist

# Market for Allocation of Cross-Border Capacities

## Usage Level of NTC on Romanian – Hungarian border



Hungary (monthly averages values, MW)	jan.20	feb.20	mar.20	apr.20	may.20	jun.20	jul.20	aug.20	sept.20	oct.20	nov.20	dec.20
HU NTC Exp (-)	-600	-700										
HU Cross-border Schedules Exp (-)	-203	-116										
HU NTC Imp (+)	700	700										
HU Cross-border Schedules Imp (+)	280	355										

The level of usage was calculated as ratio between total cross-border schedules (capacity nominated on long and short term) and NTC. From the beginning of the year, the average values (arithmetic) of usage level are: 25.17 % on export direction and 45.39 % on import direction.

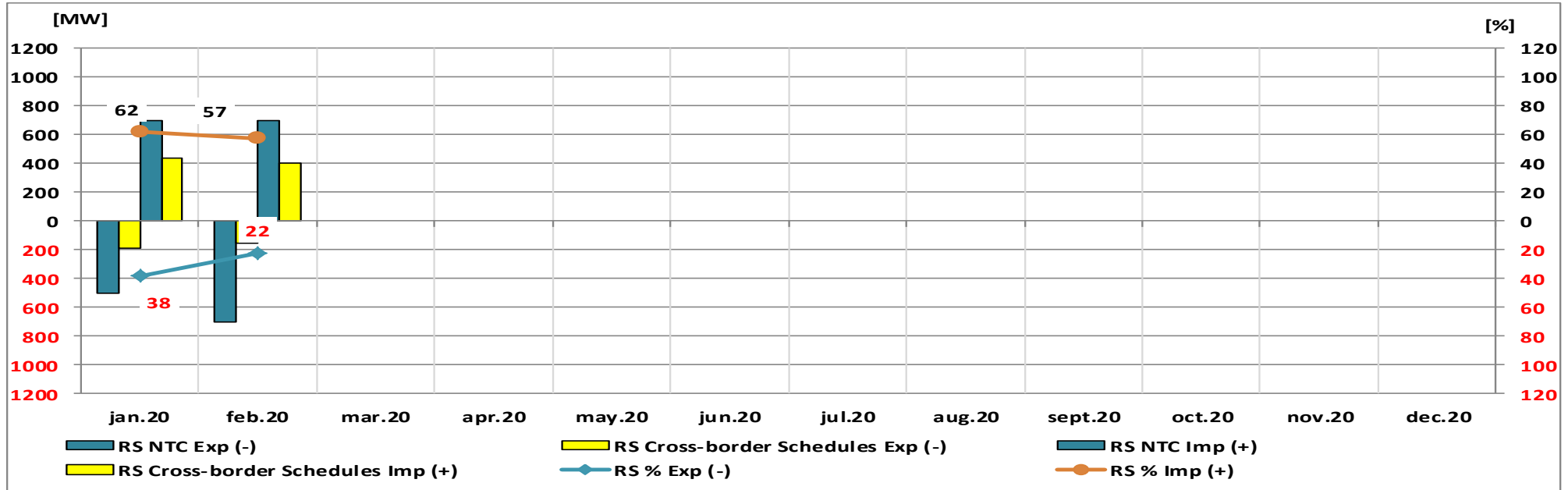


Transelectrica®  
Societate Administrată în Sistem Dualist

# Market for Allocation of Cross-Border Capacities

## Usage Level of NTC on Romanian – Serbian border

CET



Serbia (monthly averages values, MW)	jan.20	feb.20	mar.20	apr.20	may.20	jun.20	jul.20	aug.20	sept.20	oct.20	nov.20	dec.20
RS NTC Exp (-)	-500	-700										
RS Cross-border Schedules Exp (-)	-192	-156										
RS NTC Imp (+)	700	700										
RS Cross-border Schedules Imp (+)	435	401										

The level of usage was calculated as ratio between total cross-border schedules (capacity nominated on long and short term) and NTC. From the beginning of the year, the average values (arithmetic) of usage level are: 30.31 % on export direction and 59.69 % on import direction.

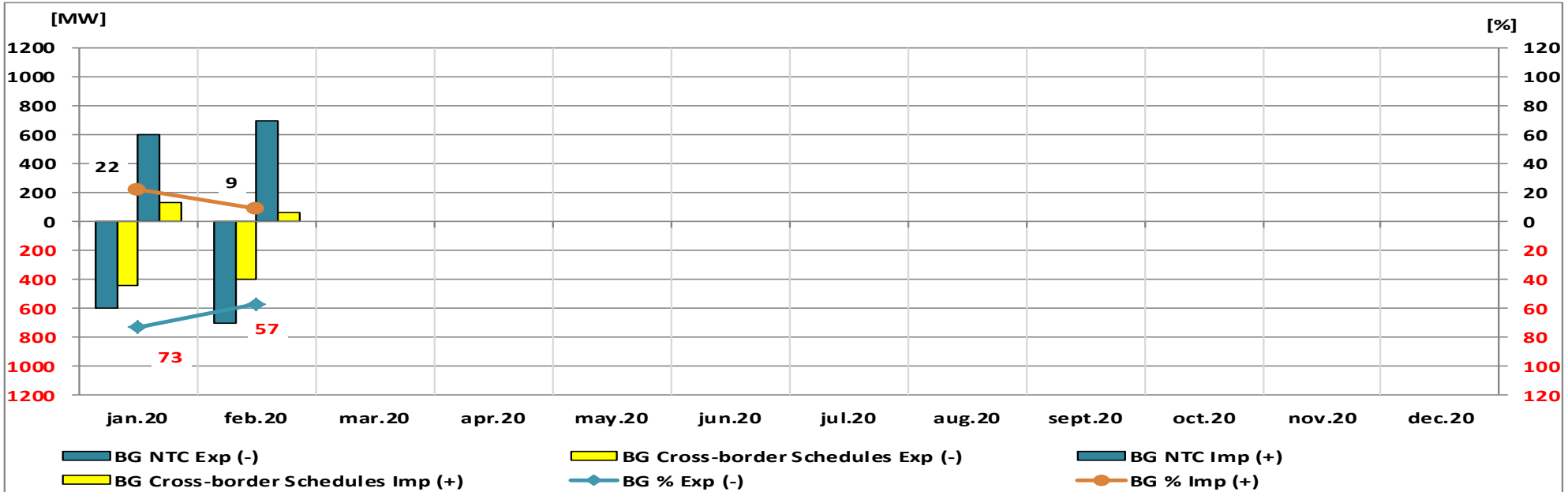


Transelectrica®  
Societate Administrată în Sistem Dualist

# Market for Allocation of Cross-Border Capacities

## Usage Level of NTC on Romanian – Bulgarian border

CET



Bulgaria (monthly averages values, MW)	jan.20	feb.20	mar.20	apr.20	may.20	jun.20	jul.20	aug.20	sept.20	oct.20	nov.20	dec.20
BG NTC Exp (-)	-600	-700										
BG Cross-border Schedules Exp (-)	-438	-398										
BG NTC Imp (+)	600	700										
BG Cross-border Schedules Imp (+)	134	63										

The level of usage was calculated as ratio between total cross-border schedules (capacity nominated on long and short term) and NTC. From the beginning of the year, the average values (arithmetic) of usage level are: 64.93 % on export direction and 15.67 % on import direction.

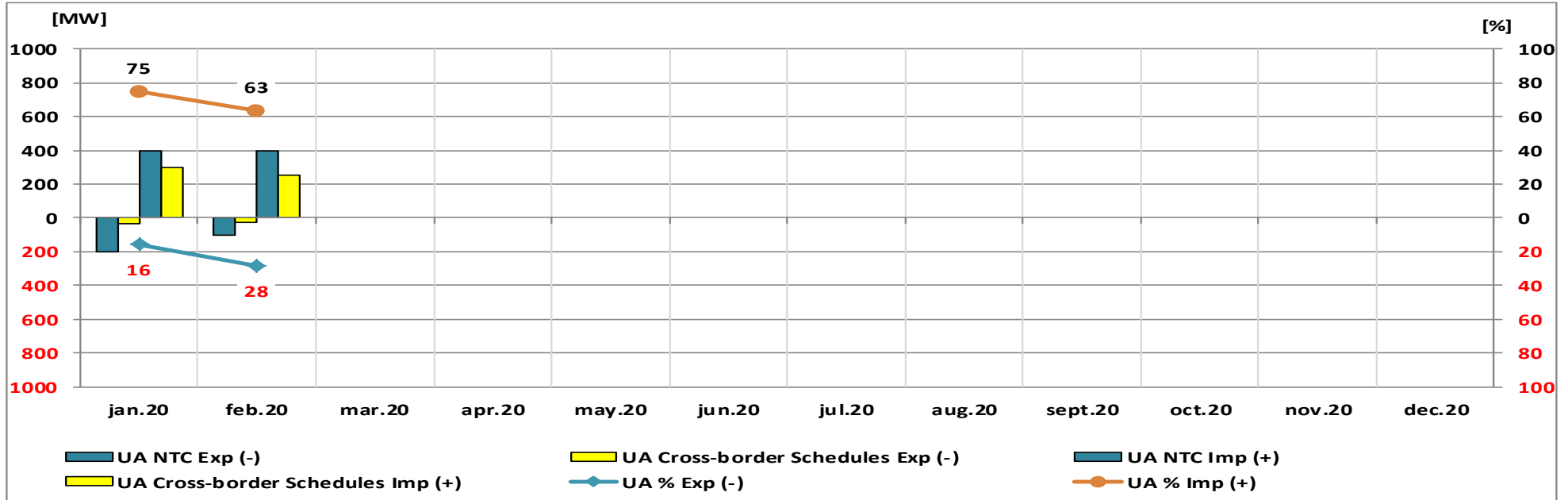


Transelectrica®  
Societate Administrată în Sistem Dualist

# Market for Allocation of Cross-Border Capacities

## Usage Level of NTC on Romanian – Ukrainian border

CET



Ukraine (monthly averages values, MW)	jan.20	feb.20	mar.20	apr.20	may.20	jun.20	jul.20	aug.20	sept.20	oct.20	nov.20	dec.20
UA NTC Exp (-)	-200	-100										
UA Cross-border Schedules Exp (-)	-31.7	-28.5										
UA NTC Imp (+)	400	400										
UA Cross-border Schedules Imp (+)	299	254										

The level of usage was calculated as ratio between total cross-border schedules (capacity nominated on long and short term) and NTC. From the beginning of the year, the average values (arithmetic) of usage level are: 22.17% on export direction and 69.14% on import direction.



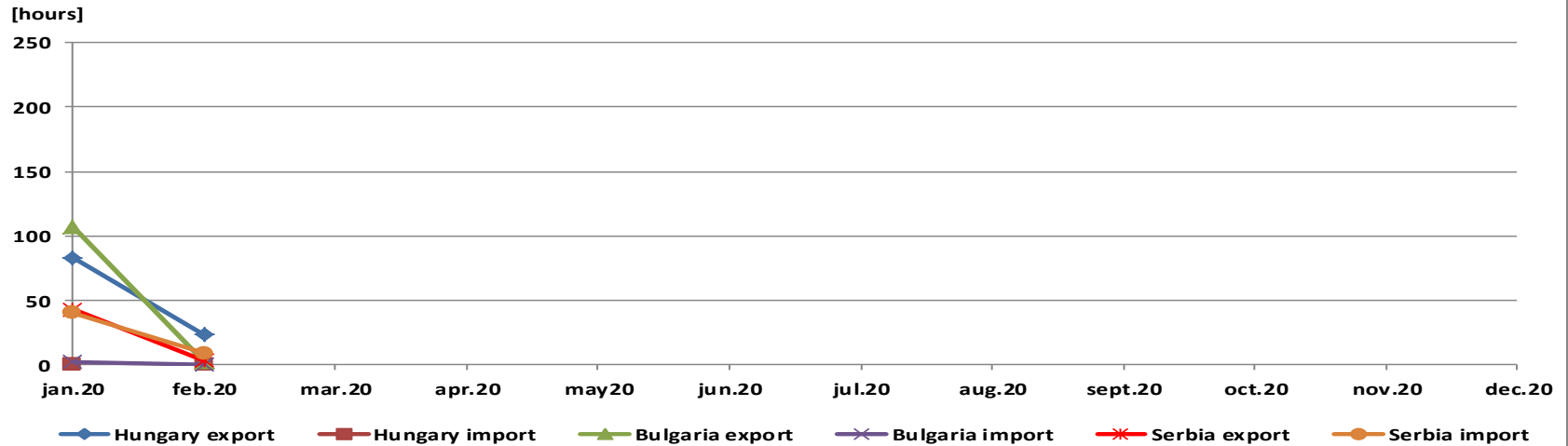
Transelectrica®  
Societate Administrată în Sistem Dualist

# Market for Allocation of Cross-Border Capacities

## Maximization of NTC Usage

CET

Number of hours in which the sum of nominated cross-border schedules is higher than NTC



Number of hours	jan.20	feb.20	mar.20	apr.20	may20	jun.20	jul.20	aug.20	sept.20	oct.20	nov.20	dec.20
Hungary export	83	23										
Hungary import	0	0										
Bulgaria export	107	2										
Bulgaria import	2	0										
Serbia export	43	3										
Serbia import	40	9										

By making efficient use of the interconnection (applying “netting” principle in daily and intra-day offered capacity calculation) there are some hours in which sum of nominated cross-border schedules is higher than the NTC.



## Synthesis (C1, C3, HHI) on type of auction and total values

February 2020

Border	Auction												Total		
	Yearly			Monthly			Daily			Intraday					
	C1 [%]	C3 [%]	HHI	C1 [%]	C3 [%]	HHI	C1 [%]	C3 [%]	HHI	C1 [%]	C3 [%]	HHI	C1 [%]	C3 [%]	HHI
<i>Hungary import</i>	28.57	57.43	1565	17.86	47.50	1207	-	-	-	-	-	-	17.14	45.56	1087
<i>Hungary export</i>	27.51	55.87	1432	29.54	72.24	1715	-	-	-	-	-	-	28.41	50.63	1246
<i>Bulgaria import</i>	36.00	56.00	1769	41.67	75.00	2383	26.18	62.04	1637	-	-	-	19.01	55.85	990
<i>Bulgaria export</i>	22.09	56.63	1517	20.83	46.39	1057	20.41	48.03	1214	-	-	-	14.23	35.07	734
<i>Serbia import</i>	20.00	56.00	1522	33.33	87.56	2702	42.93	76.55	2624	96.62	100.00	9347	20.00	50.21	1331
<i>Serbia export</i>	30.40	68.00	1899	27.78	62.22	1665	28.11	64.37	1829	92.32	100.00	8582	18.79	50.44	1223
<i>Ukraine import</i>	-	-	-	25.00	65.25	1890	-	-	-	-	-	-	25.00	65.25	1890
<i>Ukraine export</i>	-	-	-	50.00	95.00	3550	-	-	-	-	-	-	50.00	95.00	3550
<i>Moldavia import</i>	-	-	-	-	-	-	-	-	-	-	-	-	-	-	-

Note:

- On the Hungarian border the implicit daily allocation is done through the market coupling mechanism of CZ-SK-HU day-ahead electricity markets (starting with 20.11.2014) and implicit intraday allocation is organized due to the integration of Romanian intraday market in SIDC - Single Intra-Day Market (starting with 20.11.2019).
- On the Bulgarian border implicit intraday allocation is organized due to the integration of Romanian intraday market in SIDC (Single Intra-Day Market) (starting with 20.11.2019).





**Email: [Monitorizare.Piata@transelectrica.ro](mailto:Monitorizare.Piata@transelectrica.ro)**

**Fax: 021 3035630**