



Transelectrica®
Societate Administrată în Sistem Dualist

MARKET MONITORING REPORT

Market for Allocation of Cross-Border Capacities

March 2020



ANRE - Romanian Energy Regulatory Authority

HHI - Herfindahl-Hirschman Index

BRP - Balance Responsible Party

BM - Balancing Market

DAM - Day Ahead Market

TSO - Transmission System Operator

DU – Dispatchable Unit

PN – Physical Notification

NDC - National Dispatching Center

C1 – The market share of the largest market participant

C3 – Total market share of top 3 market participants

NPS – Minimum number of residual generators

TTC – Total Transfer Capacity

NTC – Net Transfer Capacity

ATC – Available Transfer Capacity

Transelectrica, the Romanian Transmission System Operator, operates and monitors the activity of 3 types of markets: Balancing Market, Ancillary Services Market and Market for Allocation of Cross-Border Capacities.

Using the records from the markets data base, Transelectrica prepares daily, weekly and monthly monitoring reports. A part of the data included in these reports (those data which are not confidential) is published on the website **www.transelectrica.ro**

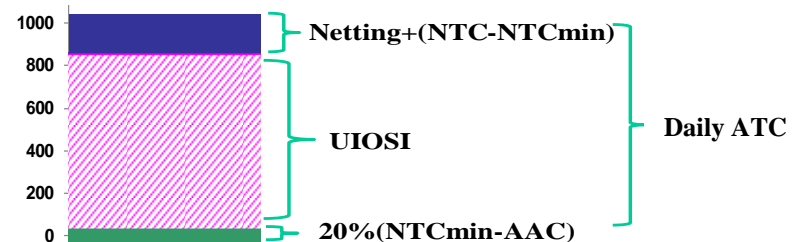
General Remarks



Transelectrica®

Societate Administrată în Sistem Dualist

- According to the agreements between Transelectrica and neighbors for year 2020 :
 - ✓ on the Bulgarian border, the bilateral coordinated allocation is done for 100% of total capacity by Transelectrica for daily auctions. Starting with 20.11.2019, implicit intraday allocation with continuous trading is organized on the Bulgarian border, due to the integration of Romanian intraday market in SIDC (Single Intra-Day Market). In the event of decoupling, no explicit intraday auctions are organized on RO – BG border; the “netting” is applied to daily and intraday allocation.
 - ✓ on the Hungarian border, starting with 20.11.2019 is organized implicit intraday allocation with continuous trading, due to the integration of Romanian intraday market in SIDC (Single Intra-Day Market). In the event of decoupling, no explicit intraday auctions are organized on RO – HU border. Implicit daily allocations are held since the CZ-SK-HU-RO day-ahead market coupling. In the event of decoupling, MAVIR is in charge with the explicit daily auctions (shadow auctions) for RO-HU border. The “netting” is applied to daily and intraday allocation.
 - ✓ on the Serbian border, the bilateral coordinated allocation, is done for 100% of total capacity by EMS (Serbia) for daily auctions and by Transelectrica for long term and intraday auctions. The “netting” is applied to daily and intraday allocation. The intraday allocation is done in six auction sessions for time intervals: 00:00-04:00, 04:00-08:00, 08:00-12:00, 12:00-16:00, 16:00-20:00, 20:00-00:00 CET.
 - ✓ *UIOSI* („use it or sell it”) principle is applied on Hungarian, Bulgarian and Serbian borders.
 - ✓ the long term auctions on Hungarian and Bulgarian borders are held by Joint Allocation Office (JAO) based on Allocation Rules for Forward Capacity Allocation (HAR) and border specific Annex. On these borders it is applied:
 - ✓ reservation of a percentage of interconnection capacity for short term auction, offered capacity being calculated as 80% of the minimum of available capacities of all periods of the month;



- Transelectrica’s auctions are held on Damas platform, with euro currency trading;
- On Romania – Bulgaria, Romania – Serbia and Romania – Hungary border, the use of the physical transport rights is performed in accordance with the m:n nomination principle, for all time horizons.



- Long term auction results on the Hungarian and Bulgarian borders are provide by JAO and daily auction results on the Serbian border (auction prices, allocated capacities) are provided by the respective TSO.
- Usage of allocated capacity on Ukrainian and Moldavian border is restricted by Ukrainian TSO agreement and respectively by the approval of the distribution operator of the passive consumption islands.
- Monthly auctions for March 2020 were held as:
 - ✓ import Hungary*: 01.03 – 31.03.2020;
 - ✓ export Hungary: 01.03.2020; 02.03 – 06.03.2020; 07.03 – 08.03.2020; 09.03 – 10.03.2020; 11.03 – 29.03.2020; 30.03 – 31.03.2020;
 - ✓ import/export Bulgaria*: 01.03 – 31.03.2020;
 - ✓ import Serbia: 01.03 – 31.03.2020;
 - ✓ export Serbia: 01.03.2020; 02.03 – 13.03.2020; 14.03 – 15.03.2020; 16.03 – 27.03.2020; 28.03 – 29.03.2020; 30.03 – 31.03.2020;
 - ✓ import Ukraine: 01.03 – 15.03.2020; 16.03 – 22.03.2020; 23.03 – 29.03.2020; 30.03 – 31.03.2020;
 - ✓ export Ukraine: 01.03 – 29.03.2020.
- In March 2020 there were no auctions held on Moldavian border. Available capacity on the export direction to Ukraine was zero during the period 30 – 31.03.2020.

* according to the allocation rules, monthly offered capacity was calculated taking into account the minimum of NTC's monthly values.

Monthly auction Results of 01 – 31 March 2020

	Prices [euro/MWh]	Capacities [MW]								
	Results	TTC	NTC	ATC	AAC	Reserved	Offered	Requested	Allocated	Final Rights*
Hungary export										
01 March 2020	0.33	800	700	351	349	0	280	2298	279	628
02 - 06 March 2020	0.33	700	600	251	349	0	201	2298	195	544
07 - 08 March 2020	0.33	800	700	351	349	0	280	2298	279	628
09 - 10 March 2020	0.33	750	650	301	349	0	241	2298	235	584
11 - 29 March 2020	0.33	800	700	351	349	0	280	2298	279	628
30 - 31 March 2020	0.33	500	400	51	349	0	41	2298	32	381
Hungary import										
01 - 31 March 2020	0.78	800	700	350	350	0	280	2595	280	630
Bulgaria export										
01 - 31 March 2020	0.35	900	800	551	249	0	440	2769	440	689
Bulgaria import										
01 - 31 March 2020	0.09	900	800	550	250	0	440	2773	439	689

Note:

ATC values on Hungarian and Bulgarian borders are calculated before the reservation of capacity. Offered capacity includes reservation and returned capacity.

Requested = requested capacity that remains after automatic rejection of the offers with credit limit exceeded

Final rights = monthly allocated capacity + yearly allocated capacity after returns and withdrawals.



Transelectrica®
Societate Administrată în Sistem Dualist

Market for Allocation of Cross-Border Capacities

Monthly auction Results of 01 – 31 March 2020

	Prices [euro/MWh]	Capacities [MW]								
	Results	TTC	NTC	ATC	AAC	Reserved	Offered	Requested	Allocated	Final Rights*
Serbia export										
01 March 2020	0.04	800	700	450	250	-	450	614	450	700
02 - 13 March 2020	0.11	700	600	350	250	-	350	659	350	600
14 - 15 March 2020	0.07	750	650	400	250	-	400	704	400	650
16 - 27 March 2020	0.16	800	700	450	250	-	450	779	450	700
28 - 29 March 2020	0.13	700	600	350	250	-	350	674	350	600
30 - 31 March 2020	0.50	400	300	50	250	-	50	279	50	300
Serbia import										
01 - 31 March 2020	0.29	900	800	550	250	-	550	1041	550	800
Ukraine export										
01 - 29 March 2020	1.55	200	100	100	-	-	100	245	100	100
30 - 31 March 2020	-	0	0	-	-	-	-	-	-	-
Ukraine import										
01 - 15 March 2020	0.50	400	300	300	-	-	300	445	300	300
16 - 22 March 2020	0.37	500	400	400	-	-	400	545	400	400
23 - 29 March 2020	0.41	400	300	300	-	-	300	445	300	300
30 - 31 March 2020	0.41	200	100	100	-	-	100	225	100	100
Moldavia export										
01 - 31 March 2020	-	-	-	-	-	-	-	-	-	-
Moldavia import										
01 - 31 March 2020	-	-	-	-	-	-	-	-	-	-
RO_Vulcanesti										
01 - 31 March 2020	-	-	-	-	-	-	-	-	-	-
RO_Costesti										
01 - 31 March 2020	-	-	-	-	-	-	-	-	-	-
RO_Cioara										
01 - 31 March 2020	-	-	-	-	-	-	-	-	-	-

Offered capacity includes reservation and returned capacity.

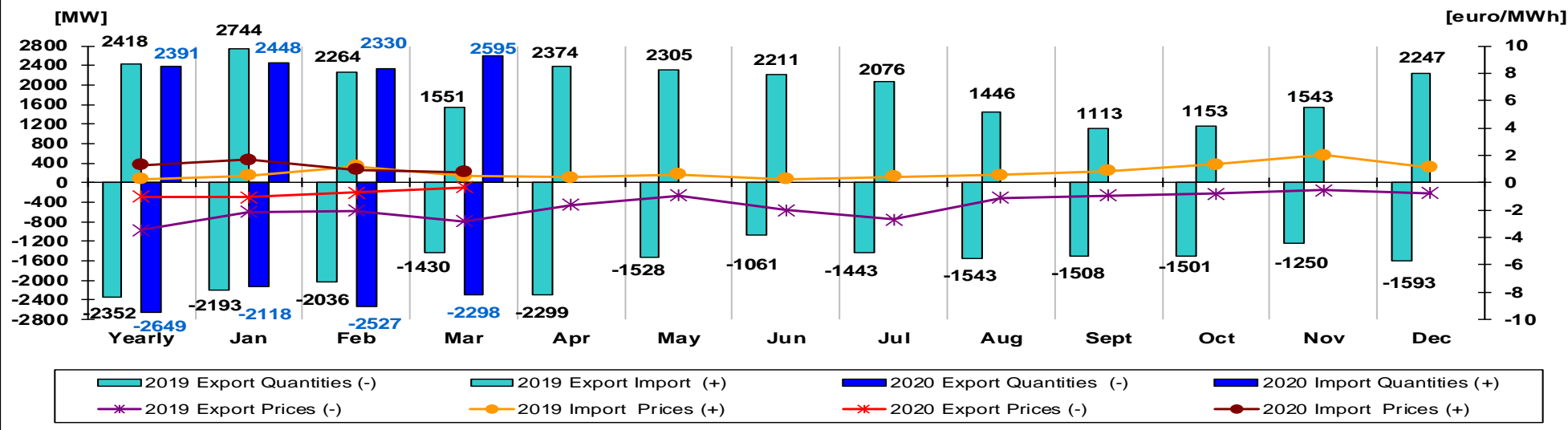
Requested = requested capacity that remains after automatic rejection of the offers with credit limit exceeded

Final rights = monthly allocated capacity + yearly allocated capacity after returns and withdrawals.

Market for Allocation of Cross-Border Capacities



Weighted average of requested capacities correlated with auction clearing price (weighted with allocated capacities) on Hungarian border



Border	Yearly	Jan. 20	Feb.20	Mar.20	Apr.20	May 20	Jun. 20	Jul. 20	Aug. 20	Sept. 20	Oct. 20	Nov.20	Dec. 20
Hungary export	1.03	1.05	0.72	0.33									
Hungary import	1.28	1.67	0.96	0.78									

Border	Yearly	Jan. 19	Feb.19	Mar.19	Apr.19	May 19	Jun. 19	Jul. 19	Aug. 19	Sept. 19	Oct. 19	Nov.19	Dec. 19
Hungary export	3.46	2.14	2.07	2.81	1.61	0.96	2.02	2.71	1.13	0.94	0.81	0.57	0.75
Hungary import	0.24	0.51	1.19	0.49	0.37	0.59	0.27	0.42	0.56	0.87	1.31	2.00	1.13

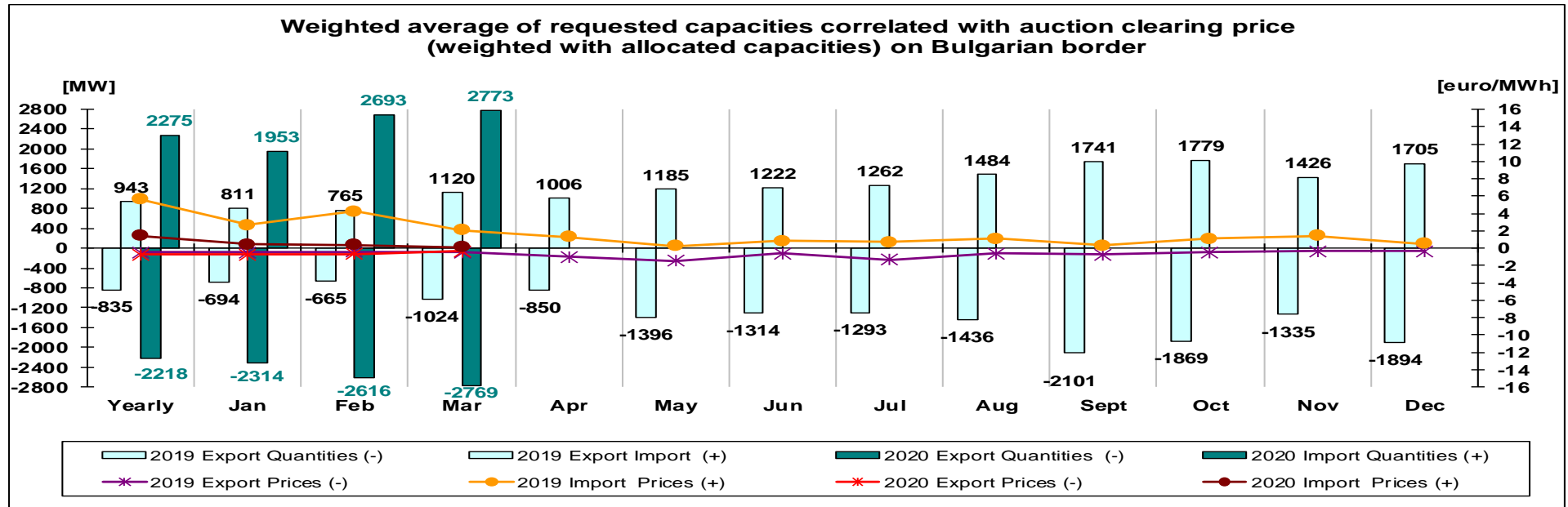
- Compared with previous year, in March 2020 the auction price significantly decreased on export direction, while offered capacity and requested capacity were higher. On import direction, monthly auction price increased compared with similar period of previous year, while offered capacity and requested capacity were higher.



Transelectrica®

Societate Administrată în Sistem Dualist

Market for Allocation of Cross-Border Capacities



Border	Yearly	Jan. 20	Feb.20	Mar.20	Apr.20	May 20	Jun. 20	Jul. 20	Aug. 20	Sept. 20	Oct. 20	Nov.20	Dec. 20
Bulgaria export	0.77	0.71	0.68	0.35									
Bulgaria import	1.43	0.41	0.40	0.09									

Border	Yearly	Jan. 19	Feb.19	Mar.19	Apr.19	May 19	Jun. 19	Jul. 19	Aug. 19	Sept. 19	Oct. 19	Nov.19	Dec. 19
Bulgaria export	0.51	0.47	0.44	0.46	1.03	1.45	0.58	1.36	0.61	0.71	0.51	0.37	0.35
Bulgaria import	5.60	2.67	4.24	2.09	1.27	0.27	0.82	0.68	1.11	0.31	1.11	1.42	0.51

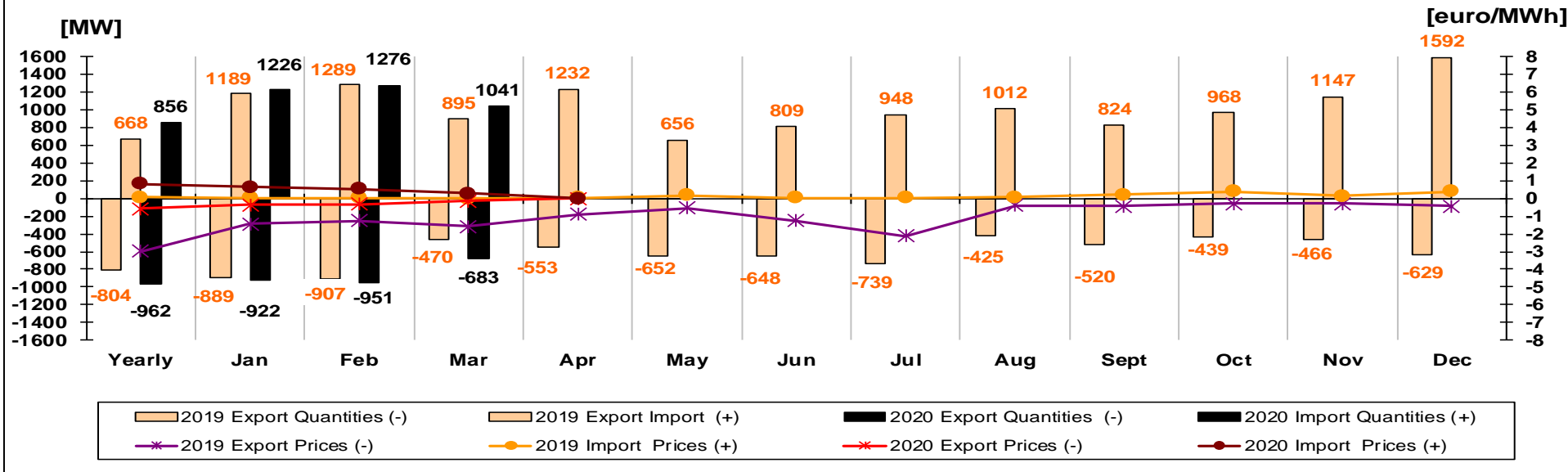
- Compared with previous year, in March 2020 the auction price slightly decreased on export direction, while offered capacity and requested capacity were higher. On import direction, monthly auction price significantly decreased compared with similar period of previous year, while offered capacity and requested capacity were higher.

Market for Allocation of Cross-Border Capacities



Transelectrica®
Societate Administrată în Sistem Dualist

Weighted average of requested capacities correlated with auction clearing price (weighted with allocated capacities) on Serbian border



Border	Yearly	Jan. 20	Feb.20	Mar.20	Apr.20	May 20	Jun. 20	Jul. 20	Aug. 20	Sept. 20	Oct. 20	Nov.20	Dec. 20
Serbia export	0.56	0.36	0.32	0.13									
Serbia import	0.82	0.66	0.52	0.29									

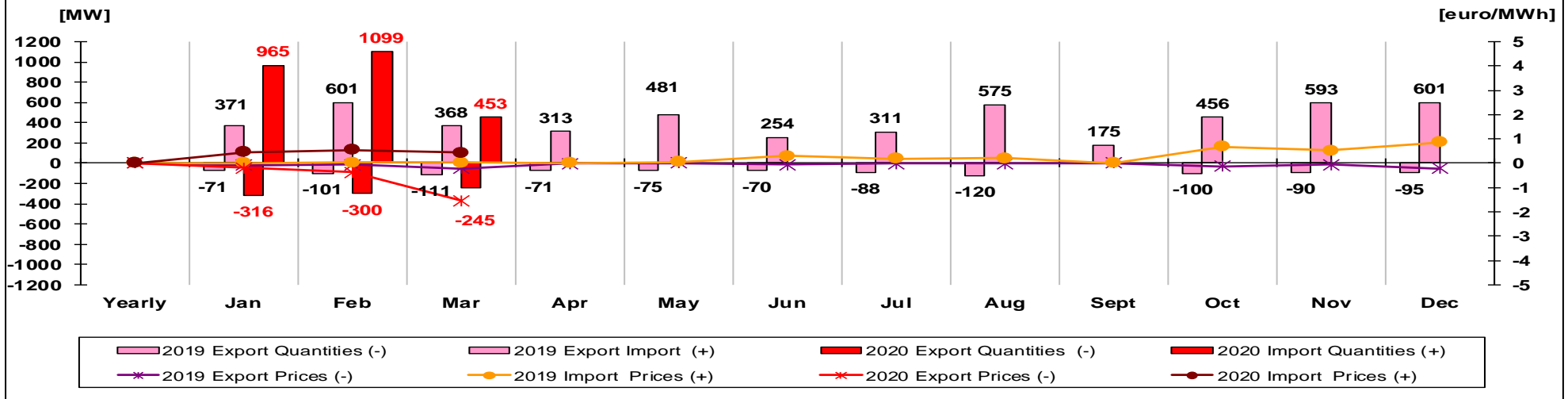
Border	Yearly	Jan. 19	Feb.19	Mar.19	Apr.19	May 19	Jun. 19	Jul. 19	Aug. 19	Sept. 19	Oct. 19	Nov.19	Dec. 19
Serbia export	2.97	1.42	1.27	1.58	0.88	0.55	1.24	2.13	0.38	0.45	0.28	0.29	0.43
Serbia import	0.07	0.03	0.03	0.01	0.03	0.16	0.04	0.03	0.06	0.21	0.39	0.13	0.41

- Compared with previous year, in March 2020 the auction price decreased on export direction, while offered capacity and requested capacity were higher. In March 2020, monthly auction price increased on import direction, while offered capacity did not vary and requested capacity was higher.

Market for Allocation of Cross-Border Capacities



Weighted average of requested capacities correlated with auction clearing price (weighted with allocated capacities) on Ukrainian border



Border	Yearly	Jan. 20	Feb.20	Mar.20	Apr.20	May 20	Jun. 20	Jul. 20	Aug. 20	Sept. 20	Oct. 20	Nov.20	Dec. 20
Ukraine export	-	0.20	0.37	1.55									
Ukraine import	-	0.45	0.55	0.44									

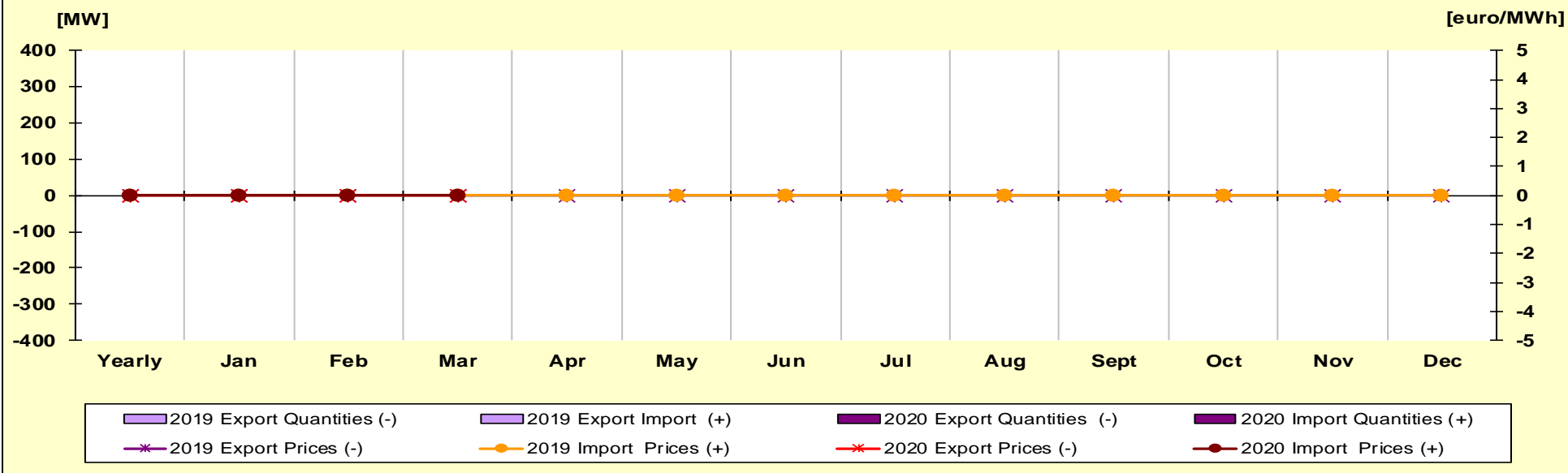
Border	Yearly	Jan. 19	Feb.19	Mar.19	Apr.19	May 19	Jun. 19	Jul. 19	Aug. 19	Sept. 19	Oct. 19	Nov.19	Dec. 19
Ukraine export	-	0.08	0.07	0.22	0.01	0.00	0.07	0.02	0.01	-	0.13	0.07	0.21
Ukraine import	-	0.00	0.04	0.02	0.00	0.06	0.29	0.18	0.21	0.01	0.68	0.527	0.85

- Compared with previous year, in March 2020 the auction price increased on import direction, while the offered capacity was lower, and the requested capacity was higher. On export direction, the auction price increased, while the offered capacity and requested capacity were higher.

Market for Allocation of Cross-Border Capacities



Weighted average of requested capacities correlated with auction clearing price (weighted with allocated capacities) on Moldavian border



Border	Yearly	Jan. 20	Feb.20	Mar.20	Apr.20	May 20	Jun. 20	Jul. 20	Aug. 20	Sept. 20	Oct. 20	Nov.20	Dec. 20
Moldavia export	-	-	-	-									
Moldavia import	-	-	-	-									

Border	Yearly	Jan. 19	Feb.19	Mar.19	Apr.19	May 19	Jun. 19	Jul. 19	Aug. 19	Sept. 19	Oct. 19	Nov.19	Dec. 19
Moldavia export	-	-	-	-	-	-	-	-	-	-	-	-	-
Moldavia import	-	-	-	-	-	-	-	-	-	-	-	-	-

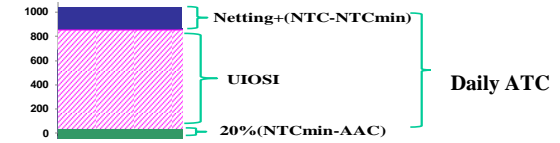


Transelectrica®
Societate Administrată în Sistem Dualist

Market for Allocation of Cross-Border Capacities

Daily implicit Auctions on Romanian – Hungarian border

Reserved Capacity [MW] average value		Unused Capacity [MW] average value	
RO-HU	HU-RO	RO-HU	HU-RO
63	70	586	520



Hungary March 2020



Public

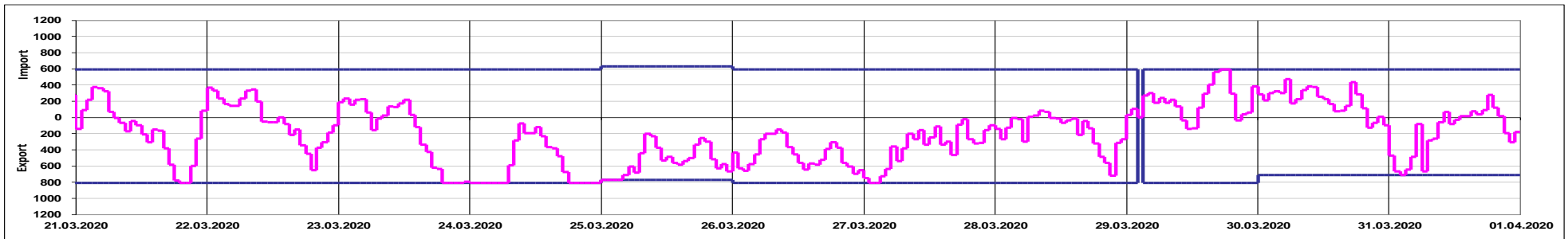
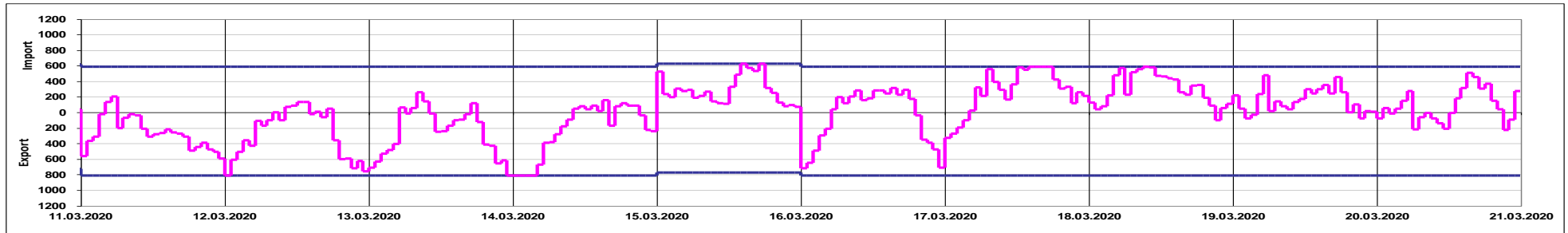
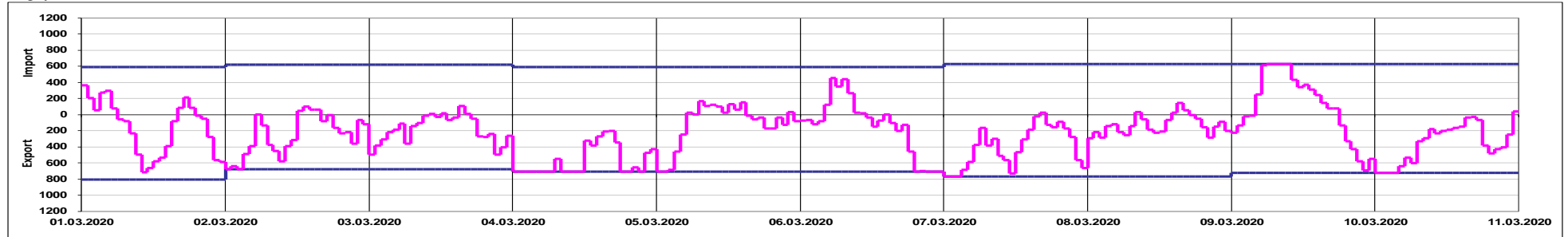


Transelectrica®
Societate Administrată în Sistem Dualist

Market for Allocation of Cross-Border Capacities

Daily implicit Auctions on Romanian – Hungarian border

Hungary March 2020



Offered Capacity on Daily Auction [MW]

Net Position Border RO - HU [MWh]

Public

Market for Allocation of Cross-Border Capacities

Daily implicit Auctions on Romanian – Hungarian border



DAM Prices RO [Euro/MWh]

Day	1	2	3	4	5	6	7	8	9	10	11	12	13	14	15	16	17	18	19	20	21	22	23	24	Max
1	29.95	24.05	23.36	20.57	19.55	20.78	21.15	26.45	23.90	24.79	25.50	26.99	23.99	21.99	20.99	24.08	27.61	37.40	39.98	39.98	38.63	33.57	29.50	25.00	39.98
2	20.78	20.55	18.76	18.48	19.90	26.08	35.01	43.95	43.53	41.00	38.86	38.05	38.02	38.09	39.48	40.23	43.00	46.44	54.34	50.60	42.61	39.32	36.01	30.05	54.34
3	30.59	28.36	26.34	25.23	25.97	29.46	37.83	43.63	45.50	43.00	40.90	40.00	36.46	36.19	37.02	37.99	39.74	42.92	49.10	45.93	41.95	37.92	33.36	28.54	49.10
4	28.63	27.00	25.80	24.20	25.36	29.94	37.00	45.88	46.75	43.66	39.30	38.11	36.75	36.45	37.82	40.22	41.58	45.00	57.45	53.84	45.76	38.87	35.51	31.30	57.45
5	29.12	27.36	26.95	26.27	27.21	31.92	41.04	51.59	56.42	50.02	43.95	42.08	38.83	37.18	37.03	38.90	40.98	48.01	63.82	57.59	43.39	35.14	29.93	23.10	63.82
6	27.81	23.00	21.27	21.07	21.94	29.09	40.99	48.64	50.80	48.34	42.19	39.87	39.82	36.30	36.05	38.41	41.91	44.77	51.61	44.01	41.08	30.80	29.13	24.11	51.61
7	26.83	26.21	24.93	25.23	25.50	25.29	26.72	35.14	38.06	37.44	34.94	31.99	29.11	26.83	25.13	26.68	29.96	36.27	41.85	41.45	37.02	31.28	29.60	26.50	41.85
8	21.00	18.06	17.63	15.99	14.51	14.76	12.63	16.98	18.97	21.80	21.62	21.73	20.05	17.92	17.27	21.01	26.22	38.87	46.56	48.47	47.06	37.62	32.03	26.81	48.47
9	24.82	24.25	23.63	23.82	24.14	28.87	41.38	52.50	61.73	51.27	42.53	40.00	39.16	38.41	38.45	40.36	43.29	48.90	56.09	54.94	45.27	36.70	30.00	26.81	61.73
10	20.80	18.71	17.46	15.70	16.21	20.79	28.20	34.30	36.16	33.95	32.72	31.59	32.15	31.56	31.76	32.70	34.62	45.01	56.01	45.96	36.61	28.89	24.95	19.91	56.01
11	20.05	16.01	14.54	11.71	14.59	22.62	44.06	45.45	45.59	40.88	35.05	32.44	29.84	28.57	28.06	29.06	31.22	42.65	60.04	63.87	53.31	43.74	36.94	34.82	63.87
12	30.72	26.78	26.07	26.78	29.06	33.85	42.78	46.42	44.24	37.78	33.22	32.86	30.72	29.28	31.27	34.88	38.84	45.46	61.29	63.03	51.20	40.62	34.95	30.75	63.03
13	29.07	25.38	24.13	24.64	27.22	30.97	38.82	43.54	45.59	43.27	39.41	37.22	35.06	33.02	34.20	36.33	36.95	40.09	44.78	42.74	39.74	36.44	36.70	29.07	45.59
14	24.71	18.69	20.14	26.79	30.04	32.17	34.38	36.54	35.41	35.03	33.22	33.03	32.11	31.15	31.54	35.35	37.39	40.91	46.57	45.57	39.60	37.71	31.40	25.90	46.57
15	24.61	18.77	11.20	8.03	7.59	7.00	7.63	8.30	7.20	7.12	8.07	8.24	2.08	1.15	2.08	2.08	14.39	28.44	37.86	38.82	36.57	30.02	28.81	24.10	38.82
16	20.43	19.13	18.50	17.50	19.00	22.50	34.80	38.56	36.88	32.63	27.74	26.88	26.13	25.44	27.76	29.40	35.35	41.20	52.92	56.67	47.91	40.58	36.83	31.53	56.67
17	29.50	27.19	25.54	25.81	25.00	27.84	35.18	38.62	38.01	34.06	29.65	27.84	25.90	25.90	26.78	29.06	35.29	40.89	47.25	46.60	38.30	31.55	29.06	25.31	47.25
18	23.34	20.73	19.56	18.73	20.10	24.92	36.58	36.82	30.56	28.61	24.82	24.87	23.61	23.35	24.76	27.91	31.66	40.45	43.87	45.97	40.75	35.71	32.48	28.31	45.97
19	24.34	22.59	22.43	22.22	22.51	24.28	31.79	35.34	35.44	31.30	27.11	26.48	25.73	25.30	26.21	27.92	31.91	35.79	45.20	47.30	38.27	34.46	31.45	27.08	47.30
20	25.09	22.66	21.51	21.51	21.51	23.36	27.88	30.50	30.00	26.59	24.87	24.07	22.58	21.01	21.18	21.79	23.66	28.18	38.00	40.33	34.00	28.07	27.66	20.64	40.33
21	25.08	21.52	18.58	16.62	17.49	18.46	20.68	24.57	24.57	23.63	22.00	20.00	18.97	17.91	15.91	17.96	22.71	28.70	36.91	36.75	30.35	29.05	24.53	20.02	36.91
22	16.84	10.32	8.44	6.19	7.34	8.95	8.31	9.14	10.32	13.02	13.05	10.95	10.14	3.21	6.19	10.94	18.13	28.69	40.67	40.74	36.12	30.56	24.56	20.64	40.74
23	14.04	13.50	13.55	13.15	13.58	18.39	24.76	28.25	24.77	22.81	20.06	16.80	15.39	15.07	15.14	19.08	22.57	27.63	33.08	33.23	30.34	23.74	23.74	20.06	33.23
24	14.44	11.70	12.39	12.92	14.04	17.96	22.50	27.05	24.56	21.27	18.47	17.73	16.48	15.92	16.10	16.31	19.18	25.82	30.34	29.83	24.77	20.64	20.64	16.06	30.34
25	17.22	16.10	16.10	17.96	18.64	20.93	25.51	28.60	27.14	26.95	28.06	28.92	29.92	28.43	26.95	27.92	32.53	37.52	43.61	47.48	40.67	32.42	26.63	22.54	47.48
26	19.92	19.09	19.02	18.66	19.06	19.91	25.19	28.92	28.04	27.65	25.24	25.20	26.00	24.91	24.07	23.76	24.77	28.69	34.53	34.68	29.74	25.67	24.51	22.25	34.68
27	20.05	18.61	18.61	18.29	19.12	19.68	23.30	27.69	26.21	25.82	23.90	23.27	22.74	22.05	23.77	25.67	28.76	34.37	40.73	44.81	39.88	32.85	29.77	26.04	44.81
28	28.02	23.13	20.92	19.93	20.99	24.01	30.25	30.13	30.09	27.87	27.09	26.11	27.51	27.22	27.71	31.01	34.07	45.96	56.91	59.36	50.91	39.12	30.41	29.07	59.36
29	20.69	10.36	-	7.66	4.00	4.05	9.02	15.14	12.65	20.41	19.22	16.51	17.11	11.29	10.35	15.95	24.20	30.41	38.69	45.96	44.00	36.97	34.76	26.69	45.96
30	23.71	20.48	17.75	17.31	19.21	22.47	32.59	41.53	38.69	36.83	33.07	32.74	34.76	34.71	34.59	36.41	36.83	33.49	39.42	47.38	45.51	38.69	33.01	28.72	47.38
31	24.01	22.95	21.75	23.80	22.52	26.32	33.70	38.16	38.02	31.61	27.69	28.34	29.54	29.98	29.07	30.12	30.41	31.10	36.14	47.18	41.03	34.86	32.71	26.87	47.18

Average **29.68 EUR/MWh**

Public



Transelectrica®
Societate Administrată în Sistem Dualist

Market for Allocation of Cross-Border Capacities

Daily implicit Auctions on Romanian – Hungarian border

Congestion Prices [Euro/MWh]

Day	1	2	3	4	5	6	7	8	9	10	11	12	13	14	15	16	17	18	19	20	21	22	23	24	Max
1	-	-	-	-	-	-	-	-	-	-	-	-	-	-	-	-	-	-	-	-	-	-	-	-	0.00
2	0.99	-	0.02	-	-	-	-	-	-	-	-	-	-	-	-	-	-	-	-	-	-	-	-	-	0.99
3	-	-	-	-	-	-	-	-	-	-	-	-	-	-	-	-	-	-	-	-	-	-	-	-	0.00
4	0.59	1.00	0.64	1.60	1.23	0.42	2.10	-	0.85	0.94	2.00	0.59	-	-	-	-	-	0.58	1.45	-	0.12	-	-	-	2.10
5	0.24	0.61	-	-	-	-	-	-	-	-	-	-	-	-	-	-	-	-	-	-	-	-	-	-	0.61
6	-	-	-	-	-	-	-	-	-	-	-	-	-	-	-	-	-	-	-	4.30	-	1.90	2.39	2.58	4.30
7	4.11	0.89	1.18	-	-	-	-	-	-	-	-	-	-	-	-	-	-	-	-	-	-	-	-	-	4.11
8	-	-	-	-	-	-	-	-	-	-	-	-	-	-	-	-	-	-	-	-	-	-	-	-	0.00
9	-	-	-	-	-	-	3.01	5.45	12.95	5.63	-	-	-	-	-	-	-	-	-	-	-	-	-	-	12.95
10	3.87	4.22	2.41	1.43	-	-	-	-	-	-	-	-	-	-	-	-	-	-	-	-	-	-	-	-	4.22
11	-	-	-	-	-	-	-	-	-	-	-	-	-	-	-	-	-	-	-	-	-	-	-	-	0.00
12	0.01	-	-	-	-	-	-	-	-	-	-	-	-	-	-	-	-	-	-	-	-	-	-	-	0.01
13	-	-	-	-	-	-	-	-	-	-	-	-	-	-	-	-	-	-	-	-	-	-	-	4.93	4.93
14	7.59	12.02	9.51	2.20	-	-	-	-	-	-	-	-	-	-	-	-	-	-	-	-	-	-	-	-	12.02
15	-	-	-	-	-	-	-	-	-	-	-	-	-	-	2.99	-	-	2.79	-	-	-	-	-	-	2.99
16	-	-	-	-	-	-	-	-	-	-	-	-	-	-	-	-	-	-	-	-	-	-	-	-	0.00
17	-	-	-	-	-	-	-	-	-	-	-	-	-	-	0.27	3.42	7.86	7.27	-	-	-	-	-	-	7.86
18	-	-	-	-	-	-	-	-	-	1.61	-	-	-	-	-	-	-	-	-	-	-	-	-	-	1.61
19	-	-	-	-	-	-	-	-	-	-	-	-	-	-	-	-	-	-	-	-	-	-	-	-	0.00
20	-	-	-	-	-	-	-	-	-	-	-	-	-	-	-	-	-	-	-	-	-	-	-	-	0.00
21	-	-	-	-	-	-	-	-	-	-	-	-	-	-	-	-	-	-	-	0.19	3.07	-	-	-	3.07
22	-	-	-	-	-	-	-	-	-	-	-	-	-	-	-	-	-	-	-	-	-	-	-	-	0.00
23	-	-	-	-	-	-	-	-	-	-	-	-	-	-	-	-	-	-	-	-	-	-	-	-	0.00
24	2.55	3.99	3.16	1.93	2.04	0.01	1.51	-	-	-	-	-	-	-	-	-	-	-	0.82	1.25	0.16	3.36	1.41	-	3.36
25	1.23	2.54	1.64	0.42	-	-	-	-	-	-	-	-	-	-	-	-	-	-	2.91	2.91	3.91	4.46	1.53	2.23	4.46
26	-	-	-	-	-	-	-	-	-	-	-	-	-	-	-	-	-	-	-	-	-	-	-	-	0.00
27	-	0.95	0.46	-	-	-	-	-	-	-	-	-	-	-	-	-	-	-	-	-	-	-	-	-	0.95
28	-	-	-	-	-	-	-	-	-	-	-	-	-	-	-	-	-	-	-	-	-	-	-	-	0.00
29	-	-	-	-	-	-	-	-	-	-	-	-	-	-	-	-	-	2.81	1.96	-	-	-	-	-	2.81
30	-	-	-	-	-	-	-	-	-	-	-	-	-	-	-	-	-	-	-	-	-	-	-	-	0.00
31	-	-	1.45	-	-	-	-	-	-	-	-	-	-	-	-	-	-	-	-	-	-	-	-	-	1.45

Average 2.55 EUR/MWh

Public

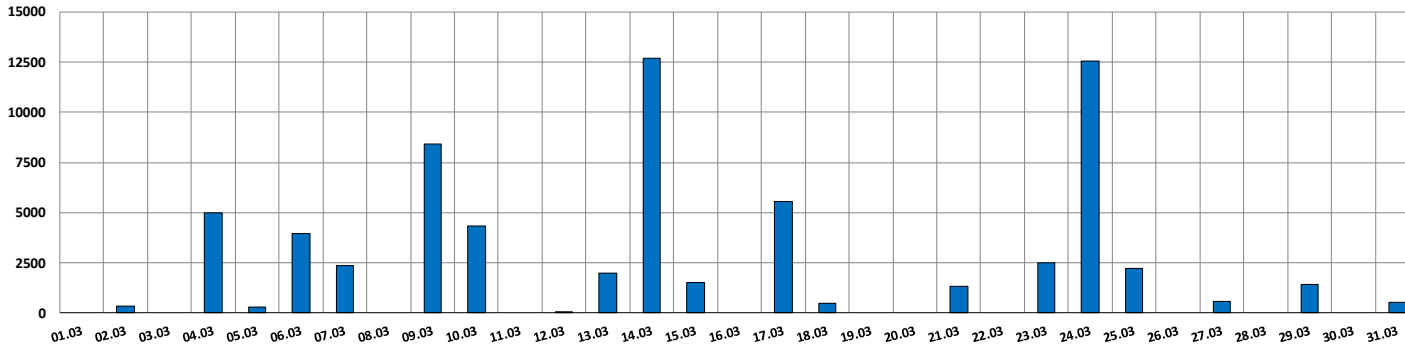


Transelectrica®
Societate Administrată în Sistem Dualist

Market for Allocation of Cross-Border Capacities

Daily implicit Auctions on Romanian – Hungarian border

Congestion Income RO



Day	Congestion Income border RO-HU [Euro]	Congestion Income RO [Euro]
01.03	0	0
02.03	689	344
03.03	0	0
04.03	10018	5009
05.03	604	302
06.03	7931	3965
07.03	4759	2379
08.03	0	0
09.03	16873	8436
10.03	8661	4331
11.03	0	0
12.03	8	4
13.03	3993	1997
14.03	25369	12685
15.03	3068	1534
16.03	0	0
17.03	11104	5552
18.03	950	475
19.03	0	0
20.03	0	0
21.03	2641	1320
22.03	0	0
23.03	5006	2503
24.03	25151	12575
25.03	4489	2245
26.03	0	0
27.03	1142	571
28.03	0	0
29.03	2814	1407
30.03	0	0
31.03	1030	515
Total	136298	68149

Daily Income [Euro]		Remuneration UIOSI [Euro]	
RO-HU	HU-RO	RO-HU	HU-RO
101489	34809	77996	29697
136298		107693	

TSO Income (Z-R) [Euro]	RO TSO Income (Z-R) [Euro]
28605	14302

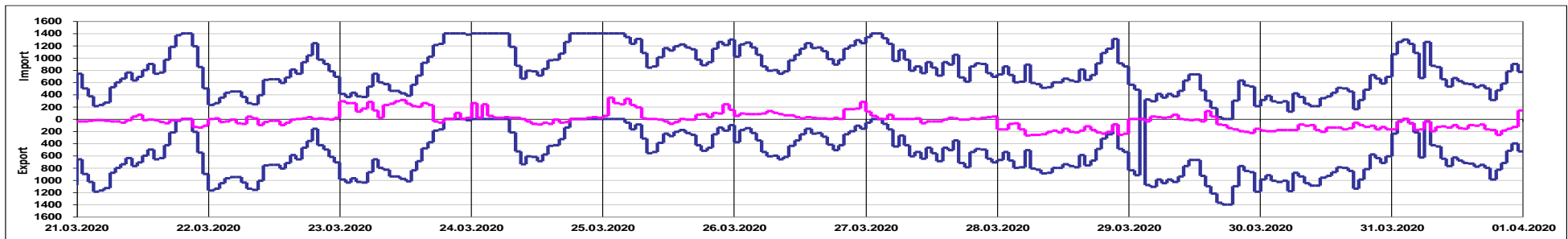
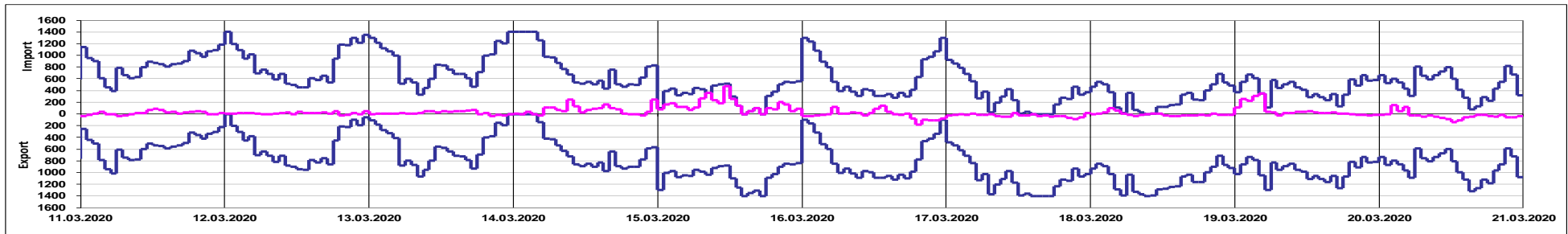
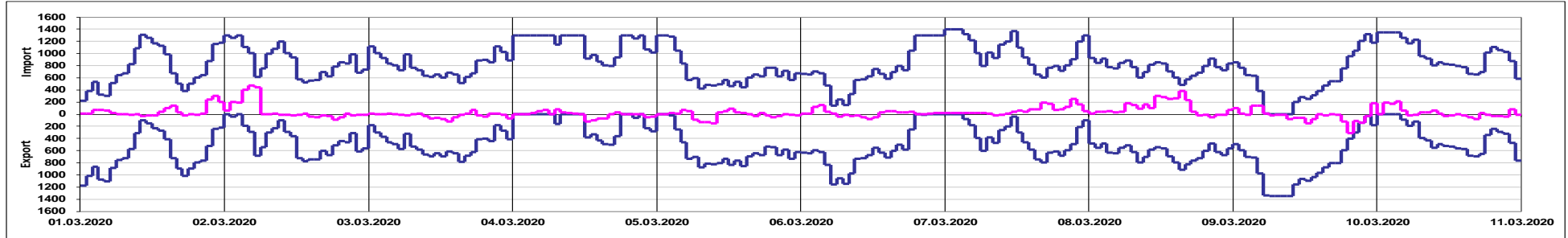


Transelectrica®
Societate Administrată în Sistem Dualist

Market for Allocation of Cross-Border Capacities

Implicit Intraday Auctions on Romanian – Hungarian border

Hungary March 2020



Offered Capacity on Intraday Auction [MW]

Net Position border RO - HU [MWh]

Public

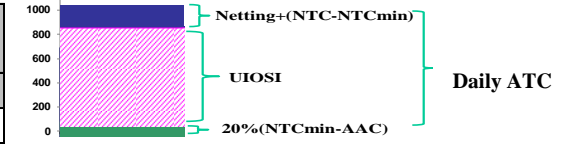


Transelectrica®
Societate Administrată în Sistem Dualist


Market for Allocation of Cross-Border Capacities

Daily Auctions on Romanian – Bulgarian border

Reserved Capacity [MW] average value		Unused Capacity [MW] average value	
RO-BG	BG-RO	RO-BG	BG-RO
111	110	530	649



Bulgaria March 2020



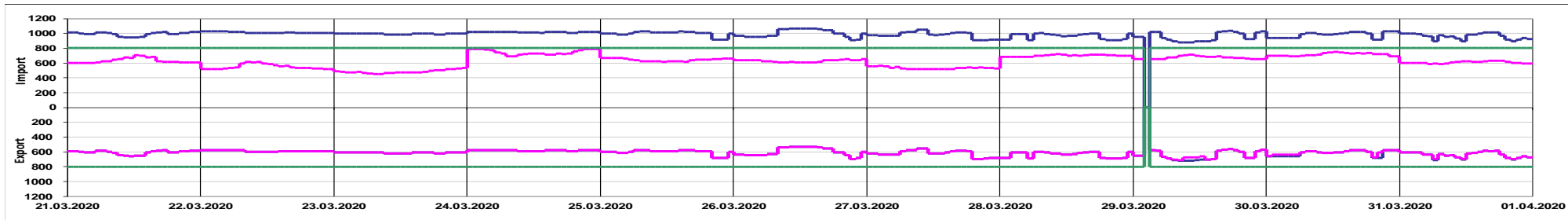
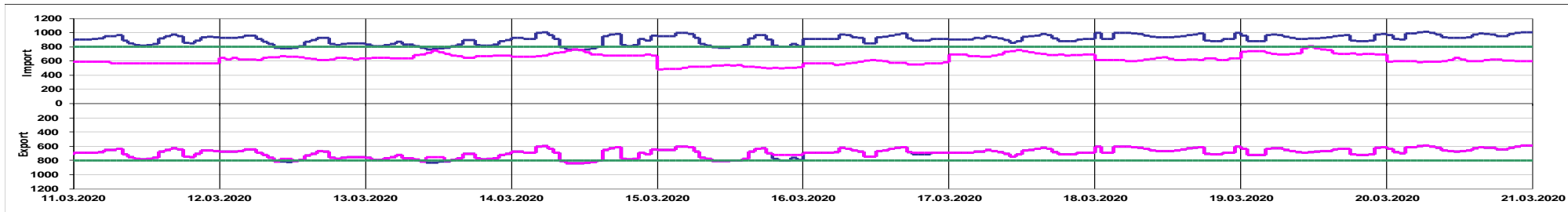
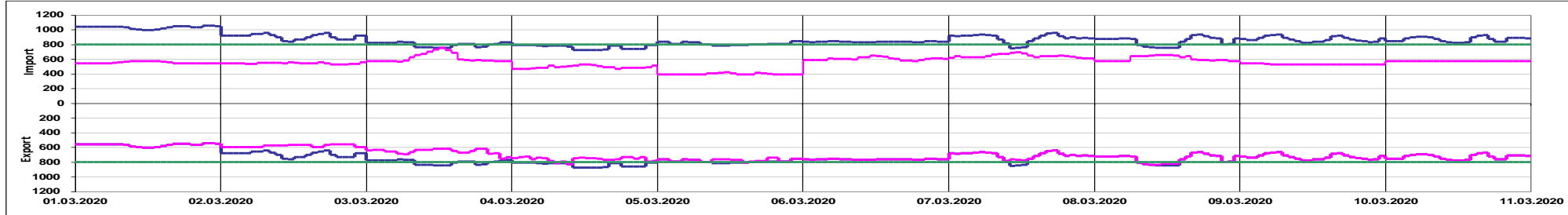
Market for Allocation of Cross-Border Capacities

Daily Auctions on Romanian – Bulgarian border



Transelectrica®
Societate Administrată în Sistem Dualist

Bulgaria March 2020



Offered Capacity on Daily Auction Import (+) / Export (-) [MW]

Allocated Capacity on Daily Auction Import (+) / Export (-) [MW]

Net Transfer Capacity (NTC) Import (+) / Export (-) [MW]

Market for Allocation of Cross-Border Capacities

Daily Auctions on Romanian – Bulgarian border



Transelectrica®

Societate Administrată în Sistem Dualist

Auction Price [Euro/MWh] – Export

Day	1	2	3	4	5	6	7	8	9	10	11	12	13	14	15	16	17	18	19	20	21	22	23	24	Max	
1	0.12	0.12	0.12	0.12	0.12	0.14	0.14	0.05	0.08	0.05	0.01	0.12	0.12	0.12	0.12	0.16	0.22	0.12	0.12	0.12	0.14	0.64	0.64	0.22	0.64	
2	0.00	0.00	0.00	0.00	0.00	0.00	0.00	0.00	0.00	0.00	0.00	0.00	0.00	0.00	0.00	0.00	0.00	0.00	0.00	0.00	0.00	0.00	0.00	0.00	0.00	0.00
3	0.00	0.00	0.00	0.00	0.00	0.00	0.00	0.00	0.00	0.00	0.00	0.00	0.00	0.00	0.00	0.00	0.00	0.00	0.00	0.00	0.00	0.00	0.00	0.00	0.00	0.00
4	0.00	0.00	0.00	0.00	0.00	0.00	0.00	0.01	0.00	0.01	0.00	0.00	0.00	0.00	0.00	0.00	0.00	0.00	0.00	0.00	0.00	0.00	0.00	0.00	0.00	0.01
5	0.01	0.01	0.01	0.01	0.02	0.02	0.05	0.01	0.01	0.00	0.00	0.00	0.00	0.00	0.01	0.00	0.00	0.00	0.00	0.00	0.01	0.02	0.02	0.02	0.02	0.05
6	0.05	0.05	0.05	0.05	0.07	0.05	0.08	0.05	0.05	0.05	0.02	0.01	0.02	0.05	0.10	0.05	0.12	0.12	0.05	0.05	0.11	0.11	0.12	0.12	0.12	0.12
7	0.15	0.15	0.15	0.15	0.15	0.15	0.12	0.11	0.05	0.05	0.00	0.00	0.00	0.07	0.05	0.12	0.15	0.15	0.13	0.12	0.05	0.05	0.12	0.05	0.15	0.15
8	0.05	0.05	0.05	0.05	0.05	0.05	0.05	0.01	0.01	0.01	0.00	0.00	0.00	0.00	0.01	0.01	0.09	0.21	0.21	0.21	0.21	0.11	0.11	0.21	0.21	0.21
9	0.15	0.05	0.05	0.15	0.15	0.30	0.30	0.11	0.11	0.10	0.07	0.05	0.07	0.05	0.11	0.15	0.15	0.15	0.05	0.05	0.02	0.05	0.10	0.15	0.30	0.30
10	0.03	0.02	0.03	0.05	0.05	0.16	0.25	0.25	0.08	0.05	0.05	0.05	0.05	0.05	0.16	0.16	0.25	0.16	0.05	0.03	0.25	0.11	0.11	0.08	0.25	0.25
11	0.31	0.31	0.31	0.31	0.31	0.55	0.41	0.66	0.27	0.31	0.15	0.15	0.19	0.22	0.41	0.41	0.48	0.41	0.19	0.15	0.31	0.41	0.41	0.41	0.22	0.66
12	0.06	0.06	0.06	0.06	0.07	0.15	0.07	0.05	0.02	0.01	0.00	0.00	0.01	0.01	0.03	0.03	0.05	0.07	0.03	0.01	0.02	0.02	0.02	0.03	0.03	0.15
13	0.03	0.02	0.03	0.03	0.03	0.05	0.05	0.05	0.00	0.02	0.00	0.00	0.00	0.00	0.02	0.05	0.06	0.07	0.05	0.05	0.03	0.05	0.05	0.05	0.07	0.07
14	0.31	0.46	0.22	0.22	0.31	0.70	0.69	0.31	0.20	0.18	0.06	0.06	0.07	0.22	0.22	0.64	0.88	0.88	0.18	0.13	0.26	0.31	0.22	0.70	0.88	0.88
15	0.15	0.15	0.18	0.42	0.50	0.25	0.15	0.06	0.02	0.01	0.01	0.01	0.00	0.01	0.01	0.02	0.07	0.20	0.02	0.00	0.00	0.00	0.00	0.00	0.50	0.50
16	0.01	0.01	0.01	0.01	0.01	0.01	0.11	0.03	0.02	0.05	0.03	0.03	0.05	0.05	0.06	0.08	0.11	0.01	0.00	0.00	0.00	0.01	0.03	0.01	0.11	0.11
17	0.31	0.31	0.31	0.31	0.31	0.33	0.44	0.33	0.31	0.33	0.21	0.22	0.33	0.44	0.44	0.44	0.44	0.44	0.31	0.31	0.31	0.33	0.31	0.31	0.31	0.44
18	0.22	0.12	0.12	0.28	0.36	0.36	0.36	0.36	0.36	0.36	0.12	0.28	0.28	0.28	0.28	0.28	0.28	0.28	0.05	0.05	0.05	0.06	0.06	0.15	0.36	0.36
19	0.22	0.03	0.03	0.04	0.25	0.36	0.22	0.22	0.15	0.12	0.12	0.15	0.12	0.20	0.22	0.22	0.22	0.22	0.25	0.07	0.05	0.15	0.20	0.25	0.22	0.36
20	0.65	0.35	0.33	0.65	0.66	0.69	0.65	0.65	0.35	0.33	0.33	0.33	0.33	0.33	0.45	0.48	0.48	0.48	0.33	0.33	0.48	0.48	0.65	0.65	0.65	0.69
21	0.44	0.44	0.44	0.44	0.44	0.48	0.48	0.44	0.36	0.36	0.36	0.36	0.44	0.44	0.55	0.50	0.44	0.48	0.44	0.56	0.56	0.86	0.88	0.88	0.88	0.88
22	0.48	0.48	0.48	0.48	0.48	0.39	0.48	0.48	0.43	0.43	0.43	0.43	0.43	0.43	0.43	0.43	0.43	0.43	0.43	0.43	0.43	0.43	0.43	0.43	0.43	0.48
23	0.63	0.36	0.36	0.36	0.36	0.63	0.55	0.63	0.67	0.55	0.36	0.36	0.36	0.36	0.67	0.67	0.67	0.67	0.36	0.36	0.36	0.36	0.36	0.51	0.67	0.67
24	0.46	0.46	0.46	0.46	0.46	0.46	0.51	0.55	0.68	0.55	0.55	0.51	0.51	0.51	0.51	0.51	0.51	0.46	0.36	0.36	0.44	0.55	0.55	0.46	0.68	0.68
25	0.36	0.36	0.36	0.36	0.36	0.36	0.30	0.36	0.36	0.36	0.36	0.16	0.16	0.16	0.16	0.30	0.30	0.16	0.16	0.16	0.06	0.06	0.06	0.13	0.36	0.36
26	0.33	0.32	0.32	0.32	0.32	0.22	0.41	0.41	0.69	0.70	0.86	0.86	0.86	1.00	1.00	1.00	0.86	0.70	0.36	0.36	0.32	0.32	0.32	0.42	1.00	1.00
27	0.56	0.36	0.36	0.36	0.15	0.15	0.36	0.36	0.54	0.56	0.56	0.56	0.56	0.56	0.56	0.56	0.56	0.56	0.56	0.56	0.36	0.21	0.36	0.36	0.56	0.56
28	0.02	0.02	0.36	0.36	0.36	0.02	0.36	0.46	0.42	0.42	0.36	0.36	0.36	0.36	0.36	0.36	0.42	0.42	0.22	0.16	0.16	0.02	0.05	0.42	0.46	0.46
29	0.09	0.09	-	0.13	0.13	0.09	0.09	0.00	0.00	0.00	0.00	0.00	0.00	0.09	0.09	0.32	0.32	0.65	0.72	0.11	0.05	0.05	0.11	0.36	0.72	0.72
30	0.08	0.00	0.00	0.00	0.00	0.00	0.00	0.22	0.22	0.10	0.13	0.13	0.22	0.22	0.22	0.22	0.22	0.22	0.08	0.00	0.00	0.15	0.13	0.08	0.22	0.22
31	0.22	0.22	0.22	0.22	0.22	0.22	0.00	0.08	0.05	0.22	0.22	0.00	0.22	0.22	0.22	0.36	0.25	0.36	0.05	0.03	0.00	0.03	0.05	0.03	0.36	0.36

Bulgaria March 2020

Public

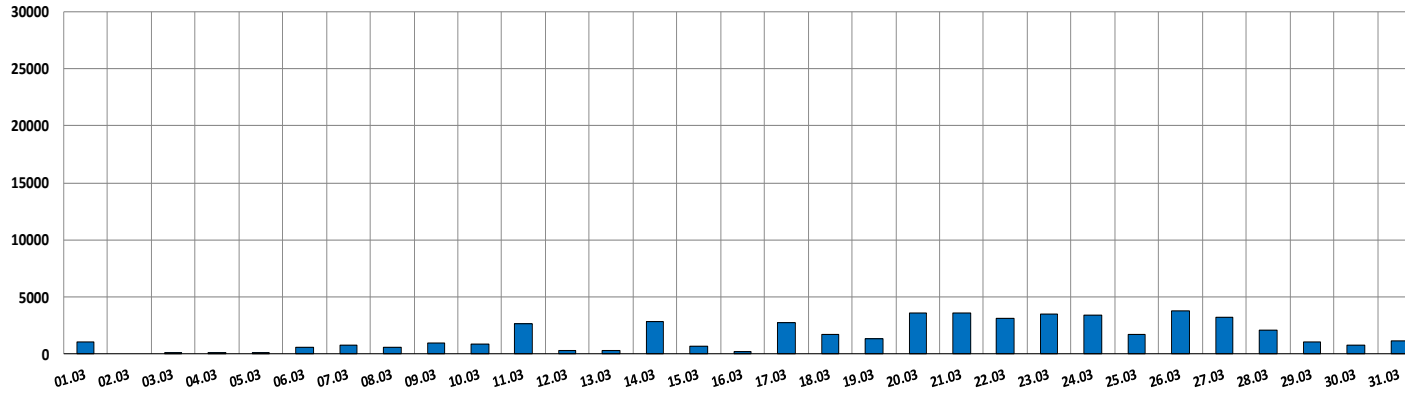


Transelectrica®
Societate Administrată în Sistem Dualist

Market for Allocation of Cross-Border Capacities

Daily Allocation on Romanian – Bulgarian border

Congestion Income RO



Day	Congestion Income border RO-BG [Euro]	Congestion Income RO [Euro]
01.03	2198	1099
02.03	0	0
03.03	8	4
04.03	16	8
05.03	178	89
06.03	1219	609
07.03	1572	786
08.03	1260	630
09.03	1915	958
10.03	1797	899
11.03	5368	2684
12.03	650	325
13.03	595	298
14.03	5694	2847
15.03	1422	711
16.03	484	242
17.03	5524	2762
18.03	3441	1720
19.03	2684	1342
20.03	7154	3577
21.03	7286	3643
22.03	6181	3090
23.03	7012	3506
24.03	6904	3452
25.03	3528	1764
26.03	7630	3815
27.03	6421	3211
28.03	4235	2118
29.03	2073	1037
30.03	1570	785
31.03	2285	1143
Total	98304	49152

Daily Income [Euro]		Remuneration UIOSI [Euro]	
RO-BG	BG-RO	RO-BG	BG-RO
98289	15	77557	11
98304		77568	

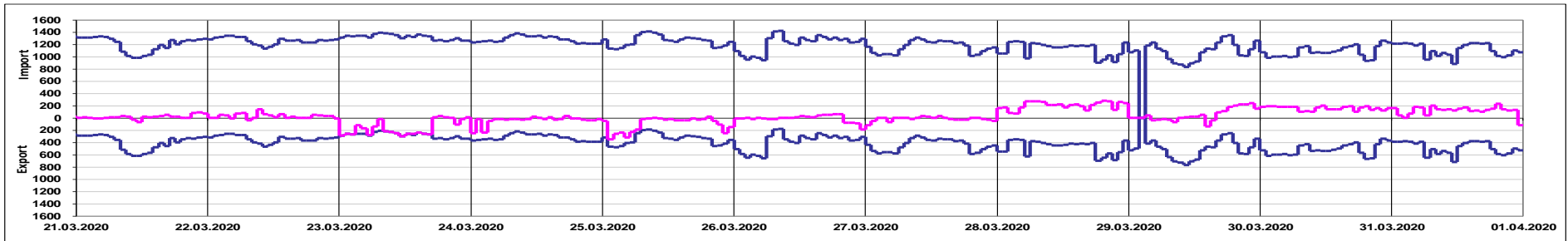
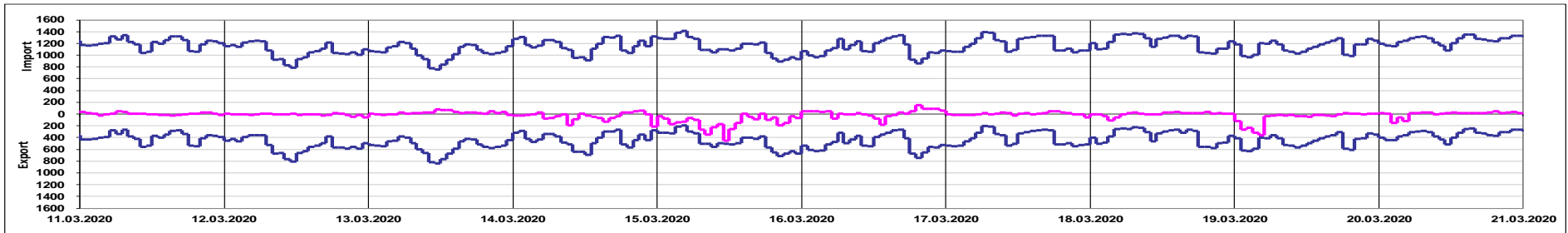
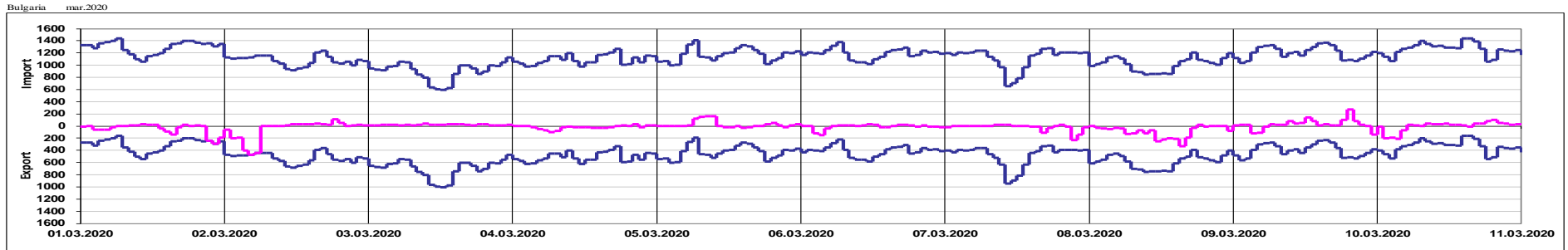
TSO Income (Z-R) [Euro]	RO TSO Income (Z-R) [Euro]
20735	10368



Transelectrica®
Societate Administrată în Sistem Dualist

Market for Allocation of Cross-Border Capacities

Implicit Intraday Auctions on Romanian – Bulgarian border



Offered Capacity on Intraday Auction [MW]
Net Position border RO - BG [MWh]

Public

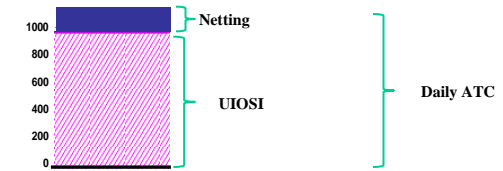


Transelectrica®
Societate Administrată în Sistem Dualist

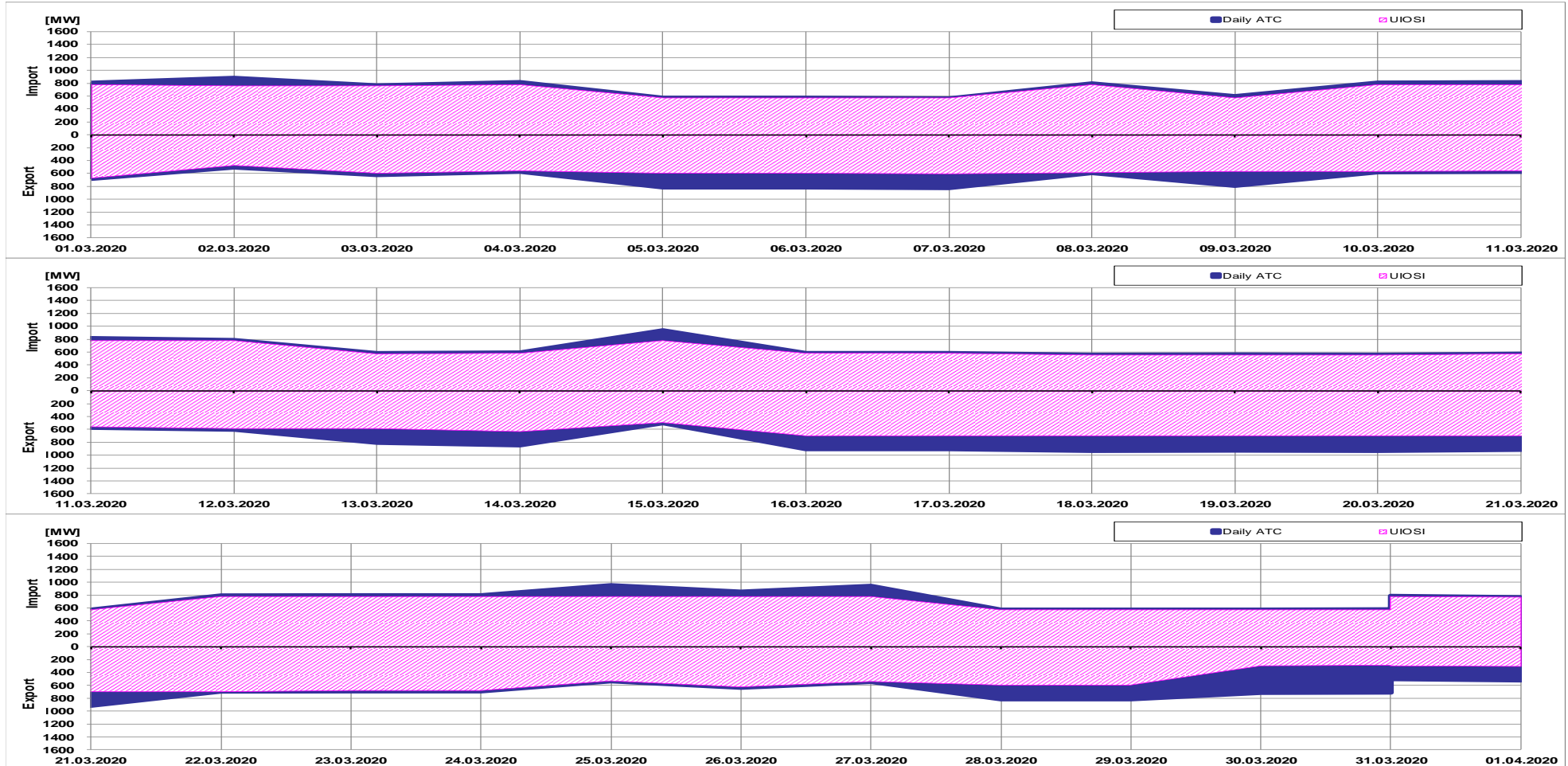
Market for Allocation of Cross-Border Capacities

Daily Auctions on Romanian – Serbian border

Unused Capacity [MW] average value	
RO-RS	RS-RO
601	664



Serbia March 2020



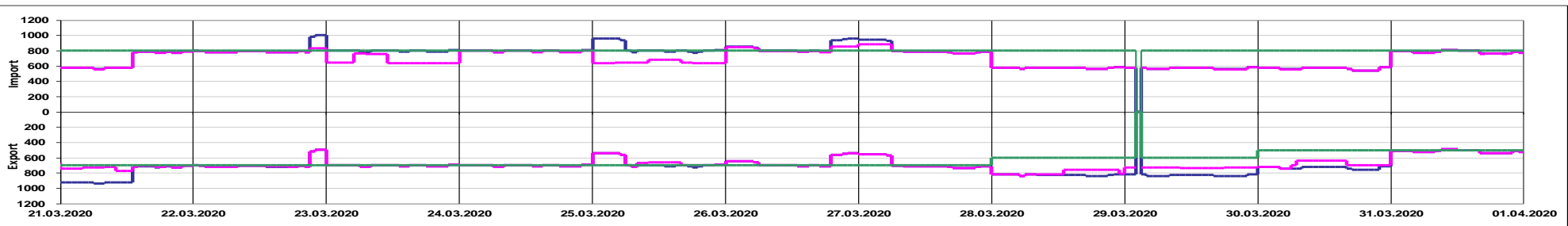
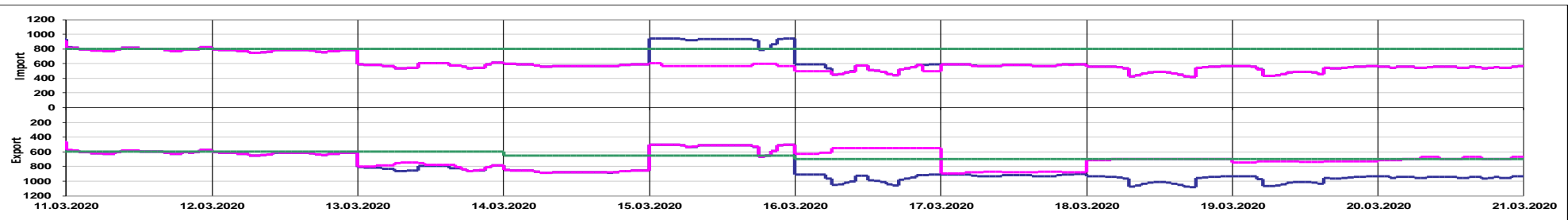
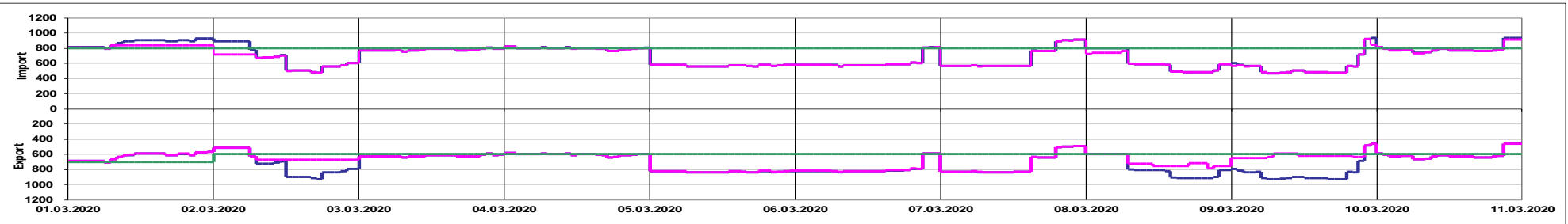


Transelectrica®
Societate Administrată în Sistem Dualist

Market for Allocation of Cross-Border Capacities

Daily Auctions on Romanian – Serbian border

Serbia March 2020



Offered Capacity on Daily Auction Import (+) / Export (-) [MW]

Allocated Capacity on Daily Auction Import (+) / Export (-) [MW]

Net Transfer Capacity (NTC) Import (+) / Export (-) [MW]



Transelectrica®
Societate Administrată în Sistem Dualist

Market for Allocation of Cross-Border Capacities

Daily Auctions on Romanian – Serbian border

Auction Price [Euro/MWh] – Export

Day	1	2	3	4	5	6	7	8	9	10	11	12	13	14	15	16	17	18	19	20	21	22	23	24	Max	
1	0.01	0.01	0.01	0.01	0.01	0.01	0.01	0.01	0.03	0.03	0.03	0.04	0.04	0.04	0.04	0.04	0.03	0.03	0.03	0.03	0.03	0.08	0.08	0.08	0.08	
2	0.04	0.04	0.04	0.04	0.04	0.04	0.01	0.00	0.00	0.00	0.00	0.00	0.00	0.00	0.00	0.00	0.00	0.00	0.00	0.00	0.00	0.00	0.00	0.00	0.04	
3	0.05	0.05	0.05	0.05	0.05	0.05	0.05	0.03	0.05	0.05	0.05	0.07	0.07	0.07	0.07	0.07	0.05	0.12	0.12	0.12	0.15	0.25	0.25	0.56	0.56	
4	0.30	0.30	0.25	0.17	0.17	0.17	0.36	0.30	0.30	0.30	0.30	0.25	0.15	0.15	0.15	0.25	0.25	0.17	0.23	0.23	0.30	0.45	0.20	0.17	0.45	
5	0.02	0.02	0.02	0.02	0.02	0.02	0.01	0.01	0.01	0.01	0.01	0.01	0.01	0.01	0.01	0.01	0.01	0.01	0.01	0.01	0.01	0.01	0.01	0.01	0.02	
6	0.01	0.01	0.01	0.01	0.01	0.01	0.01	0.00	0.01	0.01	0.01	0.01	0.01	0.01	0.01	0.01	0.01	0.01	0.01	0.01	0.01	0.33	0.33	0.33	0.33	
7	0.01	0.01	0.01	0.01	0.01	0.01	0.01	0.01	0.01	0.01	0.01	0.01	0.01	0.01	0.01	0.01	0.05	0.05	0.05	0.15	0.22	0.33	0.33	0.33	0.33	
8	0.02	0.02	0.02	0.02	0.02	0.02	0.02	0.00	0.00	0.00	0.00	0.00	0.00	0.00	0.00	0.00	0.00	0.00	0.00	0.00	0.00	0.00	0.00	0.00	0.02	
9	0.00	0.00	0.00	0.00	0.00	0.00	0.00	0.00	0.00	0.00	0.00	0.00	0.00	0.00	0.00	0.00	0.00	0.00	0.00	0.00	0.00	0.00	0.00	0.09	0.10	0.10
10	0.11	0.09	0.08	0.08	0.09	0.09	0.05	0.05	0.05	0.07	0.08	0.11	0.09	0.09	0.09	0.09	0.08	0.08	0.08	0.09	0.11	0.25	0.25	0.25	0.25	
11	0.15	0.15	0.11	0.11	0.09	0.09	0.06	0.03	0.07	0.09	0.09	0.09	0.09	0.09	0.09	0.09	0.09	0.09	0.09	0.09	0.11	0.15	0.15	0.15	0.15	
12	0.03	0.03	0.03	0.03	0.03	0.03	0.03	0.03	0.03	0.03	0.03	0.03	0.03	0.03	0.03	0.03	0.03	0.03	0.03	0.03	0.03	0.03	0.03	0.03	0.03	
13	0.00	0.00	0.00	0.00	0.00	0.00	0.00	0.00	0.00	0.00	0.00	0.00	0.00	0.00	0.00	0.00	0.00	0.01	0.01	0.01	0.03	0.09	0.15	0.15	0.15	
14	0.29	0.29	0.29	0.20	0.20	0.15	0.03	0.03	0.01	0.03	0.03	0.03	0.03	0.03	0.03	0.03	0.03	0.03	0.03	0.03	0.07	0.12	0.12	0.12	0.29	
15	0.05	0.05	0.05	0.10	0.10	0.10	0.09	0.10	0.10	0.10	0.10	0.10	0.10	0.10	0.10	0.05	0.05	0.05	0.03	0.03	0.03	0.05	0.05	0.05	0.10	
16	0.00	0.00	0.00	0.00	0.00	0.00	0.00	0.00	0.00	0.00	0.00	0.00	0.00	0.00	0.00	0.00	0.00	0.00	0.00	0.00	0.00	0.00	0.00	0.00	0.00	
17	0.00	0.00	0.00	0.00	0.00	0.00	0.00	0.00	0.00	0.00	0.00	0.00	0.00	0.00	0.00	0.00	0.00	0.00	0.00	0.00	0.00	0.00	0.00	0.00	0.00	
18	0.00	0.00	0.00	0.00	0.00	0.00	0.00	0.00	0.00	0.00	0.00	0.00	0.00	0.00	0.00	0.00	0.00	0.00	0.00	0.00	0.00	0.00	0.00	0.00	0.00	
19	0.00	0.00	0.00	0.00	0.00	0.00	0.00	0.00	0.00	0.00	0.00	0.00	0.00	0.00	0.00	0.00	0.00	0.00	0.00	0.00	0.00	0.00	0.00	0.00	0.00	
20	0.00	0.00	0.00	0.00	0.00	0.00	0.00	0.00	0.00	0.00	0.00	0.00	0.00	0.00	0.00	0.00	0.00	0.00	0.00	0.00	0.00	0.00	0.00	0.00	0.00	
21	0.00	0.00	0.00	0.00	0.00	0.00	0.00	0.00	0.00	0.00	0.00	0.00	0.00	0.01	0.01	0.01	0.01	0.01	0.00	0.00	0.01	0.01	0.01	0.03	0.03	0.03
22	0.01	0.01	0.01	0.01	0.01	0.01	0.01	0.01	0.01	0.01	0.01	0.01	0.01	0.01	0.01	0.01	0.01	0.01	0.01	0.01	0.01	0.04	0.06	0.06	0.06	
23	0.06	0.07	0.07	0.07	0.02	0.02	0.02	0.02	0.02	0.02	0.02	0.02	0.02	0.02	0.02	0.02	0.02	0.02	0.02	0.02	0.02	0.03	0.07	0.07	0.07	0.07
24	0.23	0.23	0.23	0.23	0.20	0.20	0.09	0.09	0.09	0.09	0.10	0.10	0.10	0.09	0.09	0.10	0.12	0.12	0.10	0.10	0.12	0.44	0.44	0.44	0.44	
25	0.51	0.51	0.51	0.51	0.51	0.36	0.01	0.01	0.00	0.00	0.00	0.00	0.00	0.00	0.00	0.00	0.00	0.00	0.00	0.01	0.09	0.03	0.03	0.03	0.51	
26	0.09	0.09	0.09	0.09	0.09	0.05	0.01	0.01	0.01	0.01	0.01	0.01	0.01	0.00	0.00	0.01	0.01	0.01	0.01	0.10	0.10	0.11	0.11	0.11	0.11	
27	0.21	0.21	0.21	0.21	0.21	0.21	0.02	0.02	0.02	0.02	0.02	0.02	0.02	0.02	0.02	0.02	0.02	0.02	0.02	0.02	0.02	0.03	0.03	0.03	0.03	0.21
28	0.02	0.02	0.02	0.02	0.02	0.01	0.01	0.01	0.01	0.01	0.01	0.01	0.01	0.00	0.00	0.00	0.00	0.00	0.00	0.00	0.00	0.00	0.00	0.00	0.02	
29	0.00	0.00	-	0.00	0.00	0.00	0.00	0.00	0.00	0.00	0.00	0.00	0.00	0.00	0.00	0.00	0.00	0.00	0.00	0.00	0.00	0.00	0.00	0.00	0.00	
30	0.01	0.01	0.01	0.01	0.01	0.01	0.00	0.00	0.00	0.00	0.00	0.00	0.00	0.00	0.00	0.00	0.00	0.00	0.00	0.00	0.00	0.00	0.00	0.00	0.01	
31	0.33	0.33	0.33	0.33	0.33	0.33	0.25	0.25	0.25	0.25	0.25	0.25	0.25	0.25	0.25	0.25	0.16	0.13	0.13	0.13	0.13	0.16	0.25	0.25	0.33	

Serbia March 2020



Transelectrica®
Societate Administrată în Sistem Dualist

Market for Allocation of Cross-Border Capacities

Daily Auctions on Romanian – Serbian border

Auction Price [Euro/MWh] – Import

Day	1	2	3	4	5	6	7	8	9	10	11	12	13	14	15	16	17	18	19	20	21	22	23	24	Max	
1	0.01	0.01	0.01	0.01	0.01	0.01	0.01	0.01	0.00	0.00	0.00	0.00	0.00	0.00	0.00	0.00	0.00	0.00	0.00	0.00	0.00	0.00	0.00	0.00	0.01	
2	0.00	0.00	0.00	0.00	0.00	0.00	0.00	0.01	0.03	0.03	0.03	0.03	0.17	0.17	0.17	0.17	0.17	0.17	0.08	0.08	0.05	0.03	0.03	0.03	0.03	0.17
3	0.09	0.09	0.09	0.09	0.09	0.17	0.25	0.35	0.24	0.24	0.17	0.17	0.17	0.17	0.17	0.17	0.15	0.09	0.08	0.08	0.03	0.03	0.03	0.03	0.03	0.35
4	0.01	0.01	0.01	0.01	0.01	0.01	0.01	0.01	0.01	0.01	0.01	0.01	0.01	0.01	0.01	0.01	0.01	0.05	0.05	0.05	0.01	0.01	0.05	0.05	0.05	0.05
5	0.09	0.11	0.11	0.11	0.11	0.11	0.12	0.17	0.24	0.24	0.29	0.41	0.41	0.38	0.38	0.41	0.41	0.48	0.48	0.22	0.11	0.09	0.09	0.09	0.09	0.48
6	0.08	0.09	0.09	0.09	0.09	0.15	0.15	0.15	0.15	0.15	0.15	0.12	0.12	0.08	0.08	0.08	0.08	0.08	0.08	0.08	0.06	0.01	0.01	0.01	0.01	0.15
7	0.03	0.03	0.03	0.03	0.03	0.03	0.03	0.09	0.05	0.05	0.03	0.03	0.03	0.03	0.03	0.03	0.03	0.06	0.06	0.03	0.02	0.01	0.01	0.01	0.01	0.09
8	0.00	0.00	0.00	0.00	0.00	0.00	0.00	0.03	0.03	0.03	0.02	0.02	0.02	0.02	0.03	0.09	0.88	0.88	0.88	0.88	0.88	0.22	0.02	0.02	0.02	0.88
9	0.00	0.00	0.01	0.33	0.33	0.66	0.66	0.66	0.86	0.86	0.66	0.66	0.86	0.86	0.86	0.86	0.86	0.78	0.78	0.38	0.33	0.10	0.10	0.10	0.00	0.86
10	0.01	0.03	0.03	0.03	0.03	0.03	0.03	0.03	0.03	0.03	0.03	0.03	0.03	0.03	0.03	0.03	0.03	0.03	0.03	0.03	0.03	0.00	0.00	0.00	0.00	0.03
11	0.03	0.06	0.08	0.08	0.08	0.11	0.23	0.23	0.22	0.16	0.09	0.03	0.06	0.06	0.06	0.06	0.08	0.08	0.08	0.06	0.08	0.06	0.03	0.03	0.03	0.23
12	0.07	0.08	0.08	0.08	0.16	0.30	0.45	0.48	0.45	0.45	0.27	0.13	0.13	0.08	0.09	0.09	0.15	0.16	0.22	0.16	0.16	0.08	0.08	0.08	0.08	0.48
13	0.06	0.06	0.06	0.06	0.07	0.07	0.10	0.13	0.10	0.10	0.06	0.05	0.05	0.05	0.05	0.07	0.07	0.07	0.10	0.10	0.09	0.06	0.05	0.05	0.05	0.13
14	0.05	0.05	0.05	0.05	0.05	0.05	0.06	0.06	0.06	0.06	0.06	0.05	0.05	0.06	0.06	0.06	0.07	0.07	0.07	0.07	0.06	0.06	0.05	0.05	0.05	0.07
15	0.00	0.00	0.00	0.00	0.00	0.00	0.00	0.00	0.00	0.00	0.00	0.00	0.00	0.00	0.00	0.00	0.00	0.00	0.00	0.00	0.00	0.00	0.00	0.00	0.00	0.00
16	0.00	0.00	0.00	0.00	0.00	0.00	0.07	0.07	0.05	0.05	0.00	0.00	0.03	0.03	0.05	0.07	0.07	0.05	0.05	0.01	0.01	0.00	0.00	0.00	0.00	0.07
17	0.09	0.09	0.09	0.09	0.09	0.09	0.27	0.35	0.35	0.27	0.26	0.26	0.26	0.26	0.26	0.27	0.27	0.27	0.27	0.27	0.27	0.26	0.09	0.09	0.09	0.35
18	0.27	0.16	0.16	0.36	0.36	0.56	0.62	0.62	0.62	0.55	0.55	0.46	0.43	0.43	0.46	0.55	0.82	1.12	0.82	0.44	0.44	0.43	0.16	0.27	1.12	
19	0.07	0.07	0.07	0.07	0.09	0.44	0.66	0.67	0.88	0.88	0.67	0.26	0.44	0.44	0.66	0.33	0.66	0.48	0.48	0.48	0.44	0.26	0.09	0.09	0.09	0.88
20	0.05	0.05	0.07	0.05	0.05	0.16	0.16	0.33	0.33	0.33	0.23	0.23	0.23	0.23	0.24	0.24	0.48	0.48	0.48	0.48	0.33	0.16	0.07	0.07	0.07	0.48
21	0.23	0.15	0.15	0.23	0.23	0.26	0.26	0.26	0.26	0.26	0.16	0.16	0.16	0.16	0.06	0.03	0.03	0.06	0.06	0.03	0.06	0.01	0.00	0.00	0.00	0.26
22	0.01	0.01	0.02	0.02	0.02	0.02	0.02	0.02	0.01	0.01	0.15	0.15	0.15	0.15	0.15	0.15	0.13	0.13	0.13	0.13	0.02	0.00	0.00	0.00	0.00	0.15
23	0.00	0.00	0.00	0.00	0.00	0.00	0.00	0.00	0.00	0.00	0.00	0.00	0.00	0.00	0.00	0.00	0.00	0.00	0.00	0.00	0.00	0.00	0.00	0.00	0.00	0.00
24	0.01	0.01	0.01	0.01	0.01	0.01	0.01	0.01	0.01	0.01	0.01	0.01	0.01	0.01	0.01	0.01	0.01	0.01	0.01	0.01	0.01	0.01	0.01	0.01	0.01	0.01
25	0.00	0.00	0.00	0.00	0.00	0.00	0.00	0.00	0.00	0.00	0.00	0.00	0.00	0.00	0.00	0.00	0.00	0.00	0.00	0.00	0.00	0.00	0.00	0.00	0.00	0.00
26	0.01	0.01	0.01	0.01	0.01	0.01	0.01	0.01	0.01	0.01	0.01	0.01	0.01	0.01	0.01	0.01	0.01	0.01	0.01	0.01	0.00	0.00	0.00	0.00	0.00	0.01
27	0.00	0.00	0.00	0.00	0.00	0.00	0.02	0.02	0.02	0.02	0.02	0.02	0.02	0.02	0.02	0.02	0.07	0.09	0.09	0.06	0.06	0.02	0.02	0.02	0.02	0.09
28	0.07	0.07	0.07	0.07	0.07	0.09	0.10	0.10	0.10	0.10	0.10	0.10	0.10	0.10	0.10	0.21	0.45	0.45	0.45	0.45	0.25	0.22	0.09	0.07	0.07	0.45
29	0.02	0.02	-	0.02	0.02	0.02	0.02	0.02	0.02	0.01	0.01	0.01	0.01	0.01	0.01	0.01	0.01	0.01	0.01	0.01	0.01	0.01	0.01	0.01	0.01	0.02
30	0.03	0.03	0.03	0.03	0.03	0.03	0.08	0.08	0.10	0.10	0.10	0.10	0.10	0.10	0.10	0.10	0.15	0.21	0.21	0.21	0.15	0.03	0.03	0.03	0.03	0.21
31	0.08	0.08	0.08	0.08	0.08	0.08	0.08	0.08	0.10	0.09	0.09	0.09	0.09	0.09	0.09	0.09	0.10	0.12	0.12	0.12	0.10	0.08	0.09	0.09	0.09	0.12

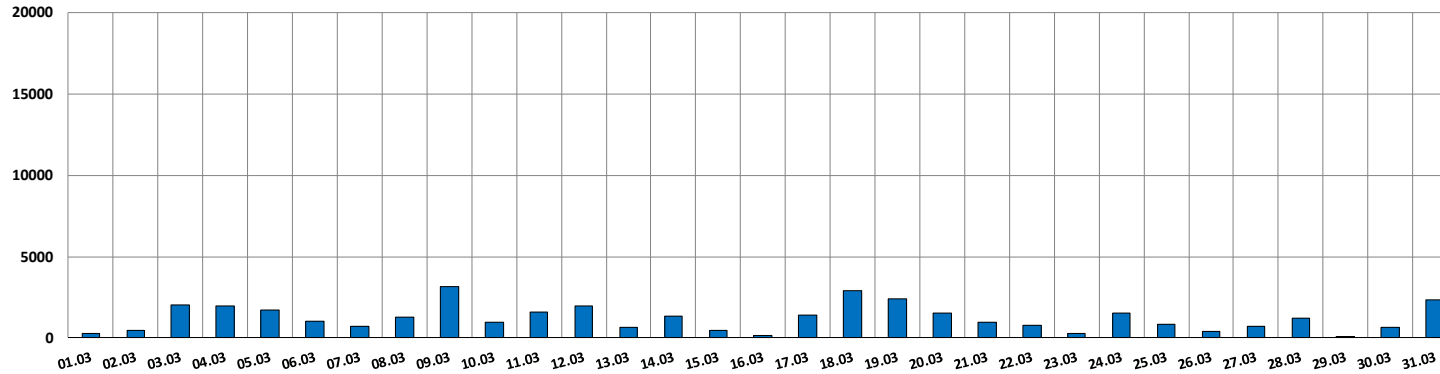
Serbia March 2020

Market for Allocation of Cross-Border Capacities

Daily Allocation on Romanian – Serbian border



Congestion Income RO



Day	Congestion Income border RO-RS [Euro]	Congestion Income RO [Euro]
01.03	521	260
02.03	893	447
03.03	4049	2025
04.03	3873	1936
05.03	3466	1733
06.03	2043	1022
07.03	1443	721
08.03	2504	1252
09.03	6274	3137
10.03	1909	954
11.03	3135	1568
12.03	3887	1943
13.03	1342	671
14.03	2723	1362
15.03	900	450
16.03	294	147
17.03	2846	1423
18.03	5765	2882
19.03	4790	2395
20.03	3045	1522
21.03	1970	985
22.03	1490	745
23.03	583	291
24.03	3097	1549
25.03	1710	855
26.03	843	421
27.03	1468	734
28.03	2417	1209
29.03	176	88
30.03	1253	626
31.03	4702	2351
Total	75410	37705

Daily Income [Euro]		Remuneration UIOSI [Euro]	
RO-RS	RS-RO	RO-RS	RS-RO
24631	50779	21786	50311
75410		72097	

TSO Income (Z-R) [Euro]	RO TSO Income (Z-R) [Euro]
3313	1657

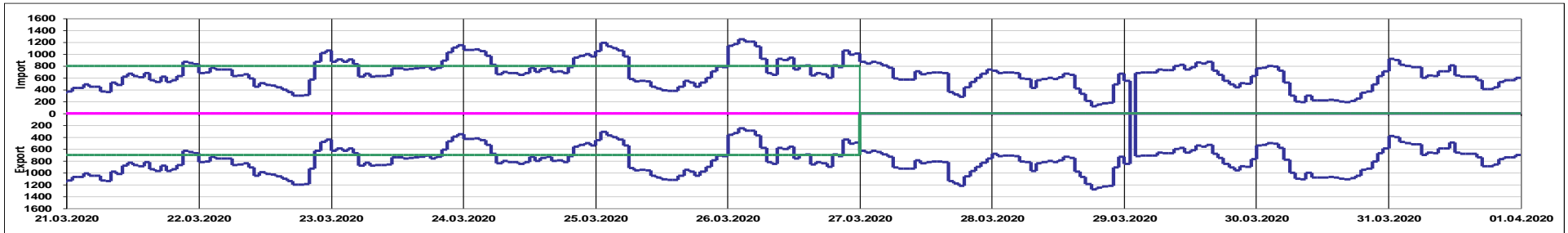
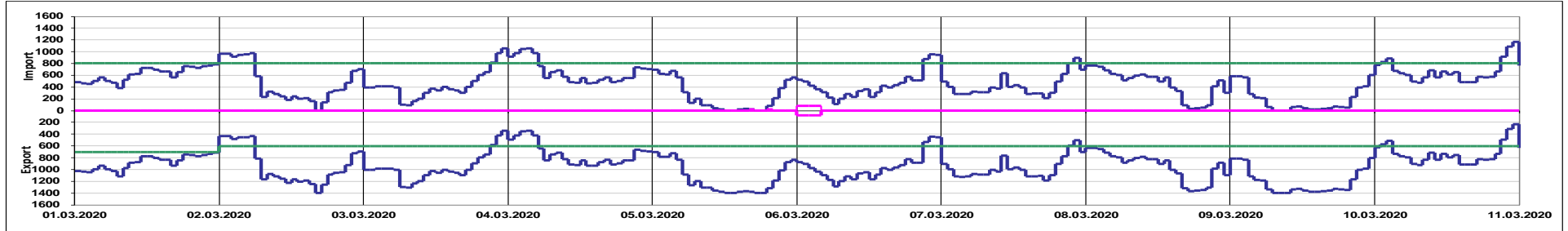


Transelectrica®
Societate Administrată în Sistem Dualist

Market for Allocation of Cross-Border Capacities

Intraday Auctions on Romanian – Serbian border

Serbia March 2020



Offered Capacity on Intraday Auction Import (+) / Export (-) [MW]

Allocated Capacity on Intraday Auction Import (+) / Export (-) [MW]

Net Transfer Capacity (NTC) Import (+) / Export (-) [MW]

Market for Allocation of Cross-Border Capacities



Transelectrica®
Societate Administrată în Sistem Dualist

Statistics on Monthly Auction

March 2020		1	2	3	4	5	6	7	8	9	10	11	12	13	14	15	16	17	18	19	20	21	22	23	24	25	26	27	28	29	30	31
Hungary export	Number of Capacity Traders	23	23	23	23	23	23	23	23	23	23	23	23	23	23	23	23	23	23	23	23	23	23	23	23	23	23	23	23	23	23	23
	Number of Capacity Holders	12	12	12	12	12	12	12	12	12	12	12	12	12	12	12	12	12	12	12	12	12	12	12	12	12	12	12	12	12	12	12
	Number of Bids	66	66	66	66	66	66	66	66	66	66	66	66	66	66	66	66	66	66	66	66	66	66	66	66	66	66	66	66	66	66	66
Hungary import	Number of Capacity Traders	24	24	24	24	24	24	24	24	24	24	24	24	24	24	24	24	24	24	24	24	24	24	24	24	24	24	24	24	24	24	
	Number of Capacity Holders	11	11	11	11	11	11	11	11	11	11	11	11	11	11	11	11	11	11	11	11	11	11	11	11	11	11	11	11	11	11	
	Number of Bids	87	87	87	87	87	87	87	87	87	87	87	87	87	87	87	87	87	87	87	87	87	87	87	87	87	87	87	87	87	87	
Bulgaria export	Number of Capacity Traders	25	25	25	25	25	25	25	25	25	25	25	25	25	25	25	25	25	25	25	25	25	25	25	25	25	25	25	25	25	25	
	Number of Capacity Holders	20	20	20	20	20	20	20	20	20	20	20	20	20	20	20	20	20	20	20	20	20	20	20	20	20	20	20	20	20	20	
	Number of Bids	70	70	70	70	70	70	70	70	70	70	70	70	70	70	70	70	70	70	70	70	70	70	70	70	70	70	70	70	70	70	
Bulgaria import	Number of Capacity Traders	24	24	24	24	24	24	24	24	24	24	24	24	24	24	24	24	24	24	24	24	24	24	24	24	24	24	24	24	24	24	
	Number of Capacity Holders	18	18	18	18	18	18	18	18	18	18	18	18	18	18	18	18	18	18	18	18	18	18	18	18	18	18	18	18	18	18	
	Number of Bids	47	47	47	47	47	47	47	47	47	47	47	47	47	47	47	47	47	47	47	47	47	47	47	47	47	47	47	47	47	47	
Serbia export	Number of Capacity Traders	8	8	8	8	8	8	8	8	8	8	8	8	8	8	8	8	8	8	8	8	8	8	8	8	8	8	8	8	8	8	
	Number of Capacity Holders	8	7	7	7	7	7	7	7	7	7	7	7	7	7	7	7	7	7	7	7	7	7	7	7	7	7	7	7	7	3	
	Number of Bids	50	53	53	53	53	53	53	53	53	53	53	53	53	55	55	54	54	54	54	54	54	54	54	54	54	54	54	54	40	40	
Serbia import	Number of Capacity Traders	9	9	9	9	9	9	9	9	9	9	9	9	9	9	9	9	9	9	9	9	9	9	9	9	9	9	9	9	9	9	
	Number of Capacity Holders	9	9	9	9	9	9	9	9	9	9	9	9	9	9	9	9	9	9	9	9	9	9	9	9	9	9	9	9	9	9	
	Number of Bids	64	64	64	64	64	64	64	64	64	64	64	64	64	64	64	64	64	64	64	64	64	64	64	64	64	64	64	64	64	64	
Ukraine export	Number of Capacity Traders	8	8	8	8	8	8	8	8	8	8	8	8	8	8	8	8	8	8	8	8	8	8	8	8	8	8	8	8	8	-	
	Number of Capacity Holders	3	3	3	3	3	3	3	3	3	3	3	3	3	3	3	3	3	3	3	3	3	3	3	3	3	3	3	3	3	-	
	Number of Bids	21	21	21	21	21	21	21	21	21	21	21	21	21	21	21	21	21	21	21	21	21	21	21	21	21	21	21	21	21	-	
Ukraine import	Number of Capacity Traders	6	6	6	6	6	6	6	6	6	6	6	6	6	6	6	6	6	6	6	6	6	6	6	6	6	6	6	6	7	7	
	Number of Capacity Holders	5	5	5	5	5	5	5	5	5	5	5	5	5	5	5	5	5	5	5	5	5	5	5	5	5	5	5	5	5	5	
	Number of Bids	19	19	19	19	19	19	19	19	19	19	19	19	19	19	19	19	20	20	20	20	20	20	20	20	20	20	20	20	20	20	
Moldavia import RO_Cioara	Number of Capacity Traders	-	-	-	-	-	-	-	-	-	-	-	-	-	-	-	-	-	-	-	-	-	-	-	-	-	-	-	-	-		
	Number of Capacity Holders	-	-	-	-	-	-	-	-	-	-	-	-	-	-	-	-	-	-	-	-	-	-	-	-	-	-	-	-	-	-	
	Number of Bids	-	-	-	-	-	-	-	-	-	-	-	-	-	-	-	-	-	-	-	-	-	-	-	-	-	-	-	-	-	-	
Moldavia import RO_Costesti	Number of Capacity Traders	-	-	-	-	-	-	-	-	-	-	-	-	-	-	-	-	-	-	-	-	-	-	-	-	-	-	-	-	-		
	Number of Capacity Holders	-	-	-	-	-	-	-	-	-	-	-	-	-	-	-	-	-	-	-	-	-	-	-	-	-	-	-	-	-	-	
	Number of Bids	-	-	-	-	-	-	-	-	-	-	-	-	-	-	-	-	-	-	-	-	-	-	-	-	-	-	-	-	-	-	
Moldavia import RO_Vulcanesti	Number of Capacity Traders	-	-	-	-	-	-	-	-	-	-	-	-	-	-	-	-	-	-	-	-	-	-	-	-	-	-	-	-	-	-	
	Number of Capacity Holders	-	-	-	-	-	-	-	-	-	-	-	-	-	-	-	-	-	-	-	-	-	-	-	-	-	-	-	-	-	-	
	Number of Bids	-	-	-	-	-	-	-	-	-	-	-	-	-	-	-	-	-	-	-	-	-	-	-	-	-	-	-	-	-	-	

March 2020	Maximum	Minimum
Number of Capacity Traders	25	6
Number of Capacity Holders	20	3
Number of Bids	87	19

Market for Allocation of Cross-Border Capacities



Transelectrica®
Societate Administrată în Sistem Dualist

Statistics on Daily Auctions

March 2020		Daily Auctions																														
		1	2	3	4	5	6	7	8	9	10	11	12	13	14	15	16	17	18	19	20	21	22	23	24	25	26	27	28	29	30	31
Serbia Export	Maximum Number of Capacity Traders	8	8	9	10	8	8	8	7	7	8	8	7	8	9	8	8	8	8	7	7	8	8	8	8	8	8	8	8	8	8	8
	Maximum Number of Capacity Holders	7	8	7	8	7	8	7	7	7	7	7	6	8	7	6	8	8	8	7	7	8	7	7	7	7	8	7	8	8	8	
	Maximum Number of Bids	33	31	44	38	29	33	36	30	26	35	35	30	37	44	35	26	31	31	28	27	35	31	30	40	29	30	40	34	20	28	37
Serbia Import	Maximum Number of Capacity Traders	8	8	10	8	9	9	9	7	8	8	8	9	10	8	8	8	9	10	7	7	8	8	8	8	7	8	8	8	8	8	
	Maximum Number of Capacity Holders	8	8	9	7	8	8	8	6	8	8	7	7	9	7	8	8	7	8	6	6	8	8	8	7	7	8	8	7	7	7	
	Maximum Number of Bids	32	31	42	33	34	36	37	31	34	35	34	34	36	32	27	26	35	42	30	30	35	32	31	31	29	36	35	36	20	32	37
Bulgaria Export	Maximum Number of Capacity Traders	14	13	13	14	15	18	16	12	13	15	16	14	17	17	15	13	16	15	12	13	14	14	14	15	14	14	13	14	13	14	
	Maximum Number of Capacity Holders	12	13	13	14	14	16	14	11	12	14	14	13	15	15	13	13	14	13	11	11	11	13	13	13	12	13	12	13	11	13	12
	Maximum Number of Bids	28	24	26	29	34	34	33	30	34	38	37	31	33	37	31	24	32	34	30	33	32	34	34	35	33	38	35	35	30	33	32
Bulgaria Import	Maximum Number of Capacity Traders	13	13	15	12	10	15	15	11	11	12	12	15	15	15	14	15	15	15	14	13	14	13	12	13	12	13	12	13	12	14	14
	Maximum Number of Capacity Holders	12	13	14	12	9	14	14	10	11	12	12	15	14	14	13	14	14	15	14	13	14	13	11	13	12	12	12	13	12	13	13
	Maximum Number of Bids	22	23	28	20	17	23	24	22	22	23	22	25	27	29	22	22	22	23	25	20	21	21	18	22	18	21	17	20	19	22	20

Note: In the table are presented the daily maximum hourly values.

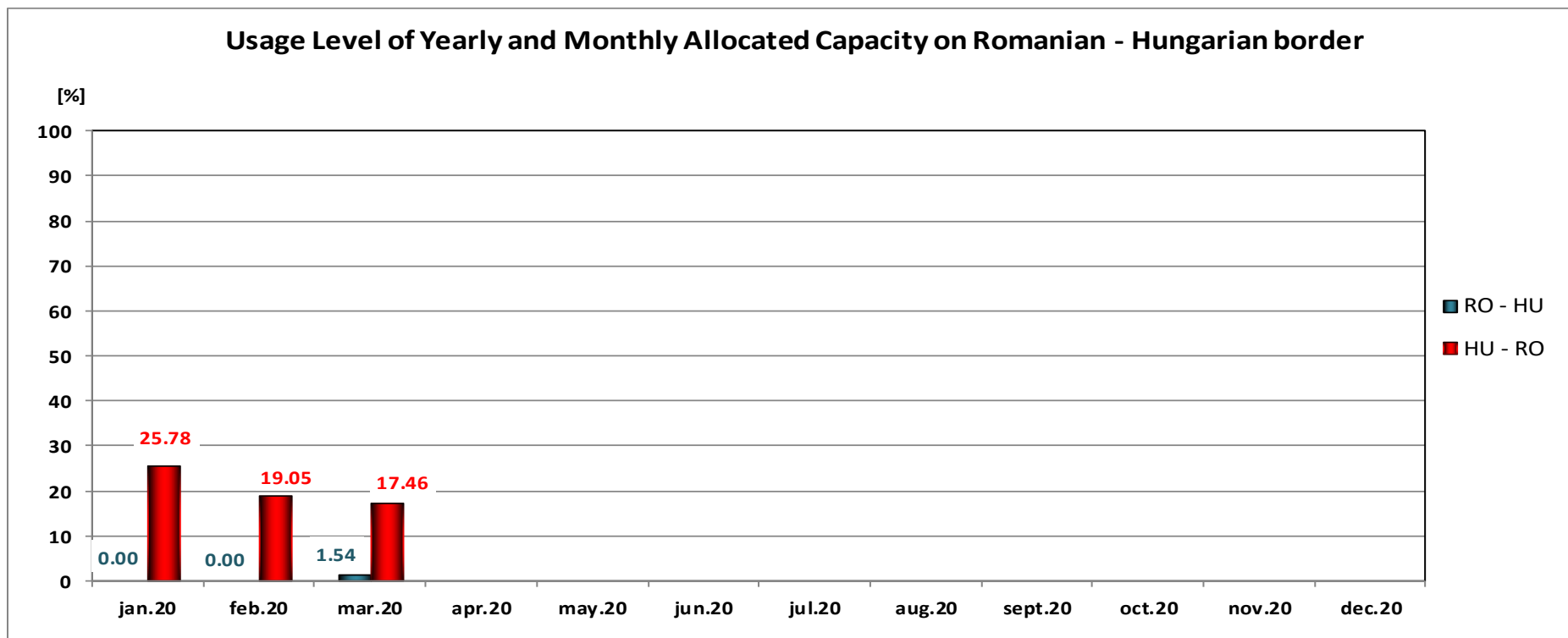
Market for Allocation of Cross-Border Capacities



Statistics on Intraday Auctions

March 2020		Intraday Auctions																														
		1	2	3	4	5	6	7	8	9	10	11	12	13	14	15	16	17	18	19	20	21	22	23	24	25	26	27	28	29	30	31
Serbia Export	Maximum Number of Capacity Traders	0	0	0	0	0	1	0	0	0	0	0	0	0	0	0	0	0	0	0	0	0	0	0	0	0	0	0	0	0	0	
	Maximum Number of Capacity Holders	-	-	-	-	-	1	-	-	-	-	-	-	-	-	-	-	-	-	-	-	-	-	-	-	-	-	-	-	-		
Serbia Import	Maximum Number of Capacity Traders	0	0	0	0	1	1	0	0	0	0	0	0	0	0	0	0	0	0	0	0	0	0	0	0	0	0	0	0	0		
	Maximum Number of Capacity Holders	-	-	-	-	1	1	-	-	-	-	-	-	-	-	-	-	-	-	-	-	-	-	-	-	-	-	-	-	-		

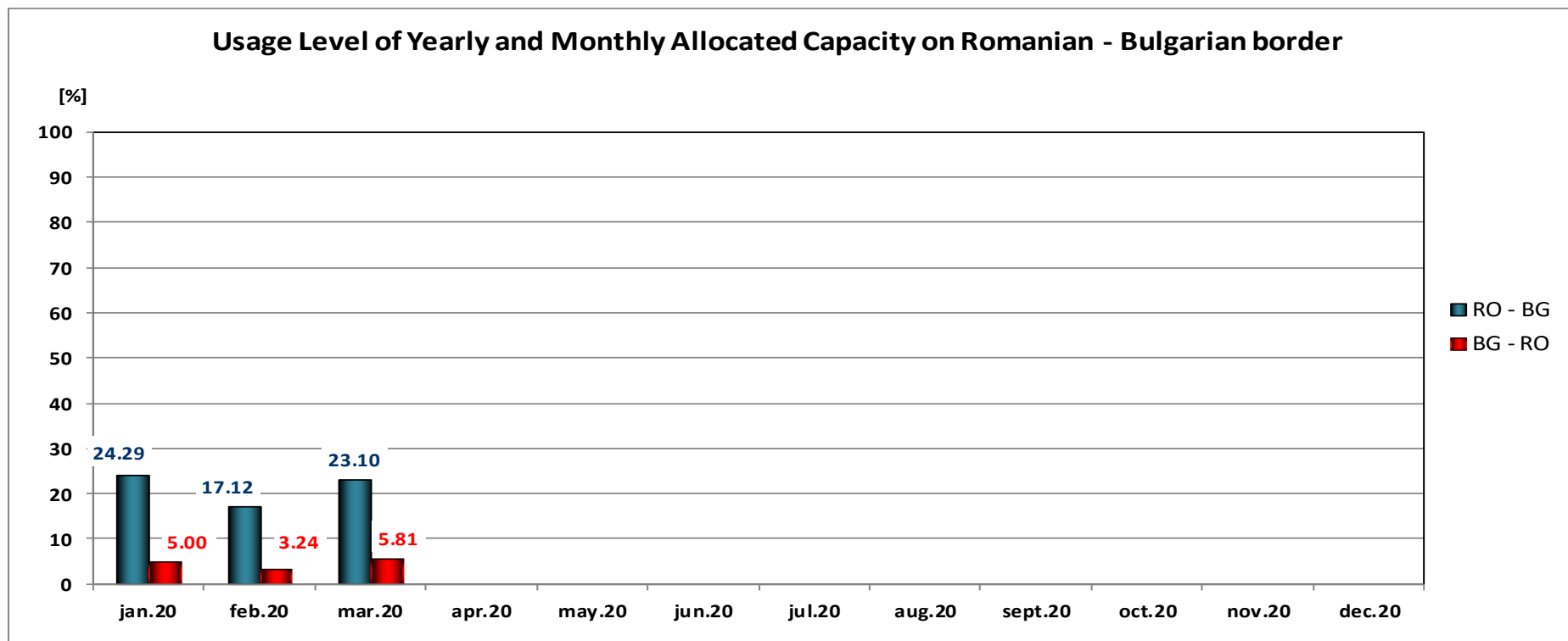
Note: In the table are presented the daily maximum hourly values.



CET

Usage level of yearly and monthly allocated capacity was calculated as ratio between nominated capacity and sum of allocated capacity at yearly and monthly auctions after returns.

From the beginning of the year, the average values (arithmetic) of usage level are: 0.51 % on export direction and 20.76 % on import direction.



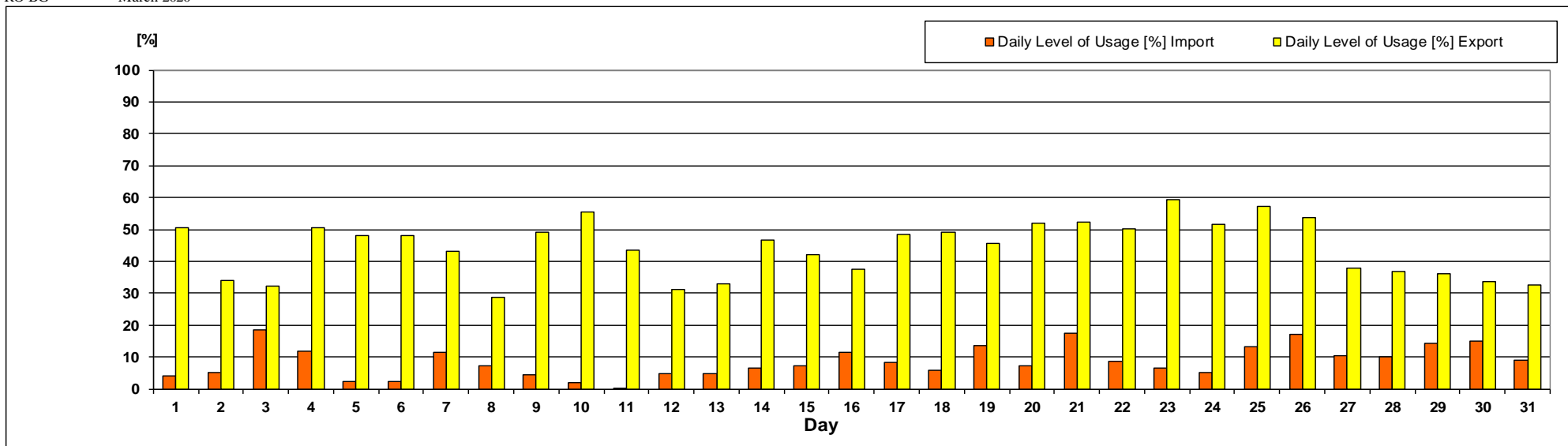
CET

Usage level of yearly and monthly allocated capacity was calculated as ratio between nominated capacity and sum of allocated capacity at yearly and monthly auctions after returns.

From the beginning of the year, the average values (arithmetic) of usage level are: 21.5 % on export direction and 4.68 % on import direction.

RO-BG

March 2020

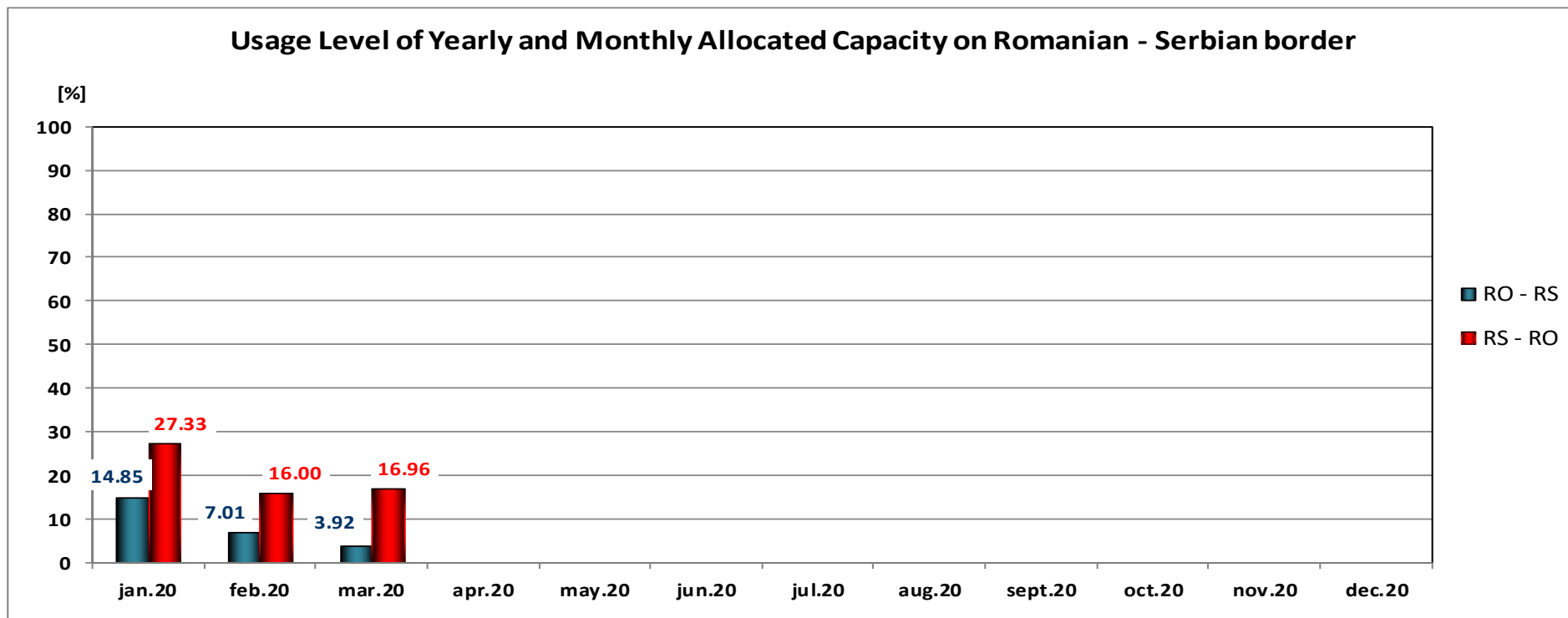


Daily Level of Usage [%]

March 2020	1	2	3	4	5	6	7	8	9	10	11	12	13	14	15	16	17	18	19	20	21	22	23	24	25	26	27	28	29	30	31
Import	4.16	4.98	18.31	11.94	2.45	2.46	11.32	7.35	4.50	1.77	0.22	4.92	4.86	6.63	7.33	11.53	8.11	5.76	13.61	7.13	17.43	8.56	6.50	5.11	13.28	17.06	10.45	10.08	14.23	14.99	8.83
Export	50.40	33.90	32.34	50.67	47.96	47.93	43.22	28.66	49.04	55.54	43.58	31.09	33.01	46.73	42.14	37.54	48.33	49.05	45.67	52.10	52.34	50.12	59.31	51.50	57.28	53.64	37.88	36.62	36.19	33.52	32.61

Level of usage of daily allocated capacity, calculated at monthly level, as ratio between sum of nominated daily capacities and sum of daily allocated capacities, has the following values:

- Import 8.77 [%]
- Export 44.05 [%]



CET

Usage level of yearly and monthly allocated capacity was calculated as ratio between nominated capacity and sum of allocated capacity at yearly and monthly auctions after returns.

From the beginning of the year, the average values (arithmetic) of usage level are: 8.6 % on export direction and 20.1 % on import direction.



Transelectrica®
Societate Administrată în Sistem Dualist

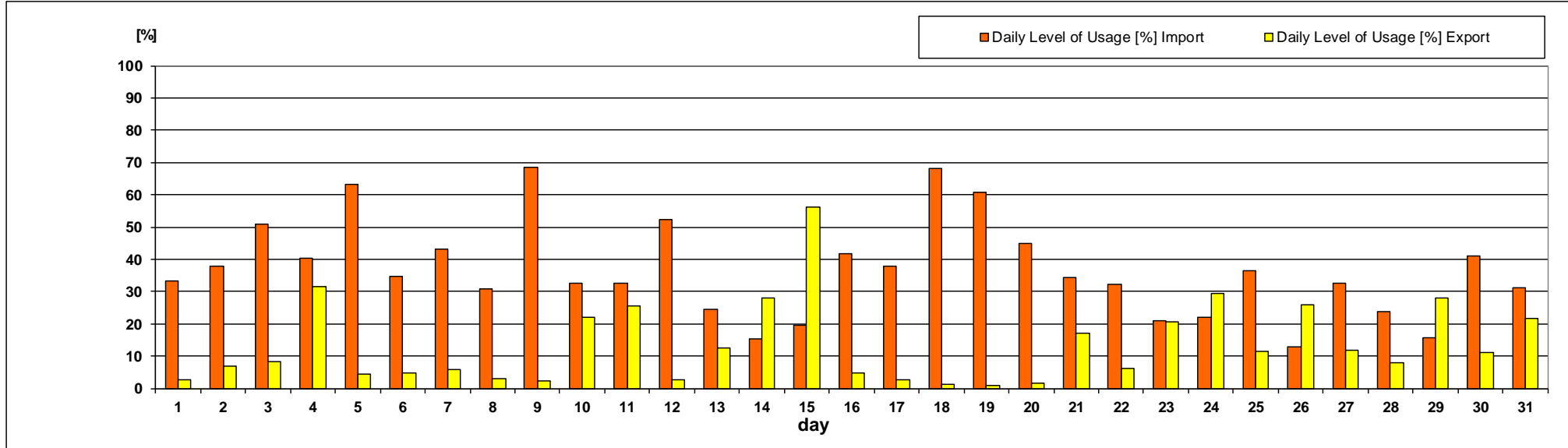
Market for Allocation of Cross-Border Capacities

Daily Auctions on Romanian – Serbian border

Usage Level of Daily Allocated Capacity

Serbia

March 2020



Daily Level of Usage [%]

March 2020	1	2	3	4	5	6	7	8	9	10	11	12	13	14	15	16	17	18	19	20	21	22	23	24	25	26	27	28	29	30	31
Import	33.13	37.90	51.05	40.33	63.37	34.62	43.07	30.68	68.38	32.61	32.58	52.40	24.37	15.35	19.40	41.76	37.92	68.21	60.82	45.00	34.25	32.11	20.83	21.92	36.62	13.01	32.63	23.86	15.72	40.91	31.00
Export	2.80	6.90	8.38	31.40	4.41	4.70	5.84	3.05	2.19	21.98	25.62	2.54	12.45	28.11	55.99	4.67	2.48	1.35	0.89	1.66	16.92	6.22	20.73	29.27	11.48	25.76	11.97	8.10	27.83	11.21	21.78

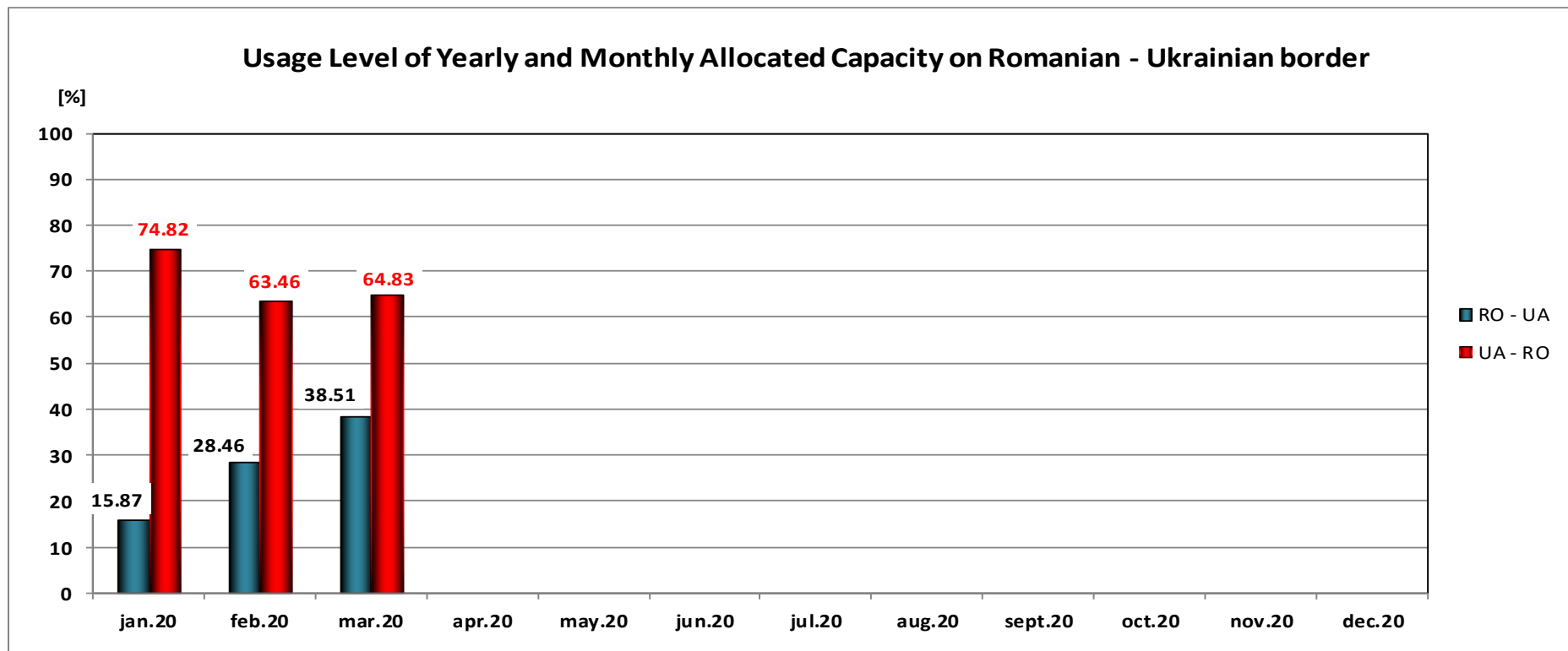
Level of usage of daily allocated capacity, calculated at monthly level, as ratio between sum of nominated daily capacities and sum of daily allocated capacities, has the following values:

- Import 35.98 [%]
- Export 13.01 [%]

Intraday Level of Usage [%]

March 2020	1	2	3	4	5	6	7	8	9	10	11	12	13	14	15	16	17	18	19	20	21	22	23	24	25	26	27	28	29	30	31
Import	-	-	-	-	0.00	0.00	-	-	-	-	-	-	-	-	-	-	-	-	-	-	-	-	-	-	-	-	-	-	-	-	
Export	-	-	-	-	-	0.00	-	-	-	-	-	-	-	-	-	-	-	-	-	-	-	-	-	-	-	-	-	-	-		

Level of usage of intraday allocated capacity, calculated at monthly level, as ratio between sum of nominated intraday capacities and sum of intraday allocated capacities, was zero on Serbian border.



CET

Usage level of yearly and monthly allocated capacity was calculated as ratio between nominated capacity and sum of allocated capacity at yearly and monthly auctions.

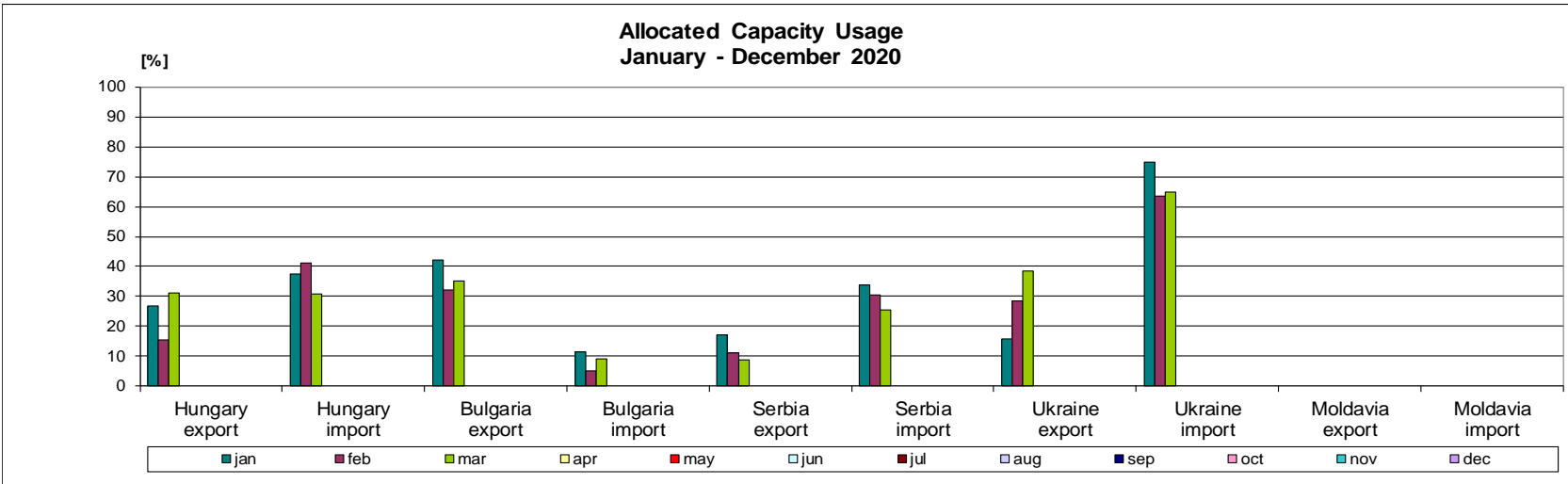
From the beginning of the year, the average values (arithmetic) of usage level are: 27.61 % on export direction and 67.7 % on import direction.



Transelectrica®
Societate Administrată în Sistem Dualist

Market for Allocation of Cross-Border Capacities

Usage level of capacity rights



The level of usage of total capacity rights on one border and direction represent the percentage ratio between the energy associated with the commercial transactions, nominated during a month, and the energy associated with the total capacity rights.

[%]	Hungary export	Hungary import	Bulgaria export	Bulgaria import	Serbia export	Serbia import	Ukraine export	Ukraine import	Moldavia export	Moldavia import
jan	26.94	37.53	42.28	11.32	17.26	33.77	15.87	74.82	-	-
feb	15.52	41.05	32.10	5.03	10.98	30.55	28.46	63.46	-	-
mar	31.14	30.89	35.00	9.22	8.67	25.55	38.51	64.83	-	-
apr										
may										
jun										
jul										
aug										
sep										
oct										
nov										
dec										
average	24.53	36.49	36.46	8.52	12.30	29.96	27.61	67.70	-	-

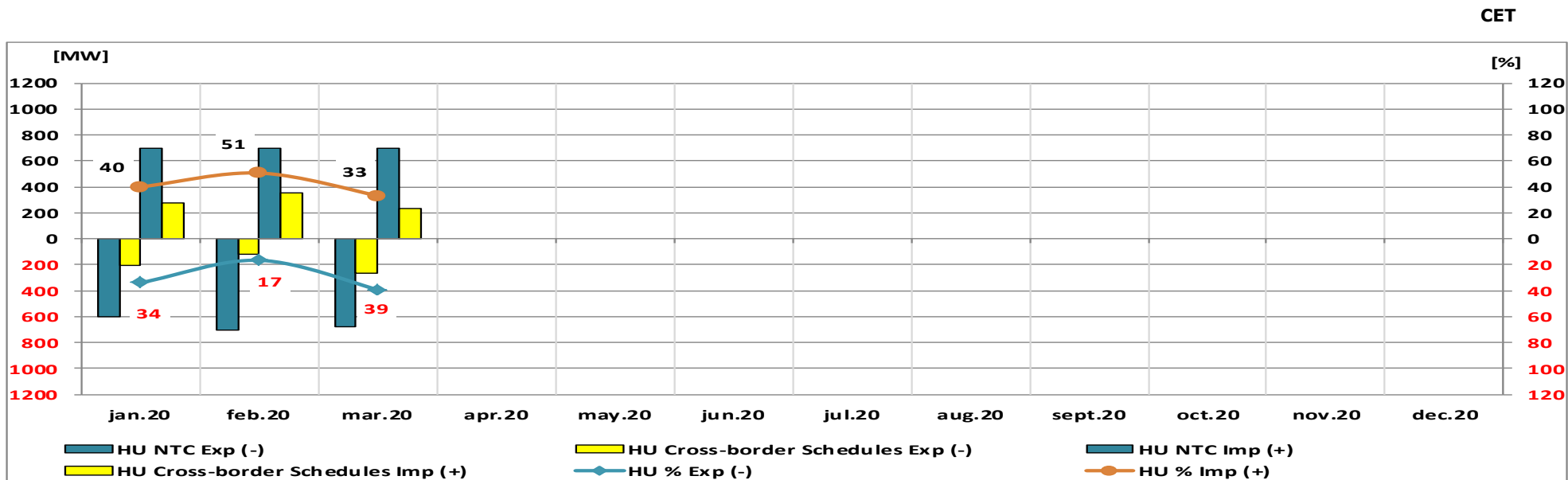
Type B

In March 2020, it was noticed a low level of capacity usage and the highest level of usage was on import direction from Ukraine.

Market for Allocation of Cross-Border Capacities



Usage Level of NTC on Romanian – Hungarian border



Hungary (monthly averages values, MW)	jan.20	feb.20	mar.20	apr.20	may.20	jun.20	jul.20	aug.20	sept.20	oct.20	nov.20	dec.20	sum
HU NTC Exp (-)	-600	-700	-675										-1975
HU Cross-border Schedules Exp (-)	-203	-116	-265										-584
HU NTC Imp (+)	700	700	701										2101
HU Cross-border Schedules Imp (+)	280	355	232										868

The level of usage was calculated as ratio between total cross-border schedules (capacity nominated on long and short term) and NTC. From the beginning of the year, the average values (arithmetic) of usage level are: 29.87 % on export direction and 41.32 % on import direction.

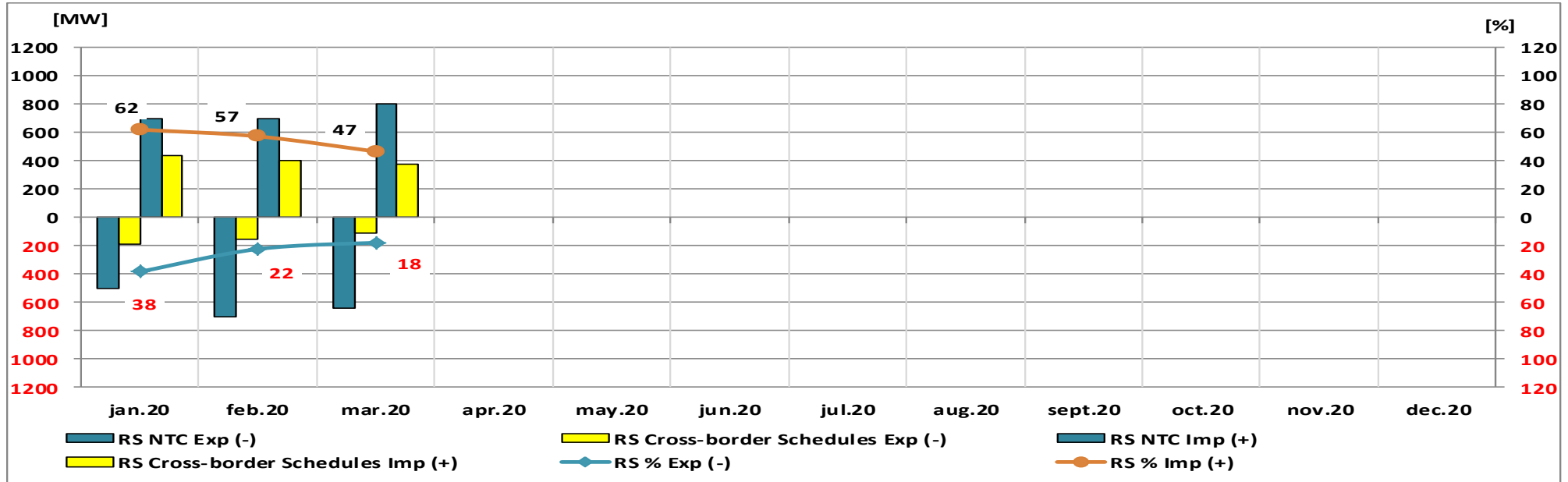


Transelectrica®
Societate Administrată în Sistem Dualist

Market for Allocation of Cross-Border Capacities

Usage Level of NTC on Romanian – Serbian border

CET



Serbia (monthly averages values, MW)	jan.20	feb.20	mar.20	apr.20	may.20	jun.20	jul.20	aug.20	sept.20	oct.20	nov.20	dec.20	sum
RS NTC Exp (-)	-500	-700	-640										-1840
RS Cross-border Schedules Exp (-)	-192	-156	-114										-461
RS NTC Imp (+)	700	700	801										2201
RS Cross-border Schedules Imp (+)	435	401	373										1209

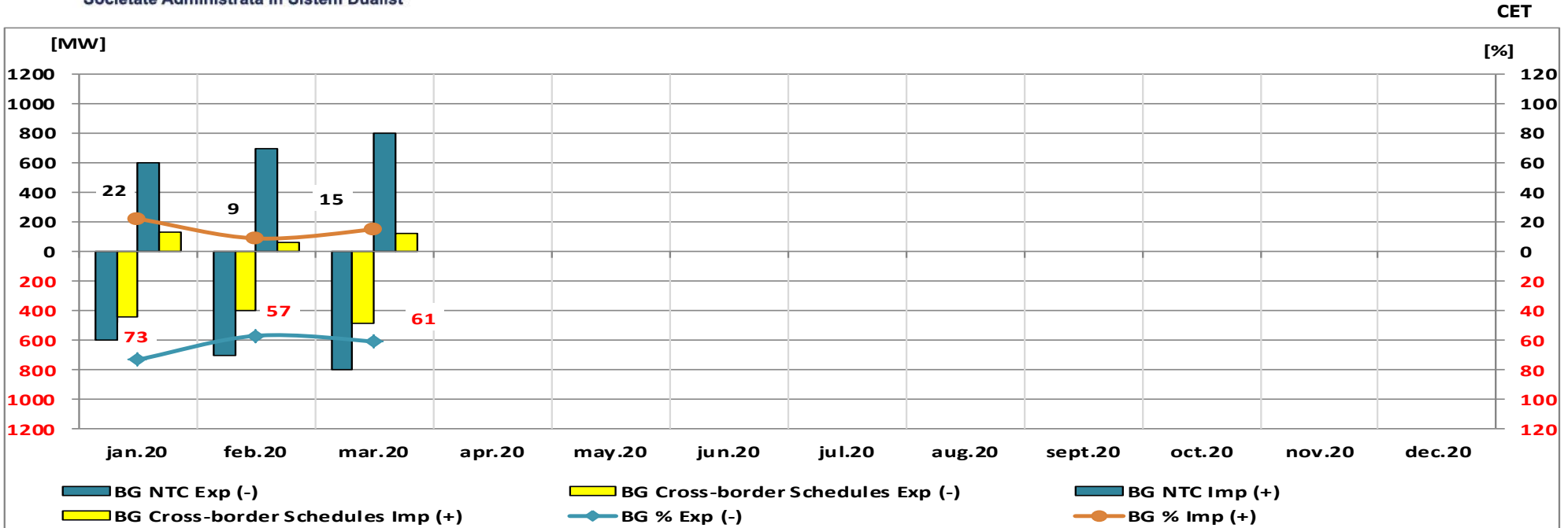
The level of usage was calculated as ratio between total cross-border schedules (capacity nominated on long and short term) and NTC. From the beginning of the year, the average values (arithmetic) of usage level are: 26.14 % on export direction and 55.33 % on import direction.



Transelectrica®
Societate Administrată în Sistem Dualist

Market for Allocation of Cross-Border Capacities

Usage Level of NTC on Romanian – Bulgarian border



Bulgaria (monthly averages values, MW)	jan.20	feb.20	mar.20	apr.20	may.20	jun.20	jul.20	aug.20	sept.20	oct.20	nov.20	dec.20	sum
BG NTC Exp (-)	-600	-700	-801										-2101
BG Cross-border Schedules Exp (-)	-438	-398	-487										-1323
BG NTC Imp (+)	600	700	801										2101
BG Cross-border Schedules Imp (+)	134	63	122										319

The level of usage was calculated as ratio between total cross-border schedules (capacity nominated on long and short term) and NTC. From the beginning of the year, the average values (arithmetic) of usage level are: 63.53 % on export direction and 15.52 % on import direction.

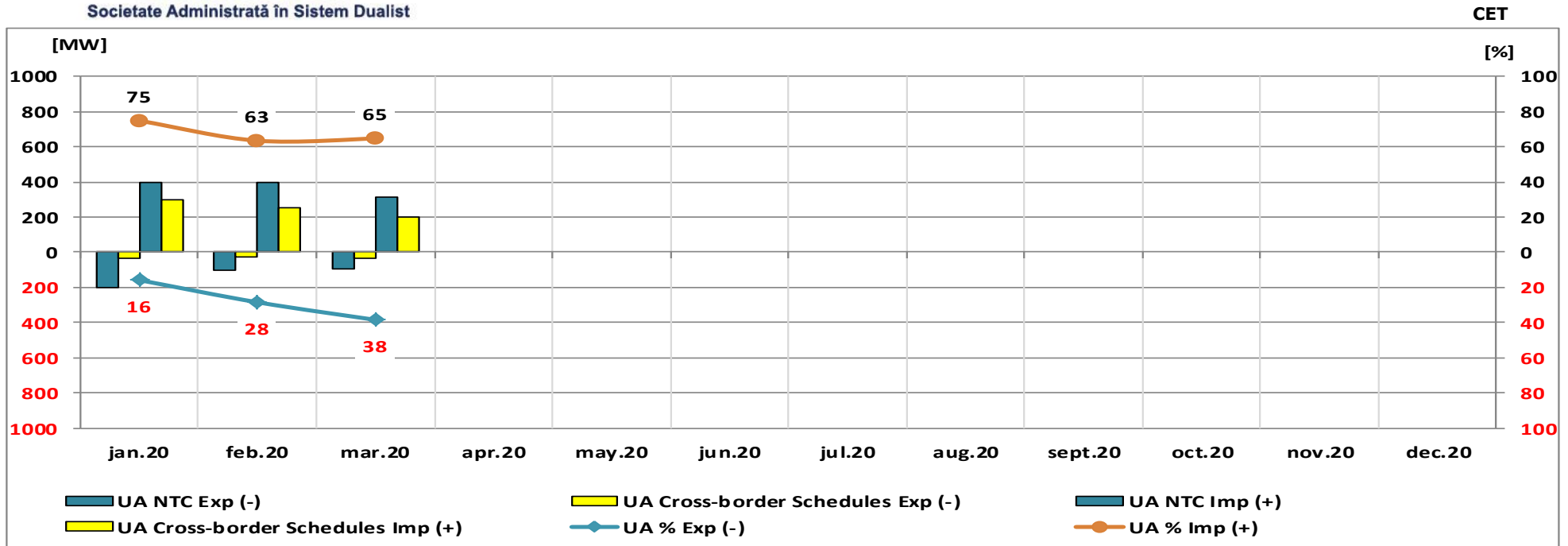


Transelectrica®

Societate Administrată în Sistem Dualist

Market for Allocation of Cross-Border Capacities

Usage Level of NTC on Romanian – Ukrainian border



Ukraine (monthly averages values, MW)	jan.20	feb.20	mar.20	apr.20	may.20	jun.20	jul.20	aug.20	sept.20	oct.20	nov.20	dec.20	sum
UA NTC Exp (-)	-200	-100	-94										-394
UA Cross-border Schedules Exp (-)	-31.7	-28.5	-36.0										-96
UA NTC Imp (+)	400	400	310										1110
UA Cross-border Schedules Imp (+)	299	254	201										754

The level of usage was calculated as ratio between total cross-border schedules (capacity nominated on long and short term) and NTC. From the beginning of the year, the average values (arithmetic) of usage level are: 27.6% on export direction and 67.68% on import direction.



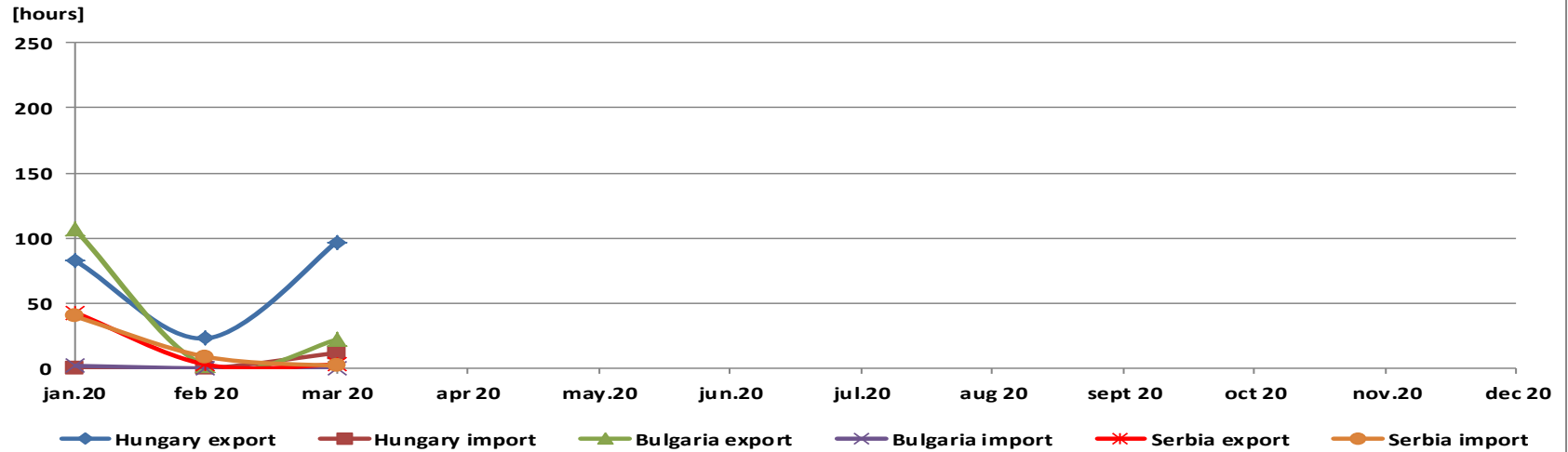
Transelectrica®
Societate Administrată în Sistem Dualist

Market for Allocation of Cross-Border Capacities

Maximization of NTC Usage

CET

Number of hours in which the sum of nominated cross-border schedules is higher than NTC



Number of hours	jan.20	feb 20	mar 20	apr 20	may.20	jun.20	jul.20	aug 20	sept 20	oct 20	nov.20	dec 20
Hungary export	83	23	97									
Hungary import	0	0	12									
Bulgaria export	107	2	22									
Bulgaria import	2	0	0									
Serbia export	43	3	3									
Serbia import	40	9	2									

By making efficient use of the interconnection (applying “netting” principle in daily and intra-day offered capacity calculation) there are some hours in which sum of nominated cross-border schedules is higher than the NTC.

Synthesis (C1, C3, HHI) on type of auction and total values

March 2020

Border	Auction												Total		
	Yearly			Monthly			Daily			Intraday			C1 [%]	C3 [%]	HHI
	C1 [%]	C3 [%]	HHI	C1 [%]	C3 [%]	HHI	C1 [%]	C3 [%]	HHI	C1 [%]	C3 [%]	HHI			
<i>Hungary import</i>	28.57	57.43	1565	18.21	50.36	1304	-	-	-	-	-	-	17.62	46.98	1136
<i>Hungary export</i>	27.51	55.87	1432	21.62	50.33	1308	-	-	-	-	-	-	17.60	45.92	989
<i>Bulgaria import</i>	36.00	56.00	1769	31.89	52.16	1486	32.95	58.04	1662	-	-	-	19.27	46.74	964
<i>Bulgaria export</i>	22.09	56.63	1517	20.23	52.05	1206	22.18	54.41	1402	-	-	-	16.37	46.36	981
<i>Serbia import</i>	20.00	56.00	1522	34.55	68.73	2037	40.34	74.74	2447	88.76	100.00	8005	18.24	53.09	1331
<i>Serbia export</i>	30.40	68.00	1899	31.69	65.67	1921	36.78	69.29	2198	100.00	100.00	10000	21.53	55.25	1309
<i>Ukraine import</i>	-	-	-	30.52	78.39	2371	-	-	-	-	-	-	30.52	78.39	2371
<i>Ukraine export</i>	-	-	-	40.00	100.00	3600	-	-	-	-	-	-	40.00	100.00	3600
<i>Moldavia import</i>	-	-	-	-	-	-	-	-	-	-	-	-	-	-	-

Note:

- On the Hungarian border the implicit daily allocation is done through the market coupling mechanism of CZ-SK-HU day-ahead electricity markets (starting with 20.11.2014) and implicit intraday allocation is organized due to the integration of Romanian intraday market in SIDC - Single Intra-Day Market (starting with 20.11.2019).
- On the Bulgarian border implicit intraday allocation is organized due to the integration of Romanian intraday market in SIDC (Single Intra-Day Market) (starting with 20.11.2019).



Email: Monitorizare.Piata@transelectrica.ro

Fax: 021 3035630