



**Transelectrica®**  
Societate Administrată în Sistem Dualist

---

# **MARKET MONITORING REPORT**

## **Market for Allocation of Cross-Border Capacities**

**April 2020**

---



ANRE - Romanian Energy Regulatory Authority  
HHI - Herfindahl-Hirschman Index  
BRP - Balance Responsible Party  
BM - Balancing Market  
DAM - Day Ahead Market  
TSO - Transmission System Operator  
DU – Dispatchable Unit  
PN – Physical Notification  
NDC - National Dispatching Center  
C1 – The market share of the largest market participant  
C3 – Total market share of top 3 market participants  
NPS – Minimum number of residual generators  
TTC – Total Transfer Capacity  
NTC – Net Transfer Capacity  
ATC – Available Transfer Capacity

Transelectrica, the Romanian Transmission System Operator, operates and monitors the activity of 3 types of markets: Balancing Market, Ancillary Services Market and Market for Allocation of Cross-Border Capacities.

Using the records from the markets data base, Transelectrica prepares daily, weekly and monthly monitoring reports. A part of the data included in these reports (those data which are not confidential) is published on the website **[www.transelectrica.ro](http://www.transelectrica.ro)**

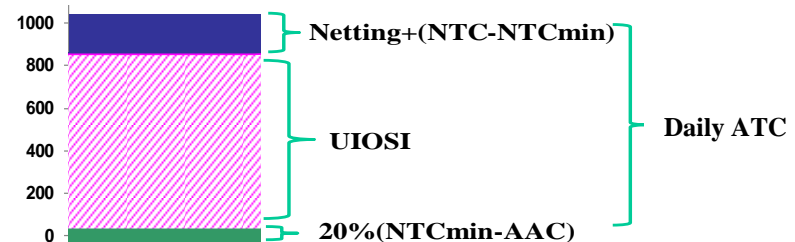
# General Remarks



Transelectrica®

Societate Administrată în Sistem Dualist

- According to the agreements between Transelectrica and neighbors for year 2020 :
  - ✓ on the Bulgarian border, the bilateral coordinated allocation is done for 100% of total capacity by Transelectrica for daily auctions. Starting with 20.11.2019, implicit intraday allocation with continuous trading is organized on the Bulgarian border, due to the integration of Romanian intraday market in SIDC (Single Intra-Day Market). In the event of decoupling, no explicit intraday auctions are organized on RO – BG border; the “netting” is applied to daily and intraday allocation.
  - ✓ on the Hungarian border, starting with 20.11.2019 is organized implicit intraday allocation with continuous trading, due to the integration of Romanian intraday market in SIDC (Single Intra-Day Market). In the event of decoupling, no explicit intraday auctions are organized on RO – HU border. Implicit daily allocations are held since the CZ-SK-HU-RO day-ahead market coupling. In the event of decoupling, MAVIR is in charge with the explicit daily auctions (shadow auctions) for RO-HU border. The “netting” is applied to daily and intraday allocation.
  - ✓ on the Serbian border, the bilateral coordinated allocation, is done for 100% of total capacity by EMS (Serbia) for daily auctions and by Transelectrica for long term and intraday auctions. The “netting” is applied to daily and intraday allocation. The intraday allocation is done in six auction sessions for time intervals: 00:00-04:00, 04:00-08:00, 08:00-12:00, 12:00-16:00, 16:00-20:00, 20:00-00:00 CET.
  - ✓ *UIOSI* („use it or sell it”) principle is applied on Hungarian, Bulgarian and Serbian borders.
  - ✓ the long term auctions on Hungarian and Bulgarian borders are held by Joint Allocation Office (JAO) based on Allocation Rules for Forward Capacity Allocation (HAR) and border specific Annex. On these borders it is applied:
    - ✓ reservation of a percentage of interconnection capacity for short term auction, offered capacity being calculated as 80% of the minimum of available capacities of all periods of the month;



- Transelectrica’s auctions are held on Damas platform, with euro currency trading;
- On Romania – Bulgaria, Romania – Serbia and Romania – Hungary border, the use of the physical transport rights is performed in accordance with the m:n nomination principle, for all time horizons.



- Long term auction results on the Hungarian and Bulgarian borders are provide by JAO and daily auction results on the Serbian border (auction prices, allocated capacities) are provided by the respective TSO.
- Usage of allocated capacity on Ukrainian and Moldavian border is restricted by Ukrainian TSO agreement and respectively by the approval of the distribution operator of the passive consumption islands.
- Monthly auctions for April 2020 were held as:
  - ✓ import/export Hungary\*: 01.04 – 30.04.2020;
  - ✓ import/export Bulgaria\*: 01.04 – 30.04.2020;
  - ✓ import Serbia: 01 – 05.04.2020; 06 – 12.04.2020; 13 – 21.04.2020; 22 – 24.04.2020; 25 – 26.04.2020; 27 – 30.04.2020;
  - ✓ export Serbia: : 01 – 03.04.2020; 04 – 05.04.2020; 06 – 10.04.2020; 11 – 12.04.2020; 13.04.2020; 14.04.2020; 15 – 17.04.2020; 18 – 21.04.2020; 22 – 26.04.2020; 27 – 30.04.2020;
  - ✓ import/export Ukraine: 01 – 21.04.2020; 25 – 30.04.2020.
- In April 2020 there were no auctions held on Moldavian border. Between 22.04 – 24.04.2020, the 400 kV OHL Rosiori – Mukacevo was out of operation for planned maintenance program, so transfer capacity was not available on the Ukrainian border.

\* according to the allocation rules, monthly offered capacity was calculated taking into account the minimum of NTC's monthly values.

## Monthly auction Results of 01 – 30 April 2020

	Prices [euro/MWh]	Capacities [MW]								
	Results	TTC	NTC	ATC	AAC	Reserved	Offered	Requested	Alocated	Final Rights*
<b>Hungary export</b>										
<i>01 - 10 April 2020</i>	0.54	600	500	151	349	0	120	1341	120	469
<i>11 - 12 April 2020</i>	0.54	700	600	251	349	0	120	1341	120	469
<i>13 - 17 April 2020</i>	0.54	650	550	201	349	0	120	1341	120	469
<i>18 - 19 April 2020</i>	0.54	700	600	251	349	0	120	1341	120	469
<i>20 - 21 April 2020</i>	0.54	650	550	201	349	0	120	1341	120	469
<i>22 - 24 April 2020</i>	0.54	800	700	351	349	0	120	1341	120	469
<i>25 - 26 April 2020</i>	0.54	750	650	301	349	0	120	1341	120	469
<i>27 - 29 April 2020</i>	0.54	700	600	251	349	0	120	1341	120	469
<i>30 April 2020</i>	0.54	650	550	201	349	0	120	1341	120	469
<b>Hungary import</b>										
<i>01 - 12 April 2020</i>	0.77	600	500	150	350	80	200	1950	200	470
<i>13 - 14 April 2020</i>	0.77	700	600	250	350	80	200	1950	200	470
<i>15 - 17 April 2020</i>	0.77	600	500	150	350	80	200	1950	200	470
<i>18 - 19 April 2020</i>	0.77	700	600	250	350	80	200	1950	200	470
<i>20 - 24 April 2020</i>	0.77	600	500	150	350	80	200	1950	200	470
<i>25 - 30 April 2020</i>	0.77	650	550	200	350	80	200	1950	200	470
<b>Bulgaria export</b>										
<i>01 - 30 April 2020</i>	0.18	1000	900	651	249	0	520	3235	520	769
<b>Bulgaria import</b>										
<i>01 - 30 April 2020</i>	0.07	1000	900	650	250	0	520	3150	518	768

Note:

ATC values on Hungarian and Bulgarian borders are calculated before the reservation of capacity. Offered capacity includes reservation and returned capacity.

Requested = requested capacity that remains after automatic rejection of the offers with credit limit exceeded

Final rights = monthly allocated capacity + yearly allocated capacity after returns and withdrawals.

# Market for Allocation of Cross-Border Capacities



**Transelectrica®**  
Societate Administrată în Sistem Dualist

## Monthly auction Results of 01 – 30 April 2020

	Prices [euro/MWh]	Capacities [MW]								
		Results	TTC	NTC	ATC	AAC	Reserved	Offered	Requested	Allocated
<b>Serbia export</b>										
01 - 03 April 2020	0.12	550	450	200	250	-	200	504	200	450
04 - 05 April 2020	0.11	600	500	250	250	-	250	519	250	500
06 - 10 April 2020	0.09	550	450	200	250	-	200	439	200	450
11 - 12 April 2020	0.06	650	550	300	250	-	300	454	300	550
13 April 2020	0.07	600	500	250	250	-	250	424	250	500
14 April 2020	0.09	550	450	200	250	-	200	444	200	450
15 - 17 April 2020	0.07	600	500	250	250	-	250	434	250	500
18 - 21 April 2020	0.06	650	550	300	250	-	300	449	300	550
22 - 26 April 2020	0.06	700	600	350	250	-	350	464	350	600
27 - 30 April 2020	0.06	650	550	300	250	-	300	449	300	550
<b>Serbia import</b>										
01 - 05 April 2020	0.39	500	400	150	250	-	150	621	150	400
06 - 12 April 2020	0.35	550	450	200	250	-	200	643	200	450
13 - 21 April 2020	0.25	700	600	350	250	-	350	732	350	600
22 - 24 April 2020	0.51	500	400	150	250	-	150	623	150	400
25 - 26 April 2020	0.31	650	550	300	250	-	300	744	300	550
27 - 30 April 2020	0.33	600	500	250	250	-	250	691	250	500
<b>Ukraine export</b>										
01 - 21 April 2020	1.55	200	100	100	-	-	100	160	100	100
22 - 24 April 2020	-	0	0	-	-	-	-	-	-	-
25 - 30 April 2020	1.55	200	100	100	-	-	100	160	100	100
<b>Ukraine import</b>										
01 - 21 April 2020	0.21	200	100	100	-	-	100	180	100	100
22 - 24 April 2020	-	0	0	-	-	-	-	-	-	-
25 - 30 April 2020	0.30	200	100	100	-	-	100	180	100	100
<b>Moldavia export</b>										
01 - 30 April 2020	-	-	-	-	-	-	-	-	-	-
<b>Moldavia import</b>										
01 - 30 April 2020	-	-	-	-	-	-	-	-	-	-
RO_Vulcanesti	-	-	-	-	-	-	-	-	-	-
01 - 30 April 2020	-	-	-	-	-	-	-	-	-	-
RO_Costesti	-	-	-	-	-	-	-	-	-	-
01 - 30 April 2020	-	-	-	-	-	-	-	-	-	-
RO_Cioara	-	-	-	-	-	-	-	-	-	-

Note:

Requested = requested capacity that remains after automatic rejection of the offers with credit limit exceeded

Final rights = monthly allocated capacity + yearly allocated capacity after returns and withdrawals.

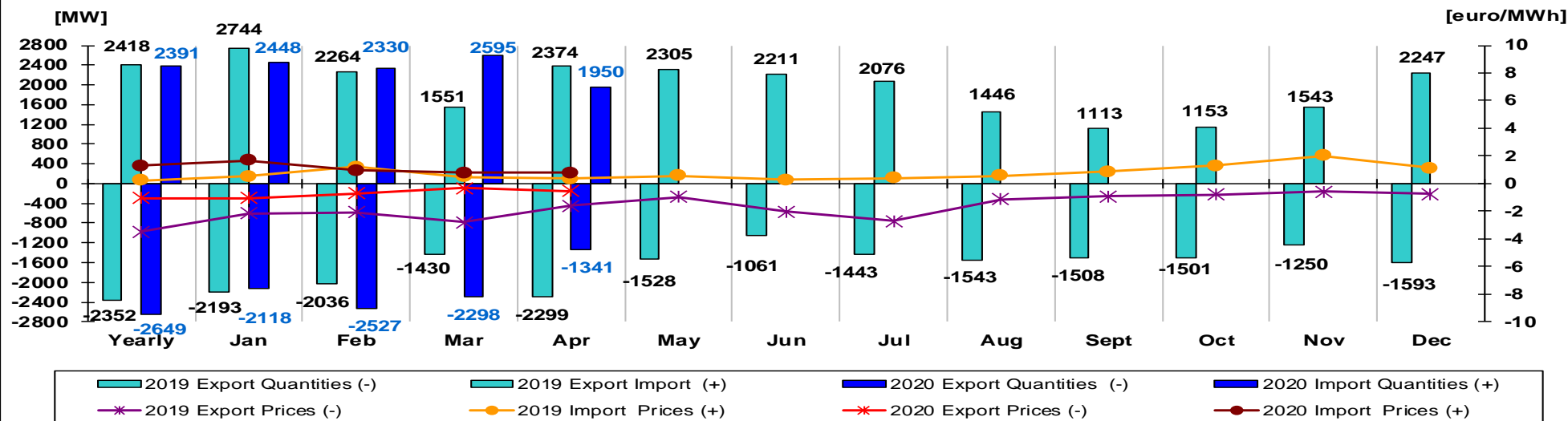
# Market for Allocation of Cross-Border Capacities



Transelectrica®

Societate Administrată în Sistem Dualist

Weighted average of requested capacities correlated with auction clearing price (weighted with allocated capacities) on Hungarian border



Border	Yearly	Jan. 20	Feb.20	Mar.20	Apr.20	May 20	Jun. 20	Jul. 20	Aug. 20	Sept. 20	Oct. 20	Nov.20	Dec. 20
Hungary export	1.03	1.05	0.72	0.33	0.54								
Hungary import	1.28	1.67	0.96	0.78	0.77								

Border	Yearly	Jan. 19	Feb.19	Mar.19	Apr.19	May 19	Jun. 19	Jul. 19	Aug. 19	Sept. 19	Oct. 19	Nov.19	Dec. 19
Hungary export	3.46	2.14	2.07	2.81	1.61	0.96	2.02	2.71	1.13	0.94	0.81	0.57	0.75
Hungary import	0.24	0.51	1.19	0.49	0.37	0.59	0.27	0.42	0.56	0.87	1.31	2.00	1.13

- Compared with previous year, in April 2020 the auction price significantly decreased on export direction, while offered capacity was higher and requested capacity was lower. On import direction, monthly auction price increased compared with similar period of previous year, while offered capacity and requested capacity were lower.



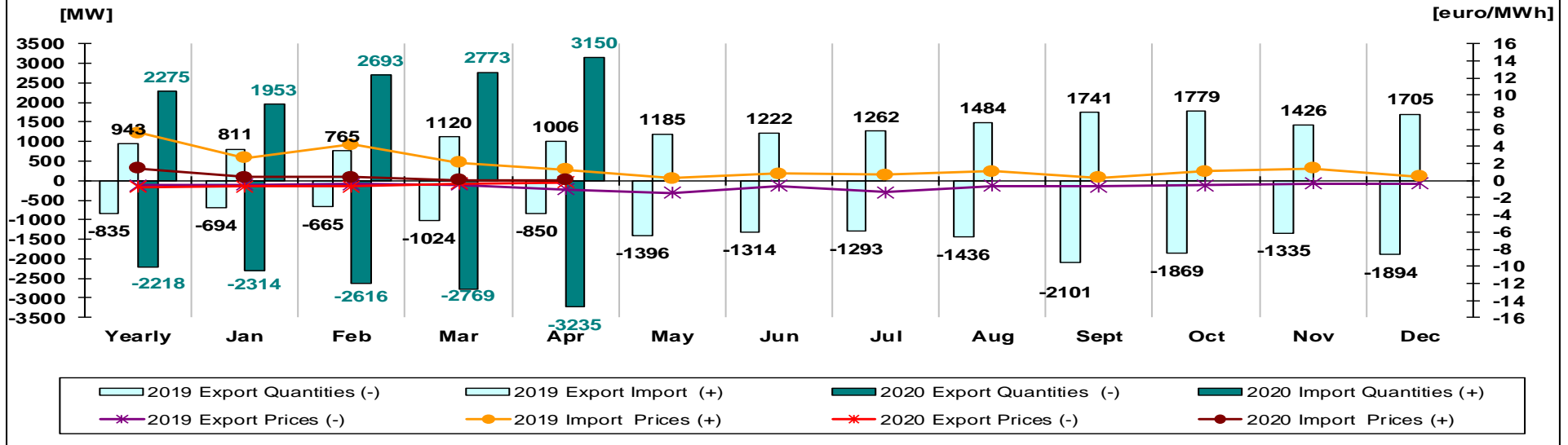


Transelectrica®

Societate Administrată în Sistem Dualist

# Market for Allocation of Cross-Border Capacities

Weighted average of requested capacities correlated with auction clearing price (weighted with allocated capacities) on Bulgarian border



Border	Yearly	Jan. 20	Feb.20	Mar.20	Apr.20	May 20	Jun. 20	Jul. 20	Aug. 20	Sept. 20	Oct. 20	Nov.20	Dec. 20
Bulgaria export	0.77	0.71	0.68	0.35	0.18								
Bulgaria import	1.43	0.41	0.40	0.09	0.07								

Border	Yearly	Jan. 19	Feb.19	Mar.19	Apr.19	May 19	Jun. 19	Jul. 19	Aug. 19	Sept. 19	Oct. 19	Nov.19	Dec. 19
Bulgaria export	0.51	0.47	0.44	0.46	1.03	1.45	0.58	1.36	0.61	0.71	0.51	0.37	0.35
Bulgaria import	5.60	2.67	4.24	2.09	1.27	0.27	0.82	0.68	1.11	0.31	1.11	1.42	0.51

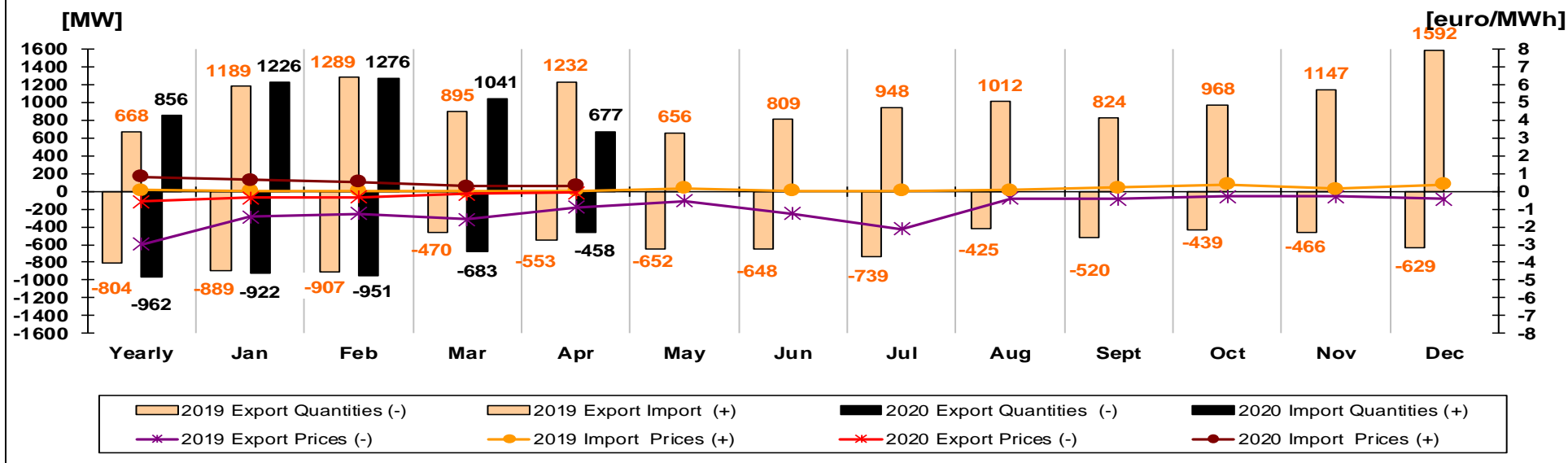
- Compared with previous year, in April 2020 the auction price decreased on export direction, while offered capacity and requested capacity were higher. On import direction, monthly auction price decreased compared with similar period of previous year, while offered capacity and requested capacity were higher.

# Market for Allocation of Cross-Border Capacities



**Transelectrica®**  
Societate Administrată în Sistem Dualist

**Weighted average of requested capacities correlated with auction clearing price (weighted with allocated capacities) on Serbian border**



Border	Yearly	Jan. 20	Feb.20	Mar.20	Apr.20	May 20	Jun. 20	Jul. 20	Aug. 20	Sept. 20	Oct. 20	Nov.20	Dec. 20
Serbia export	0.56	0.36	0.32	0.13	0.07								
Serbia import	0.82	0.66	0.52	0.29	0.32								

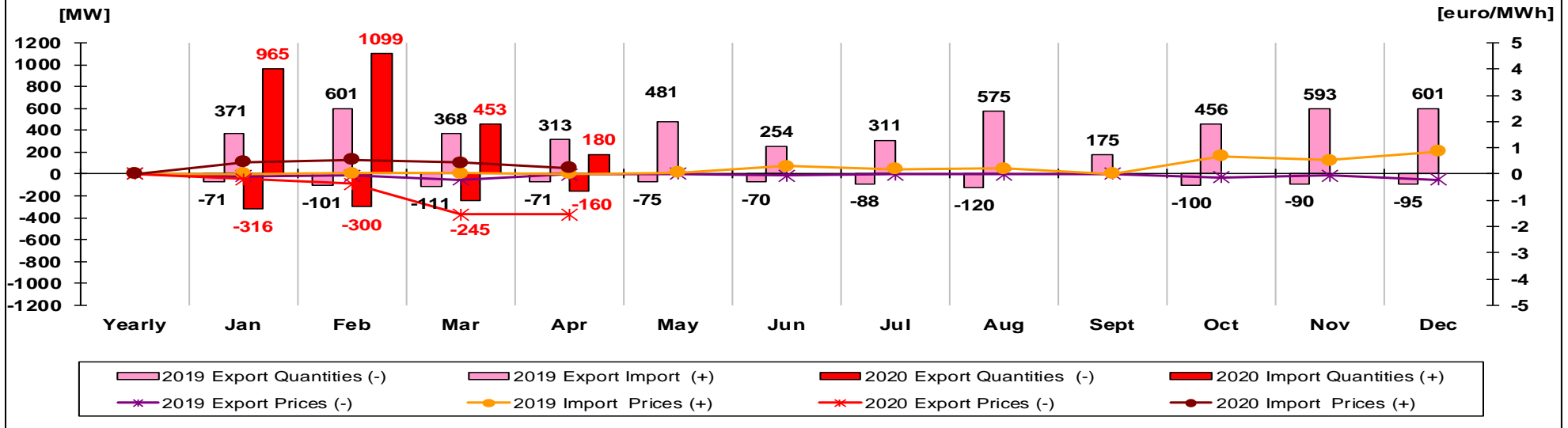
Border	Yearly	Jan. 19	Feb.19	Mar.19	Apr.19	May 19	Jun. 19	Jul. 19	Aug. 19	Sept. 19	Oct. 19	Nov.19	Dec. 19
Serbia export	2.97	1.42	1.27	1.58	0.88	0.55	1.24	2.13	0.38	0.45	0.28	0.29	0.43
Serbia import	0.07	0.03	0.03	0.01	0.03	0.16	0.04	0.03	0.06	0.21	0.39	0.13	0.41

- Compared with previous year, in April 2020 the auction price decreased on export direction, while offered capacity was higher and requested capacity was lower. In April 2020, monthly auction price increased on import direction, while offered capacity and requested capacity were lower.

# Market for Allocation of Cross-Border Capacities



**Weighted average of requested capacities correlated with auction clearing price (weighted with allocated capacities) on Ukrainian border**



Border	Yearly	Jan. 20	Feb.20	Mar.20	Apr.20	May 20	Jun. 20	Jul. 20	Aug. 20	Sept. 20	Oct. 20	Nov.20	Dec. 20
Ukraine export	-	0.20	0.37	1.55	1.55								
Ukraine import	-	0.45	0.55	0.44	0.23								

Border	Yearly	Jan. 19	Feb.19	Mar.19	Apr.19	May 19	Jun. 19	Jul. 19	Aug. 19	Sept. 19	Oct. 19	Nov.19	Dec. 19
Ukraine export	-	0.08	0.07	0.22	0.01	0.00	0.07	0.02	0.01	-	0.13	0.07	0.21
Ukraine import	-	0.00	0.04	0.02	0.00	0.06	0.29	0.18	0.21	0.01	0.68	0.527	0.85

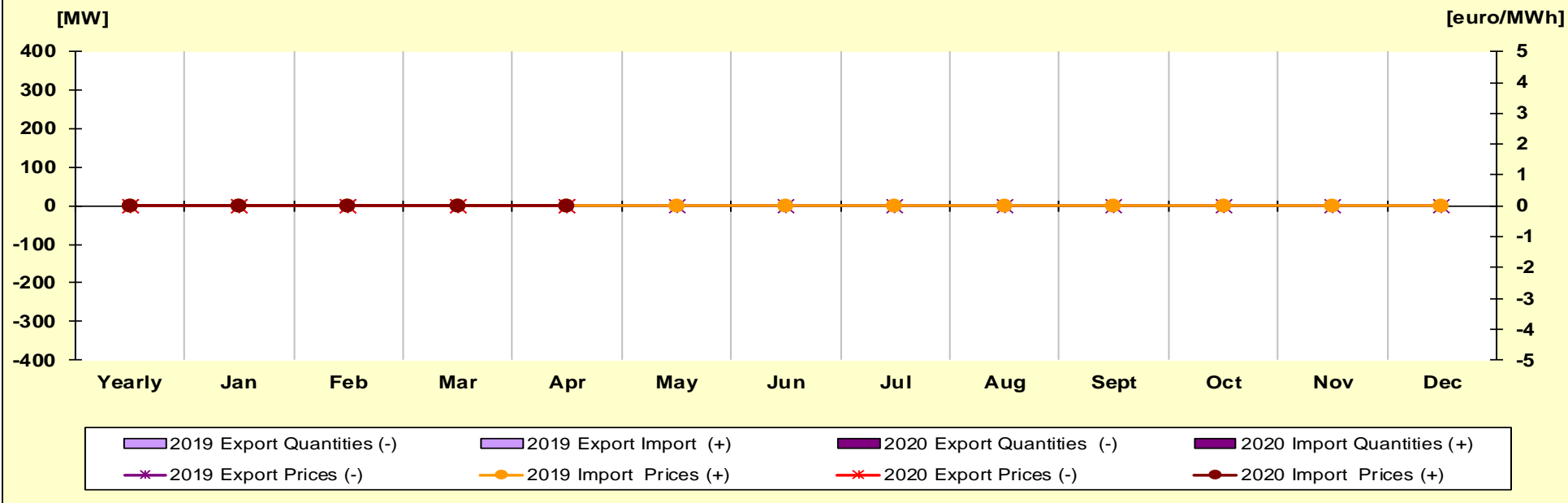
- Compared with previous year, in April 2020 the auction price increased on import direction, while the offered capacity and the requested capacity were lower. On export direction, the auction price increased, while the offered capacity and requested capacity were higher.

# Market for Allocation of Cross-Border Capacities



Transelectrica®  
Societate Administrată în Sistem Dualist

Weighted average of requested capacities correlated with auction clearing price  
(weighted with allocated capacities) on Moldavian border



Border	Yearly	Jan. 20	Feb.20	Mar.20	Apr.20	May 20	Jun. 20	Jul. 20	Aug. 20	Sept. 20	Oct. 20	Nov.20	Dec. 20
Moldavia export	-	-	-	-	-								
Moldavia import	-	-	-	-	-								

Border	Yearly	Jan. 19	Feb.19	Mar.19	Apr.19	May 19	Jun. 19	Jul. 19	Aug. 19	Sept. 19	Oct. 19	Nov.19	Dec. 19
Moldavia export	-	-	-	-	-	-	-	-	-	-	-	-	-
Moldavia import	-	-	-	-	-	-	-	-	-	-	-	-	-

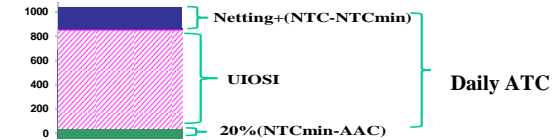


**Transelectrica®**  
Societate Administrată în Sistem Dualist

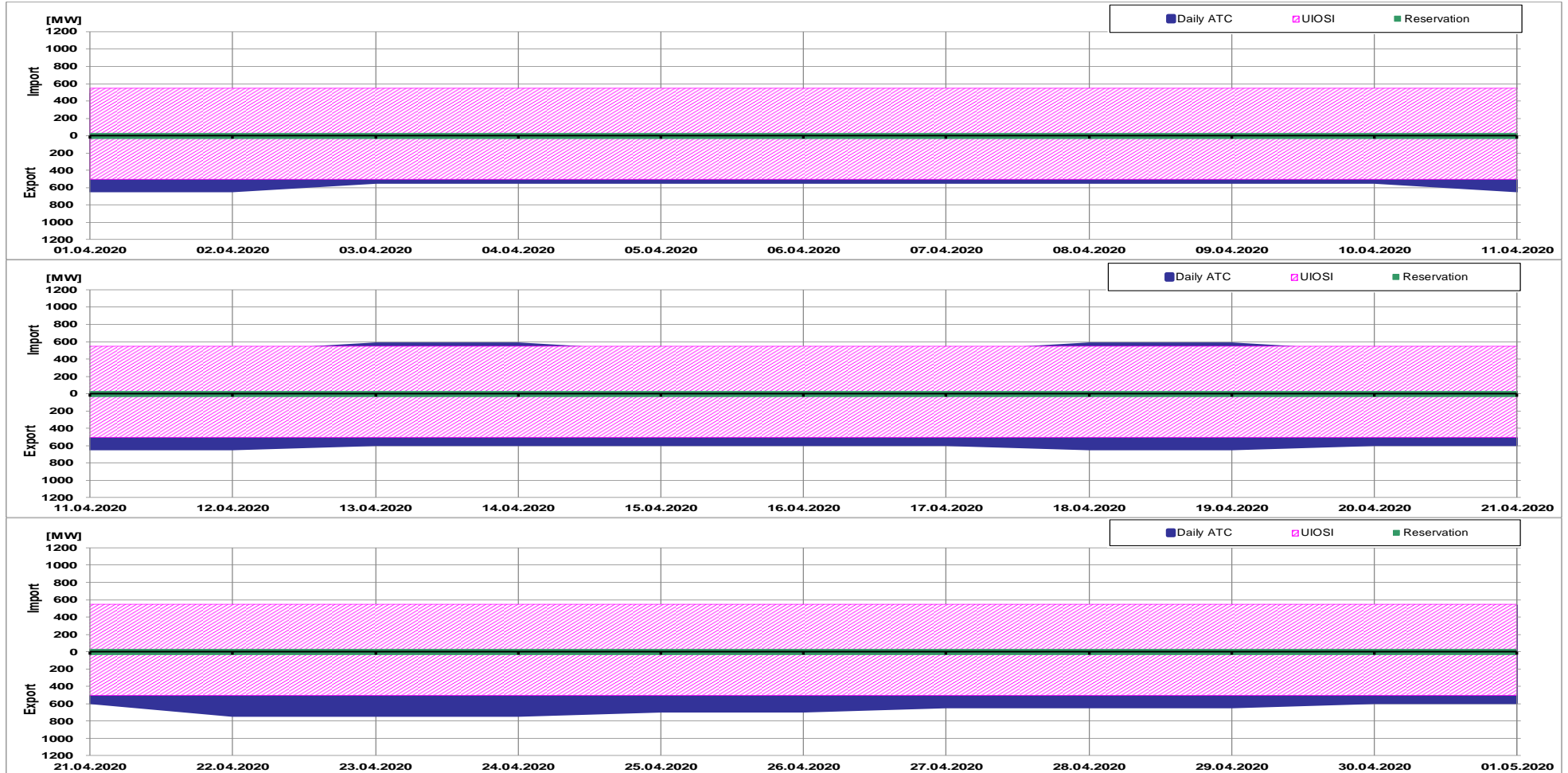
# Market for Allocation of Cross-Border Capacities

## Daily implicit Auctions on Romanian – Hungarian border

Reserved Capacity [MW] average value		Unused Capacity [MW] average value	
RO-HU	HU-RO	RO-HU	HU-RO
31	30	469	440



Hungary April 2020



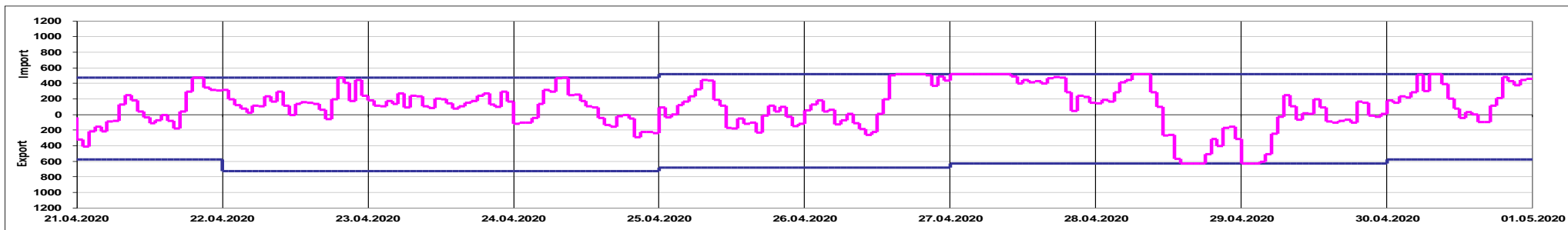
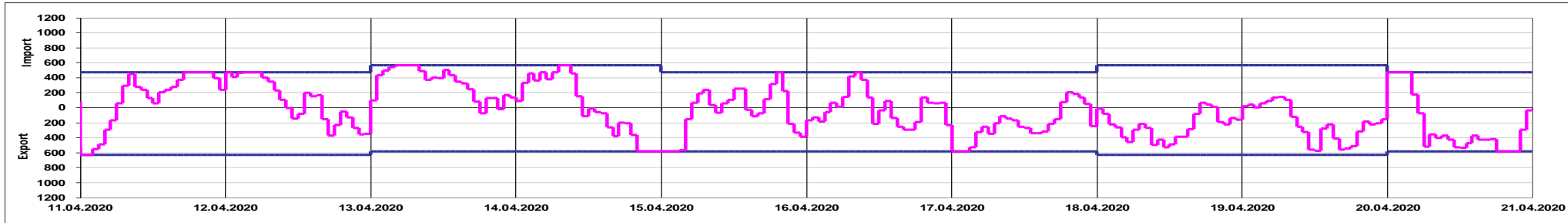
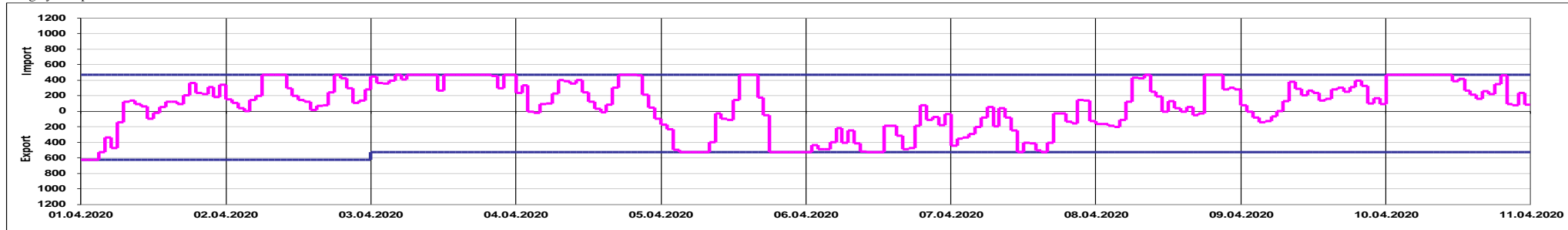


Transelectrica®  
Societate Administrată în Sistem Dualist

# Market for Allocation of Cross-Border Capacities

## Daily implicit Auctions on Romanian – Hungarian border

Hungary April 2020



Offered Capacity on Daily Auction [MW]

Net Position Border RO - HU [MWh]

Public

# Market for Allocation of Cross-Border Capacities

## Daily implicit Auctions on Romanian – Hungarian border



### DAM Prices RO [Euro/MWh]

Day	1	2	3	4	5	6	7	8	9	10	11	12	13	14	15	16	17	18	19	20	21	22	23	24	Max
1	21.00	18.84	18.63	18.54	18.62	20.80	25.83	30.64	29.13	26.63	26.71	25.00	25.21	23.99	24.22	23.92	23.08	24.91	28.39	40.54	36.99	30.64	28.48	25.83	40.54
2	27.07	24.54	21.77	20.97	21.56	24.83	30.13	39.30	40.83	30.64	28.06	28.41	29.12	27.25	26.66	27.08	28.79	32.90	41.65	51.19	47.93	40.83	37.81	32.56	51.19
3	31.10	26.92	22.95	21.83	25.00	27.98	38.76	51.20	52.50	41.66	36.89	31.34	36.00	36.89	29.99	29.99	30.29	31.96	41.16	49.54	46.56	39.49	36.89	40.83	52.50
4	27.04	23.50	22.10	20.94	20.44	20.46	21.32	24.85	25.48	23.09	19.57	19.01	18.86	18.56	17.70	18.20	18.00	22.78	30.44	45.95	38.05	29.14	24.01	21.50	45.95
5	15.50	9.30	6.37	0.50	0.21	0.06	0.10	0.21	0.02	0.00	0.00	0.00	0.00	0.00	0.00	0.00	0.00	0.00	6.00	25.45	26.35	13.50	1.04	0.21	26.35
6	6.42	3.00	3.86	3.50	4.20	10.00	22.00	27.00	28.41	24.99	12.83	12.43	17.00	10.35	9.00	10.35	20.10	26.17	32.00	45.67	45.41	35.30	30.99	26.35	45.67
7	25.08	19.97	19.47	19.18	19.54	24.90	30.68	64.41	38.85	30.87	27.35	22.77	21.43	18.73	20.45	21.75	28.58	36.45	60.06	83.25	72.69	47.98	40.16	33.98	83.25
8	31.73	27.90	23.44	21.75	22.84	27.40	34.06	38.18	38.01	29.98	24.87	21.75	19.43	17.27	17.91	21.72	25.65	30.16	35.98	64.42	59.44	42.94	35.53	27.62	64.42
9	27.42	22.04	21.51	21.29	21.38	24.68	31.72	36.79	35.27	28.89	24.50	22.06	21.19	20.70	19.79	21.00	21.73	26.50	33.00	43.26	48.70	37.04	32.18	27.71	48.70
10	37.02	28.09	23.84	23.16	24.21	29.41	33.11	40.42	37.31	29.22	23.55	20.03	16.52	14.94	14.50	15.00	18.99	25.19	28.84	38.54	38.12	28.81	27.02	24.97	40.42
11	19.18	18.18	19.62	19.68	20.17	21.75	23.02	24.70	24.55	22.10	18.30	15.23	15.32	10.56	9.00	11.36	15.92	25.00	59.45	66.08	62.35	49.82	29.58	23.55	66.08
12	32.68	15.91	12.64	12.64	12.64	12.64	14.18	17.02	16.23	11.10	10.37	10.07	6.42	2.95	1.45	4.35	6.42	12.95	23.75	34.83	39.30	30.00	23.85	19.80	39.30
13	6.50	2.49	1.04	1.04	3.52	6.21	6.42	16.83	13.09	13.34	10.42	6.21	3.56	3.08	3.06	3.07	5.07	8.79	15.84	33.00	38.92	26.47	20.71	13.59	38.92
14	10.67	9.10	8.41	8.06	8.82	15.80	26.99	41.63	44.74	39.95	30.68	27.65	24.49	20.74	21.93	22.53	24.43	24.98	26.99	34.98	37.03	27.09	22.00	16.11	44.74
15	10.56	10.35	10.56	16.80	16.88	18.99	26.21	33.96	31.00	25.17	22.01	16.78	16.00	14.17	13.43	15.03	20.45	29.07	37.02	50.88	52.97	37.94	32.21	25.00	52.97
16	23.13	19.50	18.89	18.78	19.39	24.23	30.63	35.53	34.62	28.65	24.52	21.91	20.69	16.06	15.27	17.05	20.24	26.28	32.64	40.90	43.27	35.18	30.43	25.67	43.27
17	20.20	19.77	20.49	21.11	21.89	24.00	29.28	37.98	34.94	29.11	23.50	21.51	20.50	19.30	18.59	19.92	21.21	27.00	32.74	42.02	44.09	36.96	33.53	25.59	44.09
18	30.91	23.70	20.70	20.10	20.60	21.00	21.96	25.17	25.95	25.36	18.90	18.00	17.00	14.54	14.18	17.40	23.05	28.14	37.91	47.91	50.92	39.93	31.54	24.03	50.92
19	26.99	18.67	15.92	13.96	13.08	12.93	12.37	16.59	20.00	13.74	15.52	13.05	11.00	6.20	6.04	6.62	9.97	12.61	29.18	42.94	46.60	39.96	33.00	18.61	46.60
20	25.91	8.27	5.00	3.52	5.09	10.09	18.58	26.02	27.41	25.19	20.68	27.04	27.06	25.09	26.67	27.04	32.19	35.82	37.30	48.85	56.04	45.56	46.97	34.07	56.04
21	23.01	15.04	9.32	8.45	10.55	11.15	19.21	31.26	33.21	32.08	30.30	28.99	29.84	24.69	23.60	21.21	24.96	27.59	32.06	45.03	47.35	35.83	35.08	27.33	47.35
22	26.25	19.74	17.00	16.74	17.57	20.93	29.27	35.01	35.04	36.46	34.35	31.16	30.18	29.48	29.40	29.78	32.95	34.77	37.24	47.35	51.28	41.91	37.21	31.88	51.28
23	28.88	23.04	18.93	17.60	18.62	25.06	34.20	38.64	40.10	37.05	35.15	34.25	33.51	32.04	30.93	31.01	32.59	35.17	38.57	52.56	57.91	41.75	36.88	31.92	57.91
24	30.93	24.76	21.86	21.04	21.96	26.85	31.83	37.50	37.14	32.42	31.10	28.59	27.78	20.67	21.56	23.08	26.69	28.89	31.08	39.98	44.99	36.50	31.54	29.14	44.99
25	34.48	28.05	25.92	23.95	22.56	19.00	24.99	23.40	27.41	21.00	16.45	14.70	13.18	10.03	8.26	8.99	13.38	18.98	28.58	37.17	42.97	36.92	31.06	27.09	42.97
26	23.05	19.69	18.00	17.96	18.40	17.78	17.80	17.98	16.24	14.78	12.60	12.40	12.40	9.81	7.44	10.00	17.17	39.45	41.52	45.24	43.98	37.80	34.74	28.16	45.24
27	39.45	29.13	30.62	31.96	39.45	55.36	40.03	44.95	41.99	35.16	31.35	29.79	28.24	30.91	31.49	33.44	34.72	37.18	40.08	47.30	48.51	40.22	32.85	27.76	55.36
28	26.91	23.16	21.60	20.86	21.60	22.39	32.00	45.19	39.45	29.83	27.00	25.10	24.16	23.95	20.13	18.59	18.59	23.42	29.64	34.55	33.97	29.91	24.77	21.00	45.19
29	17.13	15.51	15.60	17.37	18.22	20.19	25.58	30.24	30.64	26.58	25.67	25.51	24.31	22.09	21.00	20.67	20.50	22.98	26.73	35.01	38.08	30.70	24.65	21.10	38.08
30	18.00	15.57	14.31	13.86	13.29	17.00	21.89	31.84	29.61	29.01	29.02	29.11	26.97	25.99	25.16	24.93	26.36	25.89	27.00	36.05	39.56	33.93	28.27	23.74	39.56

Average **25.51 EUR/MWh**

Public



**Transelectrica®**  
Societate Administrată în Sistem Dualist

# Market for Allocation of Cross-Border Capacities

## Daily implicit Auctions on Romanian – Hungarian border

### Congestion Prices [Euro/MWh]

Day	1	2	3	4	5	6	7	8	9	10	11	12	13	14	15	16	17	18	19	20	21	22	23	24	Max
1	1.01	0.69	0.37	-	-	-	-	-	-	-	-	-	-	-	-	-	-	-	-	-	-	-	-	-	1.01
2	-	-	-	-	-	-	1.67	4.93	7.79	-	-	-	-	-	-	-	-	-	3.57	-	-	-	-	-	7.79
3	-	-	-	-	1.11	-	6.25	9.00	12.79	0.48	2.82	-	3.01	7.22	0.96	1.36	5.10	4.76	6.34	4.49	-	-	1.69	10.40	12.79
4	-	-	-	-	-	-	-	-	-	-	-	-	-	-	-	-	-	0.79	3.85	8.83	-	-	-	-	8.83
5	-	-	-	4.02	3.11	2.03	1.79	2.80	-	-	-	-	-	5.00	8.12	1.99	-	-	6.42	4.55	8.76	7.55	15.45	12.34	15.45
6	0.52	-	-	-	-	-	-	-	-	-	9.27	11.56	0.52	-	-	-	-	-	-	-	-	-	-	-	11.56
7	-	-	-	-	-	-	-	-	-	-	-	1.19	-	-	-	1.92	-	-	-	-	-	-	-	-	1.92
8	-	-	-	-	-	-	-	-	3.72	-	-	-	-	-	-	-	-	-	0.92	18.09	8.79	-	-	-	18.09
9	-	-	-	-	-	-	-	-	-	-	-	-	-	-	-	-	-	-	-	-	-	-	-	-	0.00
10	9.07	5.67	2.96	2.53	3.83	7.72	8.49	11.33	8.36	4.30	1.03	-	-	-	-	-	-	-	-	-	-	-	-	-	11.33
11	3.33	2.24	-	-	-	-	-	-	-	-	-	-	-	-	-	-	-	3.37	30.06	28.53	12.59	9.97	-	-	30.06
12	5.49	-	-	2.24	0.76	0.10	-	-	-	-	-	-	-	-	-	-	-	-	-	-	-	-	-	-	5.49
13	-	-	-	-	0.44	3.11	3.34	7.62	-	-	-	-	-	-	-	-	-	-	-	-	-	-	-	-	7.62
14	-	-	-	-	-	-	4.20	2.68	-	-	-	-	-	-	-	-	-	-	-	-	-	1.15	3.69	5.08	6.87
15	10.04	7.93	6.32	-	-	-	-	-	-	-	-	-	-	-	-	-	-	-	-	2.95	-	-	-	-	10.04
16	-	-	-	-	-	-	-	-	2.08	-	-	-	-	-	-	-	-	-	-	-	-	-	-	-	2.08
17	2.00	1.32	0.72	-	-	-	-	-	-	-	-	-	-	-	-	-	-	-	-	-	-	-	-	-	2.00
18	-	-	-	-	-	-	-	-	-	-	-	-	-	-	-	-	-	-	-	-	-	-	-	-	0.00
19	-	-	-	-	-	-	-	-	-	-	-	-	-	-	-	-	-	-	-	-	-	-	-	-	0.00
20	14.90	1.64	0.55	0.02	-	-	-	-	-	-	-	-	-	-	-	-	-	-	2.69	76.17	69.04	79.50	-	-	79.50
21	-	-	-	-	-	-	-	-	-	-	-	-	-	-	-	-	-	-	-	5.06	5.42	-	-	-	5.42
22	-	-	-	-	-	-	-	-	-	-	-	-	-	-	-	-	-	-	-	0.36	-	-	-	-	0.36
23	-	-	-	-	-	-	-	-	-	-	-	-	-	-	-	-	-	-	-	-	-	-	-	-	0.00
24	-	-	-	-	-	-	-	2.07	-	-	-	-	-	-	-	-	-	-	-	-	-	-	-	-	2.07
25	-	-	-	-	-	-	-	-	-	-	-	-	-	-	-	-	-	-	-	-	-	-	-	-	0.00
26	-	-	-	-	-	-	-	-	-	-	-	-	-	-	0.09	2.07	16.34	7.59	5.32	-	-	-	-	-	16.34
27	13.82	5.05	7.87	9.22	18.49	31.64	5.99	5.62	0.70	0.12	-	-	-	-	-	-	-	-	-	-	-	-	-	-	31.64
28	-	-	-	-	-	-	3.43	11.11	4.81	-	-	-	-	-	2.87	3.64	4.75	2.95	-	-	-	-	-	-	11.11
29	2.95	2.90	2.18	-	-	-	-	-	-	-	-	-	-	-	-	-	-	-	-	-	-	-	-	-	2.95
30	-	-	-	-	-	-	6.02	0.98	-	-	-	-	-	-	-	-	-	-	-	-	-	-	-	-	6.02

**Average 7.16 EUR/MWh**



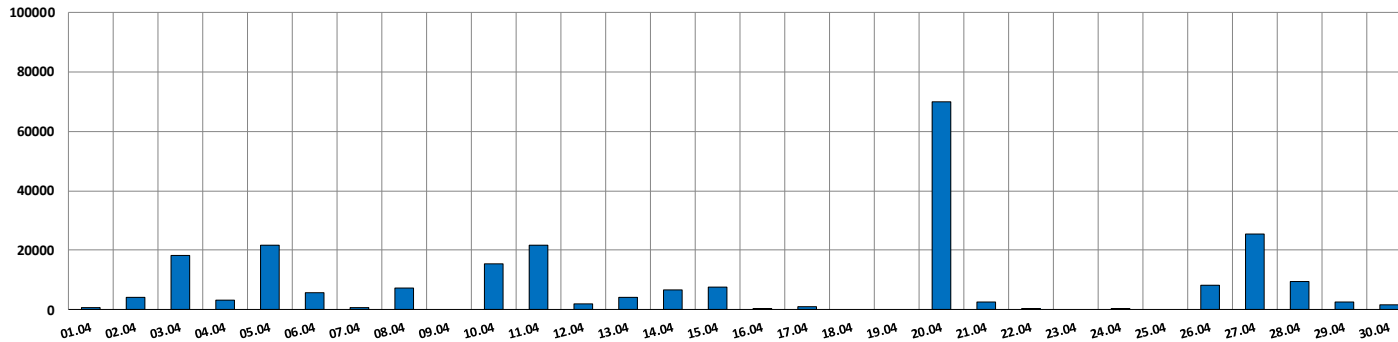


**Transelectrica®**  
Societate Administrată în Sistem Dualist

# Market for Allocation of Cross-Border Capacities

## Daily implicit Auctions on Romanian – Hungarian border

Congestion Income RO



Day	Congestion Income border RO-HU [Euro]	Congestion Income RO [Euro]
01.04	1304	652
02.04	8441	4221
03.04	36557	18278
04.04	6331	3165
05.04	43576	21788
06.04	11591	5796
07.04	1648	824
08.04	14814	7407
09.04	0	0
10.04	30686	15343
11.04	43234	21617
12.04	4037	2019
13.04	8271	4135
14.04	13660	6830
15.04	15475	7737
16.04	978	489
17.04	2343	1172
18.04	0	0
19.04	0	0
20.04	139934	69967
21.04	4926	2463
22.04	169	85
23.04	0	0
24.04	973	486
25.04	0	0
26.04	16333	8167
27.04	51230	25615
28.04	19014	9507
29.04	5059	2529
30.04	3640	1820
<b>Total</b>	<b>484224</b>	<b>242112</b>

Daily Income [Euro]		Remuneration UIOSI [Euro]	
RO-HU	HU-RO	RO-HU	HU-RO
226600	257624	185818	231862
<b>484224</b>		<b>417680</b>	

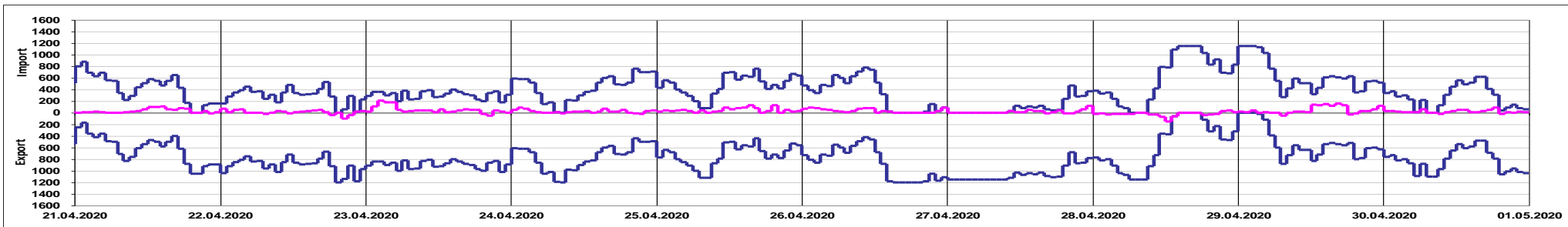
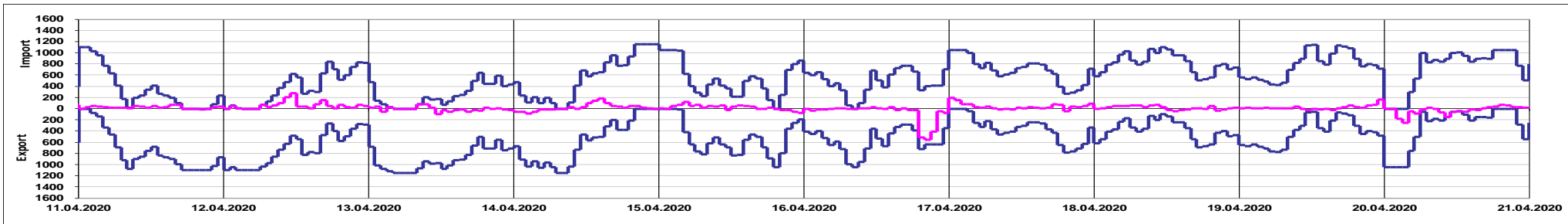
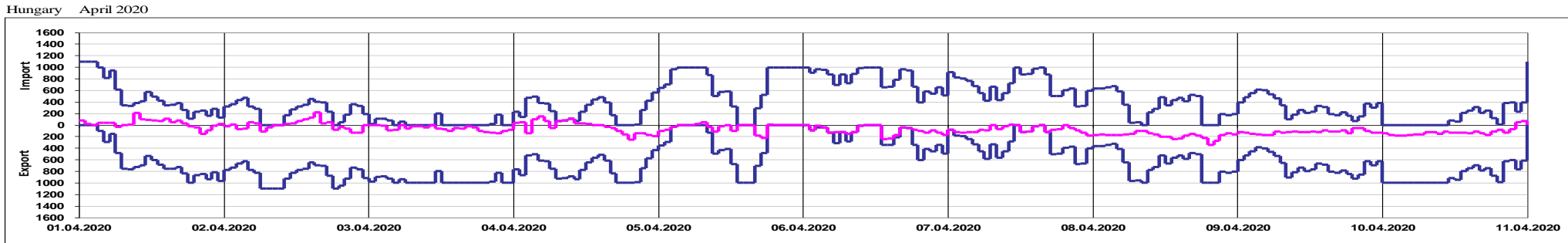
TSO Income (Z-R) [Euro]	RO TSO Income (Z-R) [Euro]
<b>66544</b>	<b>33272</b>



Transelectrica®  
Societate Administrată în Sistem Dualist

# Market for Allocation of Cross-Border Capacities

## Implicit Intraday Auctions on Romanian – Hungarian border



Offered Capacity on Intraday Auction [MW]  
Net Position border RO - HU [MWh]

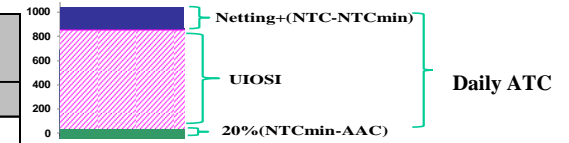


**Transelectrica®**  
Societate Administrată în Sistem Dualist

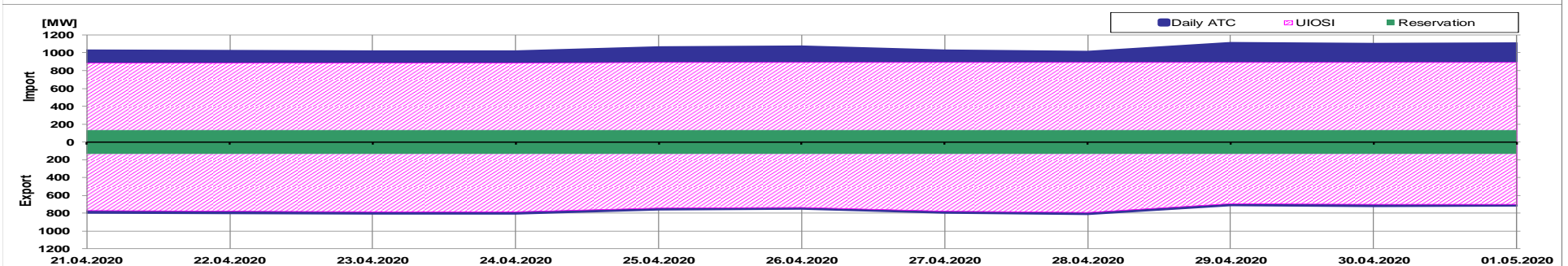
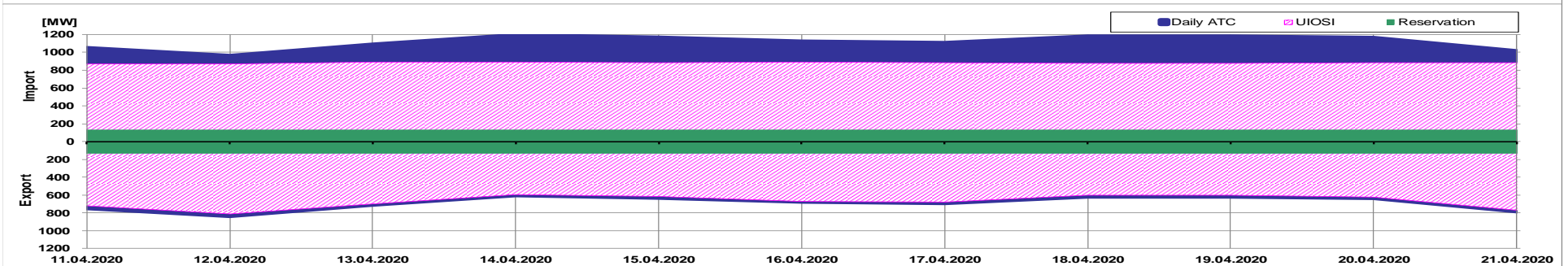
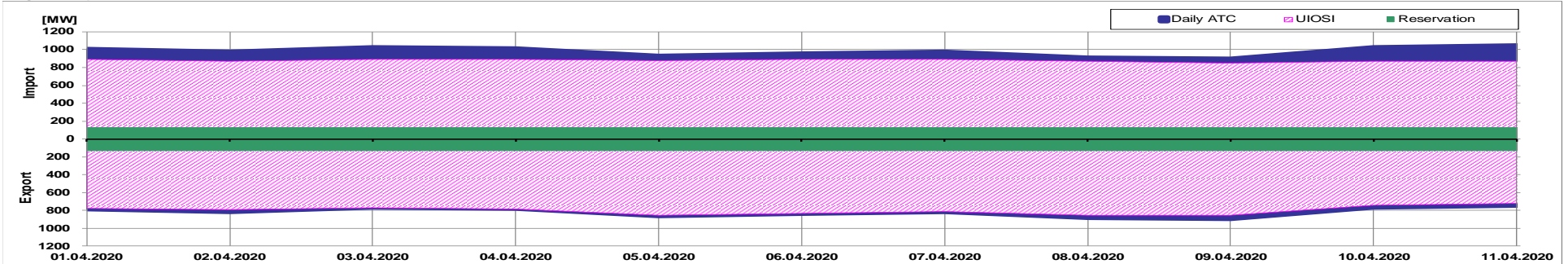
# Market for Allocation of Cross-Border Capacities

## Daily Auctions on Romanian – Bulgarian border

Reserved Capacity [MW] average value		Unused Capacity [MW] average value	
RO-BG	BG-RO	RO-BG	BG-RO
131	130	638	739



Bulgaria April 2020

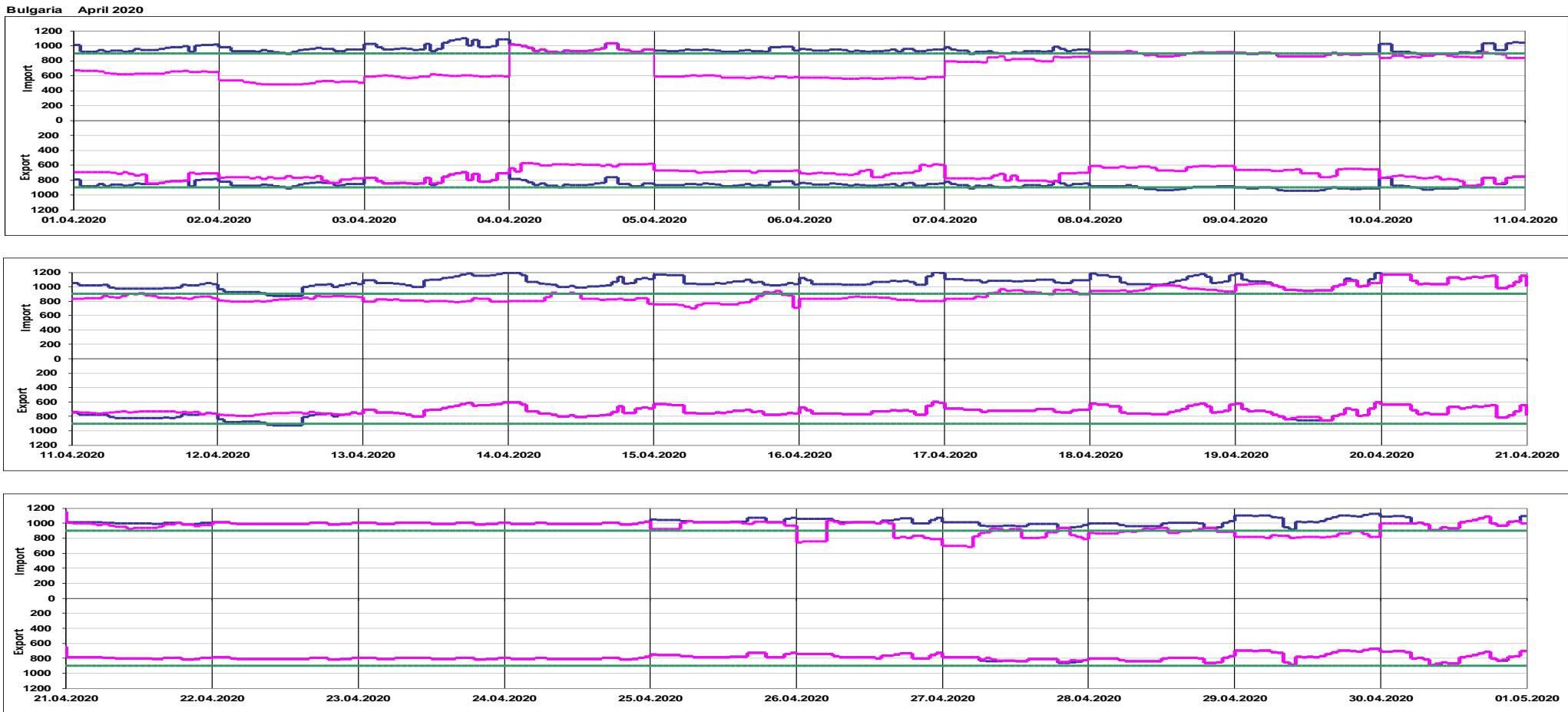




Transelectrica®  
Societate Administrată în Sistem Dualist

# Market for Allocation of Cross-Border Capacities

## Daily Auctions on Romanian – Bulgarian border



Offered Capacity on Daily Auction Import (+) / Export (-) [MW]

Allocated Capacity on Daily Auction Import (+) / Export (-) [MW]

Net Transfer Capacity (NTC) Import (+) / Export (-) [MW]

# Market for Allocation of Cross-Border Capacities

## Daily Auctions on Romanian – Bulgarian border



### Auction Price [Euro/MWh] – Export

Day	1	2	3	4	5	6	7	8	9	10	11	12	13	14	15	16	17	18	19	20	21	22	23	24	Max
1	0.00	0.00	0.00	0.00	0.00	0.00	0.00	0.00	0.00	0.00	0.00	0.00	0.00	0.00	0.02	0.02	0.02	0.02	0.02	0.00	0.00	0.00	0.00	0.00	0.02
2	0.00	0.00	0.00	0.00	0.00	0.00	0.00	0.00	0.00	0.00	0.00	0.00	0.00	0.00	0.00	0.00	0.00	0.00	0.06	0.00	0.00	0.00	0.00	0.00	0.06
3	0.04	0.04	0.01	0.00	0.00	0.00	0.01	0.01	0.00	0.00	0.04	0.00	0.06	0.25	0.32	0.32	0.32	0.06	0.26	0.04	0.04	0.04	0.06	0.25	0.32
4	0.00	0.00	0.00	0.00	0.00	0.00	0.00	0.00	0.00	0.00	0.00	0.00	0.00	0.00	0.00	0.00	0.00	0.00	0.00	0.00	0.00	0.00	0.00	0.00	0.00
5	0.00	0.00	0.00	0.00	0.00	0.00	0.00	0.00	0.00	0.00	0.00	0.00	0.00	0.00	0.00	0.00	0.00	0.00	0.00	0.00	0.00	0.00	0.00	0.00	0.00
6	0.00	0.00	0.00	0.00	0.00	0.00	0.00	0.00	0.00	0.00	0.00	0.00	0.00	0.00	0.00	0.00	0.00	0.00	0.00	0.00	0.00	0.00	0.00	0.00	0.00
7	0.00	0.00	0.00	0.00	0.00	0.00	0.00	0.00	0.00	0.00	0.00	0.00	0.00	0.00	0.00	0.00	0.00	0.00	0.02	0.00	0.00	0.00	0.00	0.00	0.02
8	0.00	0.00	0.00	0.00	0.00	0.00	0.00	0.00	0.00	0.00	0.00	0.00	0.00	0.00	0.00	0.00	0.00	0.00	0.00	0.00	0.00	0.00	0.00	0.00	0.00
9	0.00	0.00	0.00	0.00	0.00	0.00	0.00	0.00	0.00	0.00	0.00	0.00	0.00	0.00	0.00	0.00	0.00	0.00	0.00	0.00	0.00	0.00	0.00	0.00	0.00
10	0.01	0.00	0.00	0.00	0.00	0.00	0.00	0.00	0.00	0.00	0.00	0.00	0.00	0.00	0.00	0.00	0.04	0.06	0.06	0.03	0.00	0.05	0.08	0.08	0.08
11	0.00	0.00	0.00	0.00	0.00	0.00	0.00	0.00	0.00	0.00	0.00	0.00	0.00	0.00	0.00	0.00	0.00	0.00	0.00	0.00	0.00	0.04	0.05	0.05	0.05
12	0.00	0.00	0.00	0.00	0.00	0.00	0.00	0.00	0.00	0.00	0.00	0.00	0.00	0.00	0.00	0.00	0.00	0.00	0.00	0.00	0.03	0.04	0.05	0.06	0.06
13	0.44	0.44	0.32	0.32	0.44	0.31	0.22	0.21	0.11	0.21	0.32	0.32	0.43	0.67	0.67	0.67	0.75	1.87	1.87	1.55	1.79	1.87	2.12	2.35	2.35
14	0.43	0.43	0.38	0.05	0.05	0.05	0.05	0.05	0.04	0.02	0.04	0.04	0.05	0.05	0.05	0.05	0.05	0.17	0.22	0.14	0.24	0.24	0.24	0.43	0.43
15	0.13	0.13	0.13	0.05	0.05	0.02	0.04	0.04	0.05	0.04	0.04	0.04	0.05	0.06	0.05	0.08	0.05	0.05	0.04	0.05	0.05	0.05	0.05	0.05	0.13
16	0.13	0.05	0.02	0.02	0.02	0.04	0.02	0.04	0.04	0.02	0.05	0.02	0.10	0.10	0.10	0.10	0.10	0.05	0.05	0.05	0.12	0.24	0.36	0.50	0.50
17	0.12	0.15	0.15	0.12	0.13	0.05	0.05	0.08	0.10	0.10	0.10	0.10	0.10	0.10	0.10	0.12	0.12	0.12	0.08	0.08	0.08	0.15	0.15	0.15	0.15
18	0.22	0.16	0.09	0.08	0.08	0.04	0.04	0.02	0.02	0.02	0.02	0.02	0.02	0.04	0.05	0.06	0.09	0.12	0.22	0.14	0.09	0.08	0.09	0.22	0.22
19	0.07	0.06	0.05	0.05	0.06	0.06	0.05	0.01	0.00	0.00	0.00	0.00	0.00	0.00	0.01	0.01	0.01	0.03	0.06	0.07	0.07	0.07	0.12	0.16	0.16
20	0.49	0.49	0.39	0.49	0.39	0.36	0.36	0.36	0.20	0.20	0.20	0.36	0.36	0.36	0.36	0.36	0.36	0.55	0.55	0.12	0.12	0.20	0.25	0.39	0.55
21	0.36	0.22	0.22	0.22	0.22	0.22	0.12	0.12	0.12	0.12	0.12	0.12	0.12	0.12	0.12	0.12	0.12	0.12	0.12	0.05	0.05	0.05	0.05	0.13	0.36
22	0.09	0.09	0.09	0.06	0.05	0.05	0.05	0.05	0.05	0.05	0.05	0.05	0.05	0.12	0.12	0.12	0.06	0.06	0.06	0.05	0.05	0.05	0.05	0.05	0.12
23	0.05	0.05	0.05	0.02	0.05	0.05	0.05	0.05	0.05	0.05	0.05	0.05	0.05	0.05	0.05	0.05	0.05	0.05	0.05	0.05	0.05	0.02	0.02	0.05	0.05
24	0.03	0.02	0.02	0.02	0.03	0.05	0.05	0.03	0.03	0.02	0.02	0.03	0.03	0.03	0.05	0.05	0.05	0.06	0.09	0.06	0.06	0.05	0.06	0.06	0.09
25	0.17	0.17	0.17	0.25	0.25	0.03	0.03	0.02	0.02	0.02	0.02	0.01	0.02	0.05	0.05	0.06	0.06	0.06	0.06	0.02	0.02	0.03	0.06	0.20	0.25
26	0.36	0.36	0.36	0.36	0.36	0.20	0.14	0.14	0.11	0.14	0.11	0.11	0.20	0.20	0.22	0.22	0.36	0.36	0.28	0.05	0.05	0.07	0.20	0.20	0.36
27	0.28	0.20	0.28	0.20	0.07	0.02	0.00	0.00	0.00	0.01	0.01	0.01	0.02	0.02	0.05	0.05	0.05	0.02	0.02	0.00	0.00	0.00	0.00	0.01	0.28
28	0.21	0.21	0.21	0.21	0.21	0.02	0.05	0.05	0.05	0.05	0.05	0.05	0.22	0.22	0.22	0.22	0.30	0.32	0.32	0.05	0.05	0.22	0.32	0.32	0.32
29	0.67	0.65	0.65	0.75	0.75	0.75	0.55	0.41	0.22	0.22	0.41	0.36	0.36	0.36	0.41	0.65	0.69	0.69	0.69	0.69	0.36	0.41	0.41	0.41	0.75
30	0.12	0.12	0.12	0.12	0.12	0.12	0.05	0.05	0.05	0.00	0.05	0.05	0.05	0.18	0.18	0.22	0.22	0.22	0.12	0.05	0.00	0.05	0.07	0.36	0.36

Bulgaria April 2020



Transelectrica®  
Societate Administrată în Sistem Dualist

# Market for Allocation of Cross-Border Capacities

## Daily Auctions on Romanian – Bulgarian border

### Auction Price [Euro/MWh] – Import

Day	1	2	3	4	5	6	7	8	9	10	11	12	13	14	15	16	17	18	19	20	21	22	23	24	Max	
1	0.00	0.00	0.00	0.00	0.00	0.00	0.00	0.00	0.00	0.00	0.00	0.00	0.00	0.00	0.00	0.00	0.00	0.00	0.00	0.00	0.00	0.00	0.00	0.00	0.00	
2	0.00	0.00	0.00	0.00	0.00	0.00	0.00	0.00	0.00	0.00	0.00	0.00	0.00	0.00	0.00	0.00	0.00	0.00	0.00	0.00	0.00	0.00	0.00	0.00	0.00	
3	0.00	0.00	0.00	0.00	0.00	0.00	0.00	0.00	0.00	0.00	0.00	0.00	0.00	0.00	0.00	0.00	0.00	0.00	0.00	0.00	0.00	0.00	0.00	0.00	0.00	
4	0.01	0.02	0.12	0.12	0.16	0.12	0.12	0.12	0.16	0.12	0.12	0.12	0.12	0.12	0.12	0.12	0.06	0.12	0.16	0.16	0.16	0.16	0.16	0.12	0.12	0.16
5	0.00	0.00	0.00	0.00	0.00	0.00	0.00	0.00	0.00	0.00	0.00	0.00	0.00	0.00	0.00	0.00	0.00	0.00	0.00	0.00	0.00	0.00	0.00	0.00	0.00	
6	0.00	0.00	0.00	0.00	0.00	0.00	0.00	0.00	0.00	0.00	0.00	0.00	0.00	0.00	0.00	0.00	0.00	0.00	0.00	0.00	0.00	0.00	0.00	0.00	0.00	
7	0.00	0.00	0.00	0.00	0.00	0.00	0.00	0.00	0.00	0.00	0.00	0.00	0.00	0.00	0.00	0.00	0.00	0.00	0.00	0.00	0.00	0.00	0.00	0.00	0.00	
8	0.02	0.02	0.02	0.02	0.02	0.02	0.02	0.02	0.05	0.06	0.07	0.09	0.09	0.05	0.05	0.05	0.05	0.06	0.06	0.06	0.05	0.06	0.05	0.06	0.02	0.09
9	0.10	0.10	0.10	0.10	0.06	0.06	0.06	0.10	0.10	0.10	0.10	0.12	0.12	0.10	0.10	0.10	0.10	0.10	0.11	0.22	0.22	0.10	0.10	0.10	0.10	0.22
10	0.00	0.00	0.00	0.00	0.00	0.00	0.00	0.02	0.02	0.02	0.01	0.00	0.00	0.00	0.00	0.00	0.00	0.00	0.00	0.00	0.00	0.00	0.00	0.00	0.02	
11	0.00	0.00	0.00	0.00	0.00	0.00	0.00	0.00	0.00	0.00	0.00	0.00	0.00	0.00	0.00	0.00	0.00	0.00	0.00	0.00	0.00	0.00	0.00	0.00	0.00	
12	0.00	0.00	0.00	0.00	0.00	0.00	0.00	0.00	0.00	0.00	0.00	0.00	0.00	0.00	0.00	0.00	0.00	0.00	0.00	0.00	0.00	0.00	0.00	0.00	0.00	
13	0.00	0.00	0.00	0.00	0.00	0.00	0.00	0.00	0.00	0.00	0.00	0.00	0.00	0.00	0.00	0.00	0.00	0.00	0.00	0.00	0.00	0.00	0.00	0.00	0.00	
14	0.00	0.00	0.00	0.00	0.00	0.00	0.00	0.00	0.00	0.00	0.00	0.00	0.00	0.00	0.00	0.00	0.00	0.00	0.00	0.00	0.00	0.00	0.00	0.00	0.00	
15	0.00	0.00	0.00	0.00	0.00	0.00	0.00	0.00	0.00	0.00	0.00	0.00	0.00	0.00	0.00	0.00	0.00	0.00	0.00	0.00	0.00	0.00	0.00	0.00	0.00	
16	0.00	0.00	0.00	0.00	0.00	0.00	0.00	0.00	0.00	0.00	0.00	0.00	0.00	0.00	0.00	0.00	0.00	0.00	0.00	0.00	0.00	0.00	0.00	0.00	0.00	
17	0.00	0.00	0.00	0.00	0.00	0.00	0.00	0.00	0.00	0.00	0.00	0.00	0.00	0.00	0.00	0.00	0.00	0.00	0.00	0.00	0.00	0.00	0.00	0.00	0.00	
18	0.00	0.00	0.00	0.00	0.00	0.00	0.00	0.00	0.00	0.00	0.00	0.00	0.00	0.00	0.00	0.00	0.00	0.00	0.00	0.00	0.00	0.00	0.00	0.00	0.00	
19	0.00	0.00	0.00	0.00	0.00	0.00	0.01	0.01	0.03	0.04	0.05	0.05	0.05	0.04	0.04	0.01	0.01	0.01	0.00	0.00	0.01	0.01	0.00	0.00	0.05	
20	0.01	0.01	0.01	0.01	0.01	0.02	0.05	0.05	0.05	0.05	0.05	0.03	0.03	0.02	0.01	0.01	0.01	0.01	0.01	0.05	0.05	0.04	0.02	0.01	0.05	
21	0.00	0.00	0.00	0.00	0.00	0.00	0.00	0.00	0.00	0.00	0.00	0.00	0.00	0.00	0.00	0.00	0.00	0.00	0.01	0.01	0.01	0.00	0.00	0.00	0.01	
22	0.03	0.03	0.03	0.03	0.03	0.03	0.03	0.04	0.04	0.03	0.03	0.03	0.03	0.03	0.03	0.03	0.03	0.06	0.09	0.09	0.09	0.06	0.04	0.03	0.09	
23	0.03	0.03	0.02	0.03	0.03	0.04	0.05	0.05	0.04	0.04	0.03	0.03	0.03	0.03	0.03	0.03	0.03	0.05	0.06	0.13	0.09	0.05	0.03	0.01	0.13	
24	0.01	0.02	0.02	0.02	0.02	0.04	0.04	0.04	0.03	0.05	0.03	0.04	0.04	0.04	0.04	0.04	0.04	0.03	0.03	0.04	0.04	0.03	0.01	0.01	0.05	
25	0.00	0.00	0.00	0.00	0.00	0.00	0.00	0.01	0.01	0.01	0.01	0.01	0.01	0.01	0.00	0.00	0.00	0.00	0.00	0.01	0.01	0.01	0.00	0.00	0.01	
26	0.00	0.00	0.00	0.00	0.00	0.00	0.00	0.00	0.00	0.01	0.01	0.01	0.01	0.01	0.00	0.00	0.00	0.00	0.00	0.00	0.00	0.00	0.00	0.00	0.01	
27	0.00	0.00	0.00	0.00	0.00	0.00	0.00	0.00	0.00	0.00	0.00	0.00	0.00	0.00	0.00	0.00	0.00	0.00	0.00	0.01	0.05	0.00	0.00	0.00	0.05	
28	0.00	0.00	0.00	0.00	0.00	0.00	0.00	0.00	0.00	0.00	0.00	0.00	0.00	0.00	0.00	0.00	0.00	0.00	0.00	0.02	0.02	0.00	0.00	0.00	0.02	
29	0.00	0.00	0.00	0.00	0.00	0.00	0.00	0.00	0.00	0.00	0.00	0.00	0.00	0.00	0.00	0.00	0.00	0.00	0.00	0.00	0.00	0.00	0.00	0.00	0.00	
30	0.00	0.00	0.00	0.00	0.00	0.04	0.05	0.05	0.06	0.19	0.05	0.06	0.06	0.05	0.05	0.05	0.04	0.04	0.05	0.11	0.05	0.04	0.04	0.00	0.19	

Bulgaria

April 2020

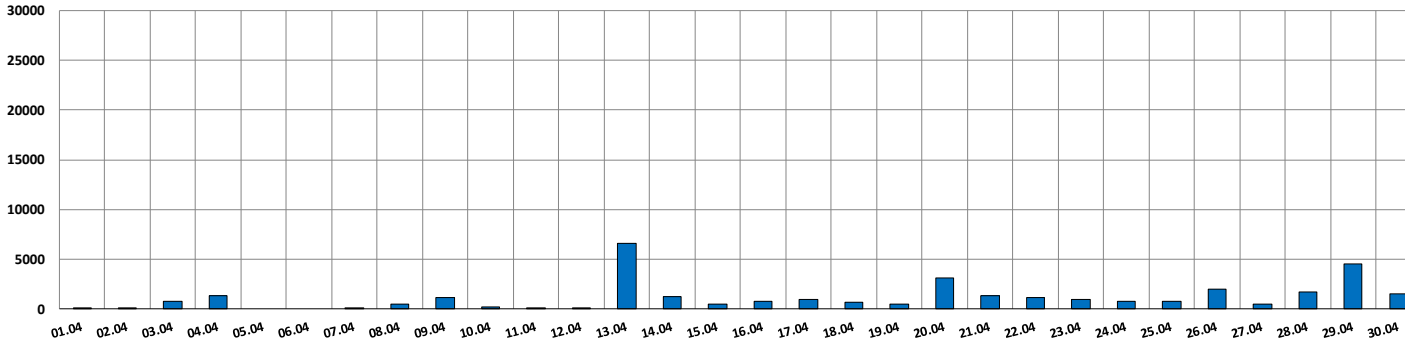


**Transelectrica®**  
Societate Administrată în Sistem Dualist

# Market for Allocation of Cross-Border Capacities

## Daily Allocation on Romanian – Bulgarian border

Congestion Income RO



Day	Congestion Income border RO-BG [Euro]	Congestion Income RO [Euro]
01.04	82	41
02.04	50	25
03.04	1592	796
04.04	2698	1349
05.04	0	0
06.04	0	0
07.04	16	8
08.04	964	482
09.04	2261	1130
10.04	381	190
11.04	107	53
12.04	137	69
13.04	13298	6649
14.04	2442	1221
15.04	993	496
16.04	1590	795
17.04	1856	928
18.04	1360	680
19.04	1077	539
20.04	6310	3155
21.04	2689	1344
22.04	2247	1123
23.04	1875	938
24.04	1548	774
25.04	1488	744
26.04	3940	1970
27.04	1083	542
28.04	3375	1687
29.04	9034	4517
30.04	3079	1540
<b>Total</b>	<b>67572</b>	<b>33786</b>

Daily Income [Euro]		Remuneration UIOSI [Euro]	
RO-BG	BG-RO	RO-BG	BG-RO
56543	11029	44916	8455
<b>67572</b>		<b>53371</b>	

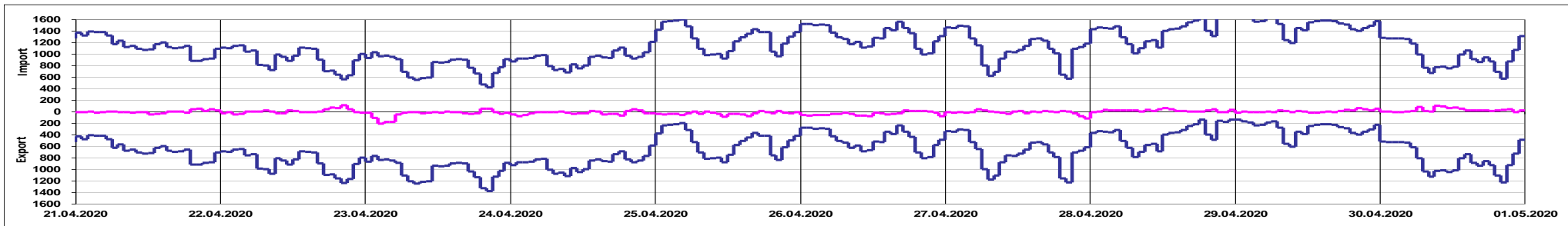
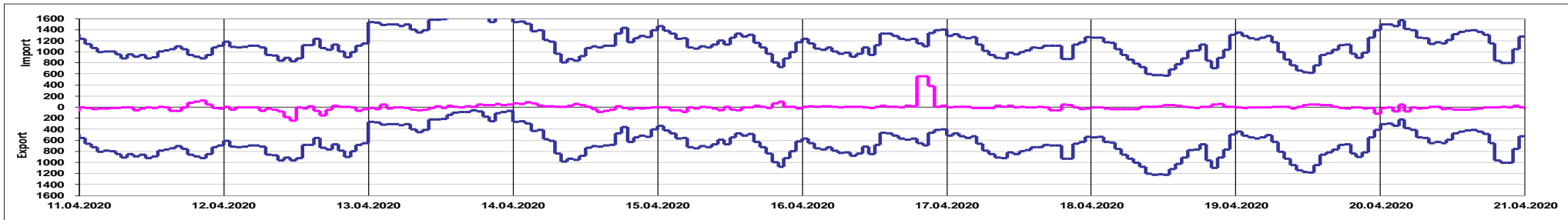
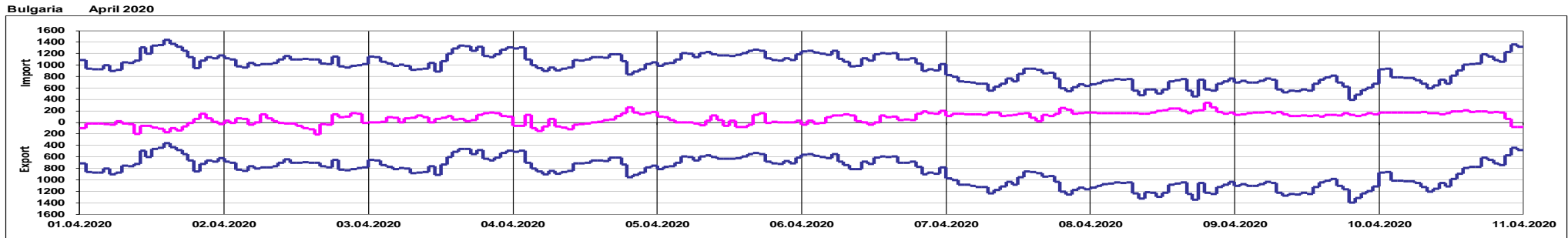
TSO Income (Z-R) [Euro]	RO TSO Income (Z-R) [Euro]
<b>14201</b>	<b>7100</b>



Transelectrica®  
Societate Administrată în Sistem Dualist

# Market for Allocation of Cross-Border Capacities

## Implicit Intraday Auctions on Romanian – Bulgarian border



Offered Capacity on Intraday Auction [MW]  
Net Position border RO - BG [MWh]



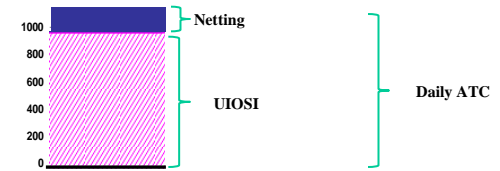


**Transelectrica**<sup>®</sup>  
Societate Administrată în Sistem Dualist

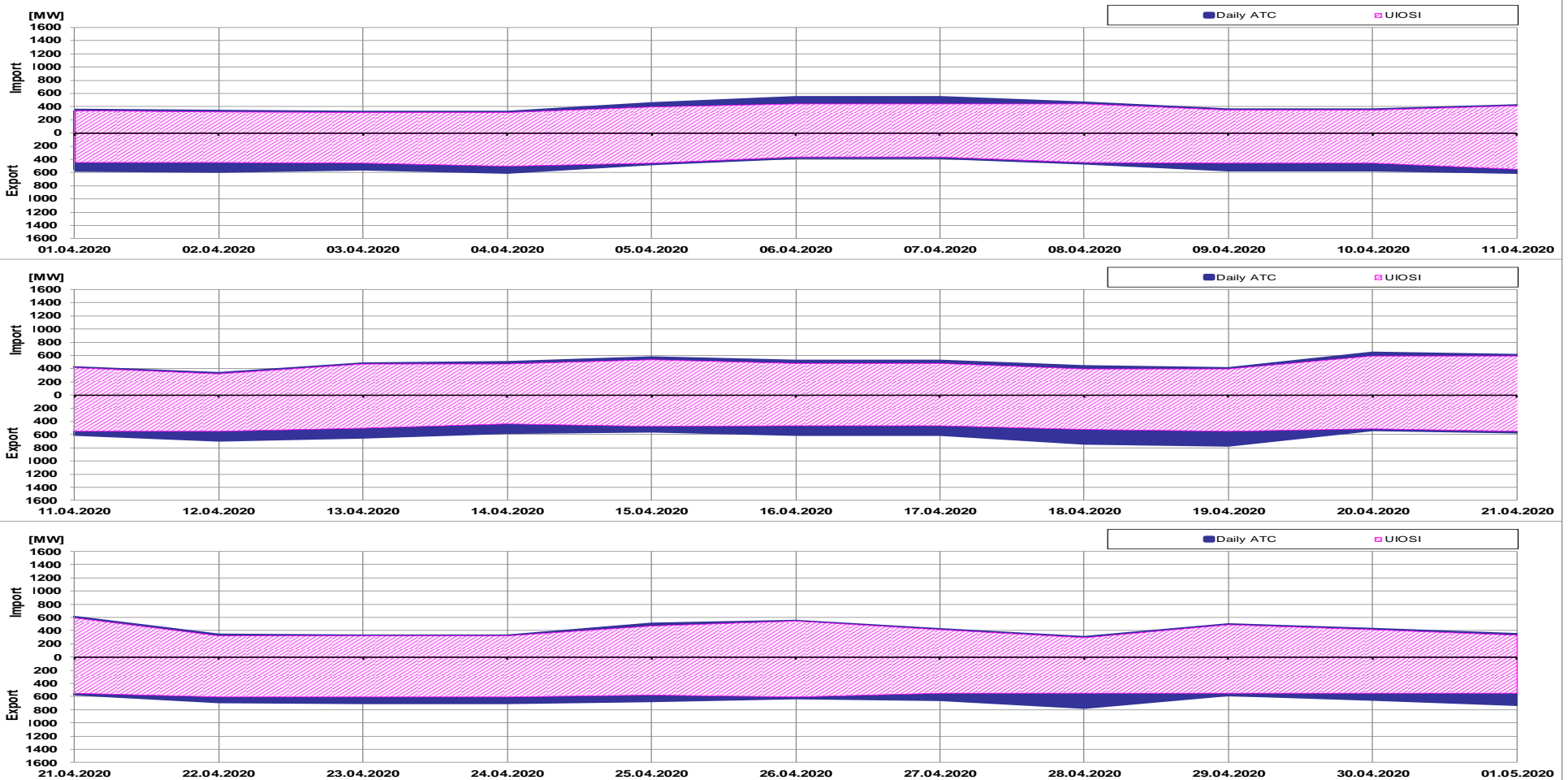
# Market for Allocation of Cross-Border Capacities

## Daily Auctions on Romanian – Serbian border

Unused Capacity [MW] average value	
RO-RS	RS-RO
498	404



Serbia April 2020



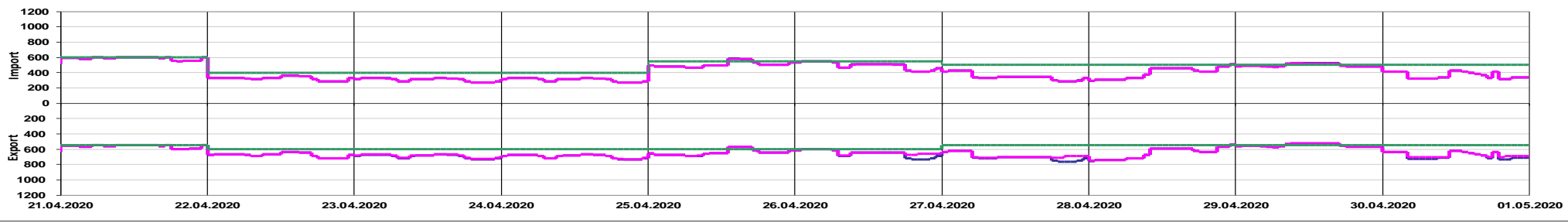
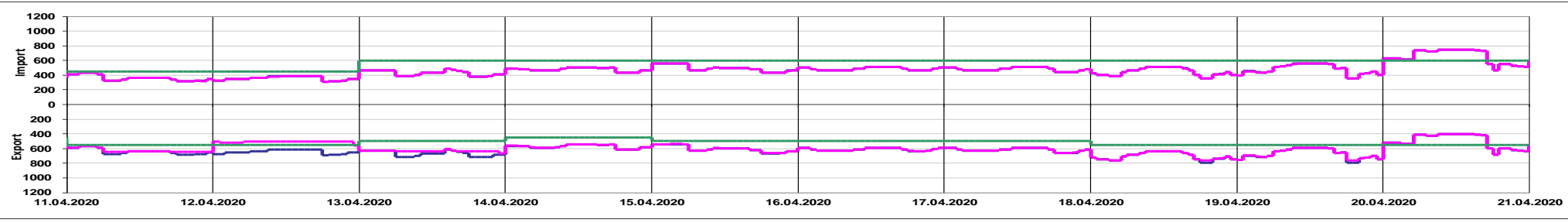
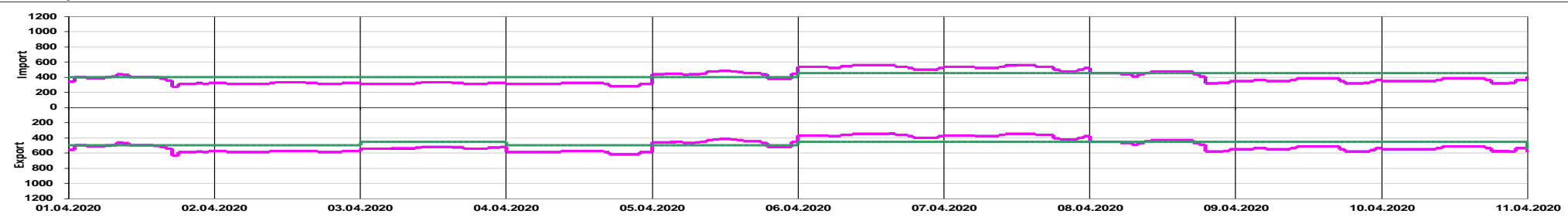


**Transelectrica®**  
Societate Administrată în Sistem Dualist

# Market for Allocation of Cross-Border Capacities

## Daily Auctions on Romanian – Serbian border

Serbia April 2020



Offered Capacity on Daily Auction Import (+) / Export (-) [MW]

Allocated Capacity on Daily Auction Import (+) / Export (-) [MW]

Net Transfer Capacity (NTC) Import (+) / Export (-) [MW]



Transelectrica®  
Societate Administrată în Sistem Dualist

# Market for Allocation of Cross-Border Capacities

## Daily Auctions on Romanian – Serbian border

### Auction Price [Euro/MWh] – Export

Day	1	2	3	4	5	6	7	8	9	10	11	12	13	14	15	16	17	18	19	20	21	22	23	24	Max	
1	0.09	0.09	0.09	0.09	0.09	0.09	0.09	0.09	0.09	0.09	0.09	0.09	0.09	0.09	0.09	0.09	0.08	0.03	0.06	0.06	0.06	0.06	0.07	0.06	0.07	0.09
2	0.06	0.06	0.06	0.06	0.06	0.06	0.06	0.06	0.06	0.06	0.06	0.08	0.08	0.08	0.07	0.07	0.07	0.06	0.06	0.06	0.06	0.06	0.07	0.07	0.07	0.08
3	0.08	0.08	0.08	0.08	0.08	0.03	0.03	0.03	0.03	0.07	0.07	0.07	0.07	0.07	0.07	0.03	0.03	0.09	0.09	0.16	0.16	0.16	0.16	0.13	0.16	0.16
4	0.02	0.02	0.02	0.02	0.02	0.02	0.03	0.03	0.03	0.03	0.03	0.03	0.03	0.03	0.03	0.03	0.02	0.02	0.02	0.02	0.02	0.02	0.02	0.02	0.03	
5	0.14	0.14	0.15	0.15	0.15	0.15	0.15	0.15	0.15	0.26	0.39	0.26	0.26	0.26	0.26	0.15	0.15	0.15	0.15	0.13	0.14	0.14	0.14	0.15	0.39	
6	1.02	1.02	1.02	1.02	1.02	1.00	0.70	0.55	0.55	0.55	0.55	1.12	1.12	1.12	1.12	0.55	0.55	0.55	0.55	0.44	0.44	0.44	0.55	0.55	1.12	
7	0.33	0.33	0.33	0.33	0.33	0.33	0.33	0.33	0.33	0.33	0.33	0.33	0.33	0.33	0.33	0.33	0.33	0.33	0.32	0.32	0.32	0.33	0.33	0.36	0.36	
8	0.32	0.32	0.32	0.32	0.32	0.32	0.21	0.20	0.21	0.22	0.22	0.22	0.33	0.33	0.33	0.33	0.33	0.21	0.20	0.09	0.09	0.09	0.09	0.21	0.33	
9	0.07	0.09	0.09	0.10	0.10	0.03	0.03	0.03	0.03	0.05	0.09	0.09	0.09	0.09	0.09	0.09	0.09	0.07	0.03	0.03	0.03	0.03	0.03	0.05	0.10	
10	0.08	0.09	0.09	0.09	0.09	0.08	0.01	0.01	0.01	0.01	0.05	0.07	0.07	0.07	0.07	0.07	0.07	0.01	0.00	0.00	0.00	0.01	0.11	0.11	0.11	
11	0.06	0.06	0.06	0.03	0.03	0.01	0.00	0.00	0.00	0.00	0.01	0.01	0.01	0.01	0.01	0.01	0.01	0.00	0.00	0.00	0.00	0.00	0.00	0.00	0.06	
12	0.00	0.00	0.00	0.00	0.00	0.00	0.00	0.00	0.00	0.00	0.00	0.00	0.00	0.00	0.00	0.00	0.00	0.00	0.00	0.00	0.00	0.00	0.00	0.00	0.00	
13	0.01	0.01	0.01	0.01	0.01	0.01	0.00	0.00	0.00	0.00	0.00	0.00	0.00	0.00	0.01	0.01	0.00	0.00	0.00	0.00	0.00	0.00	0.00	0.00	0.01	
14	0.03	0.03	0.03	0.03	0.03	0.01	0.01	0.01	0.01	0.03	0.03	0.03	0.03	0.03	0.03	0.03	0.03	0.03	0.03	0.03	0.04	0.18	0.52	0.55	0.55	
15	0.08	0.09	0.09	0.09	0.09	0.05	0.01	0.01	0.01	0.01	0.03	0.03	0.03	0.03	0.03	0.03	0.03	0.03	0.03	0.01	0.03	0.03	0.09	0.09	0.09	
16	0.08	0.08	0.06	0.06	0.03	0.03	0.03	0.03	0.03	0.03	0.03	0.03	0.03	0.03	0.03	0.06	0.06	0.06	0.03	0.07	0.21	0.26	0.53	0.53	0.53	
17	0.10	0.10	0.09	0.06	0.06	0.09	0.09	0.03	0.03	0.03	0.03	0.03	0.03	0.03	0.03	0.06	0.06	0.06	0.02	0.03	0.03	0.03	0.03	0.06	0.10	
18	0.02	0.02	0.02	0.00	0.00	0.02	0.02	0.02	0.02	0.02	0.02	0.02	0.02	0.02	0.02	0.03	0.02	0.02	0.02	0.00	0.00	0.02	0.02	0.02	0.03	
19	0.02	0.03	0.03	0.03	0.03	0.03	0.06	0.03	0.06	0.03	0.03	0.03	0.03	0.03	0.03	0.06	0.03	0.03	0.03	0.00	0.00	0.02	0.03	0.03	0.06	
20	0.57	0.57	0.68	0.66	0.66	0.88	0.88	0.88	0.76	0.76	2.00	2.00	2.00	2.00	1.77	1.77	0.57	0.07	0.04	0.07	0.07	0.06	0.06	0.06	2.00	
21	0.09	0.09	0.09	0.09	0.09	0.09	0.09	0.09	0.09	0.10	0.10	0.10	0.10	0.10	0.10	0.09	0.09	0.12	0.10	0.09	0.10	0.10	0.07	0.09	0.12	
22	0.02	0.02	0.02	0.02	0.02	0.02	0.02	0.02	0.02	0.02	0.02	0.02	0.03	0.03	0.03	0.03	0.03	0.03	0.02	0.02	0.02	0.02	0.02	0.02	0.03	
23	0.03	0.03	0.03	0.03	0.03	0.03	0.03	0.03	0.03	0.03	0.03	0.03	0.03	0.03	0.03	0.03	0.03	0.03	0.03	0.03	0.03	0.03	0.03	0.03	0.03	
24	0.02	0.03	0.03	0.03	0.03	0.03	0.02	0.02	0.02	0.02	0.02	0.02	0.02	0.03	0.03	0.03	0.03	0.03	0.02	0.02	0.01	0.02	0.02	0.03	0.03	
25	0.07	0.07	0.07	0.07	0.07	0.07	0.05	0.05	0.07	0.09	0.14	0.14	0.14	0.26	0.26	0.21	0.14	0.11	0.09	0.09	0.22	0.30	0.30	0.42	0.42	
26	0.09	0.09	0.09	0.09	0.09	0.09	0.07	0.03	0.03	0.09	0.09	0.09	0.09	0.07	0.07	0.07	0.03	0.03	0.00	0.00	0.00	0.00	0.00	0.00	0.09	
27	0.03	0.04	0.04	0.04	0.04	0.01	0.00	0.00	0.00	0.01	0.01	0.01	0.01	0.01	0.01	0.01	0.01	0.01	0.00	0.00	0.00	0.00	0.00	0.00	0.04	
28	0.00	0.03	0.03	0.03	0.03	0.01	0.01	0.01	0.01	0.03	0.05	0.05	0.06	0.05	0.05	0.05	0.05	0.05	0.04	0.04	0.04	0.22	0.22	0.25	0.25	
29	0.12	0.12	0.12	0.12	0.12	0.08	0.06	0.06	0.07	0.07	0.07	0.09	0.18	0.18	0.18	0.18	0.12	0.07	0.07	0.07	0.06	0.06	0.06	0.06	0.18	
30	0.03	0.03	0.03	0.03	0.00	0.00	0.00	0.00	0.00	0.00	0.00	0.02	0.02	0.02	0.02	0.02	0.02	0.00	0.02	0.00	0.00	0.00	0.00	0.00	0.03	

Serbia April 2020



Transelectrica®  
Societate Administrată în Sistem Dualist

# Market for Allocation of Cross-Border Capacities

## Daily Auctions on Romanian – Serbian border

### Auction Price [Euro/MWh] – Import

Day	1	2	3	4	5	6	7	8	9	10	11	12	13	14	15	16	17	18	19	20	21	22	23	24	Max	
1	0.15	0.13	0.13	0.13	0.13	0.45	0.52	0.48	0.52	0.78	0.25	0.25	0.25	0.25	0.25	0.25	0.56	1.06	1.00	1.00	0.52	0.25	0.25	0.25	1.06	
2	0.22	0.22	0.25	0.25	0.25	0.56	0.72	0.72	0.64	0.45	0.26	0.26	0.26	0.26	0.26	0.26	0.45	0.72	0.72	0.72	0.56	0.25	0.25	0.25	0.72	
3	0.15	0.15	0.15	0.15	0.15	0.82	1.12	1.91	1.91	1.16	1.00	0.66	0.26	0.21	0.21	0.42	0.42	0.44	0.42	0.42	0.42	0.21	0.15	0.15	1.91	
4	0.45	0.45	2.13	2.13	2.13	2.51	3.00	3.00	2.51	2.51	2.00	1.49	1.49	1.49	1.49	2.51	3.00	3.00	2.51	2.51	2.51	1.11	0.25	0.25	3.00	
5	0.15	0.15	0.15	0.15	0.15	0.15	0.15	0.15	0.15	0.12	0.12	0.12	0.12	0.12	0.12	0.14	0.14	0.31	0.39	0.65	0.15	0.15	0.15	0.15	0.65	
6	0.06	0.06	0.06	0.06	0.06	0.09	0.09	0.06	0.06	0.06	0.06	0.06	0.06	0.06	0.06	0.06	0.12	0.39	0.39	0.56	0.56	0.39	0.14	0.10	0.56	
7	0.16	0.16	0.22	0.22	0.22	0.16	0.46	0.66	0.66	0.66	0.55	0.14	0.14	0.20	0.19	0.19	0.19	0.20	0.20	0.56	0.55	0.55	0.50	0.39	0.55	0.66
8	0.33	0.33	0.33	0.33	0.33	0.44	0.46	0.66	0.78	0.66	0.40	0.39	0.24	0.24	0.24	0.39	0.56	0.84	0.88	1.00	1.00	0.78	0.56	0.39	1.00	
9	0.23	0.24	0.24	0.23	0.23	0.24	0.46	0.52	0.52	0.39	0.22	0.21	0.21	0.21	0.21	0.21	0.21	0.44	0.56	0.79	1.11	0.50	0.24	0.21	1.11	
10	0.12	0.12	0.12	0.12	0.12	0.19	0.27	0.62	0.76	0.39	0.21	0.12	0.12	0.12	0.12	0.12	0.12	0.38	0.58	0.44	0.39	0.20	0.09	0.09	0.76	
11	0.45	0.45	0.44	0.44	0.44	0.50	0.88	2.26	2.50	2.00	0.56	0.44	0.44	0.44	0.44	0.44	0.56	1.40	1.70	2.50	2.50	0.92	0.56	0.50	2.50	
12	0.50	0.50	0.44	0.44	0.44	0.44	0.50	0.50	0.50	0.33	0.33	0.50	0.50	0.50	0.50	0.50	0.50	0.50	0.56	0.50	0.50	0.50	0.44	0.44	0.56	
13	0.72	0.92	0.92	0.92	0.92	0.99	3.41	3.41	4.00	3.00	1.59	1.50	1.50	1.50	1.09	1.09	1.13	1.50	1.60	1.60	1.42	0.99	0.92	0.92	4.00	
14	0.71	0.88	0.88	0.88	0.88	1.12	1.55	2.11	1.35	1.24	0.89	0.66	0.44	0.44	0.35	0.55	0.55	0.55	0.55	0.66	0.26	0.22	0.21	0.21	2.11	
15	0.22	0.22	0.22	0.22	0.22	0.35	1.20	2.00	2.00	0.76	0.37	0.37	0.37	0.37	0.66	1.50	1.75	4.00	7.00	7.00	5.66	1.75	0.66	0.40	7.00	
16	0.30	0.30	0.33	0.33	0.40	0.66	1.12	2.64	2.11	2.00	1.22	0.80	0.26	0.26	0.25	0.25	0.25	0.25	0.28	0.33	0.26	0.22	0.17	0.12	2.64	
17	0.22	0.22	0.22	0.28	0.28	0.22	0.25	0.24	0.24	0.22	0.22	0.22	0.22	0.24	0.20	0.22	0.66	1.00	1.12	1.00	1.00	0.77	0.40	0.40	1.12	
18	0.32	0.32	0.32	0.32	0.32	0.12	0.17	0.17	0.12	0.10	0.10	0.10	0.10	0.10	0.10	0.12	0.18	0.30	0.32	0.32	0.30	0.30	0.25	0.25	0.32	
19	0.20	0.15	0.15	0.18	0.18	0.15	0.13	0.13	0.12	0.12	0.09	0.09	0.09	0.09	0.09	0.09	0.15	0.17	0.40	0.49	0.30	0.30	0.15	0.20	0.49	
20	0.15	0.15	0.15	0.16	0.16	0.12	0.12	0.16	0.12	0.12	0.12	0.12	0.12	0.12	0.12	0.15	0.15	0.22	0.40	0.53	0.53	0.30	0.22	0.22	0.53	
21	0.20	0.20	0.20	0.21	0.21	0.26	0.21	0.40	0.32	0.26	0.26	0.26	0.26	0.26	0.26	0.26	0.32	0.32	0.50	0.60	0.50	0.33	0.26	0.20	0.60	
22	0.40	0.40	0.40	0.40	0.40	0.50	1.00	1.25	1.25	0.53	0.50	0.40	0.33	0.33	0.33	0.33	0.50	1.50	2.66	3.16	3.16	1.25	0.53	0.40	3.16	
23	0.40	0.40	0.32	0.32	0.32	0.32	1.25	2.12	2.12	1.15	1.15	0.53	0.76	0.74	0.74	0.53	0.53	1.00	2.56	2.56	2.56	0.56	0.35	0.33	2.56	
24	0.22	0.22	0.22	0.22	0.22	0.26	1.25	1.25	1.25	1.25	0.53	0.41	0.26	0.26	0.26	0.22	0.22	0.26	0.33	0.33	0.33	0.33	0.33	0.26	1.25	
25	0.15	0.20	0.20	0.20	0.20	0.23	0.46	0.46	0.46	0.22	0.22	0.12	0.09	0.09	0.09	0.09	0.09	0.09	0.11	0.11	0.11	0.11	0.11	0.09	0.46	
26	0.11	0.11	0.11	0.11	0.11	0.09	0.11	0.11	0.11	0.11	0.11	0.11	0.11	0.11	0.11	0.11	0.11	0.11	0.12	0.12	0.12	0.12	0.12	0.11	0.12	
27	0.07	0.07	0.07	0.07	0.08	0.20	0.34	0.53	1.00	0.50	0.50	0.36	0.36	0.20	0.20	0.20	0.22	0.50	0.60	0.53	0.33	0.22	0.22	0.21	1.00	
28	0.68	0.66	0.55	0.68	0.68	1.44	1.00	1.00	0.63	0.49	0.28	0.12	0.12	0.10	0.07	0.07	0.07	0.07	0.09	0.09	0.09	0.05	0.07	0.07	1.44	
29	0.09	0.09	0.09	0.09	0.09	0.12	0.22	0.30	0.30	0.18	0.26	0.12	0.12	0.12	0.12	0.12	0.12	0.12	0.15	0.15	0.15	0.13	0.13	0.12	0.30	
30	0.22	0.22	0.22	0.22	0.50	0.91	10.00	16.00	11.08	9.83	4.12	1.80	1.80	1.80	1.80	4.00	4.00	9.12	5.00	9.12	7.12	7.12	2.66	0.55	16.00	

Serbia April 2020

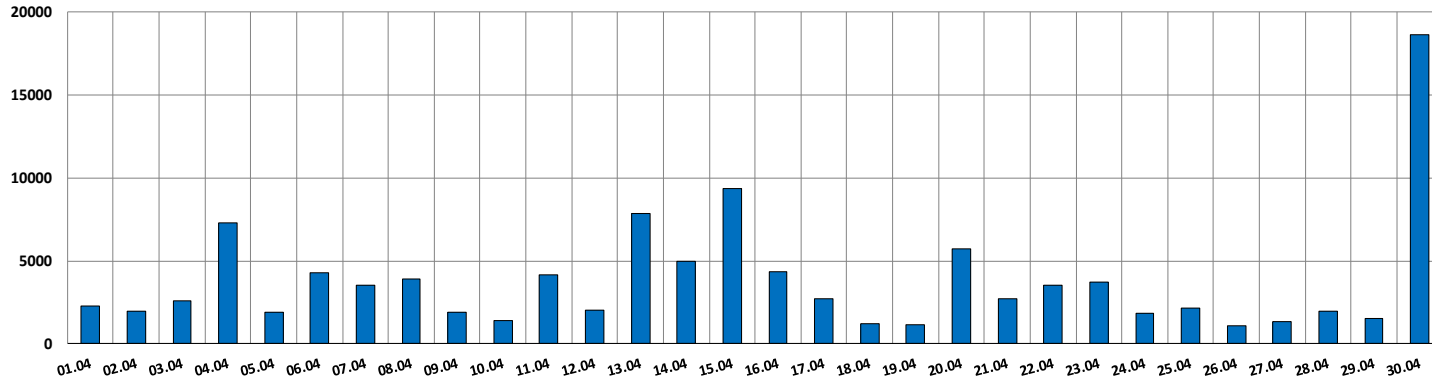


**Transelectrica®**  
Societate Administrată în Sistem Dualist

# Market for Allocation of Cross-Border Capacities

## Daily Allocation on Romanian – Serbian border

Congestion Income RO



Day	Congestion Income border RO-RS [Euro]	Congestion Income RO [Euro]
01.04	4495	2247
02.04	3986	1993
03.04	5167	2583
04.04	14551	7276
05.04	3807	1903
06.04	8537	4269
07.04	7104	3552
08.04	7805	3903
09.04	3795	1898
10.04	2741	1371
11.04	8284	4142
12.04	4035	2017
13.04	15687	7844
14.04	9998	4999
15.04	18647	9324
16.04	8721	4361
17.04	5468	2734
18.04	2447	1223
19.04	2348	1174
20.04	11447	5724
21.04	5377	2689
22.04	7051	3526
23.04	7469	3735
24.04	3617	1808
25.04	4304	2152
26.04	2128	1064
27.04	2693	1347
28.04	3934	1967
29.04	3052	1526
30.04	37241	18621
<b>Total</b>	<b>225938</b>	<b>112969</b>

Daily Income [Euro]		Remuneration UIOSI [Euro]	
RO-RS	RS-RO	RO-RS	RS-RO
40838	185100	37584	180940
<b>225938</b>		<b>218524</b>	

TSO Income (Z-R) [Euro]	RO TSO Income (Z-R) [Euro]
<b>7414</b>	<b>3707</b>

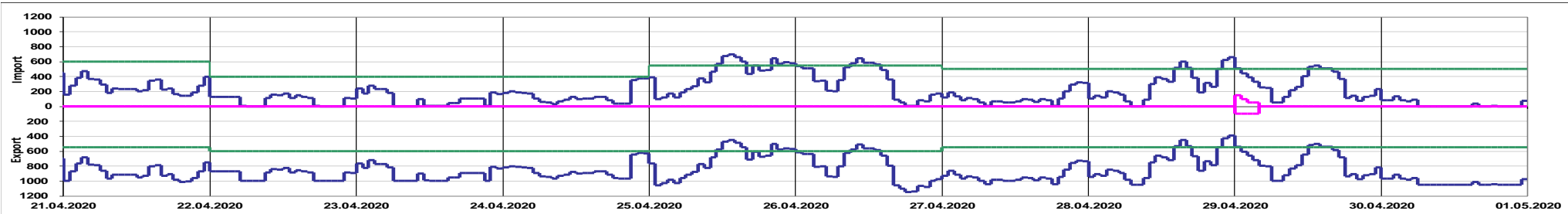
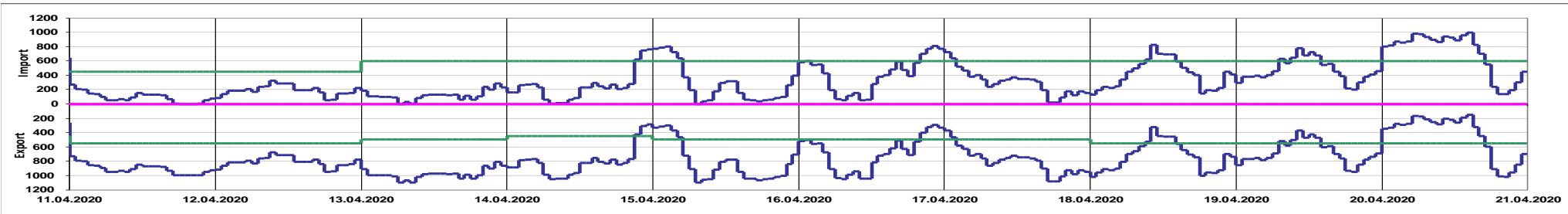
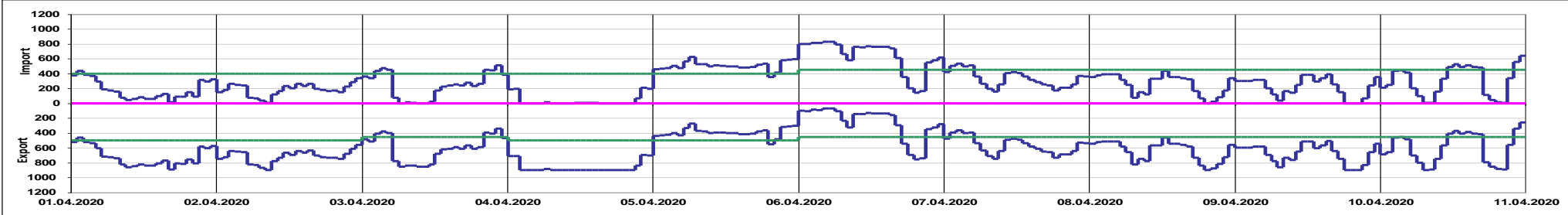


Transelectrica®  
Societate Administrată în Sistem Dualist

# Market for Allocation of Cross-Border Capacities

## Intraday Auctions on Romanian – Serbian border

Serbia April 2020



Offered Capacity on Intraday Auction Import (+) / Export (-) [MW]

Allocated Capacity on Intraday Auction Import (+) / Export (-) [MW]

Net Transfer Capacity (NTC) Import (+) / Export (-) [MW]



# Market for Allocation of Cross-Border Capacities

## Intraday Auctions on Romanian – Serbian border



### Auction Price [Euro/MWh] - Import

Day	1	2	3	4	5	6	7	8	9	10	11	12	13	14	15	16	17	18	19	20	21	22	23	24	Max
1	0.00	0.00	0.00	0.00	0.00	0.00	0.00	0.00	0.00	0.00	0.00	0.00	0.00	0.00	0.00	0.00	0.00	0.00	0.00	0.00	0.00	0.00	0.00	0.00	0.00
2	0.00	0.00	0.00	0.00	0.00	0.00	0.00	0.00	0.00	0.00	0.00	0.00	0.00	0.00	0.00	0.00	0.00	0.00	0.00	0.00	0.00	0.00	0.00	0.00	0.00
3	0.00	0.00	0.00	0.00	0.00	0.00	0.00	-	0.00	0.00	-	-	0.00	0.00	0.00	0.00	0.00	0.00	0.00	0.00	0.00	0.00	0.00	0.00	0.00
4	0.00	0.00	-	-	-	-	0.00	-	-	-	-	0.00	0.00	0.00	0.00	-	0.00	-	-	-	-	-	0.00	0.00	0.00
5	0.00	0.00	0.00	0.00	0.00	0.00	0.00	0.00	0.00	0.00	0.00	0.00	0.00	0.00	0.00	0.00	0.00	0.00	0.00	0.00	0.00	0.00	0.00	0.00	0.00
6	0.00	0.00	0.00	0.00	0.00	0.00	0.00	0.00	0.00	0.00	0.00	0.00	0.00	0.00	0.00	0.00	0.00	0.00	0.00	0.00	0.00	0.00	0.00	0.00	0.00
7	0.00	0.00	0.00	0.00	0.00	0.00	0.00	0.00	0.00	0.00	0.00	0.00	0.00	0.00	0.00	0.00	0.00	0.00	0.00	0.00	0.00	0.00	0.00	0.00	0.00
8	0.00	0.00	0.00	0.00	0.00	0.00	0.00	0.00	0.00	0.00	0.00	0.00	0.00	0.00	0.00	0.00	0.00	0.00	0.00	-	0.00	0.00	0.00	0.00	0.00
9	0.00	0.00	0.00	0.00	0.00	0.00	0.00	0.00	0.00	0.00	0.00	0.00	0.00	0.00	0.00	0.00	0.00	0.00	0.00	-	-	0.00	0.00	0.00	0.00
10	0.00	0.00	0.00	0.00	0.00	0.00	0.00	0.00	0.00	0.00	0.00	0.00	0.00	0.00	0.00	0.00	0.00	0.00	0.00	0.00	0.00	0.00	0.00	0.00	0.00
11	0.00	0.00	0.00	0.00	0.00	0.00	0.00	0.00	0.00	0.00	0.00	0.00	0.00	0.00	0.00	0.00	0.00	0.00	-	-	-	0.00	0.00	0.00	0.00
12	0.00	0.00	0.00	0.00	0.00	0.00	0.00	0.00	0.00	0.00	0.00	0.00	0.00	0.00	0.00	0.00	0.00	0.00	0.00	0.00	0.00	0.00	0.00	0.00	0.00
13	0.00	0.00	0.00	0.00	0.00	0.00	-	0.00	0.00	0.00	0.00	0.00	0.00	0.00	0.00	0.00	0.00	0.00	0.00	0.00	0.00	0.00	0.00	0.00	0.00
14	0.00	0.00	0.00	0.00	0.00	0.00	0.00	0.00	0.00	0.00	0.00	0.00	0.00	0.00	0.00	0.00	0.00	0.00	0.00	0.00	0.00	0.00	0.00	0.00	0.00
15	0.00	0.00	0.00	0.00	0.00	0.00	0.00	-	0.00	0.00	0.00	0.00	0.00	0.00	0.00	0.00	0.00	0.00	0.00	0.00	0.00	0.00	0.00	0.00	0.00
16	0.00	0.00	0.00	0.00	0.00	0.00	0.00	0.00	0.00	0.00	0.00	0.00	0.00	0.00	0.00	0.00	0.00	0.00	0.00	0.00	0.00	0.00	0.00	0.00	0.00
17	0.00	0.00	0.00	0.00	0.00	0.00	0.00	0.00	0.00	0.00	0.00	0.00	0.00	0.00	0.00	0.00	0.00	0.00	0.00	0.00	0.00	0.00	0.00	0.00	0.00
18	0.00	0.00	0.00	0.00	0.00	0.00	0.00	0.00	0.00	0.00	0.00	0.00	0.00	0.00	0.00	0.00	0.00	0.00	0.00	0.00	0.00	0.00	0.00	0.00	0.00
19	0.00	0.00	0.00	0.00	0.00	0.00	0.00	0.00	0.00	0.00	0.00	0.00	0.00	0.00	0.00	0.00	0.00	0.00	0.00	0.00	0.00	0.00	0.00	0.00	0.00
20	0.00	0.00	0.00	0.00	0.00	0.00	0.00	0.00	0.00	0.00	0.00	0.00	0.00	0.00	0.00	0.00	0.00	0.00	0.00	0.00	0.00	0.00	0.00	0.00	0.00
21	0.00	0.00	0.00	0.00	0.00	0.00	0.00	0.00	0.00	0.00	0.00	0.00	0.00	0.00	0.00	0.00	0.00	0.00	0.00	0.00	0.00	0.00	0.00	0.00	0.00
22	0.00	0.00	0.00	0.00	0.00	0.00	-	0.00	-	0.00	0.00	0.00	0.00	0.00	0.00	0.00	0.00	0.00	-	-	-	-	0.00	0.00	0.00
23	0.00	0.00	0.00	0.00	0.00	0.00	-	-	-	-	0.00	0.00	0.00	0.00	0.00	0.00	0.00	0.00	0.00	0.00	0.00	0.00	0.00	0.00	0.00
24	0.00	0.00	0.00	0.00	0.00	0.00	0.00	0.00	0.00	0.00	0.00	0.00	0.00	0.00	0.00	0.00	0.00	0.00	0.00	0.00	0.00	0.00	0.00	0.00	0.00
25	0.00	0.00	0.00	0.00	0.00	0.00	0.00	0.00	0.00	0.00	0.00	0.00	0.00	0.00	0.00	0.00	0.00	0.00	0.00	0.00	0.00	0.00	0.00	0.00	0.00
26	0.00	0.00	0.00	0.00	0.00	0.00	0.00	0.00	0.00	0.00	0.00	0.00	0.00	0.00	0.00	0.00	0.00	0.00	0.00	0.00	0.00	0.00	0.00	0.00	0.00
27	0.00	0.00	0.00	0.00	0.00	0.00	0.00	0.00	0.00	0.00	0.00	0.00	0.00	0.00	0.00	0.00	0.00	0.00	0.00	0.00	0.00	0.00	0.00	0.00	0.00
28	0.00	0.00	0.00	0.00	0.00	0.00	0.00	-	-	0.00	0.00	0.00	0.00	0.00	0.00	0.00	0.00	0.00	0.00	0.00	0.00	0.00	0.00	0.00	0.00
29	0.00	0.00	0.00	0.00	0.00	0.00	0.00	0.00	0.00	0.00	0.00	0.00	0.00	0.00	0.00	0.00	0.00	0.00	0.00	0.00	0.00	0.00	0.00	0.00	0.00
30	0.00	0.00	0.00	0.00	0.00	0.00	-	0.00	-	-	-	-	-	-	-	0.00	-	-	0.00	-	-	-	-	0.00	0.00

Serbia April 2020



# Market for Allocation of Cross-Border Capacities



**Transelectrica**<sup>®</sup>  
Societate Administrată în Sistem Dualist

## Statistics on Monthly Auction

April 2020		1	2	3	4	5	6	7	8	9	10	11	12	13	14	15	16	17	18	19	20	21	22	23	24	25	26	27	28	29	30
Hungary export	Number of Capacity Traders	25	25	25	25	25	25	25	25	25	25	25	25	25	25	25	25	25	25	25	25	25	25	25	25	25	25	25	25	25	25
	Number of Capacity Holders	8	8	8	8	8	8	8	8	8	8	8	8	8	8	8	8	8	8	8	8	8	8	8	8	8	8	8	8	8	8
	Number of Bids	65	65	65	65	65	65	65	65	65	65	65	65	65	65	65	65	65	65	65	65	65	65	65	65	65	65	65	65	65	65
Hungary import	Number of Capacity Traders	27	27	27	27	27	27	27	27	27	27	27	27	27	27	27	27	27	27	27	27	27	27	27	27	27	27	27	27	27	
	Number of Capacity Holders	9	9	9	9	9	9	9	9	9	9	9	9	9	9	9	9	9	9	9	9	9	9	9	9	9	9	9	9	9	
	Number of Bids	85	85	85	85	85	85	85	85	85	85	85	85	85	85	85	85	85	85	85	85	85	85	85	85	85	85	85	85	85	
Bulgaria export	Number of Capacity Traders	26	26	26	26	26	26	26	26	26	26	26	26	26	26	26	26	26	26	26	26	26	26	26	26	26	26	26	26	26	
	Number of Capacity Holders	20	20	20	20	20	20	20	20	20	20	20	20	20	20	20	20	20	20	20	20	20	20	20	20	20	20	20	20	20	
	Number of Bids	62	62	62	62	62	62	62	62	62	62	62	62	62	62	62	62	62	62	62	62	62	62	62	62	62	62	62	62	62	
Bulgaria import	Number of Capacity Traders	24	24	24	24	24	24	24	24	24	24	24	24	24	24	24	24	24	24	24	24	24	24	24	24	24	24	24	24	24	
	Number of Capacity Holders	17	17	17	17	17	17	17	17	17	17	17	17	17	17	17	17	17	17	17	17	17	17	17	17	17	17	17	17	17	
	Number of Bids	51	51	51	51	51	51	51	51	51	51	51	51	51	51	51	51	51	51	51	51	51	51	51	51	51	51	51	51	51	
Serbia export	Number of Capacity Traders	7	7	7	7	7	6	6	6	6	6	6	6	6	6	6	6	6	6	6	6	6	6	6	6	6	6	6	6	6	
	Number of Capacity Holders	6	6	6	7	7	6	6	6	6	6	6	6	6	6	6	6	6	6	6	6	6	6	6	6	6	6	6	6	6	
	Number of Bids	42	42	42	43	43	35	35	35	35	35	34	34	34	34	35	34	34	34	34	34	34	34	34	35	35	35	35	35	34	34
Serbia import	Number of Capacity Traders	8	8	8	8	8	8	8	8	8	8	8	8	8	8	8	8	8	8	8	8	8	8	8	8	8	8	8	8	8	
	Number of Capacity Holders	5	5	5	5	5	6	6	6	6	6	6	6	6	6	6	6	6	6	6	6	6	6	6	6	6	6	6	6	6	
	Number of Bids	53	53	53	53	53	54	54	54	54	54	54	54	53	53	53	53	53	53	53	53	53	53	51	51	51	52	52	53	53	53
Ukraine export	Number of Capacity Traders	5	5	5	5	5	5	5	5	5	5	5	5	5	5	5	5	5	5	5	5	5	-	-	-	5	5	5	5	5	
	Number of Capacity Holders	4	4	4	4	4	4	4	4	4	4	4	4	4	4	4	4	4	4	4	4	4	-	-	-	4	4	4	4	4	
	Number of Bids	17	17	17	17	17	17	17	17	17	17	17	17	17	17	17	17	17	17	17	17	17	17	-	-	-	17	17	17	17	17
Ukraine import	Number of Capacity Traders	6	6	6	6	6	6	6	6	6	6	6	6	6	6	6	6	6	6	6	6	6	-	-	-	6	6	6	6	6	
	Number of Capacity Holders	4	4	4	4	4	4	4	4	4	4	4	4	4	4	4	4	4	4	4	4	4	-	-	-	4	4	4	4	4	
	Number of Bids	23	23	23	23	23	23	23	23	23	23	23	23	23	23	23	23	23	23	23	23	23	-	-	-	23	23	23	23	23	
Moldavia import RO_Cioara	Number of Capacity Traders	-	-	-	-	-	-	-	-	-	-	-	-	-	-	-	-	-	-	-	-	-	-	-	-	-	-	-	-	-	
	Number of Capacity Holders	-	-	-	-	-	-	-	-	-	-	-	-	-	-	-	-	-	-	-	-	-	-	-	-	-	-	-	-	-	
	Number of Bids	-	-	-	-	-	-	-	-	-	-	-	-	-	-	-	-	-	-	-	-	-	-	-	-	-	-	-	-	-	
Moldavia import RO_Costesti	Number of Capacity Traders	-	-	-	-	-	-	-	-	-	-	-	-	-	-	-	-	-	-	-	-	-	-	-	-	-	-	-	-	-	
	Number of Capacity Holders	-	-	-	-	-	-	-	-	-	-	-	-	-	-	-	-	-	-	-	-	-	-	-	-	-	-	-	-	-	
	Number of Bids	-	-	-	-	-	-	-	-	-	-	-	-	-	-	-	-	-	-	-	-	-	-	-	-	-	-	-	-	-	
Moldavia import RO_Vulcanesti	Number of Capacity Traders	-	-	-	-	-	-	-	-	-	-	-	-	-	-	-	-	-	-	-	-	-	-	-	-	-	-	-	-	-	
	Number of Capacity Holders	-	-	-	-	-	-	-	-	-	-	-	-	-	-	-	-	-	-	-	-	-	-	-	-	-	-	-	-	-	
	Number of Bids	-	-	-	-	-	-	-	-	-	-	-	-	-	-	-	-	-	-	-	-	-	-	-	-	-	-	-	-	-	

April 2020	Maximum	Minimum
Number of Capacity Traders	27	5
Number of Capacity Holders	20	4
Number of Bids	85	17

Public

# Market for Allocation of Cross-Border Capacities



## Statistics on Daily Auctions

April 2020		Daily Auctions																													
		1	2	3	4	5	6	7	8	9	10	11	12	13	14	15	16	17	18	19	20	21	22	23	24	25	26	27	28	29	30
Serbia Export	Maximum Number of Capacity Traders	8	8	7	8	9	9	8	7	7	7	8	8	8	9	8	8	8	8	8	8	8	8	8	8	8	7	8	9	9	8
	Maximum Number of Capacity Holders	7	7	6	7	8	6	5	6	6	7	7	8	8	7	7	7	7	8	8	7	7	7	7	7	7	7	8	8	7	8
	Maximum Number of Bids	35	33	31	34	36	36	31	31	29	32	30	30	28	32	31	37	34	30	31	36	35	33	35	34	38	30	31	33	37	31
Serbia Import	Maximum Number of Capacity Traders	8	7	9	9	8	8	9	9	9	8	9	9	10	10	8	9	8	8	8	8	9	9	9	8	8	7	8	9	8	10
	Maximum Number of Capacity Holders	6	5	6	7	6	7	7	7	6	7	6	5	6	6	5	6	6	6	7	6	6	6	6	4	7	6	6	6	5	
	Maximum Number of Bids	35	31	34	38	33	31	35	33	32	36	36	36	36	34	38	38	36	35	36	36	40	41	38	36	36	29	31	32	36	39
Bulgaria Export	Maximum Number of Capacity Traders	14	14	14	14	14	14	15	14	14	15	13	14	15	14	14	15	16	14	16	15	16	13	14	14	16	16	16	15	17	16
	Maximum Number of Capacity Holders	13	14	14	14	14	13	14	13	13	14	12	13	14	13	13	14	14	12	14	13	14	12	13	13	15	15	14	14	15	14
	Maximum Number of Bids	34	37	39	34	33	32	34	29	28	39	33	34	40	35	33	36	38	32	32	33	33	33	31	33	34	36	34	36	38	32
Bulgaria Import	Maximum Number of Capacity Traders	15	13	15	14	12	13	14	16	16	14	14	14	14	12	15	15	14	14	16	17	15	16	16	16	16	15	14	14	14	15
	Maximum Number of Capacity Holders	14	13	14	14	12	12	14	15	15	13	13	13	12	11	13	13	13	14	15	15	14	15	15	15	15	14	13	13	13	13
	Maximum Number of Bids	25	18	21	33	21	20	24	31	32	28	27	27	25	27	29	28	29	29	33	35	30	38	37	35	33	31	29	29	27	30

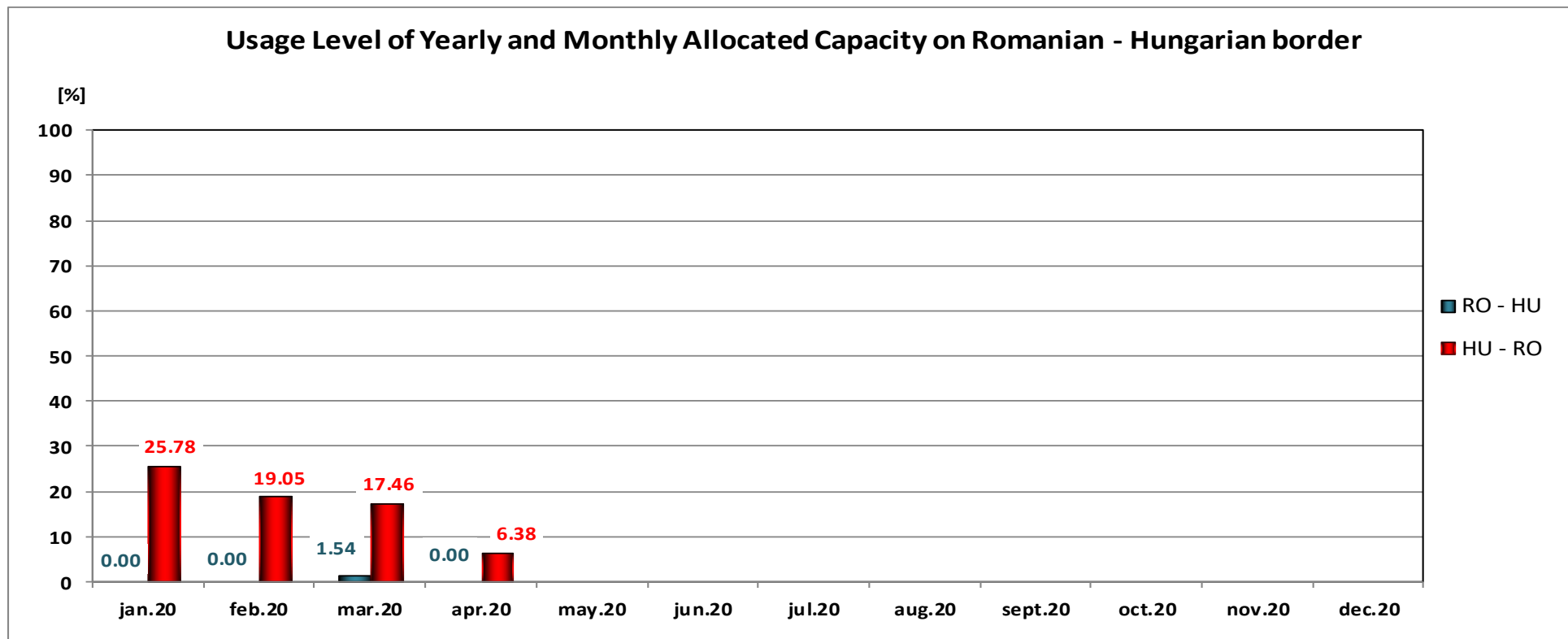
Note: In the table are presented the daily maximum hourly values.



## Statistics on Intraday Auctions

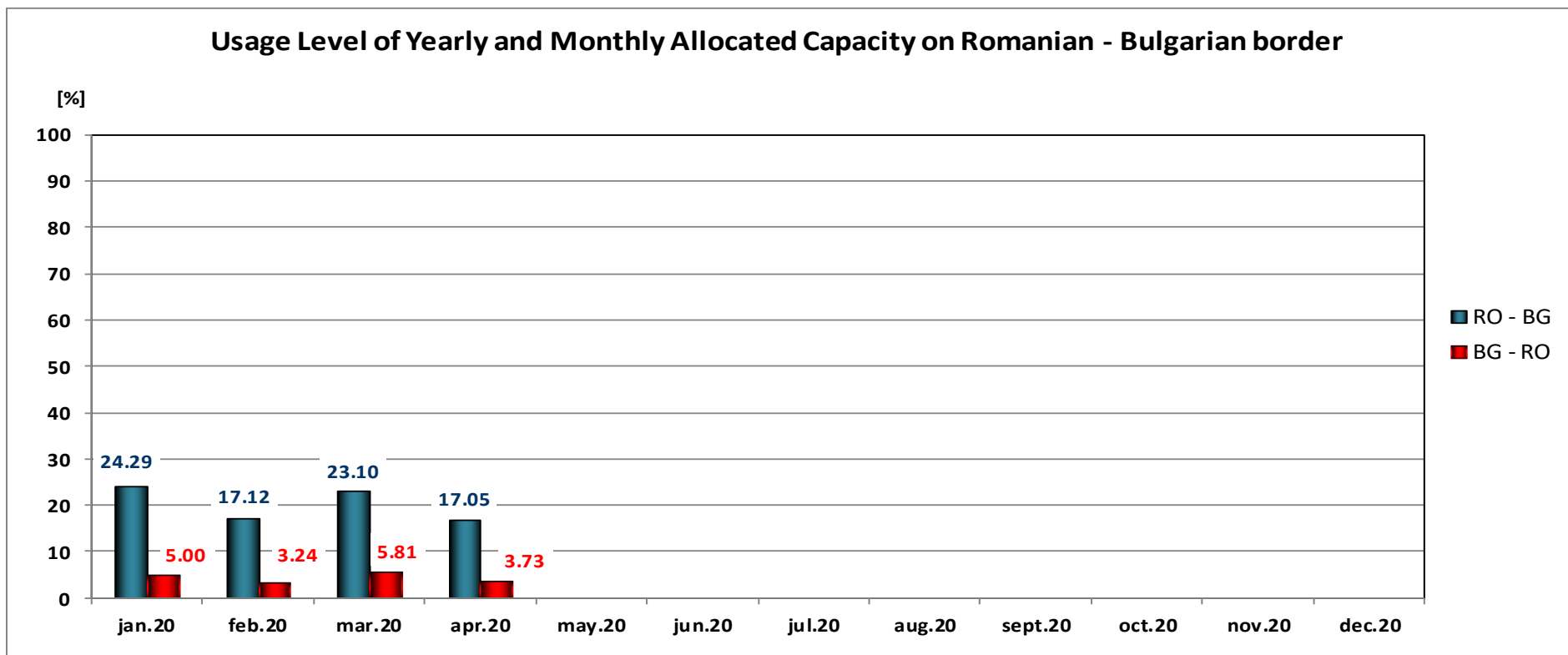
April 2020		Intraday Auctions																														
		1	2	3	4	5	6	7	8	9	10	11	12	13	14	15	16	17	18	19	20	21	22	23	24	25	26	27	28	29	30	
Serbia Export	Maximum Number of Capacity Traders	0	0	0	0	0	0	0	0	0	0	0	0	0	0	0	0	0	0	0	0	0	0	0	0	0	0	0	0	0	1	0
	Maximum Number of Capacity Holders	-	-	-	-	-	-	-	-	-	-	-	-	-	-	-	-	-	-	-	-	-	-	-	-	-	-	-	-	-	1	-
Serbia Import	Maximum Number of Capacity Traders	0	0	0	0	0	0	0	0	0	0	0	0	0	0	0	0	0	0	0	0	0	0	0	0	0	0	0	0	0	1	0
	Maximum Number of Capacity Holders	-	-	-	-	-	-	-	-	-	-	-	-	-	-	-	-	-	-	-	-	-	-	-	-	-	-	-	-	-	1	-

Note: In the table are presented the daily maximum hourly values.



Usage level of yearly and monthly allocated capacity was calculated as ratio between nominated capacity and sum of allocated capacity at yearly and monthly auctions after returns.

From the beginning of the year, the average values (arithmetic) of usage level are: 0.39 % on export direction and 17.17 % on import direction.



Usage level of yearly and monthly allocated capacity was calculated as ratio between nominated capacity and sum of allocated capacity at yearly and monthly auctions after returns.

From the beginning of the year, the average values (arithmetic) of usage level are: 20.39 % on export direction and 4.44 % on import direction.



**Transelectrica®**  
Societate Administrată în Sistem Dualist

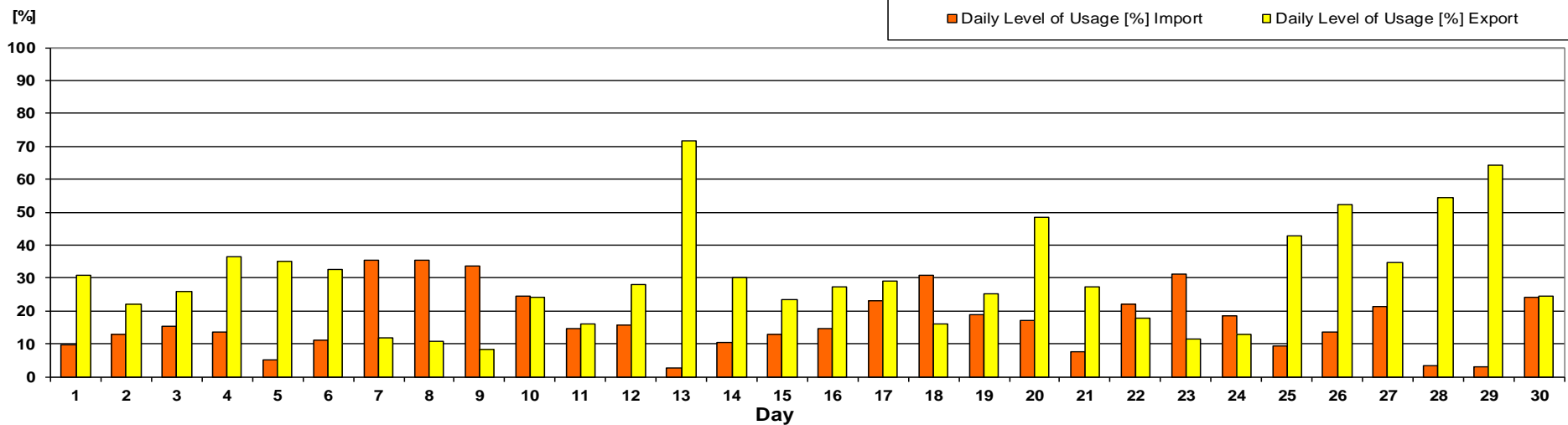
# Market for Allocation of Cross-Border Capacities

## Daily Auctions on Romanian – Bulgarian border

### Usage Level of Daily Allocated Capacity

RO-BG

April 2020



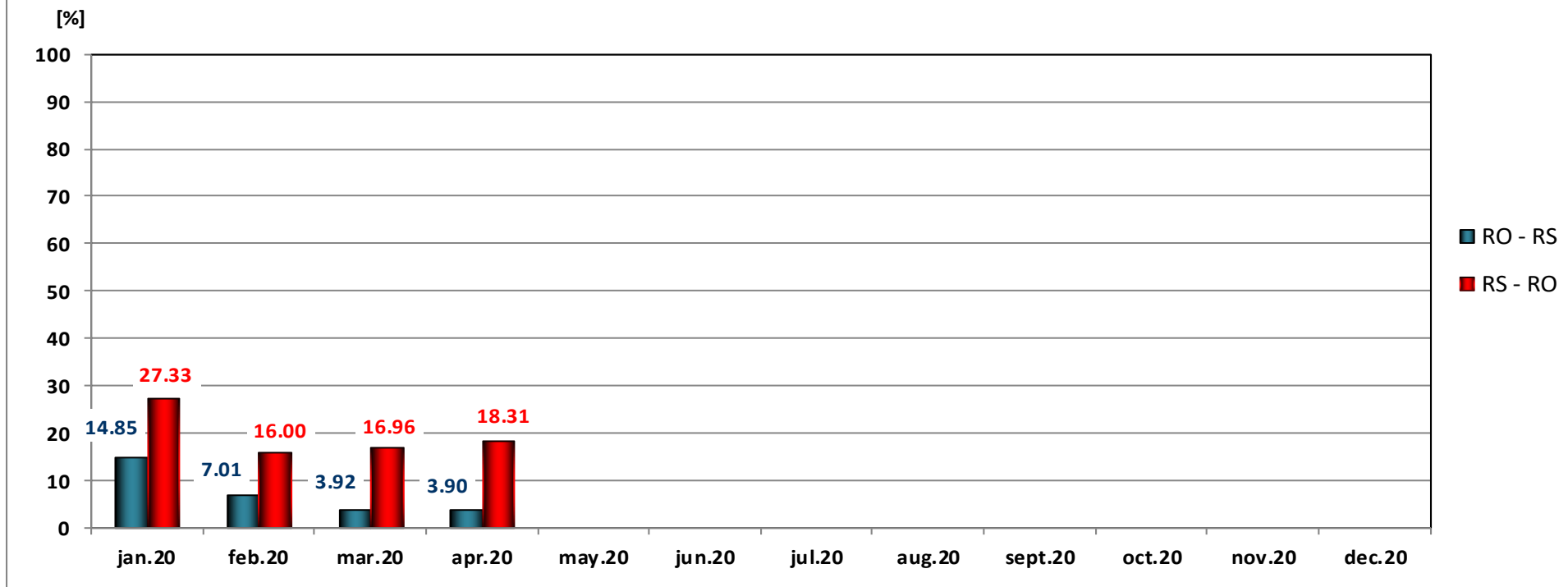
Daily Level of Usage [%]

April 2020	1	2	3	4	5	6	7	8	9	10	11	12	13	14	15	16	17	18	19	20	21	22	23	24	25	26	27	28	29	30
Import	9.83	12.81	15.48	13.43	5.14	11.07	35.25	35.50	33.60	24.30	14.78	15.63	2.60	10.34	12.70	14.66	23.13	30.76	18.71	17.03	7.41	21.91	31.18	18.45	9.45	13.61	21.18	3.31	3.09	24.13
Export	30.78	22.08	25.91	36.58	34.91	32.74	11.82	10.70	8.40	24.22	16.19	27.92	71.58	30.27	23.30	27.46	29.18	15.98	25.00	48.45	27.41	17.64	11.51	12.74	42.76	52.12	34.83	54.55	64.31	24.34

Level of usage of daily allocated capacity, calculated at monthly level, as ratio between sum of nominated daily capacities and sum of daily allocated capacities, has the following values:

- Import 17.53 [%]
- Export 29.77 [%]

Usage Level of Yearly and Monthly Allocated Capacity on Romanian - Serbian border



Usage level of yearly and monthly allocated capacity was calculated as ratio between nominated capacity and sum of allocated capacity at yearly and monthly auctions after returns.

From the beginning of the year, the average values (arithmetic) of usage level are: 7.42 % on export direction and 19.65 % on import direction.



**Transelectrica®**  
Societate Administrată în Sistem Dualist

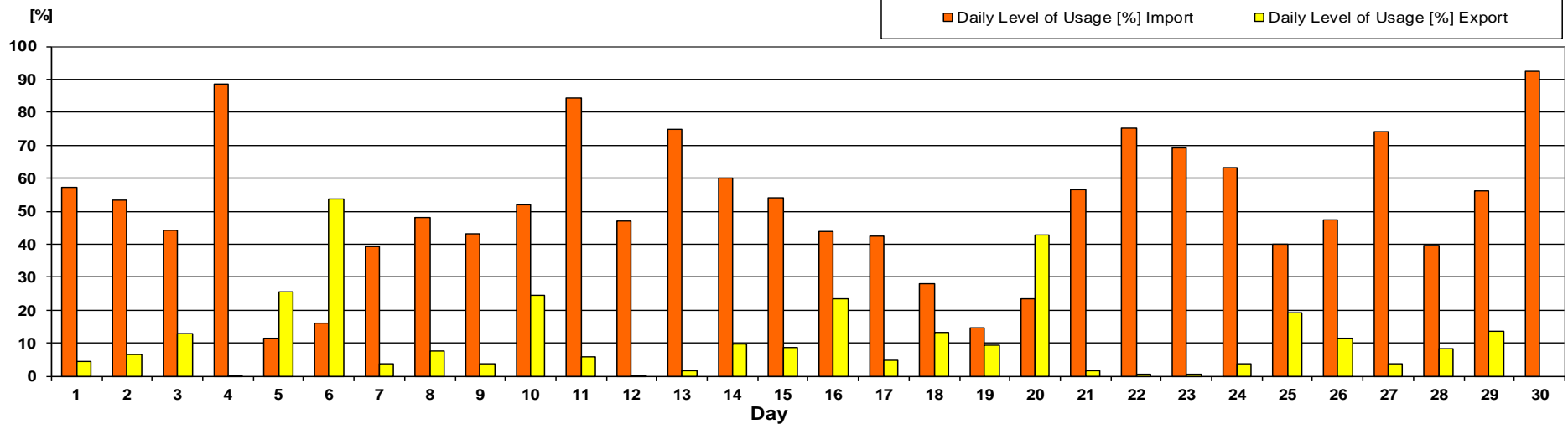
# Market for Allocation of Cross-Border Capacities

## Daily Auctions on Romanian – Serbian border

### Usage Level of Daily Allocated Capacity

Serbia

April 2020



Daily Level of Usage [%]

April 2020	1	2	3	4	5	6	7	8	9	10	11	12	13	14	15	16	17	18	19	20	21	22	23	24	25	26	27	28	29	30
Import	57.39	53.24	44.06	88.51	11.32	16.08	39.36	48.16	43.26	52.04	84.28	47.18	74.65	60.02	54.11	43.92	42.57	28.01	14.75	23.44	56.55	75.30	69.36	63.13	39.92	47.51	74.16	39.61	56.04	92.52
Export	4.51	6.37	12.92	0.31	25.47	53.87	3.80	7.71	3.79	24.51	5.77	0.33	1.48	9.74	8.63	23.38	4.59	13.37	9.27	42.92	1.69	0.40	0.47	3.70	19.31	11.30	3.76	8.17	13.62	0.00

Level of usage of daily allocated capacity, calculated at monthly level, as ratio between sum of nominated daily capacities and sum of daily allocated capacities, has the following values:

- Import 48.99 [%]
- Export 9.92 [%]





**Transelectrica®**  
Societate Administrată în Sistem Dualist

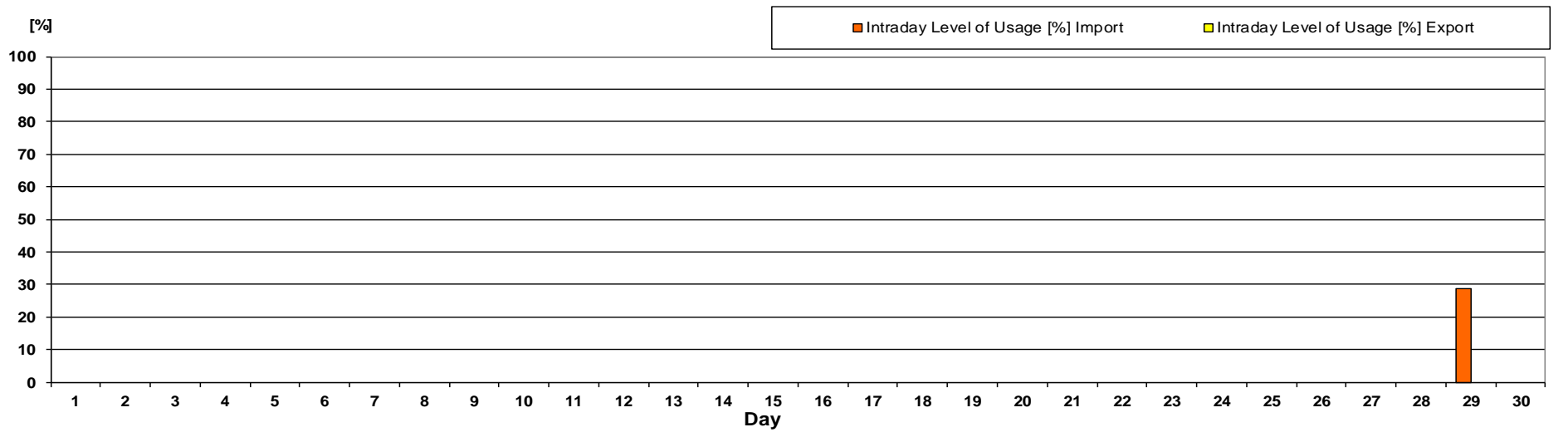
# Market for Allocation of Cross-Border Capacities

## Intraday Auctions on Romanian – Serbian border

### Usage Level of Intraday Allocated Capacity

Serbia

April 2020

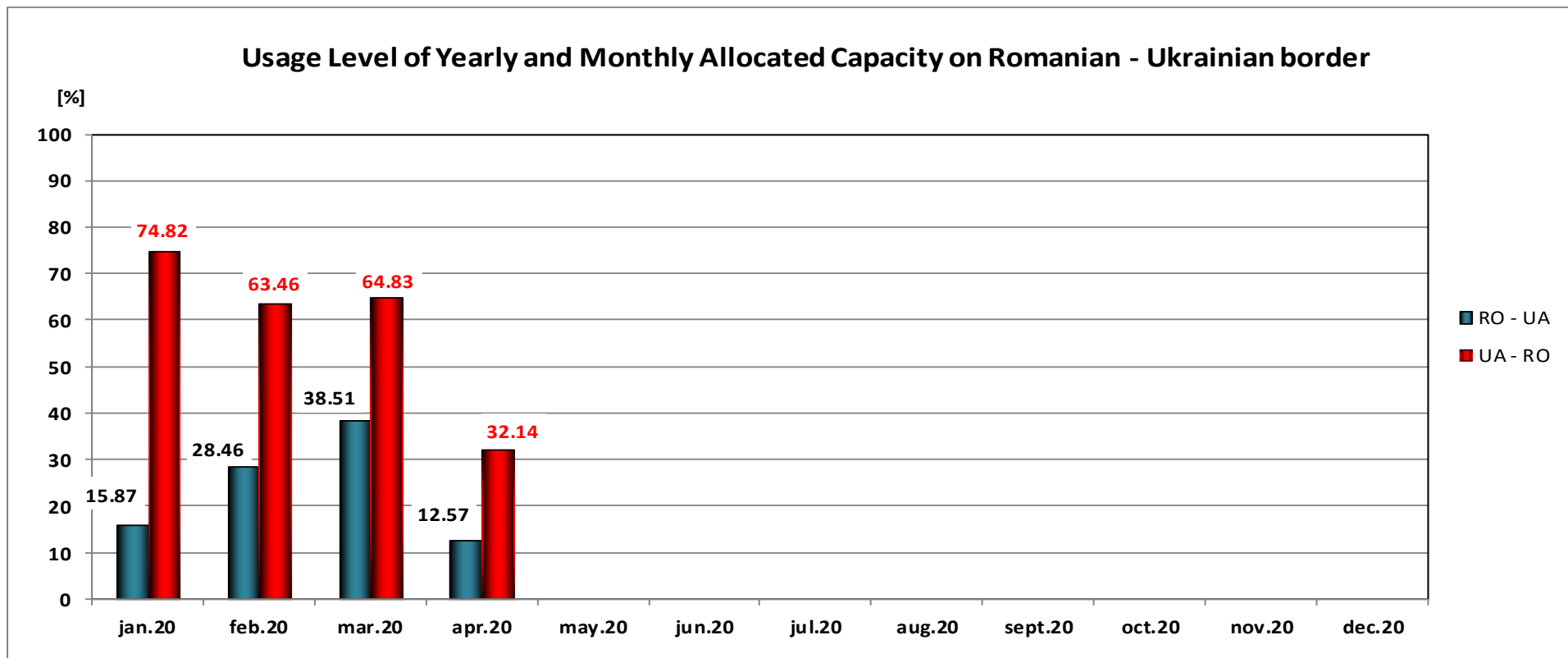


Daily Level of Usage [%]

April 2020	1	2	3	4	5	6	7	8	9	10	11	12	13	14	15	16	17	18	19	20	21	22	23	24	25	26	27	28	29	30
Import	-	-	-	-	-	-	-	-	-	-	-	-	-	-	-	-	-	-	-	-	-	-	-	-	-	-	-	-	28.57	-
Export	-	-	-	-	-	-	-	-	-	-	-	-	-	-	-	-	-	-	-	-	-	-	-	-	-	-	-	-	0.00	-

Level of usage of intraday allocated capacity, calculated at monthly level, as ratio between sum of nominated intraday capacities and sum of intraday allocated capacities, has the following values:

- Import 28.57 [%]
- Export 0 [%]



Usage level of yearly and monthly allocated capacity was calculated as ratio between nominated capacity and sum of allocated capacity at yearly and monthly auctions.

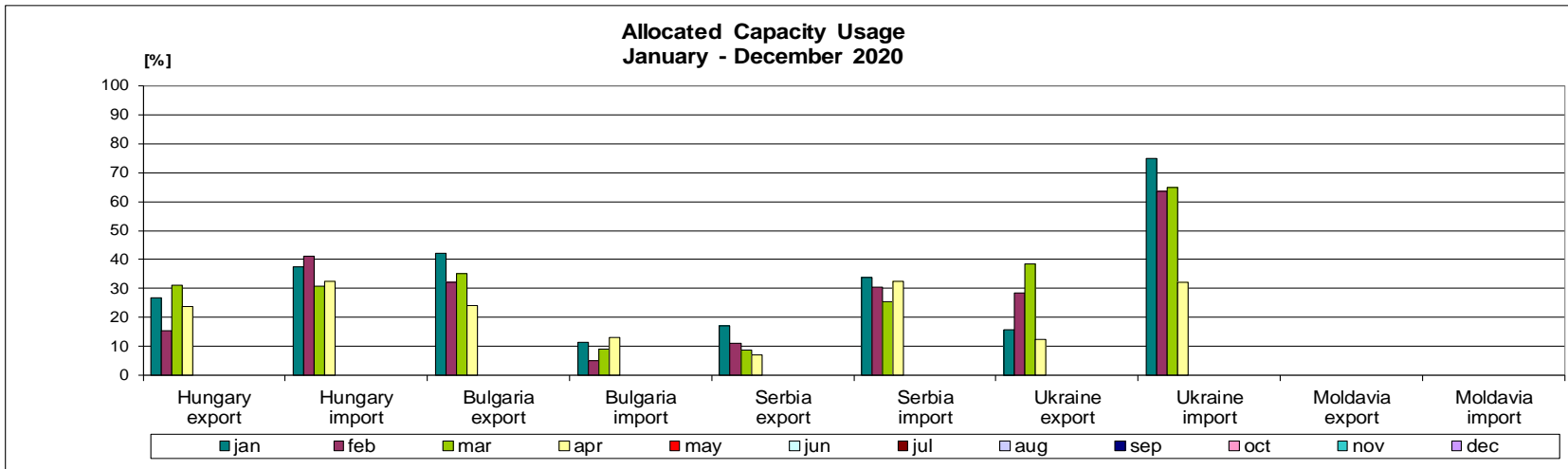
From the beginning of the year, the average values (arithmetic) of usage level are: 23.85 % on export direction and 58.81 % on import direction.

# Market for Allocation of Cross-Border Capacities



**Transelectrica®**  
Societate Administrată în Sistem Dualist

## Usage level of capacity rights



The level of usage of total capacity rights on one border and direction represent the percentage ratio between the energy associated with the commercial transactions, nominated during a month, and the energy associated with the total capacity rights.

[%]	Hungary export	Hungary import	Bulgaria export	Bulgaria import	Serbia export	Serbia import	Ukraine export	Ukraine import	Moldavia export	Moldavia import
jan	26.94	37.53	42.28	11.32	17.26	33.77	15.87	74.82	-	-
feb	15.52	41.05	32.10	5.03	10.98	30.55	28.46	63.46	-	-
mar	31.14	30.89	35.00	9.22	8.67	25.55	38.51	64.83	-	-
apr	23.90	32.60	24.14	13.12	7.09	32.47	12.57	32.14	-	-
may										
jun										
jul										
aug										
sep										
oct										
nov										
dec										
<b>average</b>	<b>24.37</b>	<b>35.52</b>	<b>33.38</b>	<b>9.67</b>	<b>11.00</b>	<b>30.59</b>	<b>23.85</b>	<b>58.81</b>	-	-

Type B

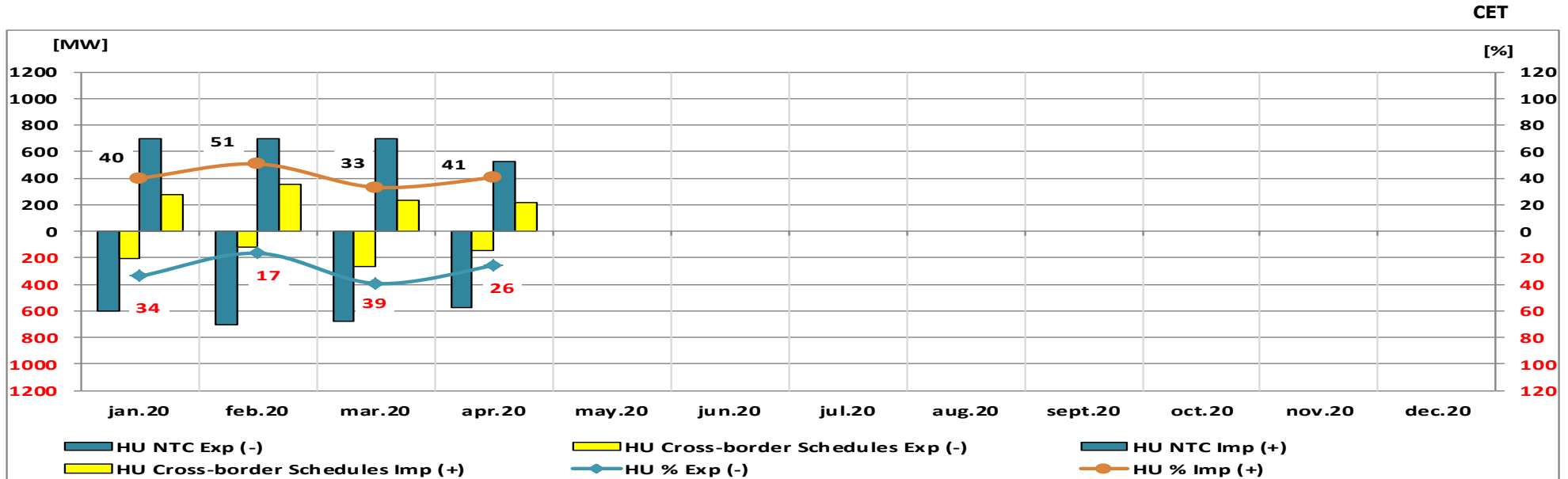
In April 2020, it was noticed a low level of capacity usage and the highest level of usage was on import direction from Hungary.



Transelectrica®  
Societate Administrată în Sistem Dualist

# Market for Allocation of Cross-Border Capacities

## Usage Level of NTC on Romanian – Hungarian border



Hungary (monthly averages values, MW)	jan.20	feb.20	mar.20	apr.20	may.20	jun.20	jul.20	aug.20	sept.20	oct.20	nov.20	dec.20	sum
HU NTC Exp (-)	-600	-700	-675	-573									-2548
HU Cross-border Schedules Exp (-)	-203	-116	-265	-147									-731
HU NTC Imp (+)	700	700	701	523									2624
HU Cross-border Schedules Imp (+)	280	355	232	213									1081

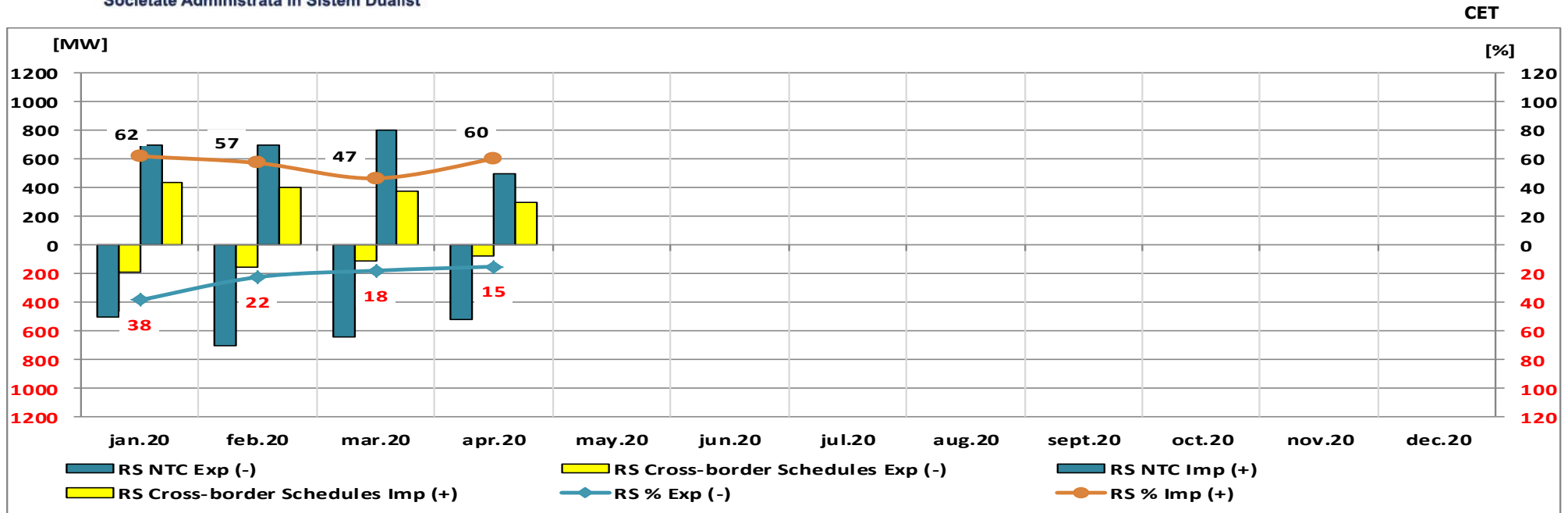
The level of usage was calculated as ratio between total cross-border schedules (capacity nominated on long and short term) and NTC. From the beginning of the year, the average values (arithmetic) of usage level are: 28.83 % on export direction and 41.15 % on import direction.



Transelectrica®  
Societate Administrată în Sistem Dualist

# Market for Allocation of Cross-Border Capacities

## Usage Level of NTC on Romanian – Serbian border



Serbia (monthly averages values, MW)	jan.20	feb.20	mar.20	apr.20	may.20	jun.20	jul.20	aug.20	sept.20	oct.20	nov.20	dec.20	sum
RS NTC Exp (-)	-500	-700	-640	-522									-2361
RS Cross-border Schedules Exp (-)	-192	-156	-114	-78									-540
RS NTC Imp (+)	700	700	801	495									2696
RS Cross-border Schedules Imp (+)	435	401	373	299									1508

The level of usage was calculated as ratio between total cross-border schedules (capacity nominated on long and short term) and NTC. From the beginning of the year, the average values (arithmetic) of usage level are: 23.35 % on export direction and 56.58 % on import direction.

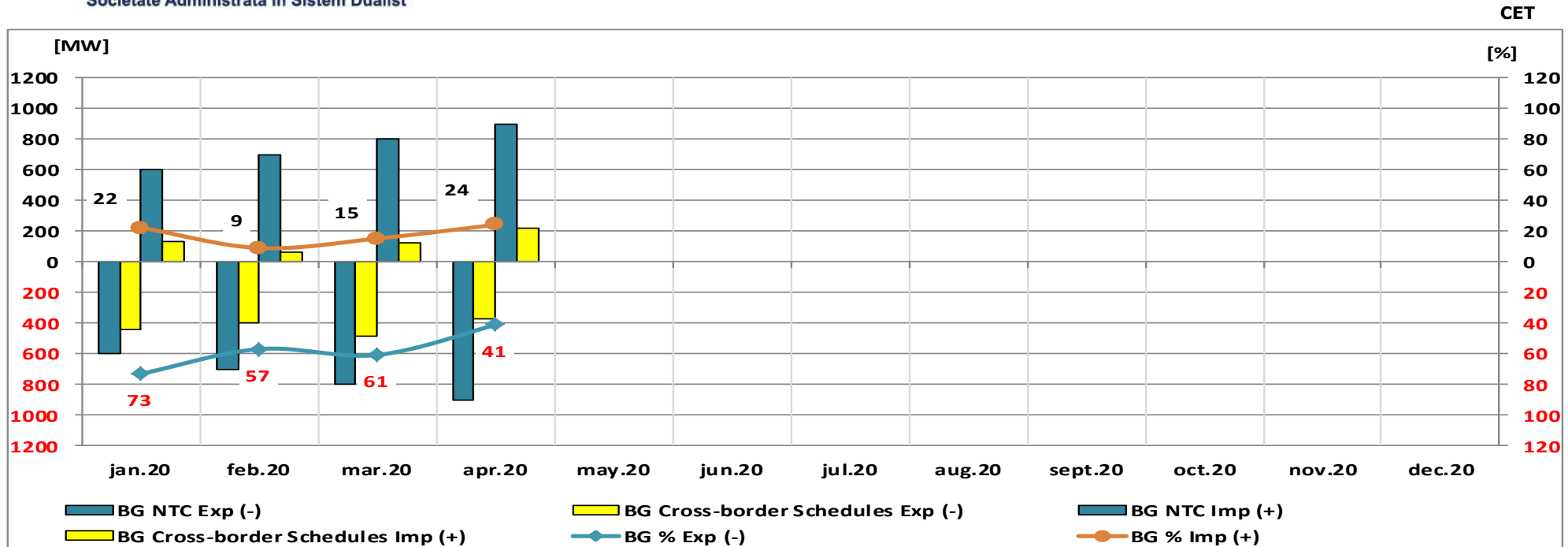


Transelectrica®

Societate Administrată în Sistem Dualist

# Market for Allocation of Cross-Border Capacities

## Usage Level of NTC on Romanian – Bulgarian border



Bulgaria (monthly averages values, MW)	jan.20	feb.20	mar.20	apr.20	may.20	jun.20	jul.20	aug.20	sept.20	oct.20	nov.20	dec.20	sum
BG NTC Exp (-)	-600	-700	-801	-900									-3001
BG Cross-border Schedules Exp (-)	-438	-398	-487	-369									-1692
BG NTC Imp (+)	600	700	801	900									3001
BG Cross-border Schedules Imp (+)	134	63	122	218									537

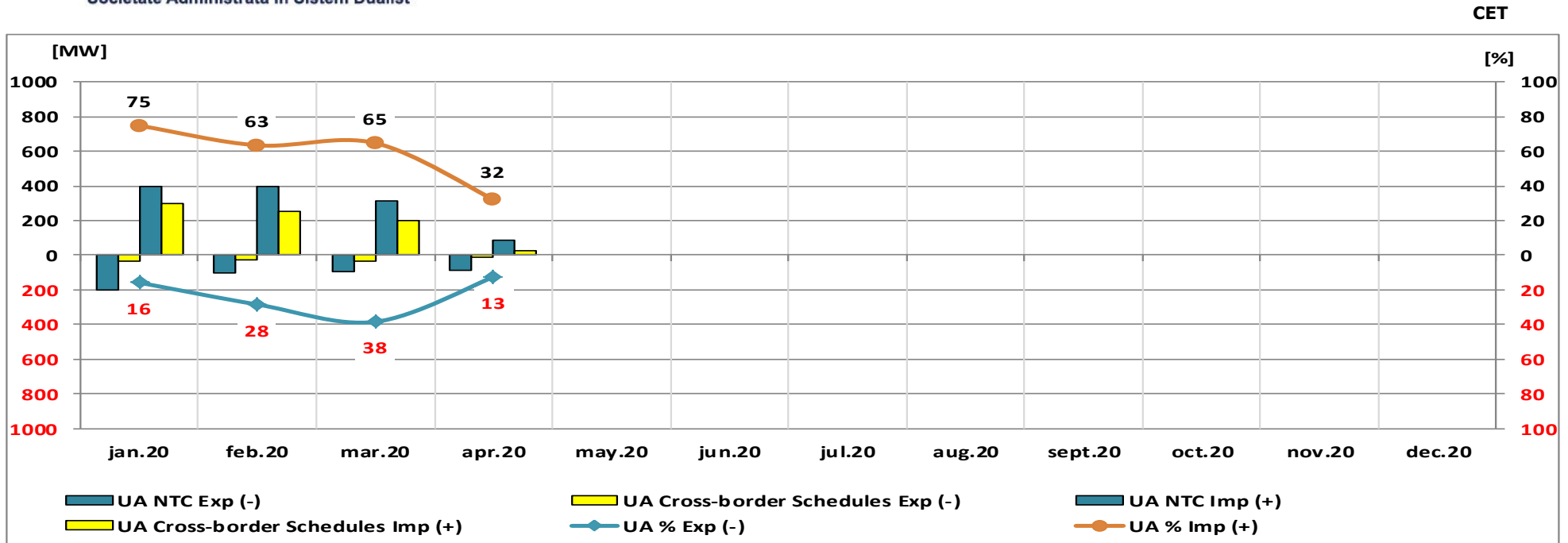
The level of usage was calculated as ratio between total cross-border schedules (capacity nominated on long and short term) and NTC. From the beginning of the year, the average values (arithmetic) of usage level are: 57.91 % on export direction and 17.7 % on import direction.



Transelectrica®  
Societate Administrată în Sistem Dualist

# Market for Allocation of Cross-Border Capacities

## Usage Level of NTC on Romanian – Ukrainian border



Ukraine (monthly averages values, MW)	jan.20	feb.20	mar.20	apr.20	may.20	jun.20	jul.20	aug.20	sept.20	oct.20	nov.20	dec.20	sum
UA NTC Exp (-)	-200	-100	-94	-90									-484
UA Cross-border Schedules Exp (-)	-31.7	-28.5	-36.0	-11.3									-108
UA NTC Imp (+)	400	400	310	90									1200
UA Cross-border Schedules Imp (+)	299	254	201	29									783

The level of usage was calculated as ratio between total cross-border schedules (capacity nominated on long and short term) and NTC. From the beginning of the year, the average values (arithmetic) of usage level are: 23.84% on export direction and 58.79% on import direction.



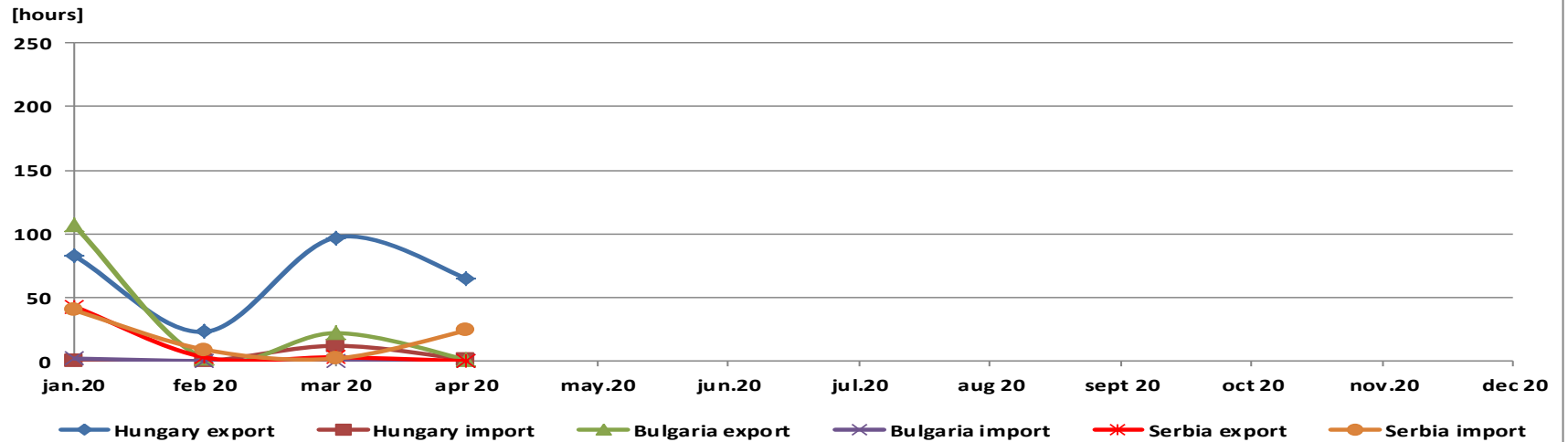
Transelectrica®  
Societate Administrată în Sistem Dualist

# Market for Allocation of Cross-Border Capacities

## Maximization of NTC Usage

CET

**Number of hours in which the sum of nominated cross-border schedules is higher than NTC**



Number of hours	jan.20	feb 20	mar 20	apr 20	may.20	jun.20	jul.20	aug 20	sept 20	oct 20	nov.20	dec 20
Hungary export	83	23	97	65								
Hungary import	0	0	12	1								
Bulgaria export	107	2	22	1								
Bulgaria import	2	0	0	0								
Serbia export	43	3	3	0								
Serbia import	40	9	2	24								

By making efficient use of the interconnection (applying “netting” principle in daily and intra-day offered capacity calculation) there are some hours in which sum of nominated cross-border schedules is higher than the NTC.



# Market for Allocation of Cross-Border Capacities



## Synthesis (C1, C3, HHI) on type of auction and total values

April 2020

Border	Auction												Total		
	Yearly			Monthly			Daily			Intraday			C1 [%]	C3 [%]	HHI
	C1 [%]	C3 [%]	HHI	C1 [%]	C3 [%]	HHI	C1 [%]	C3 [%]	HHI	C1 [%]	C3 [%]	HHI			
<b>Hungary import</b>	28.57	57.43	1565	32.50	62.50	1806	-	-	-	-	-	-	18.18	46.18	1120
<b>Hungary export</b>	27.51	55.87	1432	25.00	68.33	1818	-	-	-	-	-	-	21.54	47.12	1076
<b>Bulgaria import</b>	36.00	56.00	1769	25.10	56.95	1364	23.13	56.39	1347	-	-	-	20.81	43.38	952
<b>Bulgaria export</b>	22.09	56.63	1517	18.27	45.96	987	18.42	48.92	1177	-	-	-	15.93	40.91	821
<b>Serbia import</b>	20.00	56.00	1522	32.67	64.56	1912	35.88	79.86	2482	100.00	100.00	10000	19.06	51.31	1302
<b>Serbia export</b>	30.40	68.00	1899	30.81	64.26	1936	28.15	69.68	1996	100.00	100.00	10000	19.49	53.08	1279
<b>Ukraine import</b>	-	-	-	35.00	80.00	2650	-	-	-	-	-	-	35.00	80.00	2650
<b>Ukraine export</b>	-	-	-	35.00	80.00	2650	-	-	-	-	-	-	35.00	80.00	2650
<b>Moldavia import</b>	-	-	-	-	-	-	-	-	-	-	-	-	-	-	-

Note:

- On the Hungarian border the implicit daily allocation is done through the market coupling mechanism of CZ-SK-HU day-ahead electricity markets (starting with 20.11.2014) and implicit intraday allocation is organized due to the integration of Romanian intraday market in SIDC - Single Intra-Day Market (starting with 20.11.2019).
- On the Bulgarian border implicit intraday allocation is organized due to the integration of Romanian intraday market in SIDC (Single Intra-Day Market) (starting with 20.11.2019).



**Email: [Monitorizare.Piata@transelectrica.ro](mailto:Monitorizare.Piata@transelectrica.ro)**

**Fax: 021 3035630**