



Transelectrica®
Societate Administrată în Sistem Dualist

MARKET MONITORING REPORT

Market for Allocation of Cross-Border Capacities

July 2020



ANRE - Romanian Energy Regulatory Authority
HHI - Herfindahl-Hirschman Index
BRP - Balance Responsible Party
BM - Balancing Market
DAM - Day Ahead Market
TSO - Transmission System Operator
DU – Dispatchable Unit
PN – Physical Notification
NDC - National Dispatching Center
C1 – The market share of the largest market participant
C3 – Total market share of top 3 market participants
NPS – Minimum number of residual generators
TTC – Total Transfer Capacity
NTC – Net Transfer Capacity
ATC – Available Transfer Capacity

Transelectrica, the Romanian Transmission System Operator, operates and monitors the activity of 3 types of markets: Balancing Market, Ancillary Services Market and Market for Allocation of Cross-Border Capacities.

Using the records from the markets data base, Transelectrica prepares daily, weekly and monthly monitoring reports. A part of the data included in these reports (those data which are not confidential) is published on the website **www.transelectrica.ro**

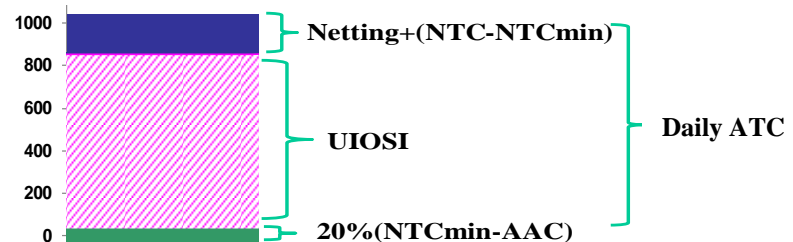
General Remarks



Transelectrica®

Societate Administrată în Sistem Dualist

- According to the agreements between Transelectrica and neighbors for year 2020 :
 - ✓ on the Bulgarian border, the bilateral coordinated allocation is done for 100% of total capacity by Transelectrica for daily auctions. Starting with 20.11.2019, implicit intraday allocation with continuous trading is organized on the Bulgarian border, due to the integration of Romanian intraday market in SIDC (Single Intra-Day Market). In the event of decoupling, no explicit intraday auctions are organized on RO – BG border; the “netting” is applied to daily and intraday allocation.
 - ✓ on the Hungarian border, starting with 20.11.2019 is organized implicit intraday allocation with continuous trading, due to the integration of Romanian intraday market in SIDC (Single Intra-Day Market). In the event of decoupling, no explicit intraday auctions are organized on RO – HU border. Implicit daily allocations are held since the CZ-SK-HU-RO day-ahead market coupling. In the event of decoupling, MAVIR is in charge with the explicit daily auctions (shadow auctions) for RO-HU border. The “netting” is applied to daily and intraday allocation.
 - ✓ on the Serbian border, the bilateral coordinated allocation, is done for 100% of total capacity by EMS (Serbia) for daily auctions and by Transelectrica for long term and intraday auctions. The “netting” is applied to daily and intraday allocation. The intraday allocation is done in six auction sessions for time intervals: 00:00-04:00, 04:00-08:00, 08:00-12:00, 12:00-16:00, 16:00-20:00, 20:00-00:00 CET.
 - ✓ *UIOSI* („use it or sell it”) principle is applied on Hungarian, Bulgarian and Serbian borders.
 - ✓ the long term auctions on Hungarian and Bulgarian borders are held by Joint Allocation Office (JAO) based on Allocation Rules for Forward Capacity Allocation (HAR) and border specific Annex. On these borders it is applied:
 - ✓ reservation of a percentage of interconnection capacity for short term auction, offered capacity being calculated as 80% of the minimum of available capacities of all periods of the month;



- Transelectrica’s auctions are held on Damas platform, with euro currency trading;
- On Romania – Bulgaria, Romania – Serbia and Romania – Hungary border, the use of the physical transport rights is performed in accordance with the m:n nomination principle, for all time horizons.



- Long term auction results on the Hungarian and Bulgarian borders are provide by JAO and daily auction results on the Serbian border (auction prices, allocated capacities) are provided by the respective TSO.
- Usage of allocated capacity on Ukrainian and Moldavian border is restricted by Ukrainian TSO agreement and respectively by the approval of the distribution operator of the passive consumption islands.
- Monthly auctions for July 2020 were held as:
 - ✓ import/export Hungary*: 01.07 – 31.07.2020;
 - ✓ export Hungary*: 01 – 05.07.2020; 06 – 10.07.2020; 11 – 12.07.2020; 13 – 14.07.2020; 15 – 17.07.2020; 18 – 19.07.2020; 20 – 24.07.2020; 25 – 26.07.2020; 27 – 31.07.2020;
 - ✓ import/export Bulgaria*: 01.07 – 31.07.2020;
 - ✓ import Serbia: 01 – 03.07.2020; 04 – 05.07.2020; 06 – 19.07.2020; 20 – 21.07.2020; 22 – 31.07.2020;
 - ✓ export Serbia: 01 – 05.07.2020; 06 – 10.07.2020; 11 – 12.07.2020; 13 – 14.07.2020; 15 – 17.07.2020; 18 – 26.07.2020; 27 – 31.07.2020;
 - ✓ import Ukraine: 01 – 31.07.2020;
 - ✓ export Ukraine: 01 – 05.07.2020; 06 – 10.07.2020; 11 – 12.07.2020; 13 – 17.07.2020; 18 – 19.07.2020; 20 – 31.07.2020.
- In July 2020 there were no auctions held on Moldavian border.
- Due to lack of request from participants, 2 MW capacity was not allocated at monthly auction on export direction to Ukraine, during the period 11 – 12.07.2020.

* according to the allocation rules, monthly offered capacity was calculated taking into account the minimum of NTC's monthly values.

Monthly auction Results of 01 – 31 July 2020

	Prices [euro/MWh]	Capacities [MW]								
	Results	TTC	NTC	ATC	AAC	Reserved	Offered	Requested	Alocated	Final Rights*
Hungary export										
<i>01 - 05 July 2020</i>	0.33	750	650	301	349	0	240	2156	240	589
<i>06 - 10 July 2020</i>	0.33	500	400	51	349	0	40	2156	35	384
<i>11 - 12 July 2020</i>	0.33	700	600	251	349	0	200	2156	195	544
<i>13 - 14 July 2020</i>	0.33	600	500	151	349	0	120	2156	118	467
<i>15 - 17 July 2020</i>	0.33	500	400	51	349	0	40	2156	35	384
<i>18 - 19 July 2020</i>	0.33	750	650	301	349	0	240	2156	240	589
<i>20 - 24 July 2020</i>	-	450	350	1	349	0	0	2156	0	349
<i>25 - 26 July 2020</i>	0.33	750	650	301	349	0	240	2156	240	589
<i>27 - 31 July 2020</i>	0.33	650	550	201	349	0	160	2156	156	505
Hungary import										
<i>01 - 31 July 2020</i>	1.18	700	600	250	350	0	200	1966	200	550
Bulgaria export										
<i>01 - 31 July 2020</i>	0.14	1000	900	651	249	0	520	3057	518	767
Bulgaria import										
<i>01 - 31 July 2020</i>	0.73	1000	900	650	250	0	520	3811	520	770

Notes:

ATC values on Hungarian and Bulgarian borders are calculated before the reservation of capacity. Offered capacity includes reservation and returned capacity.

Requested = requested capacity that remains after automatic rejection of the offers with credit limit exceeded

Final rights = monthly allocated capacity + yearly allocated capacity after returns and withdrawals.



Transelectrica®

Societate Administrată în Sistem Dualist

Market for Allocation of Cross-Border Capacities

Monthly auction Results of 01 – 31 July 2020

	Prices [euro/MWh]	Capacities [MW]								
	Results	TTC	NTC	ATC	AAC	Reserved	Offered	Requested	Allocated	Final Rights*
Serbia export										
01 - 05 July 2020	0.03	650	550	300	250	-	300	602	300	550
06 - 10 July 2020	0.25	400	300	50	250	-	50	259	50	300
11 - 12 July 2020	0.03	650	550	300	250	-	300	609	300	550
13 - 14 July 2020	0.09	500	400	150	250	-	150	497	150	400
15 - 17 July 2020	0.25	400	300	50	250	-	50	274	50	300
18 - 26 July 2020	0.03	650	550	300	250	-	300	687	300	550
27 - 31 July 2020	0.07	550	450	200	250	-	200	567	200	450
Serbia import										
01 - 03 July 2020	1.47	500	400	150	250	-	150	729	150	400
04 - 05 July 2020	1.27	600	500	250	250	-	250	855	250	500
06 - 19 July 2020	1.37	550	450	200	250	-	200	841	200	450
20 - 21 July 2020	1.27	600	500	250	250	-	250	861	250	500
22 - 31 July 2020	1.91	500	400	150	250	-	150	735	150	400
Ukraine export										
01 - 05 July 2020	0.17	200	100	100	-	-	100	158	100	100
06 - 10 July 2020	0.50	150	50	50	-	-	50	98	50	50
11 - 12 July 2020	0.00	250	150	150	-	-	150	148	148	148
13 - 17 July 2020	0.50	150	50	50	-	-	50	98	50	50
18 - 19 July 2020	0.17	200	100	100	-	-	100	158	100	100
20 - 31 July 2020	0.50	150	50	50	-	-	50	98	50	50
Ukraine import										
01 - 31 July 2020	0.02	300	200	200	-	-	200	355	200	200
Moldavia export										
01 - 31 July 2020	-	-	-	-	-	-	-	-	-	-
Moldavia import										
01 - 31 July 2020	-	-	-	-	-	-	-	-	-	-
RO_Vulcanesti	-	-	-	-	-	-	-	-	-	-
01 - 31 July 2020	-	-	-	-	-	-	-	-	-	-
RO_Costesti	-	-	-	-	-	-	-	-	-	-
01 - 31 July 2020	-	-	-	-	-	-	-	-	-	-
RO_Cioara	-	-	-	-	-	-	-	-	-	-

Notes:

Requested = requested capacity that remains after automatic rejection of the offers with credit limit exceeded

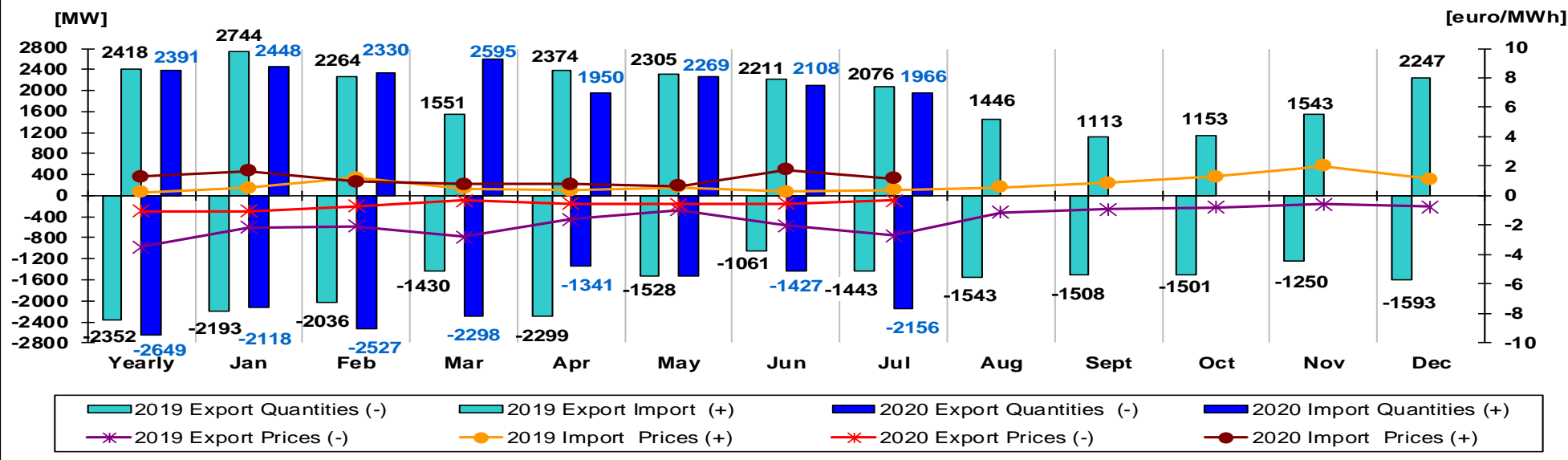
Final rights = monthly allocated capacity + yearly allocated capacity after returns and withdrawals.

Market for Allocation of Cross-Border Capacities



Transelectrica®
Societate Administrată în Sistem Dualist

Weighted average of requested capacities correlated with auction clearing price (weighted with allocated capacities) on Hungarian border



Border	Yearly	Jan. 20	Feb.20	Mar.20	Apr.20	May 20	Jun. 20	Jul. 20	Aug. 20	Sept. 20	Oct. 20	Nov.20	Dec. 20
Hungary export	1.03	1.05	0.72	0.33	0.54	0.58	0.53	0.33					
Hungary import	1.28	1.67	0.96	0.78	0.77	0.64	1.77	1.18					

Border	Yearly	Jan. 19	Feb.19	Mar.19	Apr.19	May 19	Jun. 19	Jul. 19	Aug. 19	Sept. 19	Oct. 19	Nov.19	Dec. 19
Hungary export	3.46	2.14	2.07	2.81	1.61	0.96	2.02	2.71	1.13	0.94	0.81	0.57	0.75
Hungary import	0.24	0.51	1.19	0.49	0.37	0.59	0.27	0.42	0.56	0.87	1.31	2.00	1.13

- Compared with previous year, in July 2020 the auction price significantly decreased on export direction, while offered capacity and requested capacity were higher. On import direction, monthly auction price increased compared with similar period of previous year, while offered capacity did not vary and requested capacity was lower.

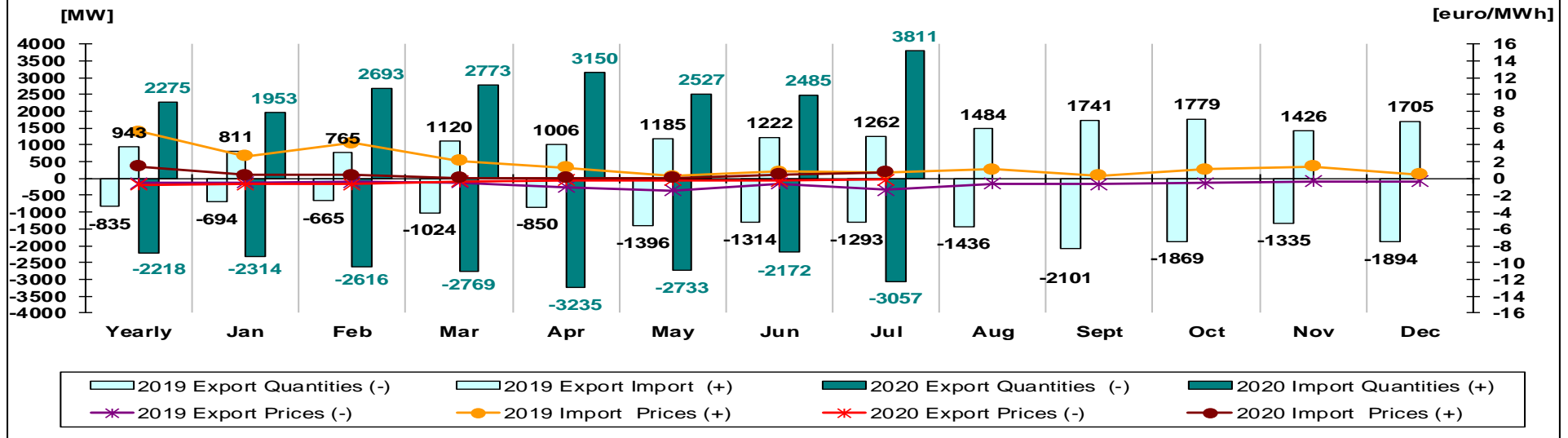


Transelectrica®

Societate Administrată în Sistem Dualist

Market for Allocation of Cross-Border Capacities

Weighted average of requested capacities correlated with auction clearing price (weighted with allocated capacities) on Bulgarian border



Border	Yearly	Jan. 20	Feb.20	Mar.20	Apr.20	May 20	Jun. 20	Jul. 20	Aug. 20	Sept. 20	Oct. 20	Nov.20	Dec. 20
Bulgaria export	0.77	0.71	0.68	0.35	0.18	0.19	0.25	0.14					
Bulgaria import	1.43	0.41	0.40	0.09	0.07	0.09	0.51	0.73					

Border	Yearly	Jan. 19	Feb.19	Mar.19	Apr.19	May 19	Jun. 19	Jul. 19	Aug. 19	Sept. 19	Oct. 19	Nov.19	Dec. 19
Bulgaria export	0.51	0.47	0.44	0.46	1.03	1.45	0.58	1.36	0.61	0.71	0.51	0.37	0.35
Bulgaria import	5.60	2.67	4.24	2.09	1.27	0.27	0.82	0.68	1.11	0.31	1.11	1.42	0.51

- Compared with previous year, in July 2020 the auction price decreased on export direction, while offered capacity and requested capacity were higher. On import direction, monthly auction price slightly increased compared with similar period of previous year, while offered capacity and requested capacity were higher.

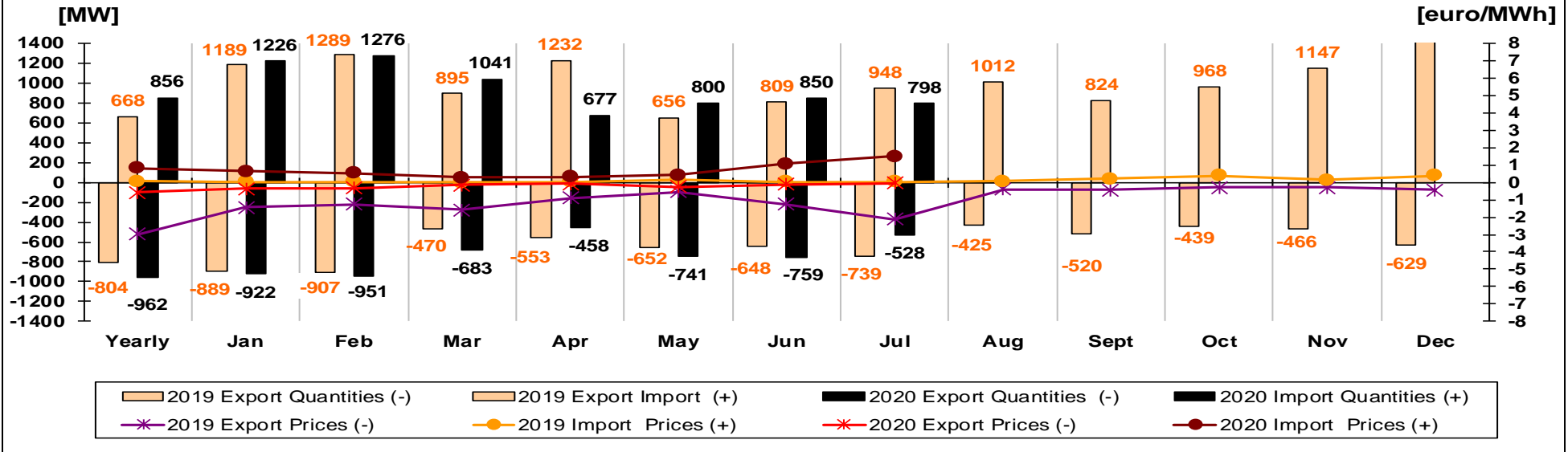


Transelectrica®

Societate Administrată în Sistem Dualist

Market for Allocation of Cross-Border Capacities

Weighted average of requested capacities correlated with auction clearing price (weighted with allocated capacities) on Serbian border



Border	Yearly	Jan. 20	Feb.20	Mar.20	Apr.20	May 20	Jun. 20	Jul. 20	Aug. 20	Sept. 20	Oct. 20	Nov.20	Dec. 20
Serbia export	0.56	0.36	0.32	0.13	0.07	0.24	0.12	0.05					
Serbia import	0.82	0.66	0.52	0.29	0.32	0.43	1.08	1.50					

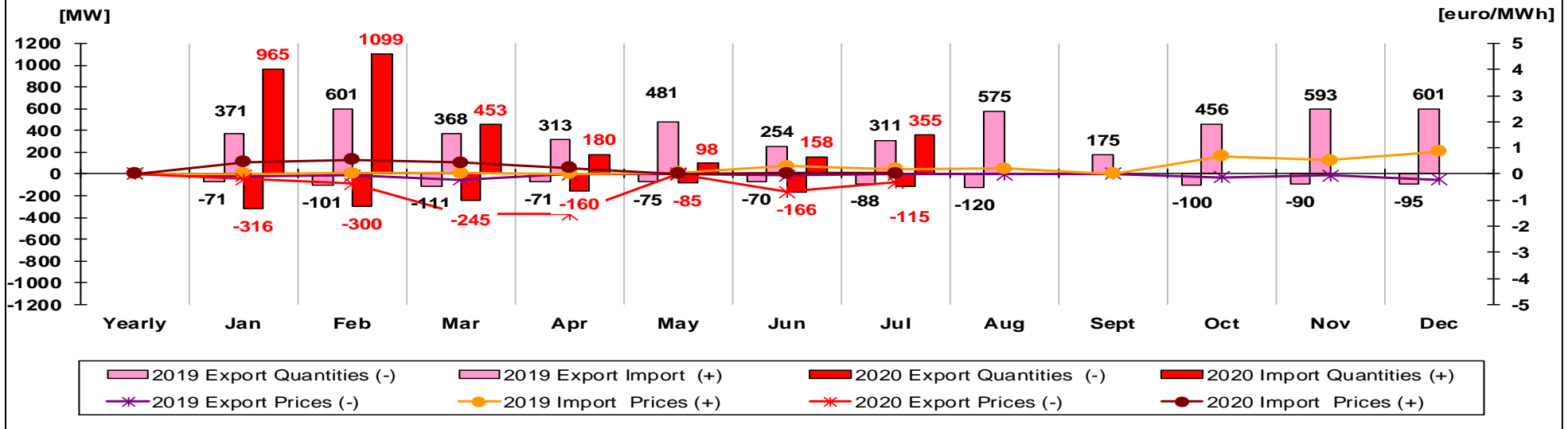
Border	Yearly	Jan. 19	Feb.19	Mar.19	Apr.19	May 19	Jun. 19	Jul. 19	Aug. 19	Sept. 19	Oct. 19	Nov.19	Dec. 19
Serbia export	2.97	1.42	1.27	1.58	0.88	0.55	1.24	2.13	0.38	0.45	0.28	0.29	0.43
Serbia import	0.07	0.03	0.03	0.01	0.03	0.16	0.04	0.03	0.06	0.21	0.39	0.13	0.41

- Compared with previous year, in July 2020 the auction price decreased on export direction, while offered capacity was higher and requested capacity was lower. In July 2020, monthly auction price increased on import direction, while offered capacity and requested capacity were lower.

Market for Allocation of Cross-Border Capacities



Weighted average of requested capacities correlated with auction clearing price (weighted with allocated capacities) on Ukrainian border



Border	Yearly	Jan. 20	Feb.20	Mar.20	Apr.20	May 20	Jun. 20	Jul. 20	Aug. 20	Sept. 20	Oct. 20	Nov.20	Dec. 20
Ukraine export	-	0.20	0.37	1.55	1.55	0.02	0.69	0.32					
Ukraine import	-	0.45	0.55	0.44	0.23	0.02	0.03	0.02					

Border	Yearly	Jan. 19	Feb.19	Mar.19	Apr.19	May 19	Jun. 19	Jul. 19	Aug. 19	Sept. 19	Oct. 19	Nov.19	Dec. 19
Ukraine export	-	0.08	0.07	0.22	0.01	0.00	0.07	0.02	0.01	-	0.13	0.07	0.21
Ukraine import	-	0.00	0.04	0.02	0.00	0.06	0.29	0.18	0.21	0.01	0.68	0.527	0.85

- Compared with previous year, in July 2020 the auction price decreased on import direction, while offered capacity and requested capacity were higher. On export direction, the auction price increased, while offered capacity and requested capacity were higher.

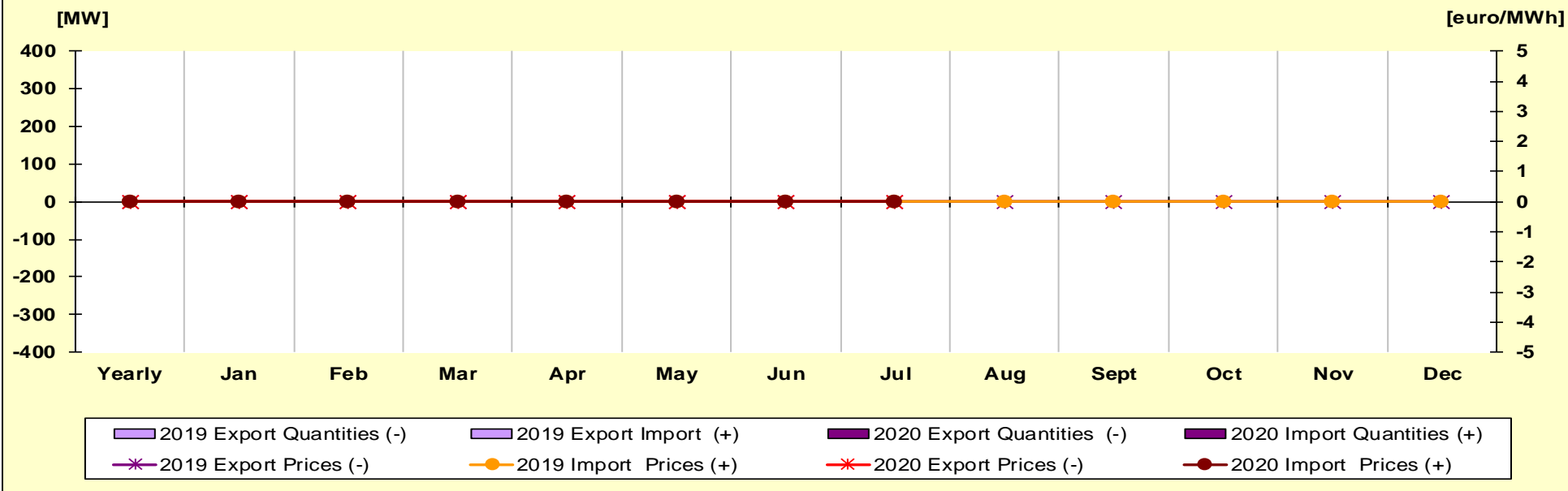
Market for Allocation of Cross-Border Capacities



Transelectrica®

Societate Administrată în Sistem Dualist

Weighted average of requested capacities correlated with auction clearing price (weighted with allocated capacities) on Moldavian border



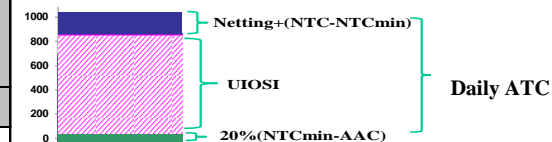
Border	Yearly	Jan. 20	Feb.20	Mar.20	Apr.20	May 20	Jun. 20	Jul. 20	Aug. 20	Sept. 20	Oct. 20	Nov.20	Dec. 20
Moldavia export	-	-	-	-	-	-	-	-					
Moldavia import	-	-	-	-	-	-	-	-					

Border	Yearly	Jan. 19	Feb.19	Mar.19	Apr.19	May 19	Jun. 19	Jul. 19	Aug. 19	Sept. 19	Oct. 19	Nov.19	Dec. 19
Moldavia export	-	-	-	-	-	-	-	-	-	-	-	-	-
Moldavia import	-	-	-	-	-	-	-	-	-	-	-	-	-

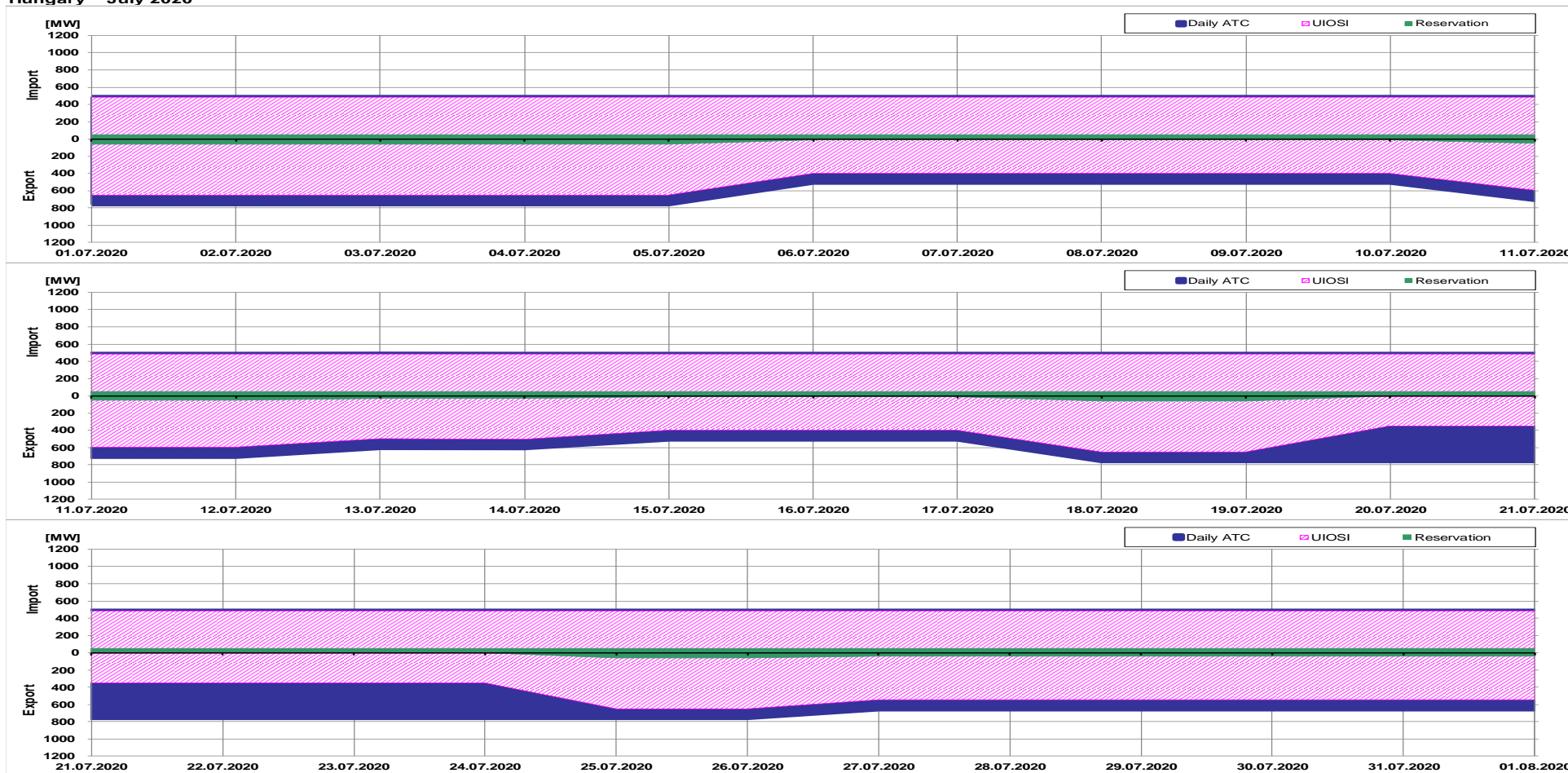
Market for Allocation of Cross-Border Capacities

Daily implicit Auctions on Romanian – Hungarian border

Reserved Capacity [MW] average value		Unused Capacity [MW] average value	
RO-HU	HU-RO	RO-HU	HU-RO
33	50	473	440



Hungary July 2020



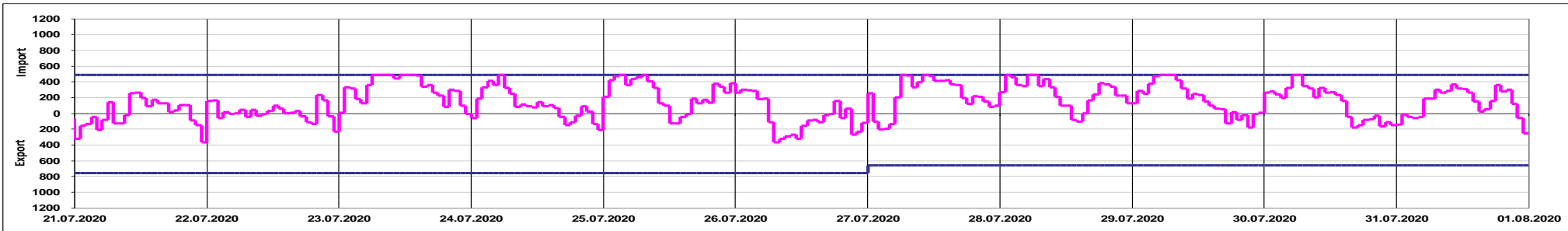
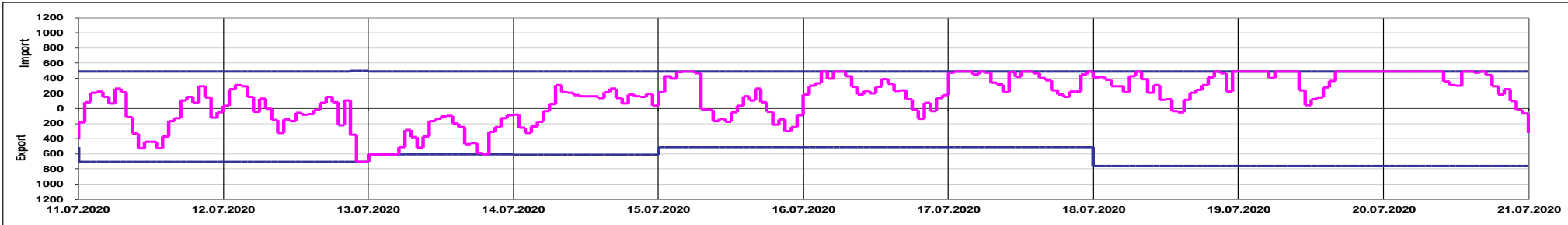
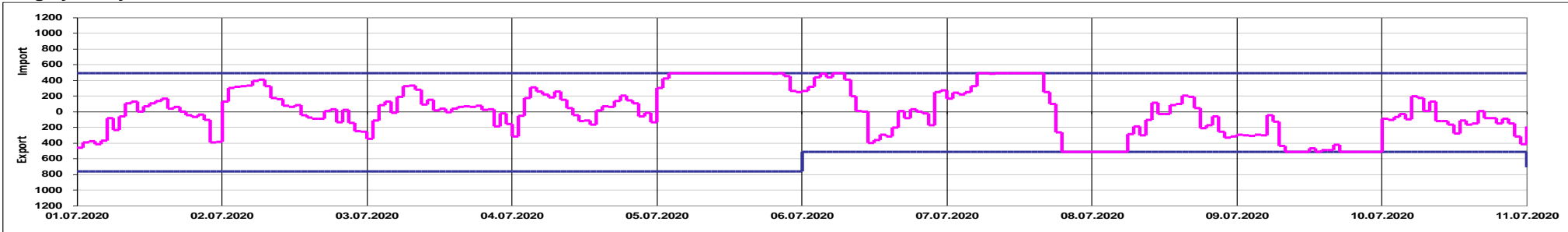


Transelectrica®
Societate Administrată în Sistem Dualist

Market for Allocation of Cross-Border Capacities

Daily implicit Auctions on Romanian – Hungarian border

Hungary July 2020



Offered Capacity on Daily Auction [MW]

Net Position Border RO – HU [MWh]

Public



Transelectrica®
Societate Administrată în Sistem Dualist

Market for Allocation of Cross-Border Capacities

Daily implicit Auctions on Romanian – Hungarian border

DAM Prices RO [Euro/MWh]

Day	1	2	3	4	5	6	7	8	9	10	11	12	13	14	15	16	17	18	19	20	21	22	23	24	Max
1	33.11	27.34	24.66	24.93	25.00	28.14	48.07	47.96	46.12	42.24	41.03	43.00	43.53	44.52	43.19	44.00	44.63	45.03	47.28	49.00	48.92	48.33	49.33	44.40	49.33
2	37.96	32.90	30.90	28.76	28.71	30.42	39.91	44.03	45.70	47.29	49.80	49.70	47.22	47.23	44.95	43.88	45.05	47.03	48.94	51.58	53.71	53.81	47.21	46.59	53.81
3	40.95	37.31	32.74	31.30	30.63	33.82	42.73	50.65	50.02	49.94	47.04	47.29	46.93	45.70	44.97	44.84	45.27	45.96	47.45	49.00	54.55	55.92	43.21	39.63	55.92
4	41.50	34.44	28.77	26.38	24.63	23.18	28.70	29.99	30.49	33.78	31.01	31.95	30.63	30.63	30.44	30.71	32.20	34.01	37.58	39.51	40.77	42.97	31.63	26.92	42.97
5	22.98	16.52	13.94	11.99	9.92	9.92	14.50	17.98	24.37	20.05	16.12	17.00	20.67	17.98	20.05	22.00	24.99	34.73	37.41	40.50	45.86	43.07	31.03	20.05	45.86
6	21.74	15.94	11.82	10.19	12.40	23.30	43.98	32.34	31.98	34.06	30.23	35.11	36.99	37.06	38.65	39.66	41.90	40.01	42.00	42.10	45.06	45.07	38.75	33.01	45.07
7	33.65	28.73	26.29	25.43	26.04	28.94	36.79	39.01	44.98	40.72	41.34	40.72	41.96	41.96	31.33	28.73	28.73	33.36	37.01	39.93	40.72	38.20	36.79	29.61	44.98
8	22.42	17.99	16.13	16.42	20.06	24.81	39.51	45.52	48.35	45.29	44.32	44.77	44.67	44.54	43.98	44.66	44.44	46.00	51.47	55.67	53.45	51.54	48.79	44.17	55.67
9	37.80	34.12	33.30	32.50	32.39	32.80	41.58	49.03	51.24	48.12	45.45	45.45	44.60	43.18	42.24	40.76	41.00	43.18	45.25	45.25	47.32	44.75	43.05	38.40	51.24
10	39.43	35.02	32.72	31.10	31.03	32.07	39.00	43.16	45.05	43.64	41.32	40.48	40.91	37.66	37.67	37.85	37.90	41.00	42.00	42.16	41.45	40.80	39.12	35.78	45.05
11	35.67	30.91	28.71	27.45	27.20	26.33	26.87	29.50	30.22	29.96	28.96	28.10	26.43	24.78	22.87	22.87	24.00	27.92	31.78	35.49	37.28	38.46	37.17	33.45	38.46
12	32.45	27.08	24.67	23.02	22.32	21.01	22.01	22.64	21.96	21.50	20.51	20.74	19.64	16.61	14.71	14.89	19.43	24.26	30.54	34.88	37.76	38.62	29.44	19.62	38.62
13	20.65	19.62	19.62	19.62	20.65	26.24	36.22	42.28	41.00	39.12	36.57	35.92	34.90	33.27	32.01	31.90	33.36	39.50	45.09	49.36	48.98	45.50	43.27	38.70	49.36
14	34.92	31.24	29.34	28.76	28.47	29.86	36.80	41.52	40.55	39.15	37.95	37.91	37.70	36.58	36.93	37.83	38.45	41.72	45.32	47.27	48.14	46.35	43.17	39.10	48.14
15	37.91	33.32	31.30	30.59	30.58	36.76	41.98	52.74	54.59	51.96	49.54	48.71	47.58	44.81	42.17	41.52	41.71	44.36	48.00	50.00	47.83	44.81	43.63	39.52	54.59
16	36.95	32.95	31.47	30.35	31.13	34.69	44.32	48.00	52.27	48.46	47.01	47.00	46.44	44.69	42.99	43.40	43.55	46.13	48.57	51.93	50.31	47.71	44.00	39.60	52.27
17	38.02	35.31	33.14	33.10	30.97	35.72	41.47	47.64	47.85	45.55	43.46	43.69	43.15	40.67	36.90	37.16	37.77	40.67	42.88	45.04	46.43	43.81	41.70	41.00	47.85
18	38.08	32.99	29.91	29.02	27.83	27.26	27.53	32.63	32.89	34.91	30.38	28.73	27.39	26.37	25.66	26.09	28.07	29.93	34.07	36.41	40.68	37.35	37.27	41.57	41.57
19	44.13	38.61	36.76	34.98	28.70	22.96	26.64	27.46	26.96	26.64	24.72	24.08	24.73	21.72	20.58	21.60	29.32	34.90	41.98	43.57	45.36	44.08	43.53	40.00	45.36
20	38.81	34.02	30.56	29.96	28.70	34.90	49.00	61.33	49.35	45.22	38.61	37.01	36.76	34.81	31.42	32.04	33.82	34.99	39.59	41.31	42.00	40.90	39.59	34.00	61.33
21	35.27	30.08	28.56	27.97	28.08	29.37	36.73	39.91	39.62	36.43	33.51	31.03	32.23	34.92	34.85	35.75	37.97	38.97	39.96	44.05	45.27	43.99	41.82	38.58	45.27
22	33.74	29.65	28.81	28.36	27.89	29.92	36.76	40.29	41.00	39.28	37.77	38.07	38.95	38.61	38.17	38.51	38.74	39.93	41.91	45.91	45.39	44.18	42.80	39.82	45.91
23	36.93	32.84	30.34	29.01	29.00	31.94	40.71	43.96	43.52	43.17	41.24	44.40	45.00	44.61	40.90	39.18	40.69	41.61	43.99	45.99	45.23	42.80	41.23	37.39	45.99
24	35.83	31.09	29.66	28.80	27.59	31.80	34.15	40.04	41.16	40.06	38.76	39.01	38.76	37.98	36.95	35.90	37.00	38.10	37.77	39.37	39.99	38.91	37.50	35.07	41.16
25	35.05	31.12	28.47	27.94	26.55	25.20	27.53	30.61	29.88	30.28	28.94	28.28	27.90	26.90	25.00	25.00	27.02	28.75	33.89	37.44	42.14	40.88	36.82	32.42	42.14
26	29.88	24.14	21.00	20.03	20.03	16.08	16.81	19.01	21.03	23.14	24.04	26.01	25.34	21.93	20.69	23.24	27.01	28.24	31.60	35.41	38.68	39.44	36.82	31.93	39.44
27	27.92	25.95	24.59	24.56	24.57	27.00	34.42	39.53	39.00	39.00	39.90	40.44	41.00	39.29	41.56	40.69	41.41	44.23	45.01	43.24	48.05	43.24	42.09	36.88	48.05
28	32.95	27.96	25.97	24.48	24.48	28.75	38.78	39.93	40.75	37.37	37.48	36.45	36.99	39.67	39.62	42.43	43.01	43.58	43.51	45.48	49.00	45.30	43.24	41.05	49.00
29	35.05	29.84	29.01	28.79	29.99	33.63	42.69	43.57	45.22	44.68	45.57	46.00	47.44	47.44	47.92	48.52	50.81	54.05	51.21	51.76	52.37	50.53	44.27	41.02	54.05
30	38.88	33.40	31.00	29.01	28.86	32.77	43.86	52.78	51.52	51.91	50.91	51.52	54.10	51.97	51.91	52.74	55.27	54.04	54.10	55.44	58.02	53.56	47.50	42.84	58.02
31	43.69	36.88	32.26	31.01	31.44	38.17	49.91	56.67	60.77	57.99	55.11	56.40	56.82	55.03	55.95	56.94	56.12	56.39	56.95	54.40	54.87	54.32	48.50	39.80	60.77

Average **37.08 EUR/MWh**

July 2020



Transelectrica®
Societate Administrată în Sistem Dualist

Market for Allocation of Cross-Border Capacities

Daily implicit Auctions on Romanian – Hungarian border

Congestion Prices [Euro/MWh]

Day	1	2	3	4	5	6	7	8	9	10	11	12	13	14	15	16	17	18	19	20	21	22	23	24	Max
1	-	-	-	-	-	-	-	-	-	-	-	-	-	-	-	-	-	-	-	-	-	-	-	-	0.00
2	-	-	-	-	-	-	-	-	-	-	-	-	-	-	-	-	-	-	-	-	-	-	-	-	0.00
3	-	-	-	-	-	-	-	-	-	-	-	-	-	-	-	-	-	-	-	-	-	-	-	-	0.00
4	-	-	-	-	-	-	-	-	-	-	-	-	-	-	-	-	-	-	-	-	-	-	-	-	0.00
5	-	-	6.55	8.64	6.86	8.85	13.48	7.96	16.35	10.99	3.13	0.57	0.67	5.06	9.07	9.95	10.02	9.73	6.46	-	10.79	-	-	-	16.35
6	-	-	-	-	-	5.12	15.37	-	-	-	-	-	-	-	-	-	-	-	-	-	-	-	-	-	15.37
7	-	-	-	-	-	1.74	2.28	-	5.98	3.80	4.34	4.76	11.88	10.76	3.48	1.21	-	-	-	1.94	1.87	3.10	3.71	6.59	11.88
8	14.90	15.19	15.05	13.94	10.12	6.20	-	-	-	-	-	-	-	-	-	-	-	-	-	-	-	-	-	-	15.19
9	-	-	-	-	-	-	-	-	2.69	3.68	3.35	0.56	-	0.92	-	-	-	0.88	4.45	6.64	2.92	2.25	0.79	1.89	6.64
10	-	-	-	-	-	-	-	-	-	-	-	-	-	-	-	-	-	-	-	-	-	-	-	-	0.00
11	-	-	-	-	-	-	-	-	-	-	-	-	-	-	-	-	-	-	-	-	-	-	-	-	0.00
12	-	-	-	-	-	-	-	-	-	-	-	-	-	-	-	-	-	-	-	-	-	-	8.60	14.96	14.96
13	9.25	6.99	5.89	5.58	4.73	-	-	-	-	-	-	-	-	-	-	-	-	-	-	0.14	-	-	-	-	9.25
14	-	-	-	-	-	-	-	-	-	-	-	-	-	-	-	-	-	-	-	-	-	-	-	-	0.00
15	-	-	-	-	-	4.05	-	-	-	-	-	-	-	-	-	-	-	-	-	-	-	-	-	-	4.05
16	-	-	-	-	-	-	2.52	-	-	-	-	-	-	-	-	-	-	-	-	-	-	-	-	-	2.52
17	-	1.65	1.10	2.10	-	3.27	-	-	-	-	-	-	0.66	2.07	-	-	-	-	-	-	-	-	-	2.92	3.27
18	-	-	-	-	-	-	-	3.63	-	-	-	-	-	-	-	-	-	-	-	-	-	-	-	5.73	5.73
19	9.14	8.86	9.68	8.22	2.49	-	4.59	3.28	3.64	2.62	-	-	-	-	-	-	4.50	7.87	9.05	8.06	7.34	4.72	5.41	5.03	9.68
20	6.86	6.09	4.22	4.60	2.24	5.95	12.90	20.83	8.41	5.63	-	-	-	0.60	-	-	1.00	-	-	-	-	-	-	-	20.83
21	-	-	-	-	-	-	-	-	-	-	-	-	-	-	-	-	-	-	-	-	-	-	-	-	0.00
22	-	-	-	-	-	-	-	-	-	-	-	-	-	-	-	-	-	-	-	-	-	-	-	-	0.00
23	-	-	-	-	-	-	1.79	1.98	0.25	1.75	-	3.51	3.67	4.02	-	-	-	-	-	-	-	-	-	-	4.02
24	-	-	-	-	-	2.39	-	-	-	-	-	-	-	-	-	-	-	-	-	-	-	-	-	-	2.39
25	-	-	-	0.37	-	-	-	1.73	-	-	-	-	-	-	-	-	-	-	-	-	-	-	-	-	1.73
26	-	-	-	-	-	-	-	-	-	-	-	-	-	-	-	-	-	-	-	-	-	-	-	-	0.00
27	-	-	-	-	-	-	0.32	-	-	-	2.27	-	-	-	-	-	-	-	-	-	-	-	-	-	2.27
28	-	-	-	-	-	1.84	3.90	-	-	-	-	-	-	-	-	-	-	-	-	-	-	-	-	-	3.90
29	-	-	-	-	-	3.69	3.61	0.66	-	-	-	-	-	-	-	-	-	-	-	-	-	-	-	-	3.69
30	-	-	-	-	-	1.85	3.37	-	-	-	-	-	-	-	-	-	-	-	-	-	-	-	-	-	3.37
31	-	-	-	-	-	-	-	-	-	-	-	-	-	-	-	-	-	-	-	-	-	-	-	-	0.00

Average 5.41 EUR/MWh

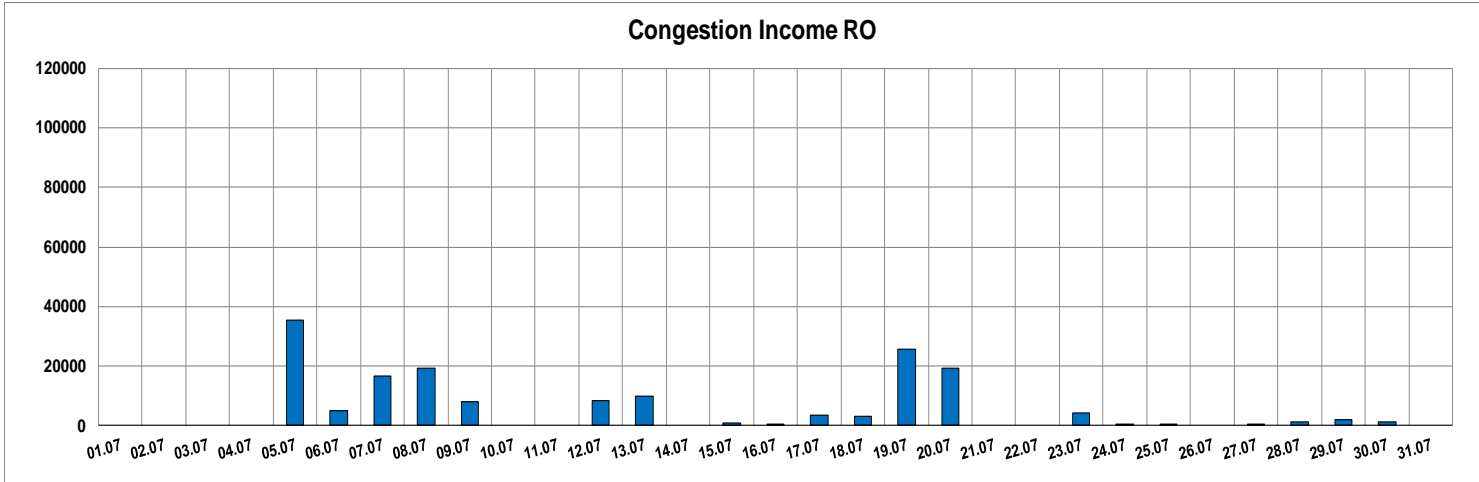
July 2020



Transelectrica®
Societate Administrată în Sistem Dualist

Market for Allocation of Cross-Border Capacities

Daily implicit Auctions on Romanian – Hungarian border



Day	Congestion Income boerder RO-HU [Euro]	Congestion Income RO [Euro]
01.07	0	0
02.07	0	0
03.07	0	0
04.07	0	0
05.07	71114	35557
06.07	10040	5020
07.07	33390	16695
08.07	38454	19227
09.07	15820	7910
10.07	0	0
11.07	0	0
12.07	16633	8317
13.07	19809	9904
14.07	0	0
15.07	1985	992
16.07	1235	617
17.07	6747	3374
18.07	6007	3004
19.07	51205	25603
20.07	38872	19436
21.07	0	0
22.07	0	0
23.07	8315	4158
24.07	1171	586
25.07	1029	515
26.07	0	0
27.07	1269	635
28.07	2813	1406
29.07	3900	1950
30.07	2558	1279
31.07	0	0
Total	332366	166183

Daily Income [Euro]		Remuneration UIOSI [Euro]	
RO-HU	HU-RO	RO-HU	HU-RO
99493	232873	75346	209110
332366		284456	

TSO Income (Z-R) [Euro]	RO TSO Income (Z-R) [Euro]
47910	23955

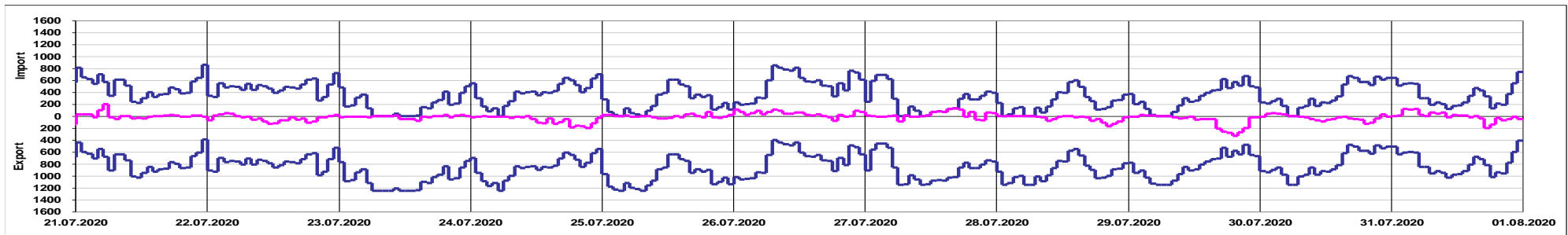
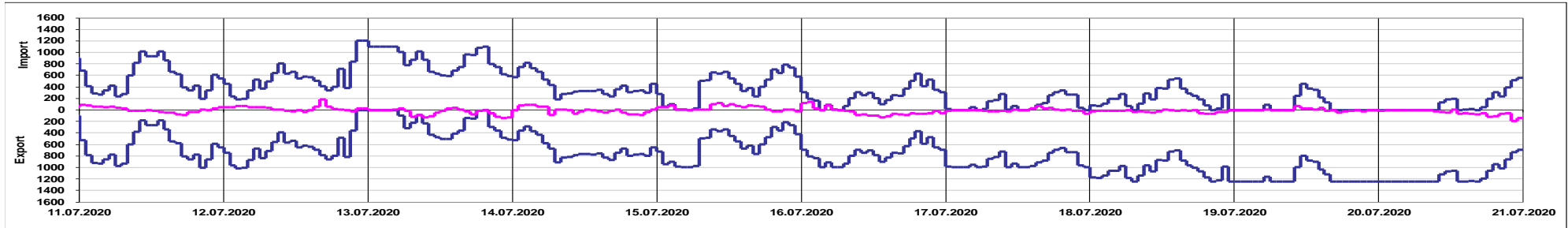
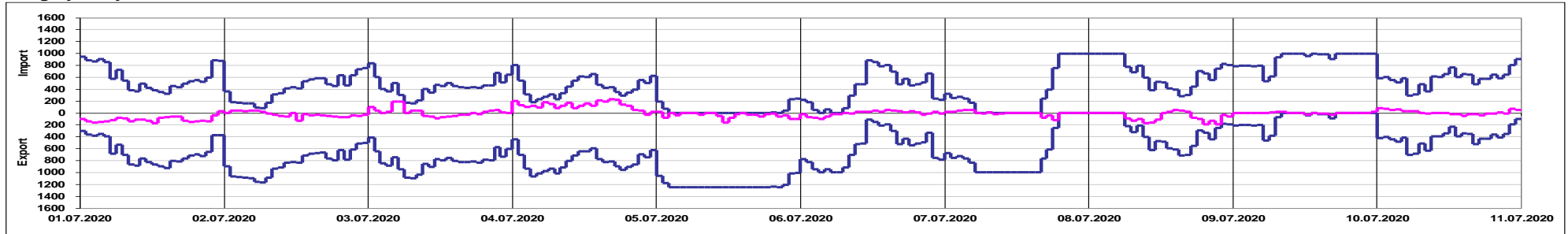


Transelectrica®
Societate Administrată în Sistem Dualist

Market for Allocation of Cross-Border Capacities

Implicit Intraday Auctions on Romanian – Hungarian border

Hungary July 2020



Offered Capacity on Intraday Auction [MW]

Net Position border RO - HU [MWh]

Public

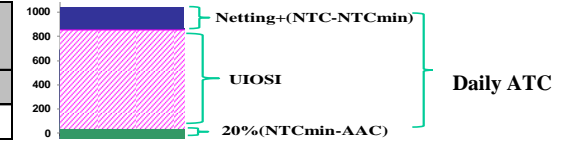


Transelectrica®
Societate Administrată în Sistem Dualist

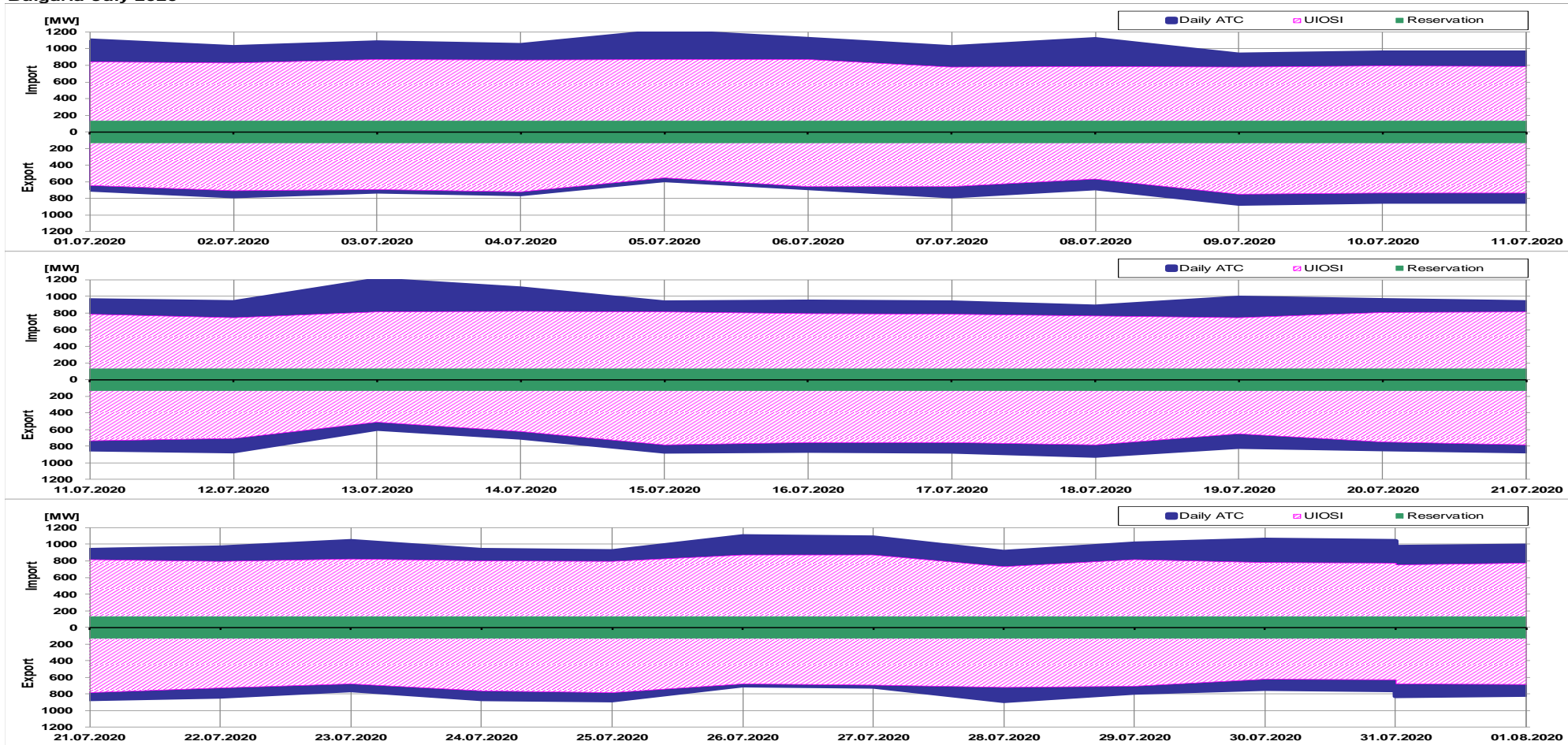
Market for Allocation of Cross-Border Capacities

Daily Auctions on Romanian – Bulgarian border

Reserved Capacity [MW] average value		Unused Capacity [MW] average value	
RO-BG	BG-RO	RO-BG	BG-RO
131	130	600	655



Bulgaria July 2020





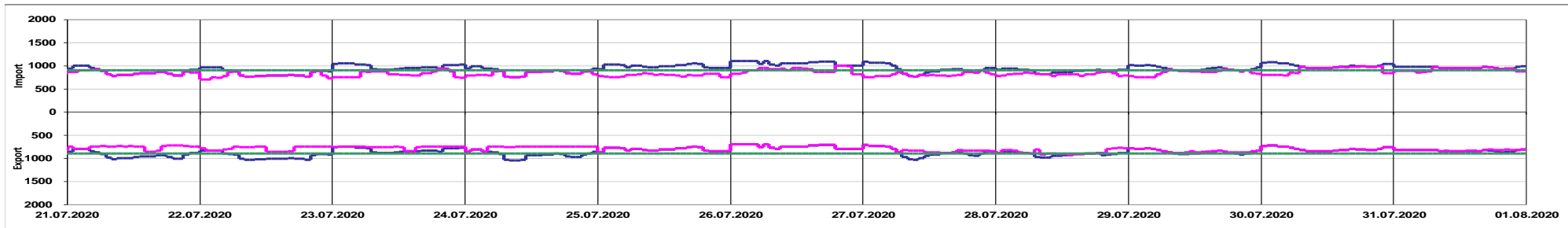
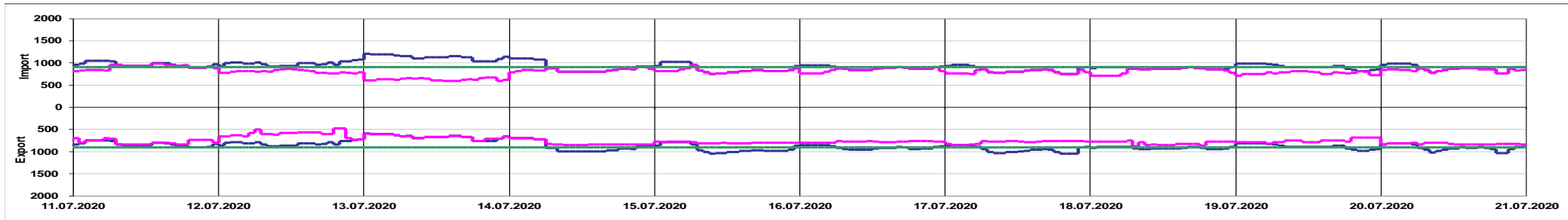
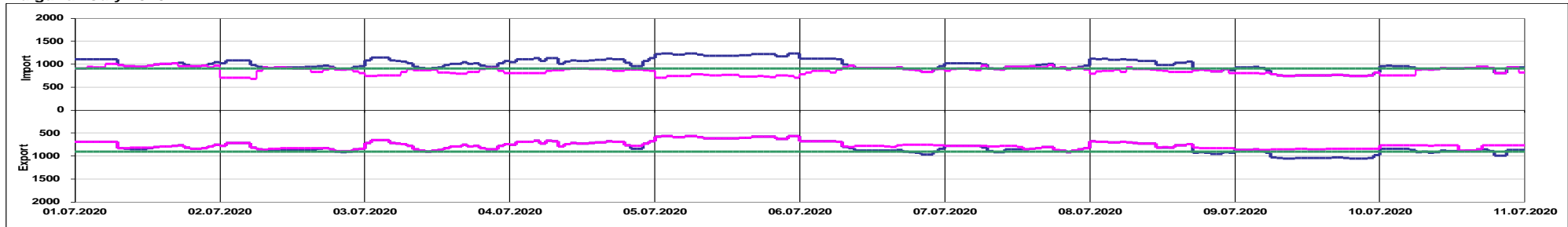
Transelectrica®

Societate Administrată în Sistem Dualist

Market for Allocation of Cross-Border Capacities

Daily Auctions on Romanian – Bulgarian border

Bulgaria July 2020



Offered Capacity on Daily Auction Import (+) / Export (-) [MW]

Allocated Capacity on Daily Auction Import (+) / Export (-) [MW]

Net Transfer Capacity (NTC) Import (+) / Export (-) [MW]

Public

Market for Allocation of Cross-Border Capacities

Daily Auctions on Romanian – Bulgarian border



Auction Price [Euro/MWh] – Export

Day	1	2	3	4	5	6	7	8	9	10	11	12	13	14	15	16	17	18	19	20	21	22	23	24	Max
1	0.26	0.26	0.26	0.26	0.31	0.31	0.26	0.05	0.00	0.00	0.00	0.00	0.00	0.02	0.03	0.05	0.05	0.03	0.02	0.01	0.01	0.02	0.08	0.11	0.31
2	0.08	0.12	0.12	0.12	0.12	0.03	0.01	0.01	0.00	0.00	0.00	0.00	0.00	0.00	0.00	0.00	0.00	0.02	0.01	0.00	0.00	0.00	0.01	0.02	0.12
3	0.12	0.52	0.52	0.52	0.12	0.12	0.06	0.05	0.02	0.01	0.01	0.01	0.01	0.02	0.02	0.02	0.03	0.03	0.03	0.05	0.01	0.01	0.05	0.05	0.52
4	0.05	0.09	0.09	0.09	0.16	0.06	0.16	0.16	0.05	0.06	0.05	0.05	0.05	0.05	0.06	0.06	0.06	0.05	0.05	0.05	0.00	0.00	0.05	0.09	0.16
5	0.22	0.26	0.26	0.22	0.22	0.22	0.22	0.16	0.16	0.16	0.16	0.09	0.09	0.09	0.16	0.16	0.16	0.16	0.16	0.16	0.16	0.16	0.16	0.16	0.26
6	0.22	0.16	0.16	0.16	0.22	0.22	0.22	0.00	0.00	0.00	0.00	0.00	0.00	0.00	0.00	0.00	0.00	0.00	0.00	0.00	0.00	0.00	0.00	0.00	0.22
7	0.05	0.05	0.05	0.05	0.05	0.05	0.00	0.00	0.00	0.00	0.00	0.00	0.00	0.02	0.03	0.05	0.05	0.05	0.00	0.00	0.05	0.27	0.39	0.52	0.52
8	0.66	0.66	0.66	0.66	0.60	0.51	0.51	0.05	0.05	0.05	0.05	0.01	0.00	0.00	0.02	0.03	0.03	0.00	0.00	0.00	0.00	0.00	0.00	0.00	0.66
9	0.02	0.02	0.02	0.02	0.00	0.00	0.00	0.00	0.00	0.00	0.00	0.00	0.00	0.00	0.00	0.00	0.00	0.00	0.00	0.00	0.00	0.00	0.00	0.00	0.02
10	0.00	0.00	0.00	0.00	0.00	0.00	0.00	0.00	0.00	0.00	0.00	0.00	0.00	0.00	0.00	0.00	0.01	0.00	0.00	0.00	0.00	0.00	0.00	0.00	0.01
11	0.00	0.00	0.04	0.04	0.05	0.00	0.00	0.00	0.00	0.00	0.00	0.00	0.00	0.00	0.00	0.00	0.00	0.00	0.00	0.00	0.00	0.00	0.00	0.00	0.05
12	0.00	0.00	0.00	0.00	0.00	0.00	0.00	0.00	0.00	0.00	0.00	0.00	0.00	0.00	0.00	0.00	0.00	0.00	0.00	0.00	0.00	0.00	0.00	0.03	0.03
13	0.55	0.55	0.55	0.55	0.55	0.27	0.01	0.01	0.01	0.01	0.01	0.05	0.16	0.16	0.23	0.23	0.05	0.01	0.01	0.00	0.00	0.00	0.00	0.01	0.55
14	0.22	0.22	0.19	0.19	0.07	0.05	0.00	0.00	0.00	0.00	0.00	0.00	0.00	0.00	0.00	0.00	0.00	0.00	0.00	0.00	0.00	0.00	0.00	0.00	0.22
15	0.00	0.00	0.00	0.00	0.00	0.00	0.00	0.00	0.00	0.00	0.00	0.00	0.00	0.00	0.00	0.00	0.00	0.00	0.00	0.00	0.00	0.00	0.00	0.00	0.00
16	0.00	0.00	0.00	0.00	0.00	0.00	0.00	0.00	0.00	0.00	0.00	0.00	0.00	0.00	0.00	0.00	0.00	0.00	0.00	0.00	0.00	0.00	0.00	0.00	0.00
17	0.00	0.04	0.04	0.04	0.00	0.00	0.00	0.00	0.00	0.00	0.00	0.00	0.00	0.00	0.00	0.00	0.00	0.00	0.00	0.00	0.00	0.00	0.00	0.00	0.04
18	0.00	0.00	0.00	0.00	0.00	0.00	0.00	0.00	0.00	0.00	0.00	0.00	0.00	0.00	0.00	0.00	0.00	0.00	0.00	0.00	0.00	0.00	0.00	0.00	0.00
19	0.00	0.00	0.00	0.00	0.00	0.01	0.00	0.00	0.00	0.00	0.00	0.00	0.00	0.00	0.00	0.00	0.00	0.00	0.00	0.00	0.00	0.00	0.00	0.00	0.01
20	0.03	0.03	0.03	0.05	0.03	0.00	0.00	0.00	0.00	0.00	0.00	0.00	0.00	0.00	0.00	0.00	0.00	0.00	0.00	0.00	0.00	0.00	0.00	0.00	0.05
21	0.00	0.03	0.03	0.03	0.00	0.00	0.00	0.00	0.00	0.00	0.00	0.00	0.00	0.00	0.00	0.00	0.00	0.00	0.00	0.00	0.00	0.00	0.00	0.00	0.03
22	0.00	0.03	0.03	0.05	0.00	0.00	0.00	0.00	0.00	0.00	0.00	0.00	0.00	0.00	0.00	0.00	0.00	0.00	0.00	0.00	0.00	0.00	0.00	0.00	0.05
23	0.03	0.05	0.05	0.03	0.00	0.00	0.00	0.00	0.00	0.00	0.00	0.00	0.00	0.03	0.03	0.00	0.00	0.00	0.00	0.00	0.00	0.00	0.00	0.00	0.05
24	0.00	0.02	0.02	0.00	0.00	0.00	0.00	0.00	0.00	0.00	0.00	0.00	0.00	0.00	0.00	0.00	0.00	0.00	0.00	0.00	0.00	0.00	0.00	0.00	0.02
25	0.05	0.06	0.06	0.06	0.05	0.02	0.12	0.05	0.05	0.05	0.05	0.05	0.05	0.05	0.05	0.05	0.06	0.06	0.24	0.05	0.03	0.03	0.03	0.05	0.24
26	0.18	0.18	0.18	0.18	0.18	0.15	0.22	0.08	0.06	0.09	0.09	0.09	0.09	0.09	0.09	0.09	0.11	0.11	0.11	0.05	0.05	0.05	0.06	0.11	0.22
27	0.13	0.13	0.13	0.13	0.16	0.11	0.02	0.00	0.00	0.00	0.00	0.00	0.00	0.00	0.05	0.03	0.05	0.00	0.00	0.00	0.00	0.00	0.00	0.05	0.16
28	0.01	0.00	0.00	0.00	0.00	0.01	0.01	0.00	0.00	0.00	0.00	0.00	0.00	0.05	0.00	0.00	0.01	0.00	0.01	0.00	0.00	0.00	0.00	0.00	0.05
29	0.16	0.16	0.16	0.16	0.17	0.05	0.05	0.05	0.00	0.00	0.00	0.00	0.00	0.00	0.01	0.05	0.05	0.01	0.00	0.00	0.00	0.00	0.00	0.05	0.17
30	0.08	0.10	0.10	0.08	0.08	0.05	0.05	0.05	0.05	0.05	0.05	0.05	0.05	0.05	0.05	0.05	0.05	0.05	0.05	0.05	0.05	0.05	0.05	0.05	0.10
31	0.06	0.06	0.06	0.06	0.06	0.03	0.03	0.03	0.00	0.00	0.00	0.00	0.00	0.00	0.00	0.00	0.00	0.00	0.00	0.00	0.00	0.00	0.03	0.03	0.06

Bulgaria July 2020



Transelectrica®
Societate Administrată în Sistem Dualist

Market for Allocation of Cross-Border Capacities

Daily Auctions on Romanian – Bulgarian border

Auction Price [Euro/MWh] – Import

Day	1	2	3	4	5	6	7	8	9	10	11	12	13	14	15	16	17	18	19	20	21	22	23	24	Max	
1	0.00	0.00	0.00	0.00	0.00	0.00	0.00	0.01	0.02	0.02	0.05	0.05	0.05	0.05	0.05	0.02	0.05	0.00	0.00	0.01	0.05	0.02	0.00	0.00	0.00	0.05
2	0.00	0.00	0.00	0.00	0.00	0.00	0.00	0.01	0.02	0.02	0.01	0.00	0.00	0.00	0.00	0.00	0.00	0.00	0.00	0.00	0.01	0.01	0.00	0.00	0.00	0.02
3	0.00	0.00	0.00	0.00	0.00	0.00	0.00	0.00	0.00	0.00	0.00	0.00	0.00	0.00	0.00	0.00	0.00	0.00	0.00	0.00	0.00	0.00	0.00	0.00	0.00	0.00
4	0.00	0.00	0.00	0.00	0.00	0.00	0.00	0.00	0.00	0.00	0.00	0.00	0.00	0.00	0.00	0.00	0.00	0.00	0.00	0.00	0.00	0.00	0.00	0.00	0.00	0.00
5	0.00	0.00	0.00	0.00	0.00	0.00	0.00	0.00	0.00	0.00	0.00	0.00	0.00	0.00	0.00	0.00	0.00	0.00	0.00	0.00	0.00	0.00	0.00	0.00	0.00	0.00
6	0.00	0.00	0.00	0.00	0.00	0.00	0.00	0.00	0.01	0.01	0.01	0.00	0.01	0.01	0.02	0.01	0.01	0.02	0.02	0.02	0.05	0.05	0.05	0.00	0.00	0.05
7	0.00	0.00	0.00	0.00	0.00	0.00	0.00	0.05	0.05	0.05	0.05	0.02	0.01	0.01	0.00	0.00	0.00	0.00	0.01	0.01	0.05	0.02	0.00	0.00	0.00	0.05
8	0.00	0.00	0.00	0.00	0.00	0.00	0.00	0.00	0.00	0.00	0.00	0.00	0.00	0.00	0.00	0.00	0.00	0.01	0.05	0.13	0.19	0.19	0.05	0.00	0.00	0.19
9	0.00	0.00	0.00	0.00	0.00	0.00	0.10	0.33	0.43	0.46	0.43	0.33	0.33	0.30	0.22	0.22	0.22	0.22	0.30	0.30	0.43	0.21	0.21	0.05	0.00	0.46
10	0.00	0.00	0.00	0.00	0.00	0.00	0.05	0.29	0.29	0.29	0.17	0.09	0.09	0.09	0.06	0.06	0.06	0.05	0.06	0.11	0.09	0.05	0.05	0.00	0.00	0.29
11	0.00	0.00	0.00	0.00	0.00	0.00	0.00	0.03	0.05	0.05	0.05	0.05	0.05	0.00	0.00	0.00	0.00	0.01	0.01	0.05	0.05	0.05	0.03	0.00	0.00	0.05
12	0.00	0.00	0.00	0.00	0.00	0.00	0.00	0.00	0.00	0.00	0.00	0.00	0.00	0.00	0.00	0.00	0.00	0.00	0.00	0.00	0.00	0.00	0.00	0.00	0.00	0.00
13	0.00	0.00	0.00	0.00	0.00	0.00	0.00	0.00	0.00	0.00	0.00	0.00	0.00	0.00	0.00	0.00	0.00	0.00	0.00	0.00	0.00	0.00	0.00	0.00	0.00	0.00
14	0.00	0.00	0.00	0.00	0.00	0.00	0.05	0.07	0.10	0.08	0.08	0.07	0.07	0.07	0.07	0.07	0.07	0.07	0.07	0.08	0.08	0.08	0.07	0.02	0.00	0.10
15	0.00	0.00	0.00	0.00	0.00	0.00	0.08	0.28	0.35	0.35	0.35	0.30	0.30	0.28	0.12	0.12	0.12	0.12	0.12	0.12	0.12	0.12	0.05	0.00	0.00	0.35
16	0.00	0.00	0.00	0.00	0.00	0.00	0.05	0.08	0.08	0.08	0.05	0.05	0.05	0.05	0.03	0.03	0.03	0.03	0.05	0.05	0.06	0.05	0.03	0.00	0.00	0.08
17	0.00	0.00	0.00	0.00	0.00	0.00	0.05	0.08	0.08	0.11	0.05	0.05	0.05	0.05	0.03	0.03	0.03	0.03	0.06	0.06	0.06	0.06	0.00	0.00	0.00	0.11
18	0.00	0.00	0.00	0.00	0.00	0.00	0.00	0.00	0.03	0.04	0.03	0.03	0.03	0.03	0.03	0.01	0.01	0.00	0.00	0.03	0.03	0.03	0.00	0.00	0.00	0.04
19	0.00	0.00	0.00	0.00	0.00	0.00	0.00	0.00	0.00	0.00	0.00	0.00	0.00	0.00	0.00	0.00	0.00	0.00	0.00	0.00	0.00	0.00	0.00	0.00	0.00	0.00
20	0.00	0.00	0.00	0.00	0.00	0.00	0.00	0.02	0.05	0.02	0.00	0.01	0.01	0.00	0.00	0.00	0.00	0.00	0.00	0.02	0.15	0.02	0.00	0.00	0.00	0.15
21	0.00	0.00	0.00	0.00	0.00	0.05	0.08	0.36	0.36	0.28	0.28	0.14	0.10	0.08	0.08	0.08	0.08	0.10	0.15	0.21	0.28	0.08	0.00	0.00	0.00	0.36
22	0.00	0.00	0.00	0.00	0.00	0.04	0.17	0.17	0.17	0.05	0.05	0.05	0.05	0.05	0.05	0.05	0.05	0.05	0.10	0.15	0.05	0.05	0.00	0.00	0.00	0.17
23	0.00	0.00	0.00	0.00	0.00	0.00	0.00	0.00	0.00	0.00	0.00	0.00	0.00	0.00	0.00	0.00	0.00	0.00	0.00	0.00	0.00	0.00	0.00	0.00	0.00	0.00
24	0.00	0.00	0.00	0.00	0.00	0.02	0.04	0.04	0.04	0.04	0.04	0.02	0.02	0.02	0.02	0.02	0.02	0.02	0.03	0.04	0.04	0.03	0.00	0.00	0.00	0.04
25	0.00	0.00	0.00	0.00	0.00	0.00	0.00	0.00	0.00	0.00	0.00	0.00	0.00	0.00	0.00	0.00	0.00	0.00	0.00	0.00	0.00	0.00	0.00	0.00	0.00	0.00
26	0.00	0.00	0.00	0.00	0.00	0.00	0.00	0.00	0.00	0.00	0.00	0.00	0.00	0.00	0.00	0.00	0.00	0.00	0.00	0.01	0.00	0.00	0.00	0.00	0.00	0.01
27	0.00	0.00	0.00	0.00	0.00	0.00	0.00	0.02	0.05	0.02	0.01	0.00	0.00	0.00	0.00	0.00	0.00	0.00	0.00	0.02	0.02	0.01	0.00	0.00	0.00	0.05
28	0.00	0.00	0.00	0.00	0.00	0.00	0.00	0.01	0.01	0.01	0.00	0.00	0.00	0.00	0.00	0.00	0.00	0.00	0.00	0.01	0.01	0.00	0.00	0.00	0.00	0.01
29	0.00	0.00	0.00	0.00	0.00	0.00	0.00	0.01	0.01	0.01	0.01	0.00	0.00	0.00	0.00	0.00	0.00	0.00	0.01	0.01	0.01	0.01	0.00	0.00	0.00	0.01
30	0.00	0.00	0.00	0.00	0.00	0.00	0.00	0.00	0.01	0.02	0.01	0.01	0.01	0.01	0.01	0.00	0.00	0.00	0.01	0.01	0.01	0.00	0.00	0.00	0.00	0.02
31	0.00	0.00	0.00	0.00	0.00	0.00	0.00	0.01	0.02	0.02	0.02	0.05	0.02	0.02	0.02	0.02	0.01	0.01	0.01	0.01	0.02	0.01	0.00	0.00	0.00	0.05

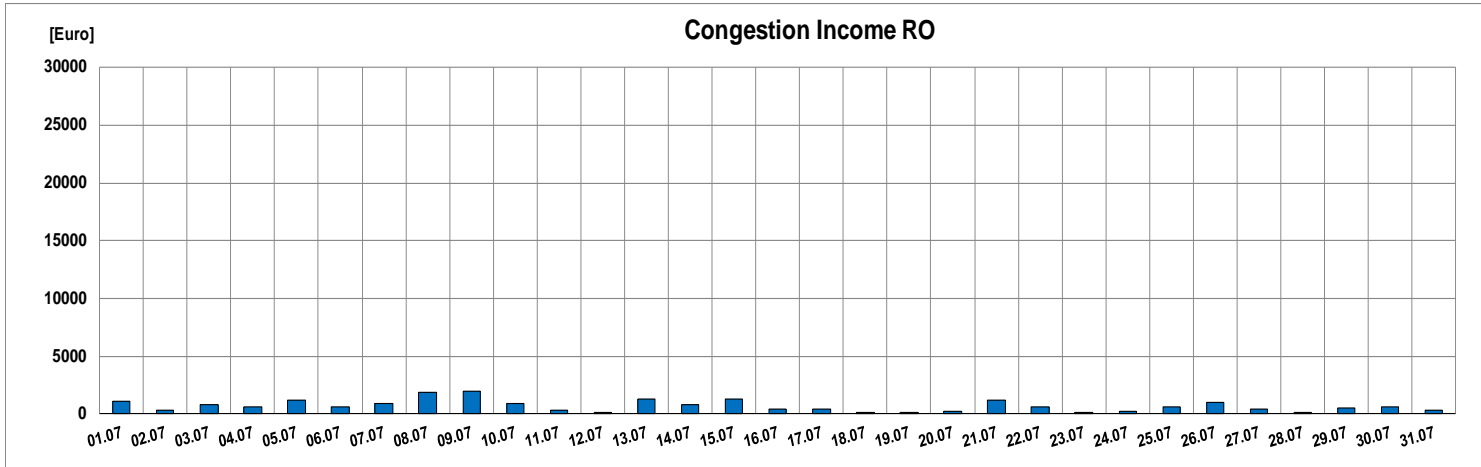
Bulgaria July 2020



Transelectrica®
Societate Administrată în Sistem Dualist

Market for Allocation of Cross-Border Capacities

Daily Allocation on Romanian – Bulgarian border



Day	Congestion Income border RO-BG [Euro]	Congestion Income RO [Euro]
01.07	2154	1077
02.07	570	285
03.07	1671	836
04.07	1148	574
05.07	2437	1218
06.07	1190	595
07.07	1751	876
08.07	3698	1849
09.07	3904	1952
10.07	1748	874
11.07	539	270
12.07	22	11
13.07	2461	1231
14.07	1663	832
15.07	2631	1315
16.07	735	367
17.07	798	399
18.07	284	142
19.07	8	4
20.07	377	188
21.07	2342	1171
22.07	1115	557
23.07	172	86
24.07	411	206
25.07	1135	568
26.07	1976	988
27.07	884	442
28.07	134	67
29.07	986	493
30.07	1206	603
31.07	625	313
Total	40775	20388

Daily Income [Euro]		Remuneration UIOSI [Euro]	
RO-BG	BG-RO	RO-BG	BG-RO
23290	17486	16408	13470
40775		29877	

TSO Income (Z-R) [Euro]	RO TSO Income (Z-R) [Euro]
10898	5449



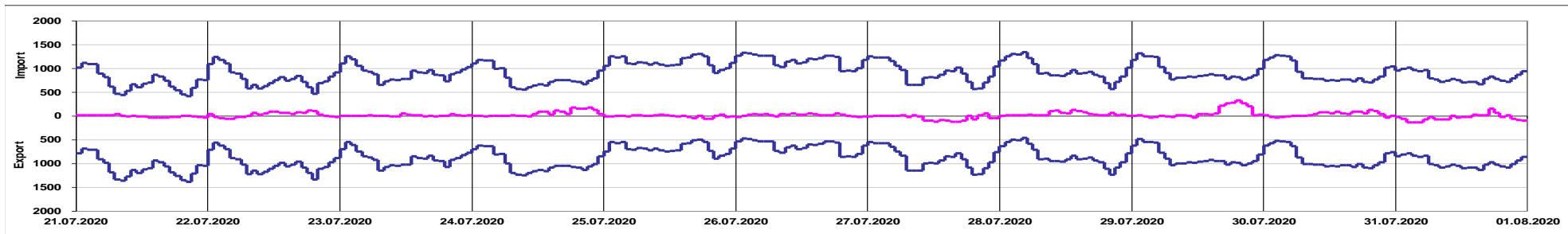
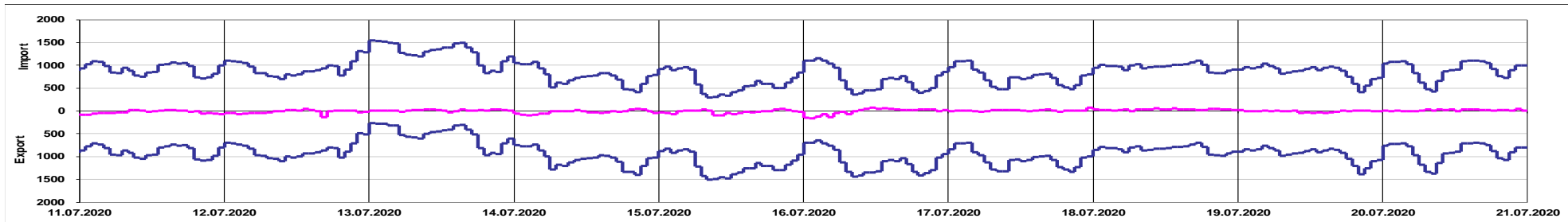
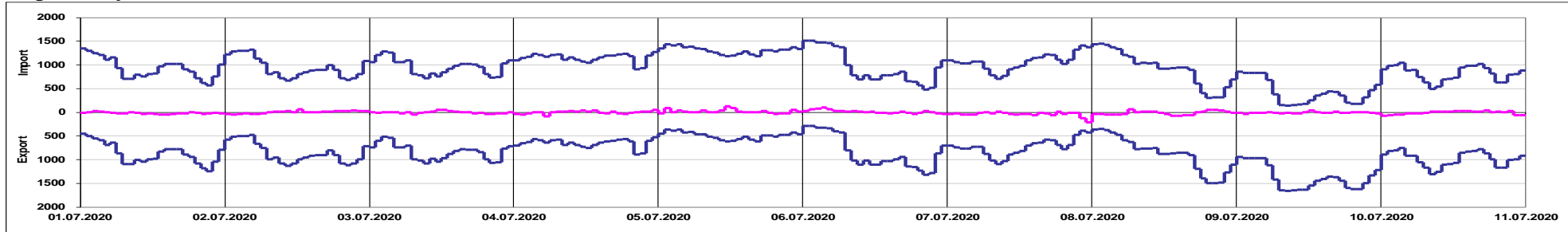
Transelectrica®

Societate Administrată în Sistem Dualist

Market for Allocation of Cross-Border Capacities

Implicit Intraday Auctions on Romanian – Bulgarian border

Bulgaria July 2020



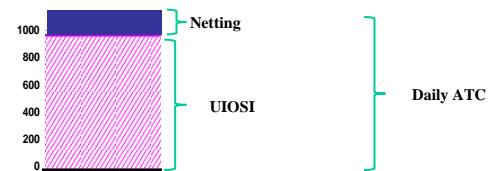
Offered Capacity on Intraday Auction [MW]

Net Position border RO - BG [MWh]

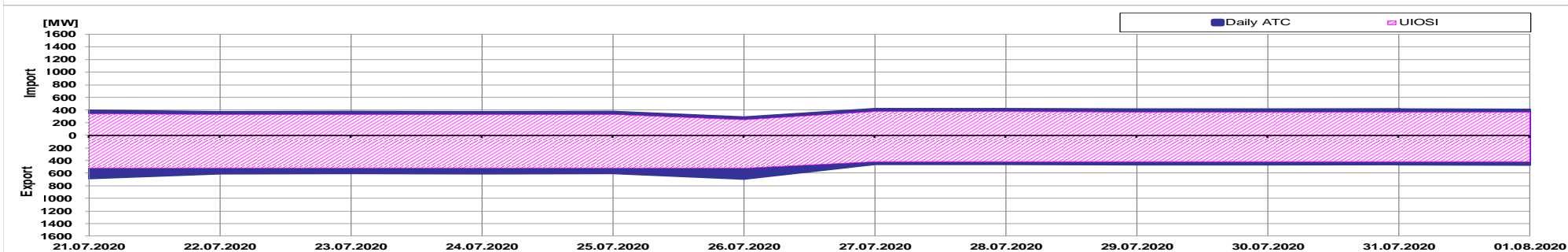
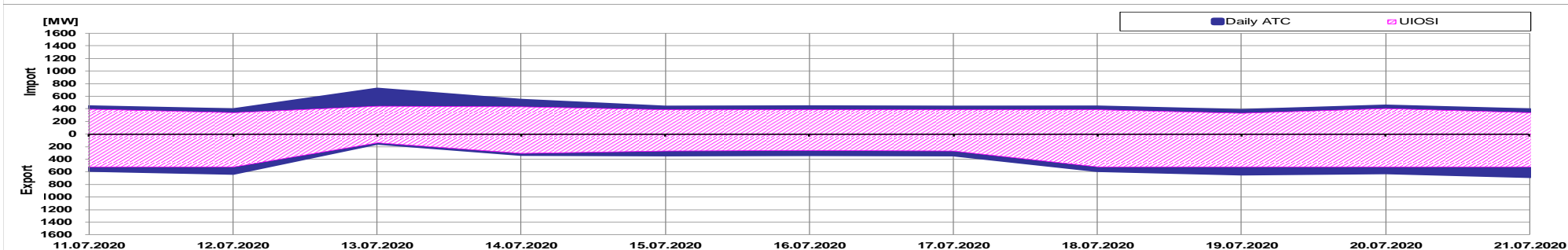
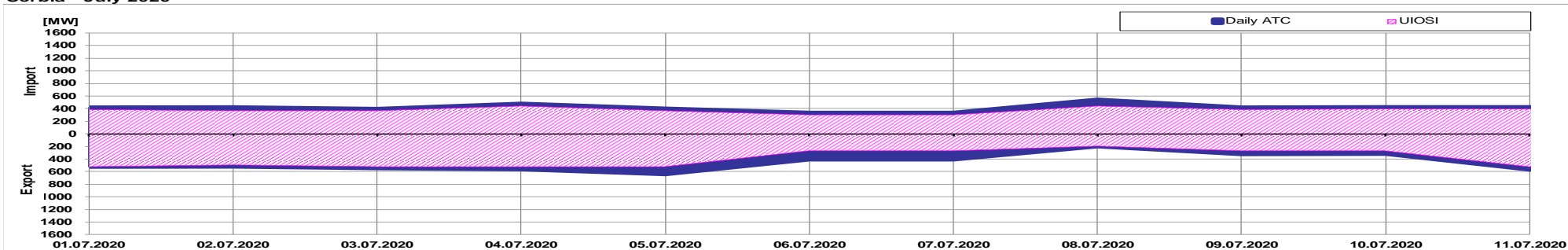
Public

Daily Auctions on Romanian – Serbian border

Unused Capacity [MW] average value	
RO-RS	RS-RO
431	362



Serbia July 2020



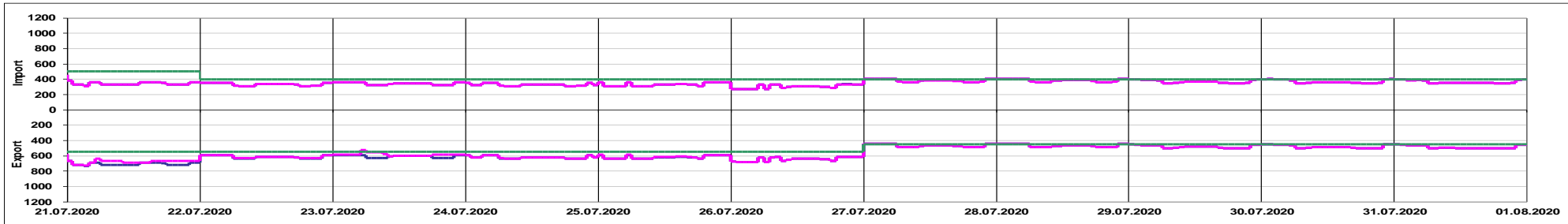
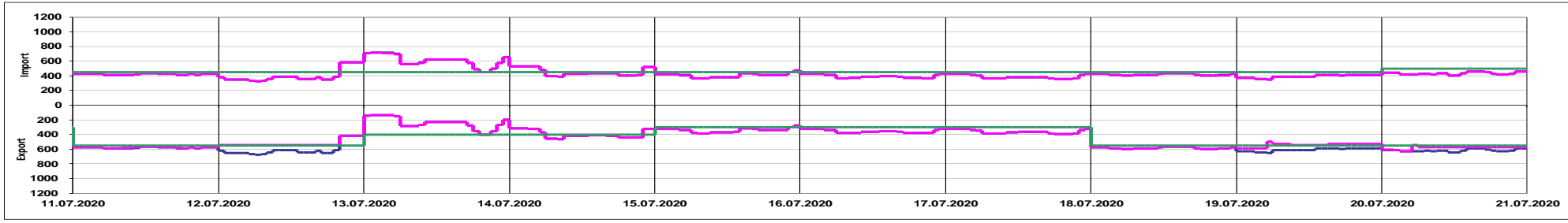
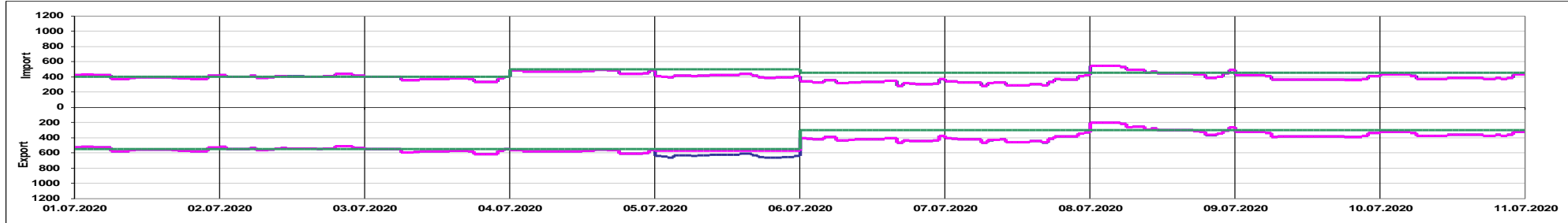


Transelectrica®
Societate Administrată în Sistem Dualist

Market for Allocation of Cross-Border Capacities

Daily Auctions on Romanian – Serbian border

Serbia July 2020



Offered Capacity on Daily Auction Import (+) / Export (-) [MW]

Allocated Capacity on Daily Auction Import (+) / Export (-) [MW]

Net Transfer Capacity (NTC) Import (+) / Export (-) [MW]



Transelectrica®
Societate Administrată în Sistem Dualist

Market for Allocation of Cross-Border Capacities

Daily Auctions on Romanian – Serbian border

Auction Price [Euro/MWh] – Export

Day	1	2	3	4	5	6	7	8	9	10	11	12	13	14	15	16	17	18	19	20	21	22	23	24	Max
1	0.25	0.25	0.25	0.25	0.25	0.25	0.16	0.10	0.09	0.11	0.13	0.13	0.13	0.13	0.13	0.13	0.13	0.13	0.13	0.10	0.10	0.13	0.25	0.25	0.25
2	0.25	0.25	0.25	0.25	0.25	0.25	0.22	0.22	0.18	0.18	0.18	0.18	0.15	0.15	0.18	0.18	0.18	0.18	0.18	0.20	0.20	0.20	0.25	0.25	0.25
3	0.09	0.09	0.09	0.09	0.09	0.09	0.06	0.07	0.07	0.07	0.06	0.06	0.06	0.06	0.07	0.07	0.07	0.06	0.03	0.03	0.03	0.03	0.06	0.08	0.09
4	0.03	0.03	0.03	0.03	0.03	0.03	0.03	0.03	0.03	0.03	0.03	0.03	0.03	0.03	0.03	0.03	0.03	0.03	0.01	0.01	0.01	0.01	0.01	0.03	0.03
5	0.00	0.00	0.00	0.00	0.00	0.00	0.00	0.00	0.00	0.00	0.00	0.00	0.00	0.00	0.00	0.00	0.00	0.00	0.00	0.00	0.00	0.00	0.00	0.00	0.00
6	0.23	0.23	0.23	0.23	0.25	0.25	0.14	0.11	0.11	0.11	0.11	0.11	0.11	0.11	0.11	0.11	0.09	0.10	0.10	0.10	0.10	0.10	0.10	0.16	0.25
7	0.08	0.08	0.09	0.09	0.08	0.08	0.06	0.06	0.07	0.08	0.06	0.06	0.06	0.06	0.06	0.06	0.06	0.09	0.25	0.73	1.92	2.00	2.65	6.40	6.40
8	3.00	3.00	3.00	3.00	3.00	3.00	2.00	2.00	2.60	1.68	1.66	1.52	0.68	0.68	0.66	0.48	0.41	0.24	0.17	0.10	0.09	0.10	0.12	0.18	3.00
9	0.17	0.17	0.17	0.17	0.17	0.15	0.13	0.13	0.13	0.13	0.13	0.13	0.13	0.13	0.13	0.13	0.13	0.13	0.13	0.13	0.13	0.13	0.17	0.17	0.17
10	0.23	0.23	0.23	0.23	0.23	0.17	0.14	0.14	0.14	0.14	0.14	0.17	0.17	0.17	0.17	0.17	0.17	0.15	0.17	0.17	0.17	0.17	0.25	0.25	0.25
11	0.03	0.03	0.03	0.03	0.03	0.03	0.03	0.03	0.03	0.03	0.03	0.03	0.03	0.03	0.03	0.03	0.03	0.03	0.03	0.03	0.03	0.03	0.03	0.03	0.03
12	0.00	0.00	0.00	0.00	0.00	0.00	0.00	0.00	0.00	0.00	0.00	0.00	0.00	0.00	0.00	0.00	0.00	0.00	0.00	0.00	0.06	0.15	0.15	0.15	0.15
13	4.20	5.21	5.21	4.20	4.20	3.00	1.12	1.12	1.12	1.30	1.00	1.00	1.00	1.00	1.00	1.00	1.00	0.66	0.44	0.35	0.35	0.44	1.00	1.12	5.21
14	0.50	0.50	0.50	0.50	0.51	0.33	0.08	0.08	0.08	0.09	0.09	0.09	0.09	0.09	0.09	0.09	0.08	0.08	0.08	0.08	0.08	0.09	0.17	0.17	0.51
15	0.08	0.08	0.08	0.08	0.08	0.08	0.06	0.06	0.06	0.06	0.06	0.06	0.06	0.08	0.09	0.09	0.08	0.08	0.08	0.08	0.11	0.11	0.17	0.23	0.23
16	0.09	0.08	0.08	0.08	0.08	0.08	0.06	0.06	0.06	0.06	0.08	0.08	0.08	0.08	0.08	0.08	0.08	0.06	0.06	0.06	0.08	0.08	0.09	0.11	0.11
17	0.09	0.09	0.09	0.09	0.09	0.09	0.08	0.08	0.08	0.08	0.08	0.08	0.09	0.09	0.09	0.09	0.09	0.08	0.08	0.08	0.08	0.08	0.09	0.09	0.09
18	0.05	0.05	0.05	0.03	0.03	0.01	0.02	0.02	0.02	0.02	0.02	0.03	0.03	0.03	0.03	0.03	0.03	0.02	0.02	0.02	0.02	0.02	0.02	0.02	0.05
19	0.00	0.00	0.00	0.00	0.00	0.00	0.00	0.00	0.00	0.00	0.00	0.00	0.00	0.00	0.00	0.00	0.00	0.00	0.00	0.00	0.00	0.00	0.00	0.00	0.00
20	0.02	0.01	0.01	0.01	0.01	0.00	0.00	0.00	0.00	0.00	0.00	0.00	0.00	0.00	0.00	0.00	0.00	0.00	0.00	0.00	0.00	0.00	0.00	0.00	0.02
21	0.02	0.01	0.01	0.00	0.01	0.00	0.00	0.00	0.00	0.00	0.00	0.00	0.00	0.00	0.00	0.00	0.00	0.00	0.00	0.00	0.00	0.00	0.00	0.00	0.02
22	0.03	0.03	0.03	0.03	0.03	0.02	0.00	0.00	0.00	0.00	0.01	0.01	0.01	0.01	0.01	0.01	0.01	0.01	0.00	0.00	0.00	0.00	0.01	0.01	0.03
23	0.01	0.01	0.01	0.01	0.01	0.00	0.00	0.00	0.00	0.00	0.00	0.01	0.01	0.01	0.01	0.01	0.01	0.01	0.00	0.00	0.00	0.00	0.00	0.00	0.01
24	0.02	0.02	0.02	0.02	0.02	0.01	0.01	0.01	0.01	0.01	0.02	0.02	0.02	0.02	0.02	0.02	0.01	0.01	0.01	0.01	0.01	0.01	0.02	0.01	0.02
25	0.03	0.02	0.02	0.02	0.02	0.01	0.01	0.01	0.01	0.03	0.03	0.03	0.03	0.03	0.03	0.03	0.03	0.01	0.01	0.02	0.02	0.02	0.02	0.02	0.03
26	0.03	0.03	0.03	0.03	0.03	0.02	0.02	0.03	0.03	0.04	0.04	0.04	0.04	0.04	0.04	0.04	0.04	0.02	0.02	0.03	0.03	0.03	0.03	0.03	0.04
27	0.07	0.07	0.07	0.07	0.07	0.06	0.06	0.06	0.06	0.06	0.07	0.07	0.07	0.07	0.07	0.07	0.07	0.06	0.06	0.06	0.06	0.06	0.06	0.06	0.07
28	0.04	0.04	0.04	0.04	0.04	0.02	0.02	0.02	0.02	0.04	0.04	0.04	0.04	0.04	0.04	0.04	0.04	0.02	0.02	0.02	0.02	0.02	0.02	0.02	0.04
29	0.06	0.06	0.06	0.06	0.06	0.02	0.02	0.02	0.02	0.05	0.05	0.05	0.05	0.05	0.05	0.05	0.05	0.02	0.02	0.02	0.02	0.02	0.02	0.04	0.06
30	0.07	0.09	0.07	0.07	0.07	0.04	0.03	0.03	0.04	0.04	0.03	0.03	0.03	0.03	0.03	0.03	0.04	0.04	0.03	0.03	0.03	0.03	0.04	0.07	0.09
31	0.06	0.04	0.04	0.04	0.04	0.04	0.03	0.03	0.04	0.04	0.04	0.04	0.04	0.04	0.04	0.03	0.04	0.03	0.03	0.03	0.03	0.04	0.04	0.04	0.06

Serbia July 2020

Market for Allocation of Cross-Border Capacities

Daily Auctions on Romanian – Serbian border

Transelectrica®

Societate Administrată în Sistem Dualist

Auction Price [Euro/MWh] – Import

Day	1	2	3	4	5	6	7	8	9	10	11	12	13	14	15	16	17	18	19	20	21	22	23	24	Max	
1	0.14	0.13	0.09	0.09	0.09	0.14	0.28	0.35	0.35	0.30	0.30	0.30	0.30	0.30	0.30	0.30	0.28	0.30	0.35	0.35	0.35	0.35	0.35	0.19	0.16	0.35
2	0.09	0.09	0.09	0.09	0.09	0.12	0.15	0.15	0.15	0.14	0.14	0.14	0.14	0.14	0.14	0.14	0.14	0.16	0.19	0.16	0.16	0.16	0.16	0.16	0.15	0.19
3	0.45	0.50	0.50	0.50	0.50	0.50	0.55	0.50	0.43	0.43	0.43	0.43	0.43	0.43	0.35	0.35	0.35	0.43	0.50	0.50	0.56	0.56	0.43	0.41	0.56	
4	0.35	0.35	0.35	0.35	0.35	0.35	0.50	0.50	0.50	0.50	0.35	0.35	0.35	0.35	0.35	0.50	0.50	0.50	0.56	0.56	0.56	0.56	0.56	0.56	0.35	0.56
5	0.22	0.22	0.22	0.18	0.18	0.18	0.22	0.18	0.18	0.18	0.18	0.18	0.18	0.22	0.22	0.22	0.31	0.35	0.35	0.35	0.24	0.22	0.22	0.22	0.35	
6	0.23	0.23	0.29	0.29	0.22	0.22	0.44	0.51	0.51	0.51	0.51	0.51	0.51	0.51	0.62	0.62	0.88	0.75	0.75	0.88	0.88	0.88	0.75	0.50	0.88	
7	1.15	1.15	1.15	1.15	1.15	1.15	1.55	1.19	1.18	1.15	0.92	0.89	0.89	0.89	0.69	0.59	0.66	0.37	0.35	0.31	0.19	0.14	0.11	0.11	1.55	
8	0.03	0.03	0.03	0.03	0.03	0.04	0.06	0.07	0.07	0.09	0.07	0.08	0.08	0.09	0.10	0.10	0.10	0.17	0.50	0.88	1.50	0.88	0.54	0.37	1.50	
9	0.16	0.16	0.16	0.16	0.16	0.23	1.50	1.50	1.50	2.00	2.00	1.50	0.42	0.42	0.42	0.42	0.28	0.25	0.23	0.23	0.23	0.23	0.16	0.14	2.00	
10	0.08	0.08	0.08	0.08	0.08	0.08	0.12	0.23	0.23	0.23	0.23	0.19	0.19	0.19	0.18	0.18	0.18	0.23	0.22	0.18	0.22	0.18	0.13	0.11	0.23	
11	0.35	0.35	0.35	0.35	0.35	0.35	0.35	0.35	0.35	0.31	0.26	0.26	0.26	0.26	0.26	0.26	0.26	0.37	0.26	0.26	0.26	0.26	0.23	0.23	0.37	
12	0.72	0.76	0.76	0.76	0.76	0.76	0.55	0.55	0.37	0.37	0.37	0.37	0.37	0.37	0.37	0.37	0.37	0.37	0.37	0.37	0.03	0.03	0.03	0.03	0.76	
13	0.01	0.01	0.01	0.01	0.01	0.01	0.01	0.01	0.01	0.01	0.01	0.01	0.01	0.01	0.01	0.01	0.01	0.03	0.03	0.04	0.03	0.03	0.01	0.01	0.04	
14	0.06	0.06	0.06	0.06	0.06	0.06	0.12	0.18	0.20	0.15	0.15	0.15	0.15	0.11	0.11	0.11	0.20	0.40	0.40	0.26	0.26	0.26	0.23	0.18	0.40	
15	0.23	0.23	0.23	0.23	0.23	0.23	0.31	0.31	0.31	0.31	0.26	0.26	0.23	0.23	0.19	0.19	0.18	0.15	0.15	0.15	0.15	0.15	0.14	0.12	0.31	
16	0.22	0.23	0.22	0.22	0.35	0.35	0.54	0.55	0.31	0.31	0.26	0.26	0.23	0.23	0.23	0.23	0.23	0.26	0.31	0.31	0.31	0.26	0.18	0.15	0.55	
17	0.32	0.39	0.39	0.39	0.39	0.39	0.35	0.35	0.19	0.23	0.18	0.18	0.18	0.18	0.18	0.18	0.18	0.18	0.18	0.18	0.18	0.18	0.14	0.11	0.39	
18	0.41	0.41	0.41	0.43	0.41	0.43	0.43	0.35	0.15	0.15	0.15	0.09	0.09	0.09	0.09	0.09	0.09	0.15	0.15	0.15	0.14	0.11	0.11	0.11	0.43	
19	0.75	0.75	0.75	0.75	0.75	0.75	0.65	0.54	0.48	0.35	0.35	0.35	0.35	0.27	0.27	0.27	0.27	0.36	0.48	0.48	0.48	0.48	0.48	0.48	0.75	
20	0.55	0.55	0.55	0.61	0.61	1.00	0.69	0.63	0.63	0.63	0.55	0.55	0.55	0.53	0.50	0.50	0.50	0.50	0.50	0.50	0.50	0.50	0.48	0.48	1.00	
21	0.33	0.35	0.35	0.35	0.35	0.35	0.55	0.55	0.55	0.55	0.35	0.35	0.75	0.71	0.71	0.71	0.71	0.85	0.88	0.88	0.88	0.88	0.33	0.33	0.88	
22	0.15	0.16	0.16	0.15	0.15	0.15	0.22	0.25	0.25	0.35	0.35	0.35	0.35	0.35	0.35	0.35	0.35	0.22	0.24	0.24	0.24	0.24	0.19	0.22	0.35	
23	0.41	0.41	0.41	0.41	0.41	0.41	0.32	0.15	0.15	0.15	0.15	0.10	0.10	0.10	0.10	0.10	0.10	0.10	0.15	0.15	0.15	0.15	0.10	0.10	0.41	
24	0.16	0.25	0.25	0.16	0.16	0.16	0.35	0.35	0.35	0.35	0.35	0.35	0.25	0.25	0.25	0.15	0.15	0.15	0.16	0.16	0.15	0.15	0.15	0.15	0.35	
25	0.43	0.50	0.50	0.50	0.50	0.36	0.88	1.21	0.80	0.49	0.21	0.21	0.21	0.21	0.19	0.19	0.35	0.50	0.54	0.50	0.50	0.35	0.26	0.37	1.21	
26	0.62	0.62	0.62	0.62	0.62	0.35	0.88	0.84	0.38	0.26	0.16	0.16	0.16	0.16	0.16	0.16	0.26	0.42	1.00	0.88	0.88	0.88	0.85	0.50	1.00	
27	0.16	0.16	0.16	0.16	0.16	0.16	0.74	0.74	0.74	0.74	0.26	0.25	0.25	0.25	0.25	0.25	0.25	0.25	0.41	0.41	0.41	0.39	0.22	0.22	0.74	
28	0.07	0.10	0.10	0.10	0.10	0.09	0.17	0.17	0.17	0.17	0.11	0.11	0.11	0.11	0.11	0.11	0.11	0.13	0.13	0.13	0.13	0.13	0.08	0.07	0.17	
29	0.11	0.11	0.11	0.11	0.11	0.11	0.17	0.17	0.25	0.25	0.23	0.22	0.22	0.22	0.22	0.22	0.22	0.25	0.17	0.22	0.22	0.22	0.11	0.11	0.25	
30	0.11	0.11	0.11	0.11	0.12	0.17	0.49	0.49	0.49	0.24	0.12	0.12	0.09	0.09	0.09	0.09	0.12	0.12	0.08	0.08	0.08	0.08	0.04	0.04	0.49	
31	0.08	0.08	0.11	0.11	0.11	0.13	0.39	0.27	0.18	0.09	0.09	0.09	0.09	0.09	0.09	0.09	0.09	0.09	0.09	0.09	0.09	0.09	0.07	0.07	0.39	

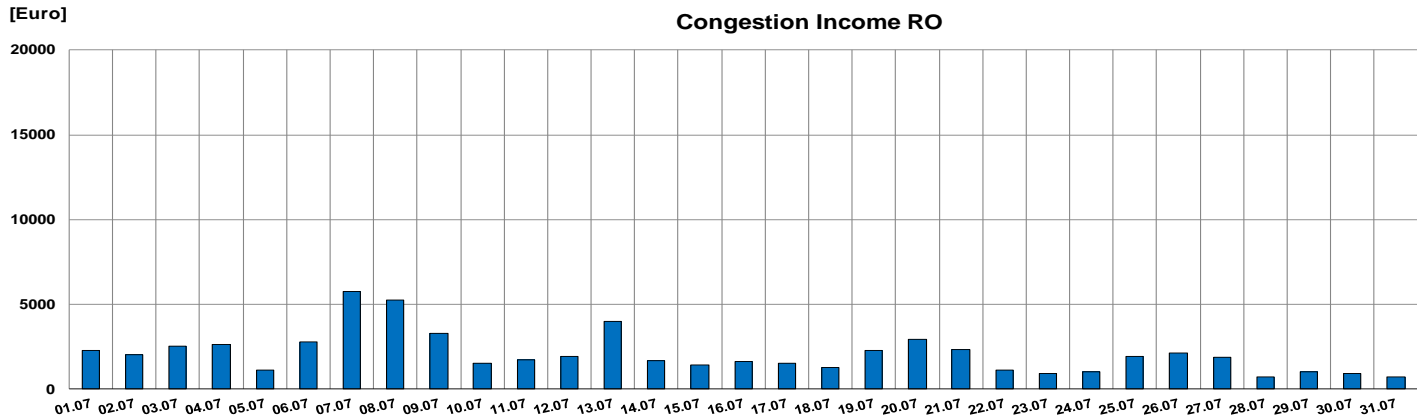
Serbia July 2020



Transelectrica®
Societate Administrată în Sistem Dualist

Market for Allocation of Cross-Border Capacities

Daily Allocation on Romanian – Serbian border



Day	Congestion Income border RO-RS [Euro]	Congestion Income RO [Euro]
01.07	4525	2262
02.07	4024	2012
03.07	4992	2496
04.07	5251	2625
05.07	2206	1103
06.07	5590	2795
07.07	11486	5743
08.07	10504	5252
09.07	6552	3276
10.07	3042	1521
11.07	3432	1716
12.07	3869	1934
13.07	7989	3995
14.07	3359	1679
15.07	2772	1386
16.07	3263	1632
17.07	3004	1502
18.07	2516	1258
19.07	4581	2290
20.07	5897	2949
21.07	4675	2338
22.07	2170	1085
23.07	1765	883
24.07	1972	986
25.07	3840	1920
26.07	4268	2134
27.07	3717	1859
28.07	1410	705
29.07	2041	1020
30.07	1842	921
31.07	1436	718
Total	127992	63996

Daily Income [Euro]		Remuneration UIOSI [Euro]	
RO-RS	RS-RO	RO-RS	RS-RO
40129	87863	35190	83120
127992		118310	

TSO Income (Z-R) [Euro]	RO TSO Income (Z-R) [Euro]
9682	4841

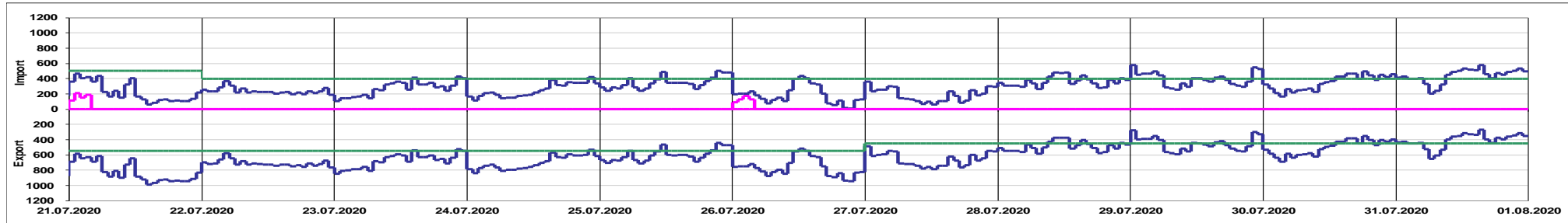
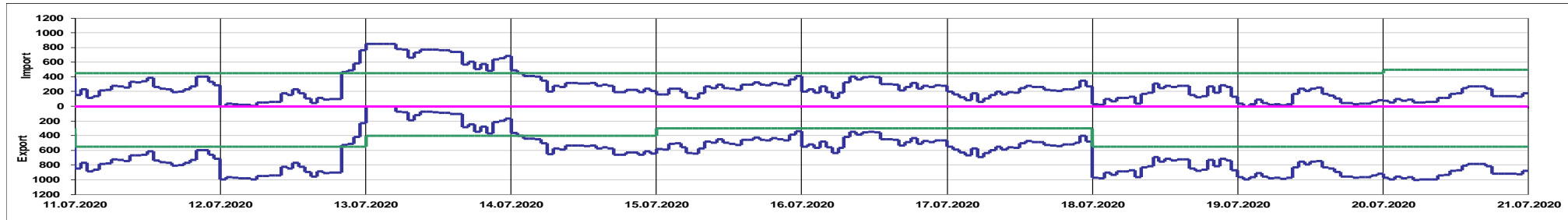
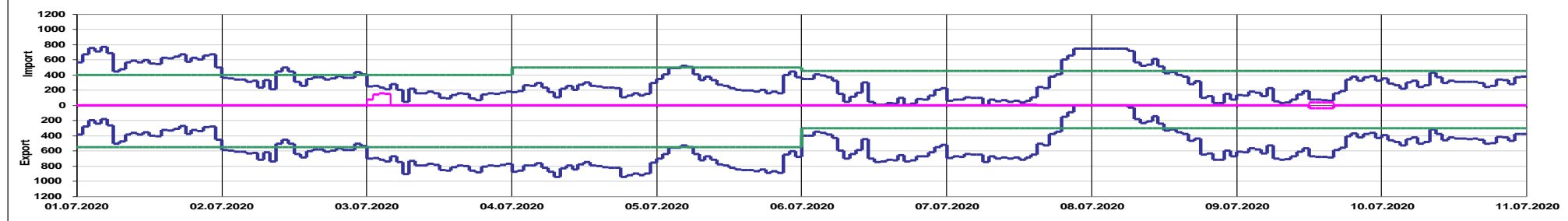


Transelectrica®
Societate Administrată în Sistem Dualist

Market for Allocation of Cross-Border Capacities

Intraday Auctions on Romanian – Serbian border

Serbia July 2020



Offered Capacity on Intraday Auction Import (+) / Export (-) [MW]

Allocated Capacity on Intraday Auction Import (+) / Export (-) [MW]

Net Transfer Capacity (NTC) Import (+) / Export (-) [MW]

Market for Allocation of Cross-Border Capacities



Transelectrica®
Societate Administrată în Sistem Dualist

Statistics on Monthly Auction

July 2020		1	2	3	4	5	6	7	8	9	10	11	12	13	14	15	16	17	18	19	20	21	22	23	24	25	26	27	28	29	30	31
Hungary export	Number of Capacity Traders	23	23	23	23	23	23	23	23	23	23	23	23	23	23	23	23	23	23	23	23	23	23	23	23	23	23	23	23	23	23	23
	Number of Capacity Holders	10	10	10	10	10	10	10	10	10	10	10	10	10	10	10	10	10	10	10	10	10	10	10	10	10	10	10	10	10	10	10
	Number of Bids	59	59	59	59	59	59	59	59	59	59	59	59	59	59	59	59	59	59	59	59	59	59	59	59	59	59	59	59	59	59	59
Hungary import	Number of Capacity Traders	26	26	26	26	26	26	26	26	26	26	26	26	26	26	26	26	26	26	26	26	26	26	26	26	26	26	26	26	26	26	
	Number of Capacity Holders	6	6	6	6	6	6	6	6	6	6	6	6	6	6	6	6	6	6	6	6	6	6	6	6	6	6	6	6	6	6	
	Number of Bids	87	87	87	87	87	87	87	87	87	87	87	87	87	87	87	87	87	87	87	87	87	87	87	87	87	87	87	87	87	87	
Bulgaria export	Number of Capacity Traders	25	25	25	25	25	25	25	25	25	25	25	25	25	25	25	25	25	25	25	25	25	25	25	25	25	25	25	25	25	25	
	Number of Capacity Holders	17	17	17	17	17	17	17	17	17	17	17	17	17	17	17	17	17	17	17	17	17	17	17	17	17	17	17	17	17	17	
	Number of Bids	49	49	49	49	49	49	49	49	49	49	49	49	49	49	49	49	49	49	49	49	49	49	49	49	49	49	49	49	49	49	
Bulgaria import	Number of Capacity Traders	30	30	30	30	30	30	30	30	30	30	30	30	30	30	30	30	30	30	30	30	30	30	30	30	30	30	30	30	30	30	
	Number of Capacity Holders	18	18	18	18	18	18	18	18	18	18	18	18	18	18	18	18	18	18	18	18	18	18	18	18	18	18	18	18	18	18	
	Number of Bids	97	97	97	97	97	97	97	97	97	97	97	97	97	97	97	97	97	97	97	97	97	97	97	97	97	97	97	97	97	97	
Serbia export	Number of Capacity Traders	9	9	9	9	9	8	8	8	8	8	8	9	9	9	9	9	9	9	9	9	9	9	9	9	9	9	9	9	9	9	
	Number of Capacity Holders	8	8	8	8	8	3	3	3	3	3	8	8	7	7	4	4	4	8	8	8	8	8	8	8	8	8	8	7	7	7	
	Number of Bids	39	39	39	39	39	37	37	37	37	37	39	39	41	41	39	39	39	39	39	39	39	39	39	39	39	39	39	40	40	40	
Serbia import	Number of Capacity Traders	12	12	12	12	12	12	12	12	12	12	12	12	12	12	12	12	12	12	12	12	12	12	12	12	12	12	12	12	12	12	
	Number of Capacity Holders	4	4	4	5	5	6	6	6	6	6	6	6	6	6	6	6	6	6	6	6	5	5	5	5	5	5	5	5	5	5	
	Number of Bids	57	57	57	58	58	60	60	60	60	60	60	60	60	60	60	60	60	60	60	60	61	61	60	60	60	60	60	60	60	60	
Ukraine export	Number of Capacity Traders	6	6	6	6	6	6	6	6	6	6	6	6	6	6	6	6	6	6	6	6	6	6	6	6	6	6	6	6	6	6	
	Number of Capacity Holders	6	6	6	6	6	4	4	4	4	4	4	4	4	4	4	4	4	4	4	4	4	4	4	4	4	4	4	4	4	4	
	Number of Bids	16	16	16	16	16	14	14	14	14	14	16	16	14	14	14	14	14	14	16	16	14	14	14	14	14	14	14	14	14	14	
Ukraine import	Number of Capacity Traders	5	5	5	5	5	5	5	5	5	5	5	5	5	5	5	5	5	5	5	5	5	5	5	5	5	5	5	5	5	5	
	Number of Capacity Holders	4	4	4	4	4	4	4	4	4	4	4	4	4	4	4	4	4	4	4	4	4	4	4	4	4	4	4	4	4	4	
	Number of Bids	11	11	11	11	11	11	11	11	11	11	11	11	11	11	11	11	11	11	11	11	11	11	11	11	11	11	11	11	11	11	
Moldavia import RO_Cioara	Number of Capacity Traders	-	-	-	-	-	-	-	-	-	-	-	-	-	-	-	-	-	-	-	-	-	-	-	-	-	-	-	-	-	-	
	Number of Capacity Holders	-	-	-	-	-	-	-	-	-	-	-	-	-	-	-	-	-	-	-	-	-	-	-	-	-	-	-	-	-	-	
	Number of Bids	-	-	-	-	-	-	-	-	-	-	-	-	-	-	-	-	-	-	-	-	-	-	-	-	-	-	-	-	-	-	
Moldavia import RO_Costesti	Number of Capacity Traders	-	-	-	-	-	-	-	-	-	-	-	-	-	-	-	-	-	-	-	-	-	-	-	-	-	-	-	-	-	-	
	Number of Capacity Holders	-	-	-	-	-	-	-	-	-	-	-	-	-	-	-	-	-	-	-	-	-	-	-	-	-	-	-	-	-	-	
	Number of Bids	-	-	-	-	-	-	-	-	-	-	-	-	-	-	-	-	-	-	-	-	-	-	-	-	-	-	-	-	-	-	
Moldavia import RO_Vulcanesti	Number of Capacity Traders	-	-	-	-	-	-	-	-	-	-	-	-	-	-	-	-	-	-	-	-	-	-	-	-	-	-	-	-	-	-	
	Number of Capacity Holders	-	-	-	-	-	-	-	-	-	-	-	-	-	-	-	-	-	-	-	-	-	-	-	-	-	-	-	-	-	-	
	Number of Bids	-	-	-	-	-	-	-	-	-	-	-	-	-	-	-	-	-	-	-	-	-	-	-	-	-	-	-	-	-	-	

July 2020	Maximum	Minimum
Number of Capacity Traders	30	5
Number of Capacity Holders	18	3
Number of Bids	97	11

Statistics on Daily Auctions

July 2020		Daily Auctions		1	2	3	4	5	6	7	8	9	10	11	12	13	14	15	16	17	18	19	20	21	22	23	24	25	26	27	28	29	30	31
Serbia Export	Maximum Number of Capacity Traders	9	9	9	9	8	8	9	8	7	8	7	6	8	8	6	7	7	8	8	7	8	8	8	8	8	8	8	8	7	6	6	7	7
	Maximum Number of Capacity Holders	7	7	8	8	8	6	8	8	6	6	7	6	6	8	6	7	7	8	8	7	8	8	8	8	8	8	8	8	7	6	6	7	7
	Maximum Number of Bids	39	45	36	33	28	31	38	38	37	35	32	30	42	34	26	31	30	34	26	25	29	30	28	32	32	32	30	26	27	26	27		
Serbia Import	Maximum Number of Capacity Traders	9	9	9	9	8	9	9	8	8	8	9	7	6	8	8	8	8	8	7	8	8	8	9	9	8	9	8	8	8	8	9	9	8
	Maximum Number of Capacity Holders	7	7	8	8	5	6	7	8	7	8	8	7	6	7	7	6	7	6	6	7	6	7	6	7	6	7	7	8	8	8	9	8	8
	Maximum Number of Bids	35	38	41	39	28	33	32	36	40	34	35	31	28	39	37	37	36	35	27	32	36	37	36	36	38	38	37	35	29	31	31	30	
Bulgaria Export	Maximum Number of Capacity Traders	13	14	14	13	12	14	14	15	13	12	11	11	10	12	12	14	14	13	11	12	14	14	13	13	13	13	13	14	15	14	14	14	
	Maximum Number of Capacity Holders	12	13	13	12	11	12	13	14	13	12	11	11	10	12	12	14	14	12	11	12	14	13	13	13	13	12	14	15	14	14	14	14	
	Maximum Number of Bids	31	28	31	30	26	29	30	36	29	27	26	22	26	29	26	27	29	26	25	25	27	28	26	24	29	29	30	30	32	30	30		
Bulgaria Import	Maximum Number of Capacity Traders	15	15	16	16	13	16	16	17	16	16	16	14	11	16	17	16	17	16	14	14	16	15	14	15	16	16	16	15	16	15	15		
	Maximum Number of Capacity Holders	14	14	15	14	12	14	15	15	16	16	16	14	11	15	17	16	16	16	14	13	15	14	14	15	16	16	16	14	15	15	15		
	Maximum Number of Bids	30	31	30	29	26	33	30	31	36	31	32	28	19	33	37	33	33	32	30	29	32	31	28	29	28	32	34	27	30	30	29		

Note: In the table are presented the daily maximum hourly values.

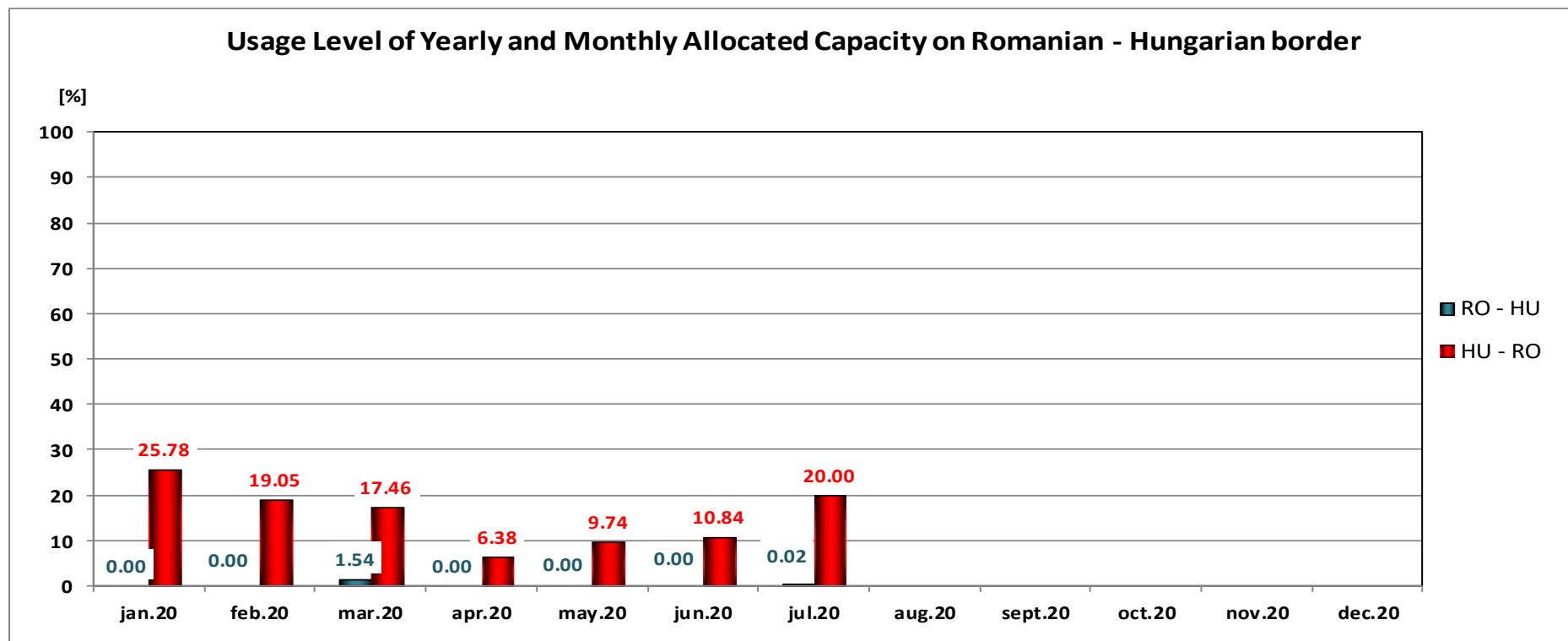
Market for Allocation of Cross-Border Capacities



Statistics on Intraday Auctions

July 2010		Intraday Auctions																														
		1	2	3	4	5	6	7	8	9	10	11	12	13	14	15	16	17	18	19	20	21	22	23	24	25	26	27	28	29	30	31
Serbia Export	Maximum Number of Capacity Traders	0	0	0	0	0	0	0	0	1	0	0	0	0	0	0	0	0	0	0	0	0	0	0	0	0	0	0	0	0	0	
	Maximum Number of Capacity Holders	-	-	-	-	-	-	-	-	1	-	-	-	-	-	-	-	-	-	-	-	-	-	-	-	-	-	-	-	-	-	
Serbia Import	Maximum Number of Capacity Traders	0	0	1	0	0	0	1	0	1	0	0	0	0	0	0	0	0	0	0	0	1	0	0	0	0	1	0	0	0	0	
	Maximum Number of Capacity Holders	-	-	1	-	-	-	1	-	1	-	-	-	-	-	-	-	-	-	-	-	1	-	-	-	-	1	-	-	-	-	

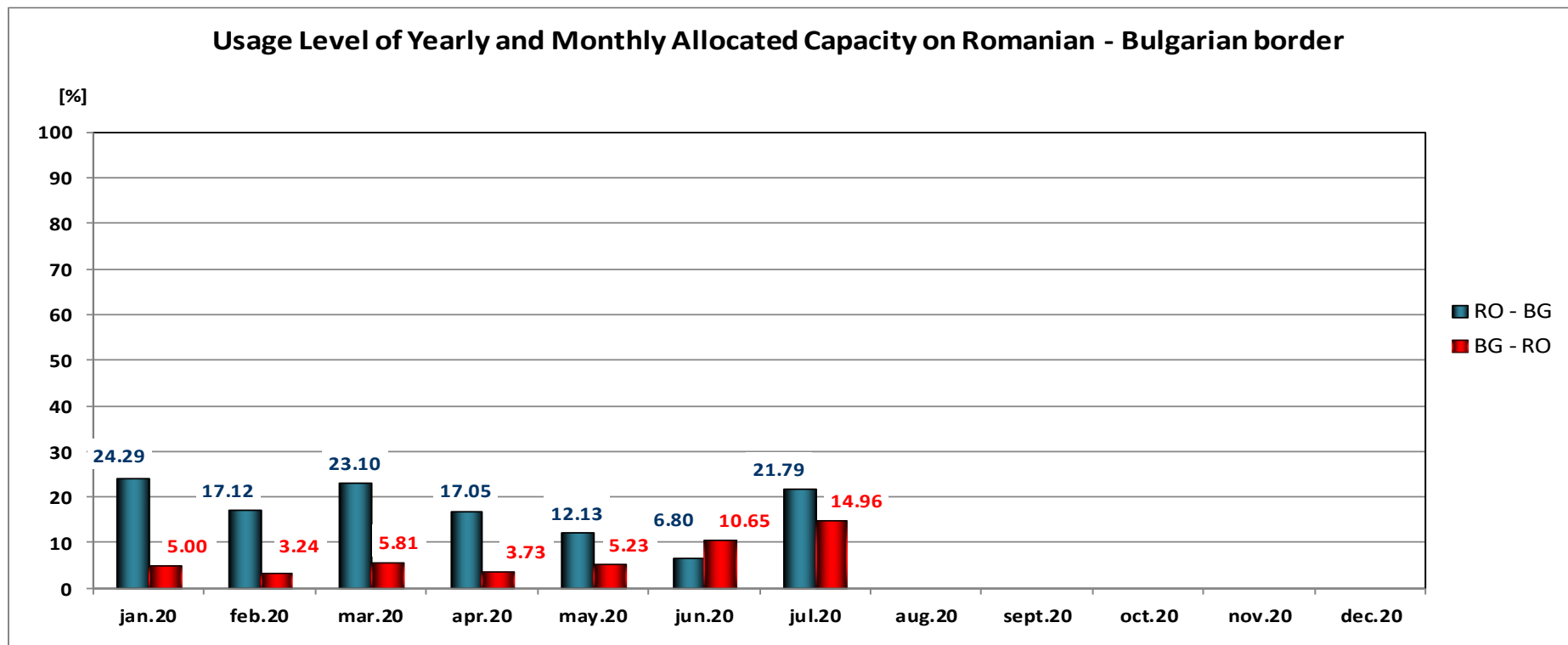
Note: In the table are presented the daily maximum hourly values.



CET

Usage level of yearly and monthly allocated capacity was calculated as ratio between nominated capacity and sum of allocated capacity at yearly and monthly auctions after returns.

From the beginning of the year, the average values (arithmetic) of usage level are: 0.22% on export direction and 15.61% on import direction.



CET

Usage level of yearly and monthly allocated capacity was calculated as ratio between nominated capacity and sum of allocated capacity at yearly and monthly auctions after returns.

From the beginning of the year, the average values (arithmetic) of usage level are: 17.47% on export direction and 6.95% on import direction.



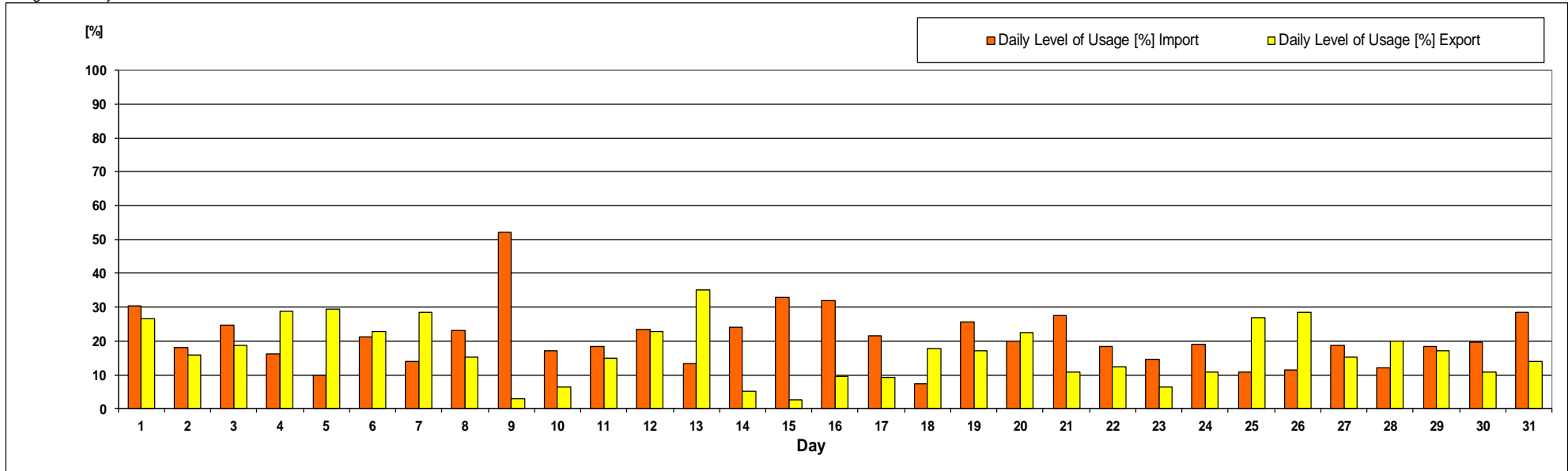
Transelectrica[®]
Societate Administrată în Sistem Dualist

Market for Allocation of Cross-Border Capacities

Daily Auctions on Romanian – Bulgarian border

Usage Level of Daily Allocated Capacity

Bulgaria July 2020

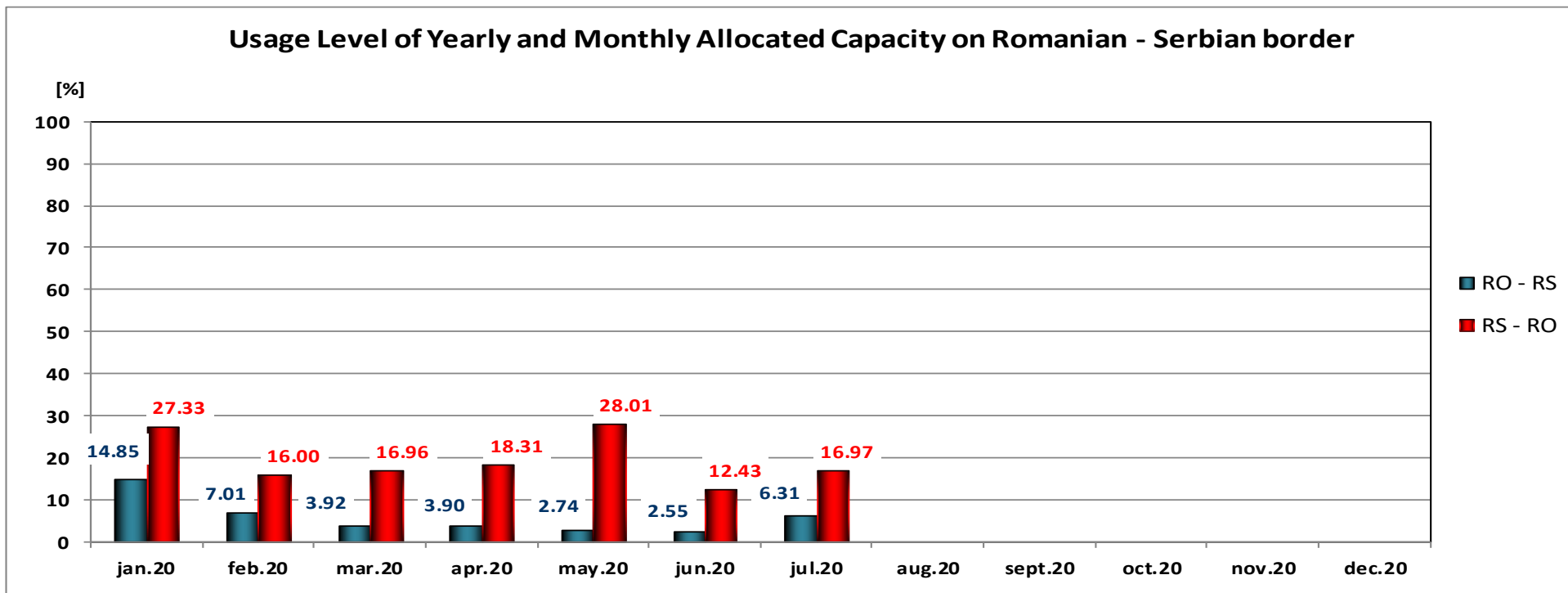


Daily Level of Usage [%]

July 2020	1	2	3	4	5	6	7	8	9	10	11	12	13	14	15	16	17	18	19	20	21	22	23	24	25	26	27	28	29	30	31
Import	30.45	18.18	24.55	16.20	9.99	21.21	14.10	23.11	52.17	17.19	18.33	23.30	13.39	24.11	32.96	31.96	21.57	7.21	25.51	20.02	27.55	18.26	14.61	19.03	10.87	11.35	18.71	12.14	18.53	19.80	28.47
Export	26.47	15.73	18.72	28.93	29.38	22.82	28.42	15.33	2.91	6.53	14.84	22.82	35.07	5.21	2.64	9.58	9.10	17.77	17.06	22.51	10.77	12.46	6.39	10.69	27.04	28.56	15.13	19.88	17.09	10.83	14.12

Level of usage of daily allocated capacity, calculated at monthly level, as ratio between sum of nominated daily capacities and sum of daily allocated capacities, has the following values:

- Import 20.85 [%]
- Export 16.62 [%]



CET

Usage level of yearly and monthly allocated capacity was calculated as ratio between nominated capacity and sum of allocated capacity at yearly and monthly auctions after returns.

From the beginning of the year, the average values (arithmetic) of usage level are: 5.9% on export direction and 19.43% on import direction.



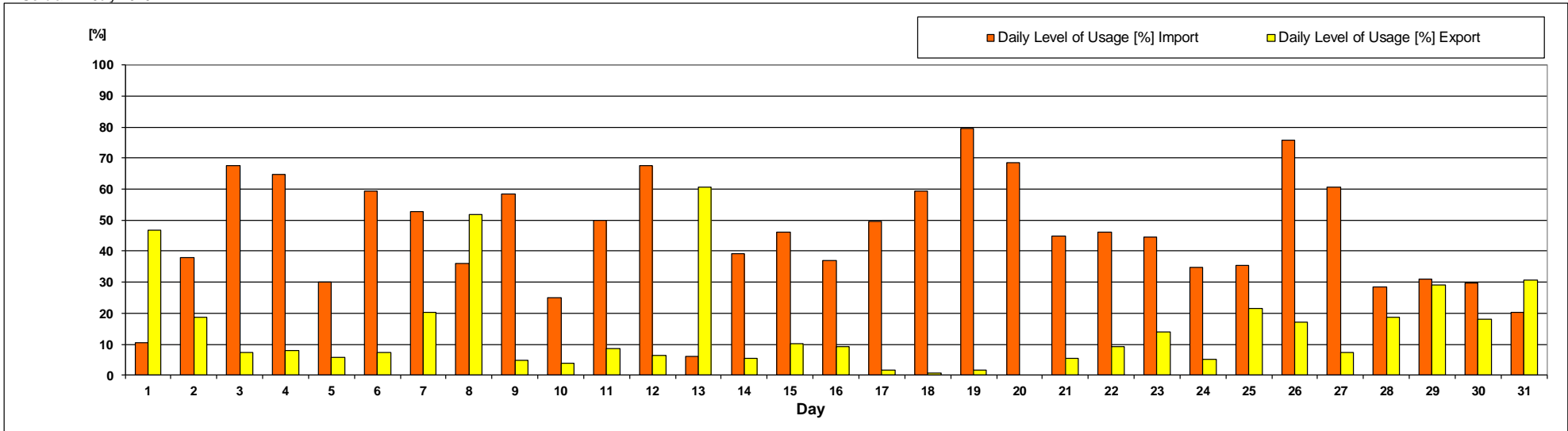
Transelectrica®
Societate Administrată în Sistem Dualist

Market for Allocation of Cross-Border Capacities

Daily Auctions on Romanian – Serbian border

Usage Level of Daily Allocated Capacity

Serbia July 2020



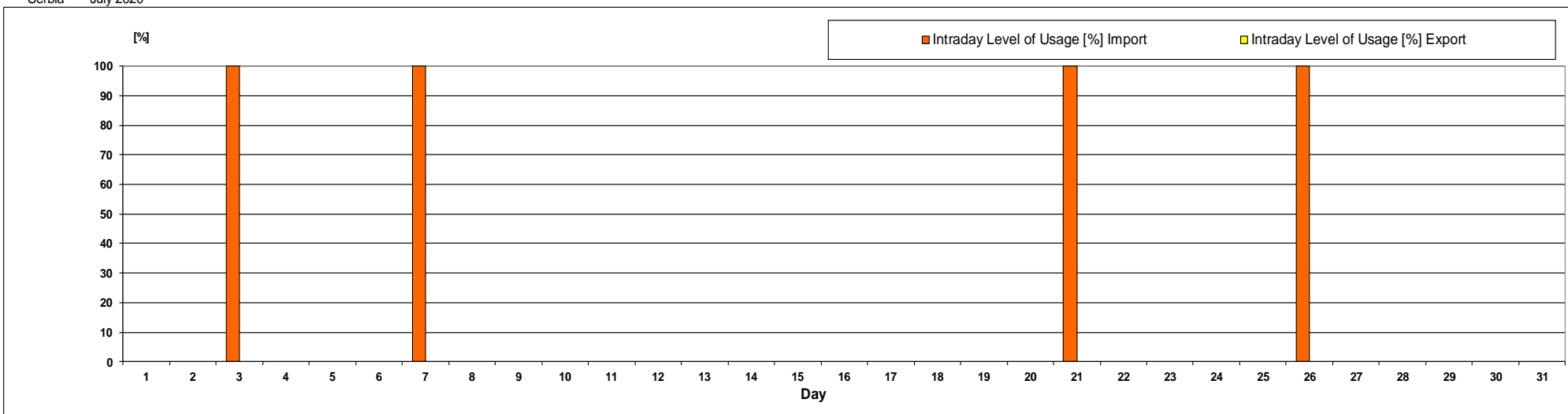
Daily Level of Usage [%]

July 2020	1	2	3	4	5	6	7	8	9	10	11	12	13	14	15	16	17	18	19	20	21	22	23	24	25	26	27	28	29	30	31
Import	10.60	38.01	67.48	64.66	30.03	59.40	52.73	36.10	58.41	25.16	49.81	67.42	6.18	39.31	46.19	37.11	49.67	59.30	79.59	68.53	44.82	46.16	44.57	34.86	35.28	75.81	60.57	28.59	30.97	29.59	20.42
Export	46.78	18.68	7.41	8.06	5.70	7.40	20.34	51.73	4.85	3.80	8.67	6.43	60.58	5.36	10.07	9.20	1.68	0.65	1.78	0.00	5.46	9.33	14.05	5.20	21.52	17.10	7.39	18.82	29.14	18.12	30.74

Level of usage of daily allocated capacity, calculated at monthly level, as ratio between sum of nominated daily capacities and sum of daily allocated capacities, has the following values:

- Import 44.33 [%]
- Export 13.48 [%]

Serbia July 2020

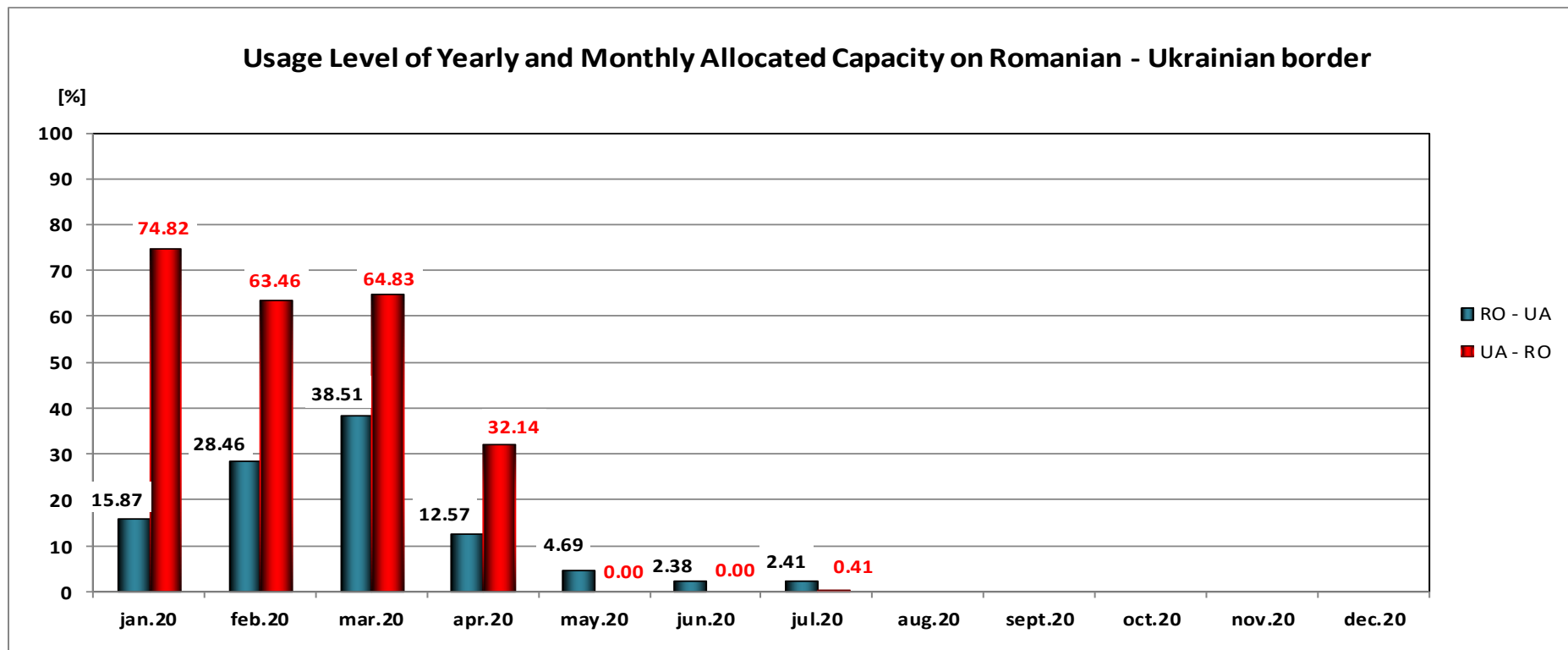


Intraday Level of Usage [%]

July 2020	1	2	3	4	5	6	7	8	9	10	11	12	13	14	15	16	17	18	19	20	21	22	23	24	25	26	27	28	29	30	31
Import	-	-	100.00	-	-	-	100.00	-	0.00	-	-	-	-	-	-	-	-	-	-	-	100.00	-	-	-	100.00	-	-	-	-	-	
Export	-	-	-	-	-	-	-	-	0.00	-	-	-	-	-	-	-	-	-	-	-	-	-	-	-	-	-	-	-	-		

Level of usage of intraday allocated capacity, calculated at monthly level, as ratio between sum of nominated intraday capacities and sum of intraday allocated capacities, has the following values:

- Import 91.52 [%]
- Export 0.00 [%]



CET

Usage level of yearly and monthly allocated capacity was calculated as ratio between nominated capacity and sum of allocated capacity at yearly and monthly auctions.

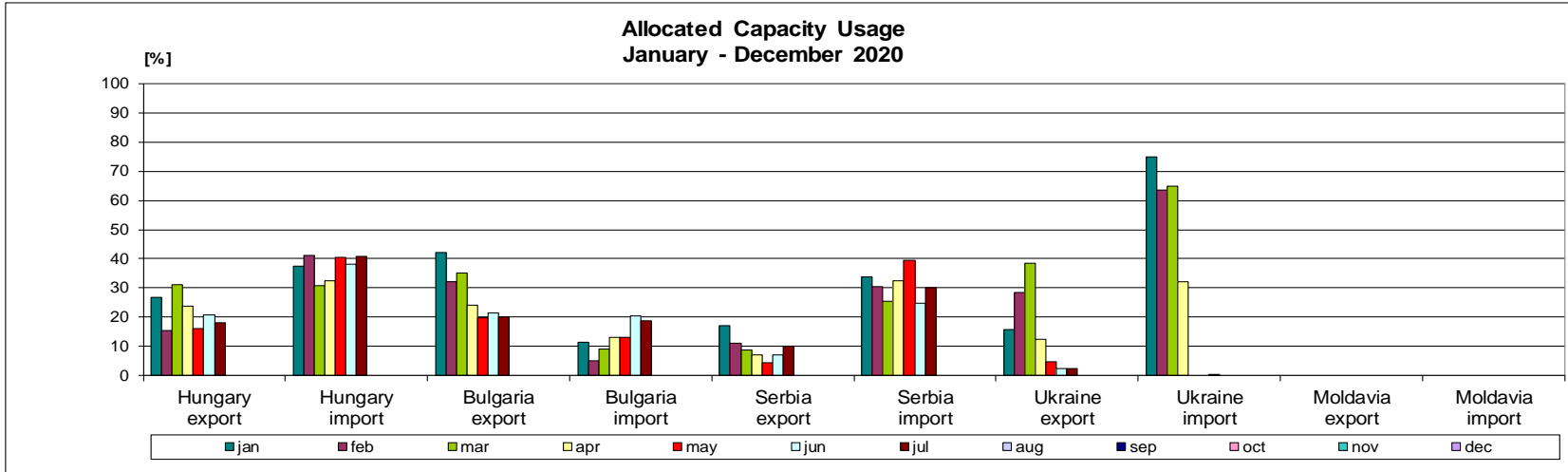
From the beginning of the year, the average values (arithmetic) of usage level are: 14.99% on export direction and 33.67% on import direction.



Transelectrica®
Societate Administrată în Sistem Dualist

Market for Allocation of Cross-Border Capacities

Usage level of capacity rights



The level of usage of total capacity rights on one border and direction represent the percentage ratio between the energy associated with the commercial transactions, nominated during a month, and the energy associated with the total capacity rights.

[%]	Hungary export	Hungary import	Bulgaria export	Bulgaria import	Serbia export	Serbia import	Ukraine export	Ukraine import	Moldavia export	Moldavia import
jan	26.94	37.53	42.28	11.32	17.26	33.77	15.87	74.82	-	-
feb	15.52	41.05	32.10	5.03	10.98	30.55	28.46	63.46	-	-
mar	31.14	30.89	35.00	9.22	8.67	25.55	38.51	64.83	-	-
apr	23.90	32.60	24.14	13.12	7.09	32.47	12.57	32.14	-	-
may	16.05	40.59	19.79	13.25	4.42	39.40	4.69	0.00	-	-
jun	20.64	38.30	21.43	20.52	7.15	24.72	2.38	0.00	-	-
jul	18.20	40.66	19.99	18.85	10.02	30.09	2.41	0.41	-	-
aug										
sep										
oct										
nov										
dec										
average	21.77	37.37	27.82	13.04	9.37	30.94	14.99	33.67	-	-

Type B

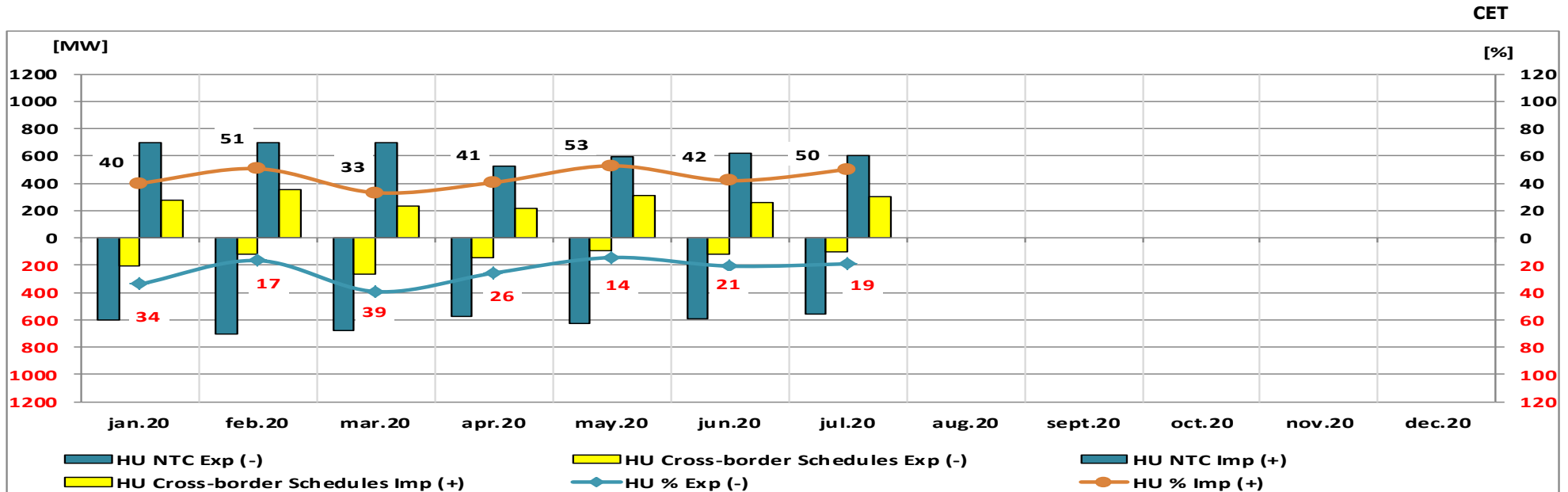
In July 2020, it was noticed a low level of capacity usage. The highest level of usage was on import direction from Hungary.



Transelectrica®
Societate Administrată în Sistem Dualist

Market for Allocation of Cross-Border Capacities

Usage Level of NTC on Romanian – Hungarian border



Hungary (monthly averages values, MW)	jan.20	feb.20	mar.20	apr.20	may.20	jun.20	jul.20	aug.20	sept.20	oct.20	nov.20	dec.20	sum
HU NTC Exp (-)	-600	-700	-675	-573	-626	-592	-556						-4322
HU Cross-border Schedules Exp (-)	-203	-116	-265	-147	-90	-122	-105						-1048
HU NTC Imp (+)	700	700	701	523	595	620	600						4439
HU Cross-border Schedules Imp (+)	280	355	232	213	315	260	301						1957

The level of usage was calculated as ratio between total cross-border schedules (capacity nominated on long and short term) and NTC. From the beginning of the year, the average values (arithmetic) of usage level are: 24.16% on export direction and 44.24% on import direction.

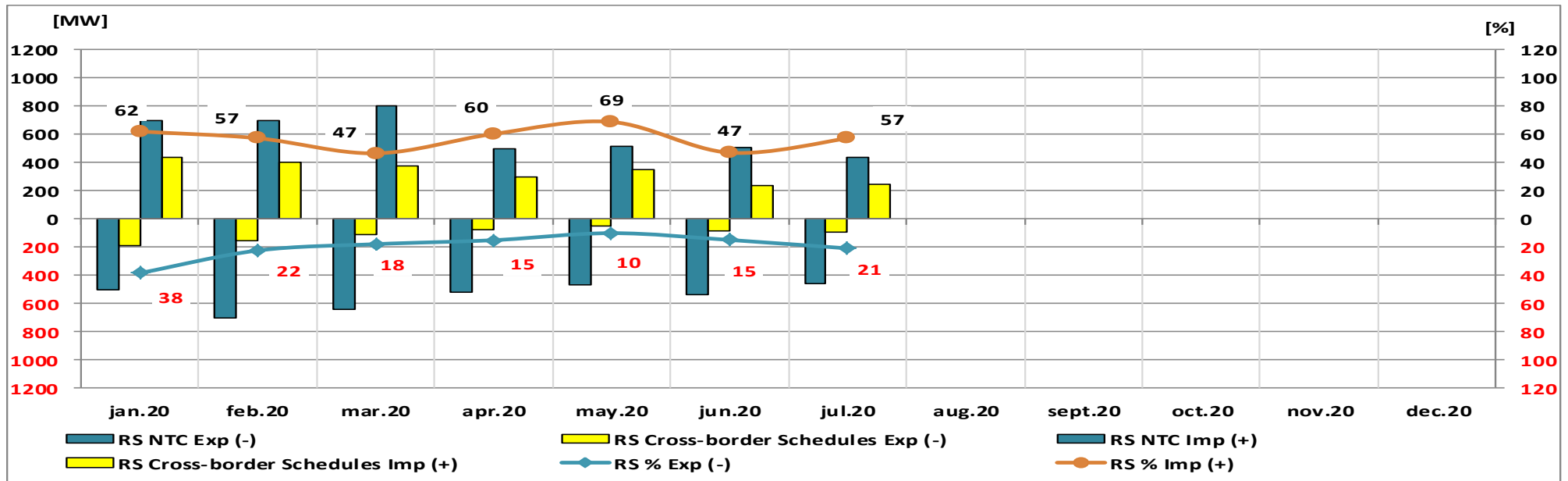


Transelectrica®
Societate Administrată în Sistem Dualist

Market for Allocation of Cross-Border Capacities

Usage Level of NTC on Romanian – Serbian border

CET



Serbia (monthly averages values, MW)	jan.20	feb.20	mar.20	apr.20	may.20	jun.20	jul.20	aug.20	sept.20	oct.20	nov.20	dec.20	sum
RS NTC Exp (-)	-500	-700	-640	-522	-468	-540	-460						-3829
RS Cross-border Schedules Exp (-)	-192	-156	-114	-78	-47	-80	-96						-762
RS NTC Imp (+)	700	700	801	495	513	510	435						4154
RS Cross-border Schedules Imp (+)	435	401	373	299	353	240	249						2350

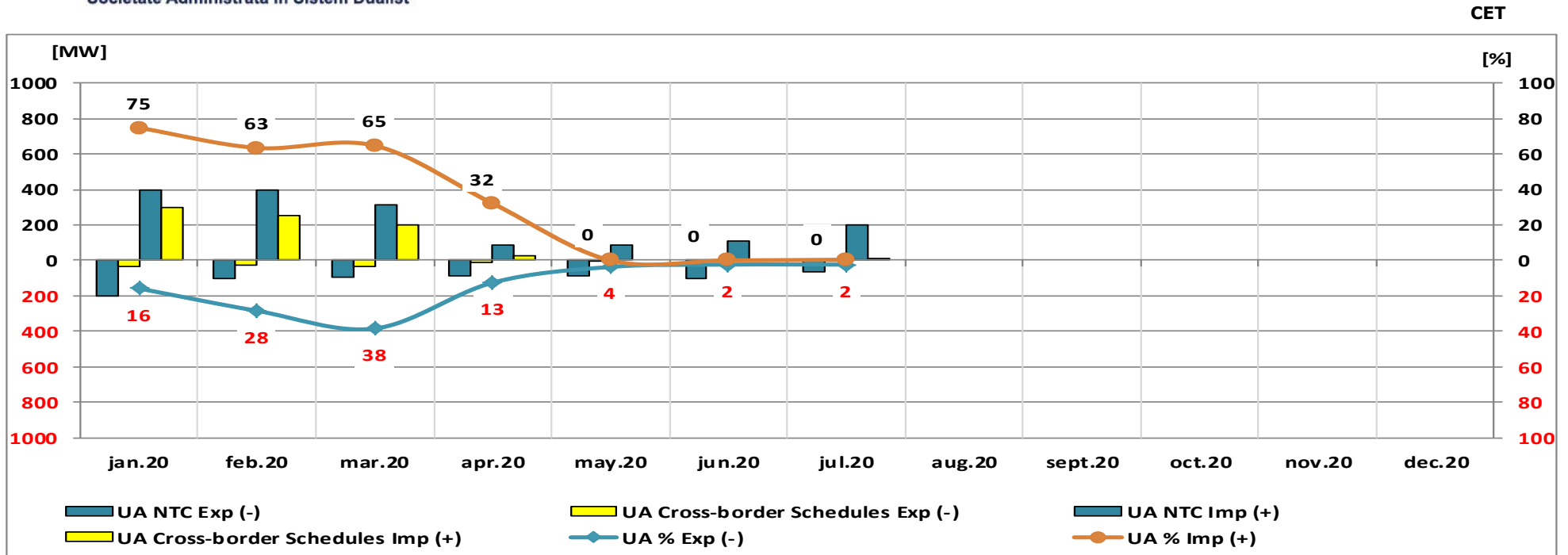
The level of usage was calculated as ratio between total cross-border schedules (capacity nominated on long and short term) and NTC. From the beginning of the year, the average values (arithmetic) of usage level are: 19.86% on export direction and 57.07% on import direction.



Transelectrica®
Societate Administrată în Sistem Dualist

Market for Allocation of Cross-Border Capacities

Usage Level of NTC on Romanian – Ukrainian border



Ukraine (monthly averages values, MW)	jan.20	feb.20	mar.20	apr.20	may.20	jun.20	jul.20	aug.20	sept.20	oct.20	nov.20	dec.20	sum
UA NTC Exp (-)	-200	-100	-94	-90	-84	-100	-68						-735
UA Cross-border Schedules Exp (-)	-31.7	-28.5	-36.0	-11.3	-3.1	-2.4	-1.6						-115
UA NTC Imp (+)	400	400	310	90	85	108	200						1594
UA Cross-border Schedules Imp (+)	299	254	201	29	0	0	1						784

The level of usage was calculated as ratio between total cross-border schedules (capacity nominated on long and short term) and NTC. From the beginning of the year, the average values (arithmetic) of usage level are: 14.83% on export direction and 33.65% on import direction.

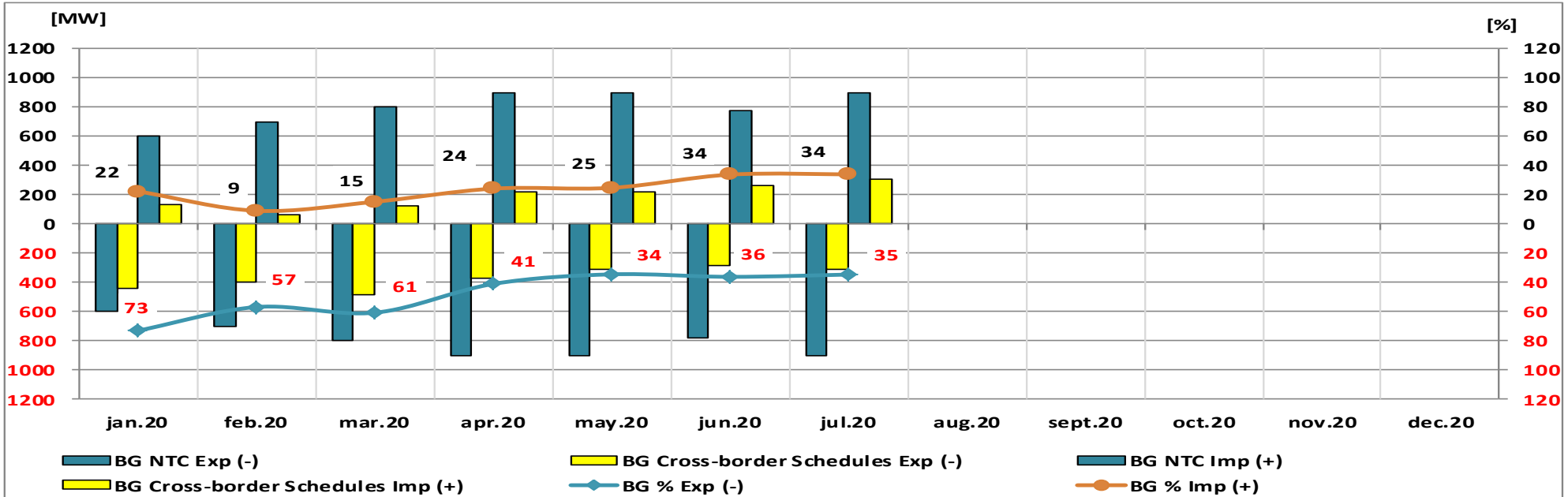


Transelectrica®
Societate Administrată în Sistem Dualist

Market for Allocation of Cross-Border Capacities

Usage Level of NTC on Romanian – Bulgarian border

CET



Bulgaria (monthly averages values, MW)	jan.20	feb.20	mar.20	apr.20	may.20	jun.20	jul.20	aug.20	sept.20	oct.20	nov.20	dec.20	sum
BG NTC Exp (-)	-600	-700	-801	-900	-900	-780	-900						-5581
BG Cross-border Schedules Exp (-)	-438	-398	-487	-369	-310	-282	-312						-2596
BG NTC Imp (+)	600	700	801	900	900	780	900						5581
BG Cross-border Schedules Imp (+)	134	63	122	218	223	264	306						1329

The level of usage was calculated as ratio between total cross-border schedules (capacity nominated on long and short term) and NTC. From the beginning of the year, the average values (arithmetic) of usage level are: 48.13% on export direction and 23.33% on import direction.



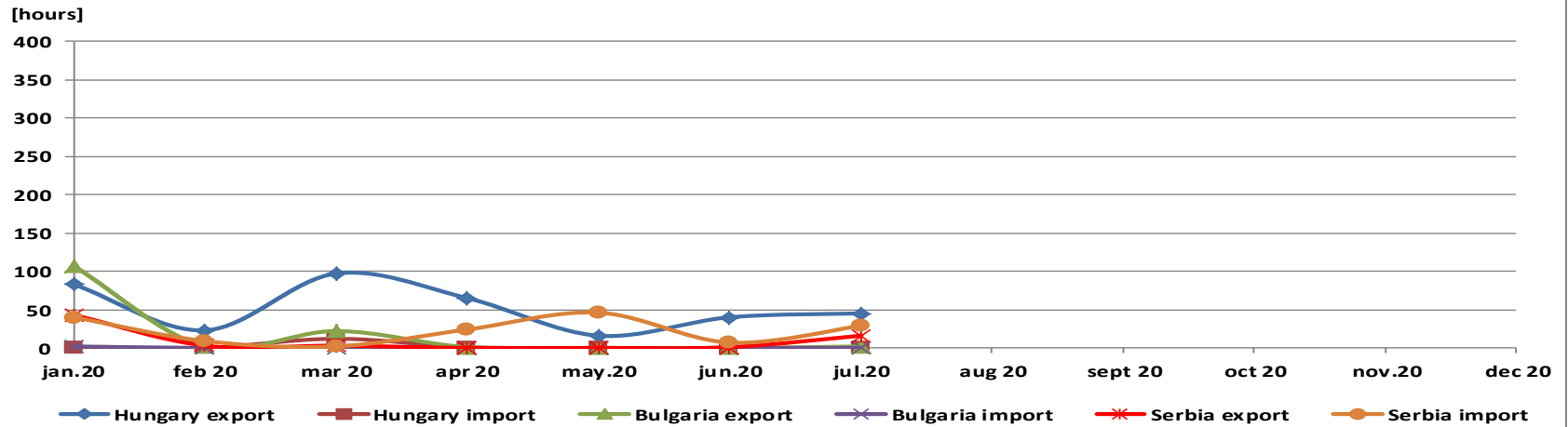
Transelectrica®
Societate Administrată în Sistem Dualist

Market for Allocation of Cross-Border Capacities

Maximization of NTC Usage

CET

Number of hours in which the sum of nominated cross-border schedules is higher than NTC



Number of hours	jan.20	feb.20	mar.20	apr.20	may.20	jun.20	jul.20	aug.20	sept.20	oct.20	nov.20	dec.20
Hungary export	83	23	97	65	16	40	45					
Hungary import	0	0	12	1	0	0	0					
Bulgaria export	107	2	22	1	0	0	2					
Bulgaria import	2	0	0	0	0	0	0					
Serbia export	43	3	3	0	0	1	16					
Serbia import	40	9	2	24	46	7	29					

By making efficient use of the interconnection (applying “netting” principle in daily and intra-day offered capacity calculation) there are some hours in which sum of nominated cross-border schedules is higher than the NTC.



Synthesis (C1, C3, HHI) on type of auction and total values

July 2020

Border	Auction												Total		
	Yearly			Monthly			Daily			Intraday			C1 [%]	C3 [%]	HHI
	C1 [%]	C3 [%]	HHI	C1 [%]	C3 [%]	HHI	C1 [%]	C3 [%]	HHI	C1 [%]	C3 [%]	HHI			
Hungary import	28.57	57.43	1565	45.00	82.00	2861	-	-	-	-	-	-	18.91	53.45	1283
Hungary export	27.51	55.87	1432	42.23	69.53	2400	-	-	-	-	-	-	21.34	49.33	1102
Bulgaria import	36.00	56.00	1769	25.58	50.38	1246	19.27	51.44	1247	-	-	-	15.01	43.72	918
Bulgaria export	22.09	56.63	1517	20.08	51.93	1175	21.61	53.30	1342	-	-	-	19.87	43.21	908
Serbia import	20.00	56.00	1522	40.87	86.97	2827	30.30	74.77	2134	89.93	100.00	8161	19.49	52.66	1250
Serbia export	30.40	68.00	1899	24.34	62.37	1683	24.93	67.26	1873	100.00	100.00	10000	18.63	47.68	1137
Ukraine import	-	-	-	45.00	92.50	3588	-	-	-	-	-	-	45.00	92.50	3588
Ukraine export	-	-	-	46.04	79.20	2916	-	-	-	-	-	-	46.04	79.20	2916
Moldavia import	-	-	-	-	-	-	-	-	-	-	-	-	-	-	-

Note:

- On the Hungarian border the implicit daily allocation is done through the market coupling mechanism of CZ-SK-HU day-ahead electricity markets (starting with 20.11.2014) and implicit intraday allocation is organized due to the integration of Romanian intraday market in SIDC - Single Intra-Day Market (starting with 20.11.2019).
- On the Bulgarian border implicit intraday allocation is organized due to the integration of Romanian intraday market in SIDC (Single Intra-Day Market) (starting with 20.11.2019).



Email: Monitorizare.Piata@transelectrica.ro

Fax: 021 3035630