



**Transelectrica®**  
Societate Administrată în Sistem Dualist

---

**MARKET MONITORING REPORT**  
**Market for Allocation**  
**of Cross-Border Capacities**  
**September 2020**

---



ANRE - Romanian Energy Regulatory Authority

HHI - Herfindahl-Hirschman Index

BRP - Balance Responsible Party

BM - Balancing Market

DAM - Day Ahead Market

TSO - Transmission System Operator

DU – Dispatchable Unit

PN – Physical Notification

NDC - National Dispatching Center

C1 – The market share of the largest market participant

C3 – Total market share of top 3 market participants

NPS – Minimum number of residual generators

TTC – Total Transfer Capacity

NTC – Net Transfer Capacity

ATC – Available Transfer Capacity

Transelectrica, the Romanian Transmission System Operator, operates and monitors the activity of 3 types of markets: Balancing Market, Ancillary Services Market and Market for Allocation of Cross-Border Capacities.

Using the records from the markets data base, Transelectrica prepares daily, weekly and monthly monitoring reports. A part of the data included in these reports (those data which are not confidential) is published on the website **[www.transelectrica.ro](http://www.transelectrica.ro)**

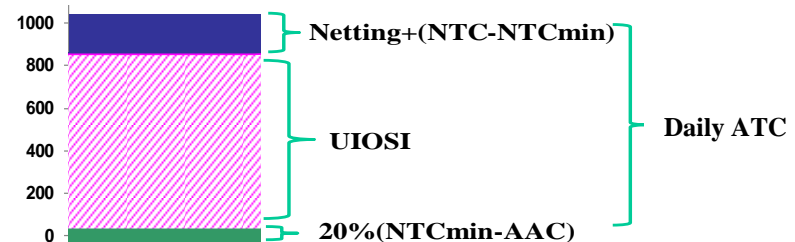
# General Remarks



Transelectrica®

Societate Administrată în Sistem Dualist

- According to the agreements between Transelectrica and neighbors for year 2020 :
  - ✓ on the Bulgarian border, the bilateral coordinated allocation is done for 100% of total capacity by Transelectrica for daily auctions. Starting with 20.11.2019, implicit intraday allocation with continuous trading is organized on the Bulgarian border, due to the integration of Romanian intraday market in SIDC (Single Intra-Day Market). In the event of decoupling, no explicit intraday auctions are organized on RO – BG border; the “netting” is applied to daily and intraday allocation.
  - ✓ on the Hungarian border, starting with 20.11.2019 is organized implicit intraday allocation with continuous trading, due to the integration of Romanian intraday market in SIDC (Single Intra-Day Market). In the event of decoupling, no explicit intraday auctions are organized on RO – HU border. Implicit daily allocations are held since the CZ-SK-HU-RO day-ahead market coupling. In the event of decoupling, MAVIR is in charge with the explicit daily auctions (shadow auctions) for RO-HU border. The “netting” is applied to daily and intraday allocation.
  - ✓ on the Serbian border, the bilateral coordinated allocation, is done for 100% of total capacity by EMS (Serbia) for daily auctions and by Transelectrica for long term and intraday auctions. The “netting” is applied to daily and intraday allocation. The intraday allocation is done in six auction sessions for time intervals: 00:00-04:00, 04:00-08:00, 08:00-12:00, 12:00-16:00, 16:00-20:00, 20:00-00:00 CET.
  - ✓ *UIOSI* („use it or sell it”) principle is applied on Hungarian, Bulgarian and Serbian borders.
  - ✓ the long term auctions on Hungarian and Bulgarian borders are held by Joint Allocation Office (JAO) based on Allocation Rules for Forward Capacity Allocation (HAR) and border specific Annex. On these borders it is applied:
    - ✓ reservation of a percentage of interconnection capacity for short term auction, offered capacity being calculated as 80% of the minimum of available capacities of all periods of the month;



- Transelectrica’s auctions are held on Damas platform, with euro currency trading;
- On Romania – Bulgaria, Romania – Serbia and Romania – Hungary border, the use of the physical transport rights is performed in accordance with the m:n nomination principle, for all time horizons.



- Long term auction results on the Hungarian and Bulgarian borders are provide by JAO and daily auction results on the Serbian border (auction prices, allocated capacities) are provided by the respective TSO.
- Usage of allocated capacity on Ukrainian and Moldavian border is restricted by Ukrainian TSO agreement and respectively by the approval of the distribution operator of the passive consumption islands.
- Monthly auctions for September 2020 were held as:
  - ✓ import Hungary: 01 – 06.09.2020; 07 – 11.09.2020; 12 – 13.09.2020; 14 – 25.09.2020; 26 – 27.09.2020; 28 – 30.09.2020;
  - ✓ export Hungary: 01 – 06.09.2020; 07 – 11.09.2020; 12 – 18.09.2020; 19 – 20.09.2020; 21 – 25.09.2020; 26 – 27.09.2020; 28 – 30.09.2020;
  - ✓ import/export Bulgaria\*: 01 – 30.09.2020;
  - ✓ import Serbia: 01 – 06.09.2020; 07 – 11.09.2020; 12 – 13.09.2020; 14 – 25.09.2020; 26 – 27.09.2020; 28 – 30.09.2020;
  - ✓ export Serbia: 01 – 06.09.2020; 07 – 11.09.2020; 12 – 13.09.2020; 14 – 20.09.2020; 21 – 25.09.2020; 26 – 27.09.2020; 28 – 30.09.2020;
  - ✓ import Ukraine: 01 – 06.09.2020; 12 – 13.09.2020; 14 – 25.09.2020; 26 – 30.09.2020;
  - ✓ export Ukraine: 01 – 06.09.2020; 12 – 30.09.2020.
- In September 2020 there were no auctions held on Moldavian border. Between 07.09 – 11.09.2020, the 400 kV OHL Roșiori – Mukachevo was out of operation for planned maintenance program, so transfer capacity was not available on the Ukrainian border.

\* according to the allocation rules, monthly offered capacity was calculated taking into account the minimum of NTC's monthly values.

# Market for Allocation of Cross-Border Capacities



## Monthly auction Results of 01 – 30 September 2020

	Prices [euro/MWh]	Capacities [MW]								
	Results	TTC	NTC	ATC	AAC	Reserved	Offered	Requested	Alocated	Final Rights*
<b>Hungary export</b>										
01 - 06 September 2020	0.25	800	700	351	349	0	280	2092	280	629
07 - 11 September 2020	0.25	600	500	151	349	0	120	2092	116	465
12 - 18 September 2020	0.25	800	700	351	349	0	280	2092	280	629
19 - 20 September 2020	0.25	700	600	251	349	0	200	2092	195	544
21 - 25 September 2020	0.25	500	400	51	349	0	40	2092	34	383
26 - 27 September 2020	0.25	700	600	251	349	0	200	2092	195	544
28 - 30 September 2020	0.25	450	350	1	349	0	0	2092	0	349
<b>Hungary import</b>										
01 - 06 September 2020	0.38	600	500	150	350	0	120	2305	112	462
07 - 11 September 2020	0.38	500	400	50	350	0	40	2305	34	384
12 - 13 September 2020	0.38	700	600	250	350	0	200	2305	192	542
14 - 25 September 2020	0.38	800	700	350	350	0	280	2305	279	629
26 - 27 September 2020	0.38	650	550	200	350	0	160	2305	153	503
28 - 30 September 2020	0.38	700	600	250	350	0	200	2305	192	542
<b>Bulgaria export</b>										
01 - 06 September 2020	0.33	800	700	451	249	0	360	3019	360	609
07 - 30 September 2020	0.33	1000	900	651	249	0	360	3019	360	609
<b>Bulgaria import</b>										
01 - 06 September 2020	0.14	800	700	450	250	0	360	2871	359	609
07 - 30 September 2020	0.14	1000	900	650	250	0	360	2871	359	609

Notes:

ATC values on Hungarian and Bulgarian borders are calculated before the reservation of capacity. Offered capacity includes reservation and returned capacity.

Requested = requested capacity that remains after automatic rejection of the offers with credit limit exceeded

Final rights = monthly allocated capacity + yearly allocated capacity after returns and withdrawals.



Transelectrica®

Societate Administrată în Sistem Dualist

# Market for Allocation of Cross-Border Capacities

## Monthly auction Results of 01 – 30 September 2020

	Prices [euro/MWh]	Capacities [MW]								
	Results	TTC	NTC	ATC	AAC	Reserved	Offered	Requested	Allocated	Final Rights*
<b>Serbia export</b>										
01 - 06 September 2020	0.17	600	500	250	250	-	250	539	250	500
07 - 11 September 2020	0.26	500	400	150	250	-	150	529	150	400
12 - 13 September 2020	0.19	550	450	200	250	-	200	529	200	450
14 - 20 September 2020	0.23	500	400	150	250	-	150	532	150	400
21 - 25 September 2020	0.38	400	300	50	250	-	50	244	50	300
26 - 27 September 2020	0.23	500	400	150	250	-	150	507	150	400
28 - 30 September 2020	0.23	450	350	100	250	-	100	394	100	350
<b>Serbia import</b>										
01 - 06 September 2020	0.27	550	450	200	250	-	200	508	200	450
07 - 11 September 2020	0.44	450	350	100	250	-	100	418	100	350
12 - 13 September 2020	0.17	700	600	350	250	-	350	598	350	600
14 - 25 September 2020	0.11	800	700	450	250	-	450	608	450	700
26 - 27 September 2020	0.22	600	500	250	250	-	250	528	250	500
28 - 30 September 2020	0.21	650	550	300	250	-	300	628	300	550
<b>Ukraine export</b>										
01 - 06 September 2020	0.02	200	100	100	-	-	100	138	100	100
07 - 11 September 2020	-	0	0	-	-	-	-	-	-	-
12 - 30 September 2020	0.02	200	100	100	-	-	100	138	100	100
<b>Ukraine import</b>										
01 - 06 September 2020	0.03	300	200	200	-	-	200	275	200	200
07 - 11 September 2020	-	0	0	-	-	-	-	-	-	-
12 - 13 September 2020	0.04	200	100	100	-	-	100	175	100	100
14 - 25 September 2020	0.01	450	350	350	-	-	350	400	350	350
26 - 30 September 2020	0.04	200	100	100	-	-	100	225	100	100
<b>Moldavia export</b>										
01 - 30 September 2020	-	-	-	-	-	-	-	-	-	-
<b>Moldavia import</b>										
01 - 30 September 2020	-	-	-	-	-	-	-	-	-	-
RO_Vulcanesti	-	-	-	-	-	-	-	-	-	-
01 - 30 September 2020	-	-	-	-	-	-	-	-	-	-
RO_Costesti	-	-	-	-	-	-	-	-	-	-
01 - 30 September 2020	-	-	-	-	-	-	-	-	-	-
RO_Cioara	-	-	-	-	-	-	-	-	-	-

Notes:

Requested = requested capacity that remains after automatic rejection of the offers with credit limit exceeded

Final rights = monthly allocated capacity + yearly allocated capacity after returns and withdrawals.

Public

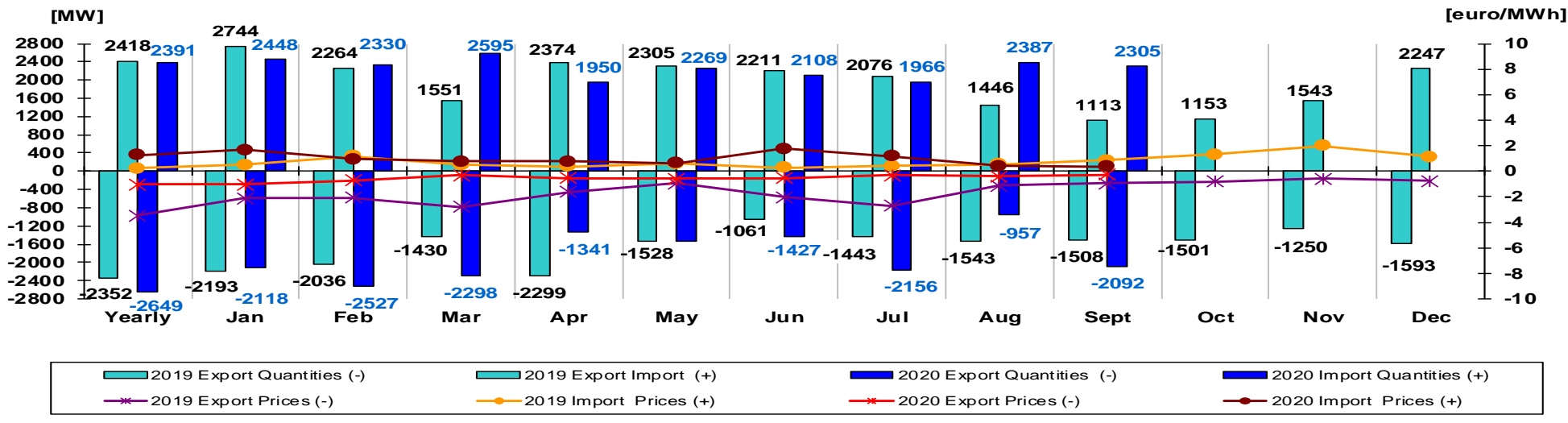
# Market for Allocation of Cross-Border Capacities



Transelectrica®

Societate Administrată în Sistem Dualist

Weighted average of requested capacities correlated with auction clearing price (weighted with allocated capacities) on Hungarian border



Border	Yearly	Jan. 20	Feb.20	Mar.20	Apr.20	May 20	Jun. 20	Jul. 20	Aug. 20	Sept. 20	Oct. 20	Nov.20	Dec. 20
Hungary export	1.03	1.05	0.72	0.33	0.54	0.58	0.53	0.33	0.40	0.25			
Hungary import	1.28	1.67	0.96	0.78	0.77	0.64	1.77	1.18	0.43	0.38			

Border	Yearly	Jan. 19	Feb.19	Mar.19	Apr.19	May 19	Jun. 19	Jul. 19	Aug. 19	Sept. 19	Oct. 19	Nov.19	Dec. 19
Hungary export	3.46	2.14	2.07	2.81	1.61	0.96	2.02	2.71	1.13	0.94	0.81	0.57	0.75
Hungary import	0.24	0.51	1.19	0.49	0.37	0.59	0.27	0.42	0.56	0.87	1.31	2.00	1.13

- Compared with previous year, in September 2020 the auction price decreased on export direction, while offered capacity and requested capacity were higher. On import direction, monthly auction price decreased compared with similar period of previous year, while offered capacity and requested capacity were higher.



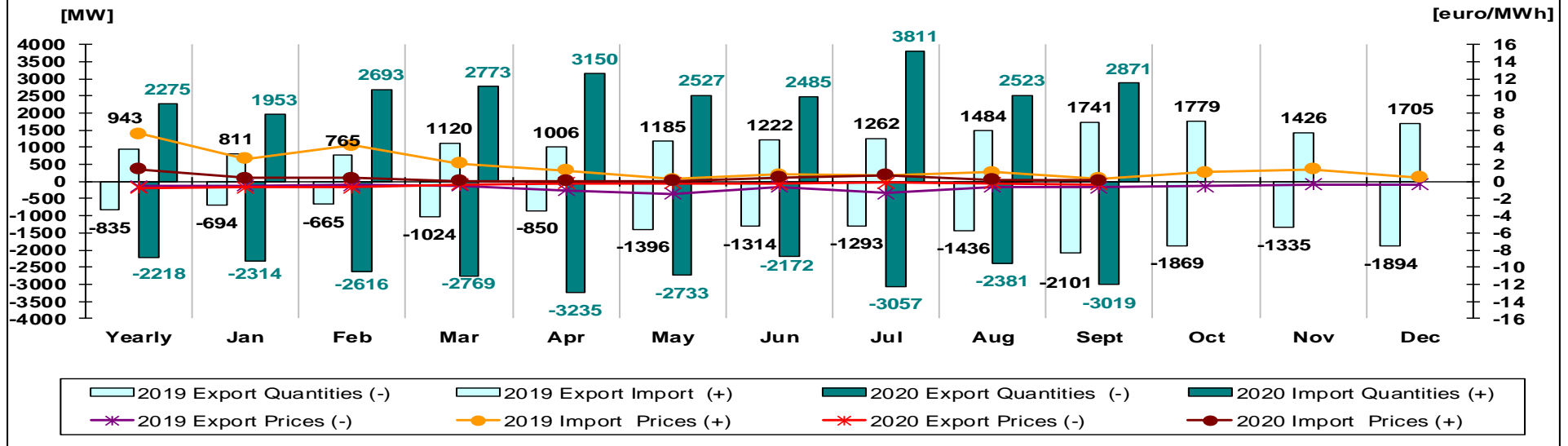


Transelectrica®

Societate Administrată în Sistem Dualist

# Market for Allocation of Cross-Border Capacities

Weighted average of requested capacities correlated with auction clearing price (weighted with allocated capacities) on Bulgarian border



Border	Yearly	Jan. 20	Feb.20	Mar.20	Apr.20	May 20	Jun. 20	Jul. 20	Aug. 20	Sept. 20	Oct. 20	Nov.20	Dec. 20
Bulgaria export	0.77	0.71	0.68	0.35	0.18	0.19	0.25	0.14	0.20	0.33			
Bulgaria import	1.43	0.41	0.40	0.09	0.07	0.09	0.51	0.73	0.24	0.14			

Border	Yearly	Jan. 19	Feb.19	Mar.19	Apr.19	May 19	Jun. 19	Jul. 19	Aug. 19	Sept. 19	Oct. 19	Nov.19	Dec. 19
Bulgaria export	0.51	0.47	0.44	0.46	1.03	1.45	0.58	1.36	0.61	0.71	0.51	0.37	0.35
Bulgaria import	5.60	2.67	4.24	2.09	1.27	0.27	0.82	0.68	1.11	0.31	1.11	1.42	0.51

- Compared with previous year, in September 2020 the auction price decreased on export direction, while offered capacity and requested capacity were higher. On import direction, monthly auction price decreased compared with similar period of previous year, while offered capacity and requested capacity were higher.

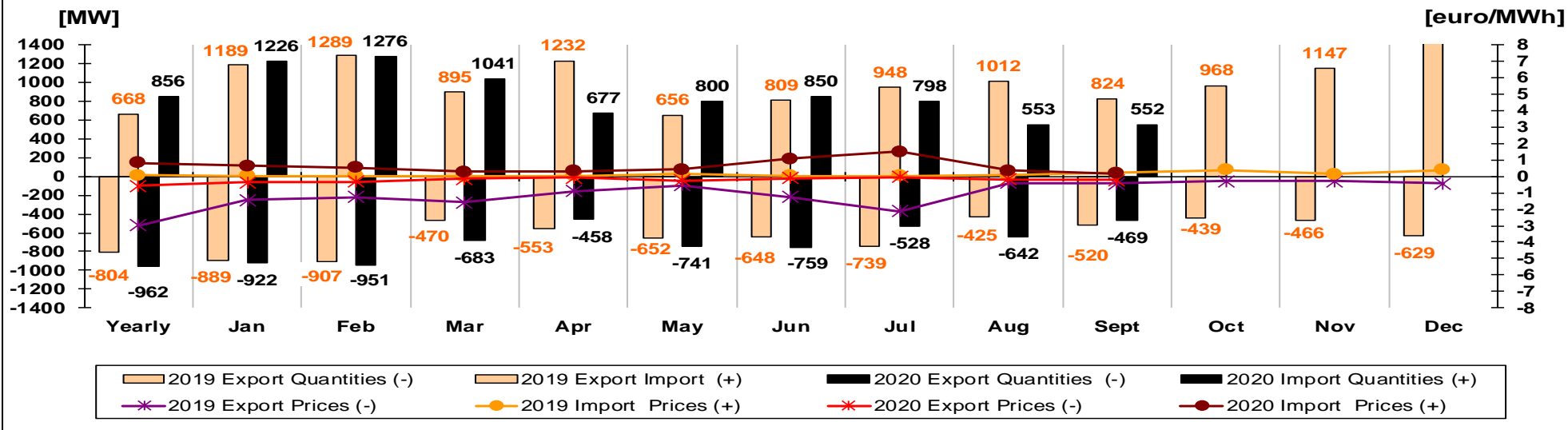
# Market for Allocation of Cross-Border Capacities



Transelectrica®

Societate Administrată în Sistem Dualist

Weighted average of requested capacities correlated with auction clearing price (weighted with allocated capacities) on Serbian border



Border	Yearly	Jan. 20	Feb.20	Mar.20	Apr.20	May 20	Jun. 20	Jul. 20	Aug. 20	Sept. 20	Oct. 20	Nov.20	Dec. 20
Serbia export	0.56	0.36	0.32	0.13	0.07	0.24	0.12	0.05	0.16	0.22			
Serbia import	0.82	0.66	0.52	0.29	0.32	0.43	1.08	1.50	0.35	0.17			

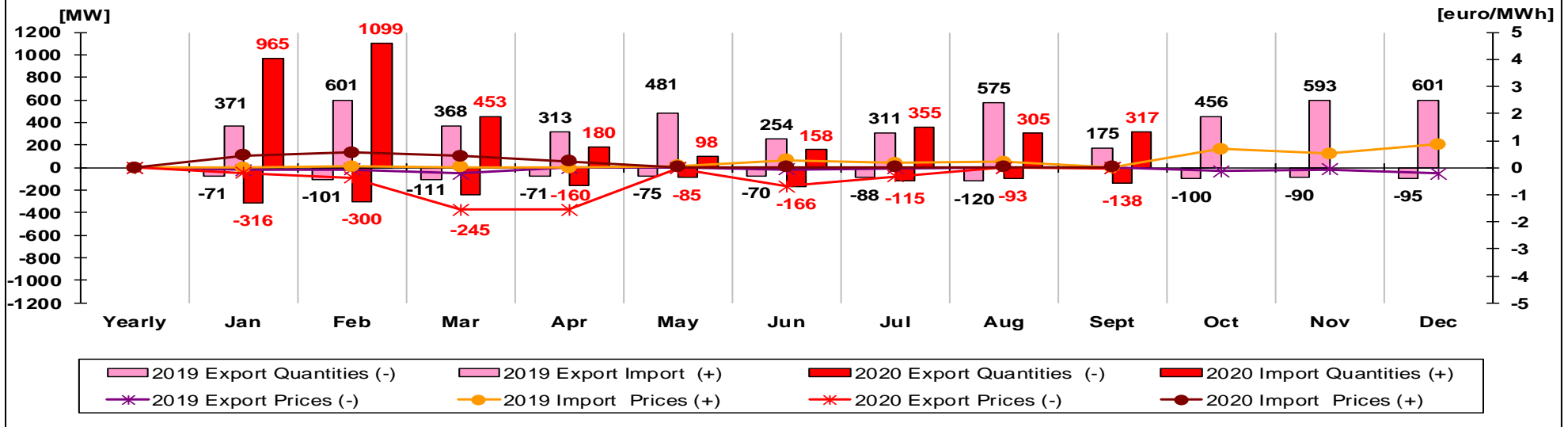
Border	Yearly	Jan. 19	Feb.19	Mar.19	Apr.19	May 19	Jun. 19	Jul. 19	Aug. 19	Sept. 19	Oct. 19	Nov.19	Dec. 19
Serbia export	2.97	1.42	1.27	1.58	0.88	0.55	1.24	2.13	0.38	0.45	0.28	0.29	0.43
Serbia import	0.07	0.03	0.03	0.01	0.03	0.16	0.04	0.03	0.06	0.21	0.39	0.13	0.41

- Compared with previous year, in September 2020 the auction price decreased on export direction, while offered capacity and requested capacity were lower. On import direction monthly auction price decreased, while offered capacity was higher and requested capacity was lower.

# Market for Allocation of Cross-Border Capacities



Weighted average of requested capacities correlated with auction clearing price (weighted with allocated capacities) on Ukrainian border



Border	Yearly	Jan. 20	Feb.20	Mar.20	Apr.20	May 20	Jun. 20	Jul. 20	Aug. 20	Sept. 20	Oct. 20	Nov.20	Dec. 20
Ukraine export	-	0.20	0.37	1.55	1.55	0.02	0.69	0.32	0.01	0.02			
Ukraine import	-	0.45	0.55	0.44	0.23	0.02	0.03	0.02	0.02	0.02			

Border	Yearly	Jan. 19	Feb.19	Mar.19	Apr.19	May 19	Jun. 19	Jul. 19	Aug. 19	Sept. 19	Oct. 19	Nov.19	Dec. 19
Ukraine export	-	0.08	0.07	0.22	0.01	0.00	0.07	0.02	0.01	-	0.13	0.07	0.21
Ukraine import	-	0.00	0.04	0.02	0.00	0.06	0.29	0.18	0.21	0.01	0.68	0.527	0.85

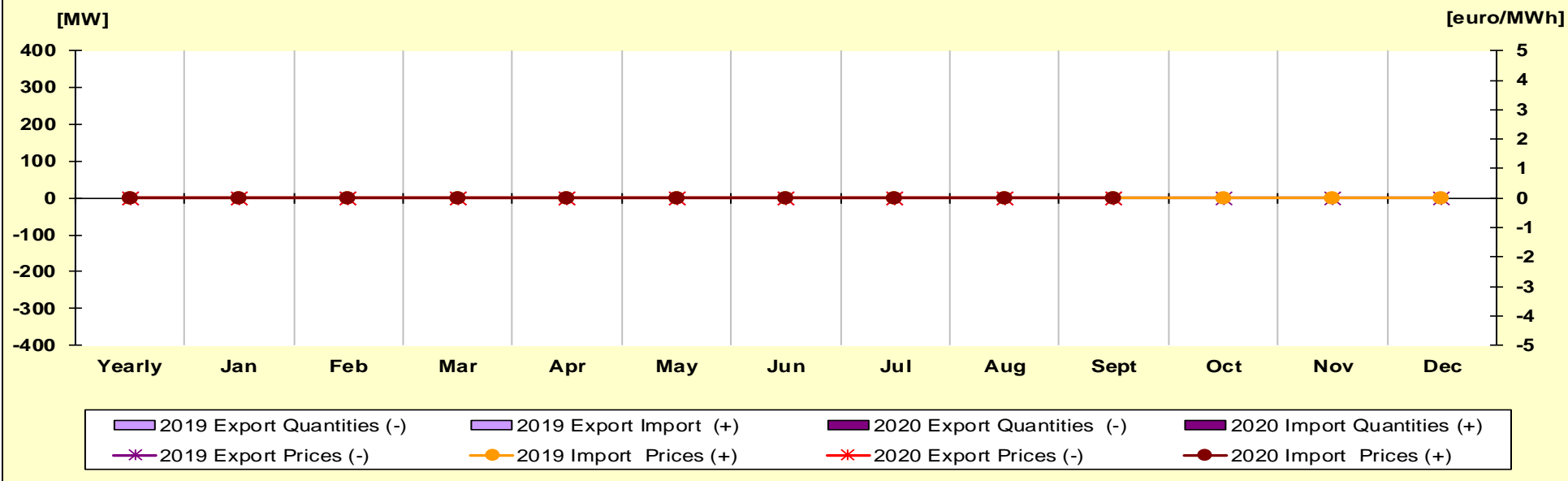
- Compared with previous year, in September 2020 the auction price was low on import direction, while offered capacity and requested capacity were higher. Unlike September 2019, in 2020 there was offered and requested capacity on export direction, but the auction price was low.

# Market for Allocation of Cross-Border Capacities



Transelectrica®  
Societate Administrată în Sistem Dualist

Weighted average of requested capacities correlated with auction clearing price (weighted with allocated capacities) on Moldavian border



Border	Yearly	Jan. 20	Feb.20	Mar.20	Apr.20	May 20	Jun. 20	Jul. 20	Aug. 20	Sept. 20	Oct. 20	Nov.20	Dec. 20
Moldavia export	-	-	-	-	-	-	-	-	-	-			
Moldavia import	-	-	-	-	-	-	-	-	-	-			

Border	Yearly	Jan. 19	Feb.19	Mar.19	Apr.19	May 19	Jun. 19	Jul. 19	Aug. 19	Sept. 19	Oct. 19	Nov.19	Dec. 19
Moldavia export	-	-	-	-	-	-	-	-	-	-	-	-	-
Moldavia import	-	-	-	-	-	-	-	-	-	-	-	-	-

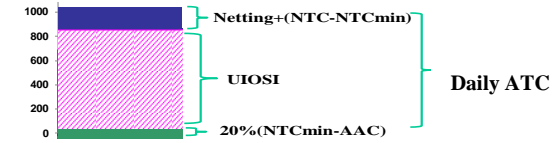


**Transelectrica®**  
Societate Administrată în Sistem Dualist

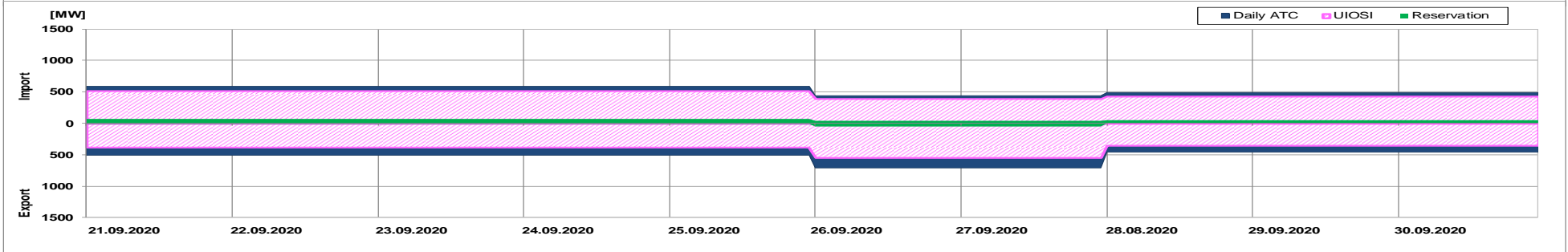
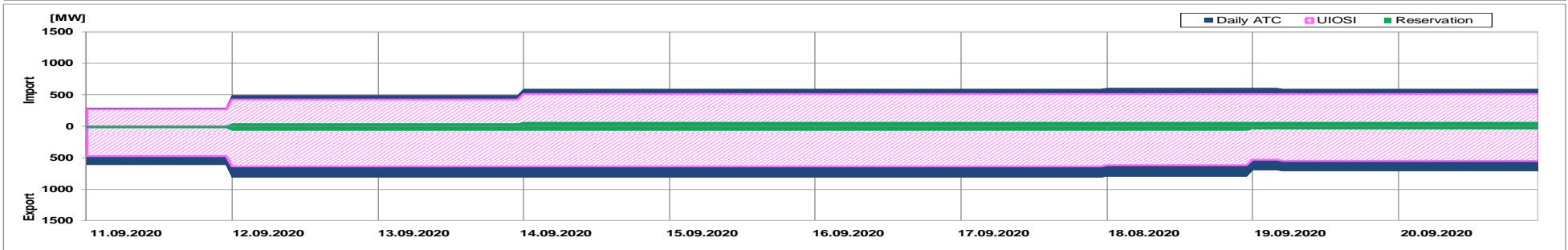
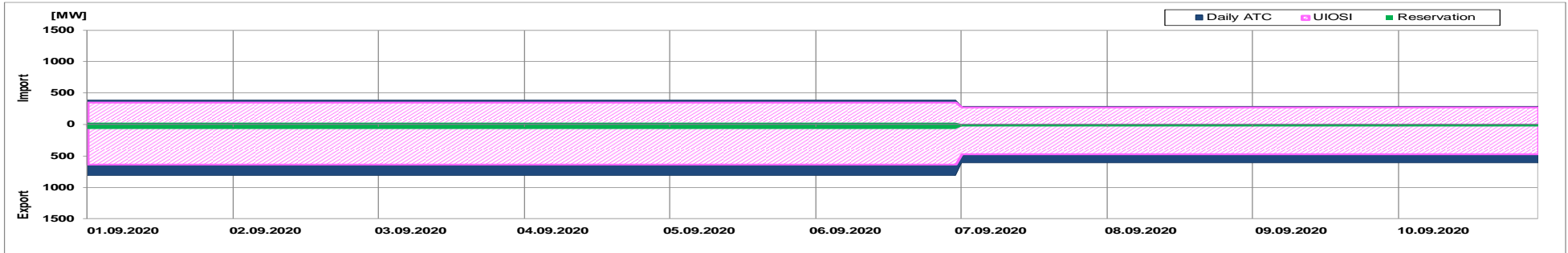
# Market for Allocation of Cross-Border Capacities

## Daily implicit Auctions on Romanian – Hungarian border

Reserved Capacity [MW] average value		Unused Capacity [MW] average value	
RO-HU	HU-RO	RO-HU	HU-RO
45	47	521	422



Hungary September 2020





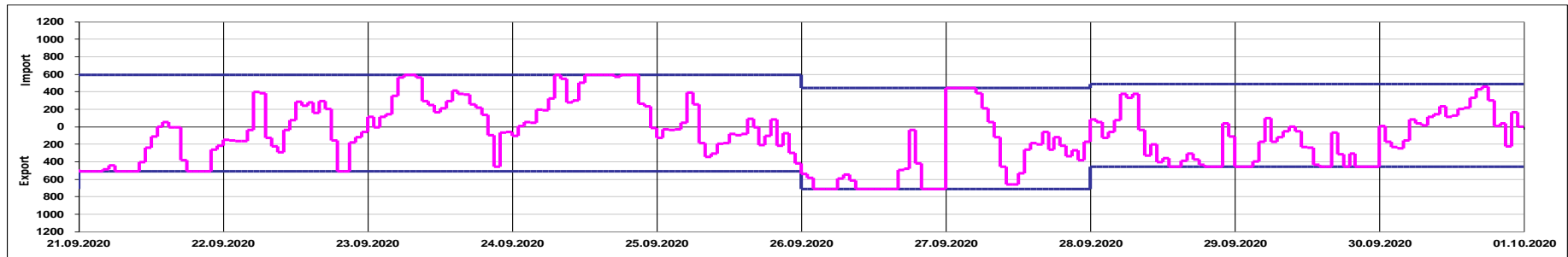
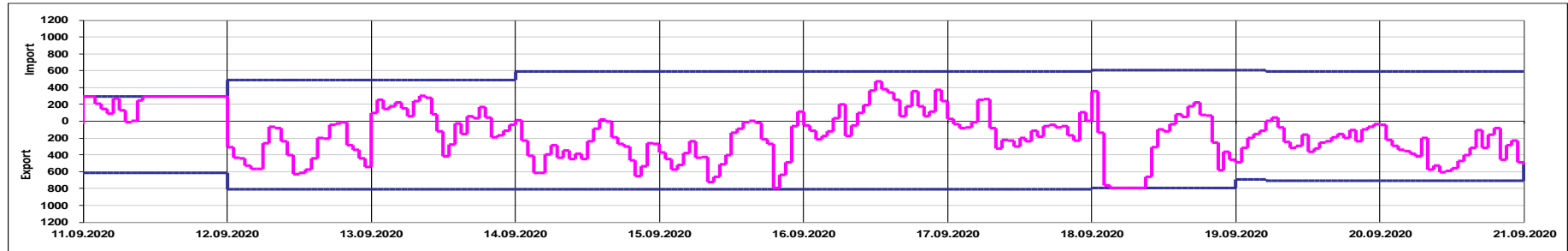
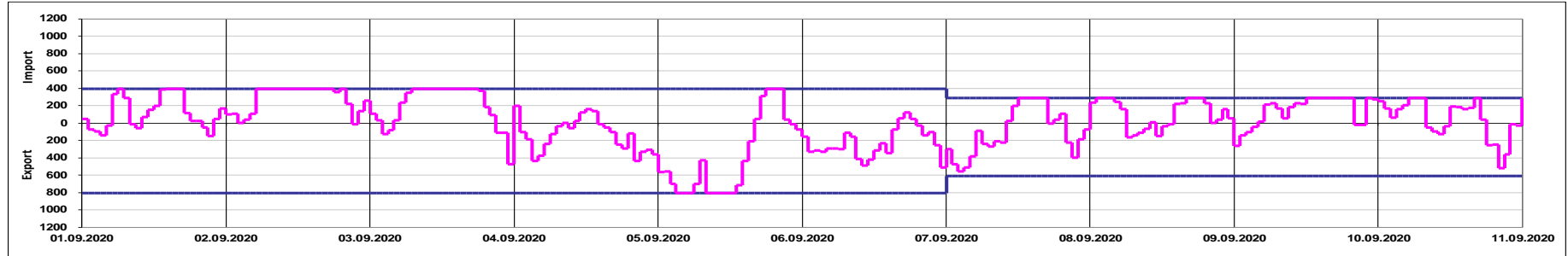
Transelectrica®

Societate Administrată în Sistem Dualist

# Market for Allocation of Cross-Border Capacities

## Daily implicit Auctions on Romanian – Hungarian border

Hungary September 2020



Offered Capacity on Daily Auction [MW]

Net Position Border RO - HU [MWh]

Public



**Transelectrica®**  
Societate Administrată în Sistem Dualist

# Market for Allocation of Cross-Border Capacities

## Daily implicit Auctions on Romanian – Hungarian border

### DAM Prices RO [Euro/MWh]

Day	1	2	3	4	5	6	7	8	9	10	11	12	13	14	15	16	17	18	19	20	21	22	23	24	Max
1	42.88	39.49	36.86	36.09	36.42	40.45	56.01	65.48	70.95	68.30	64.47	61.90	59.42	57.31	55.39	52.73	56.01	62.05	68.36	73.20	66.70	57.00	48.85	41.00	73.20
2	40.77	39.20	37.68	36.40	37.80	41.62	55.96	64.93	72.10	67.21	61.36	59.29	60.43	59.00	57.43	57.43	60.39	57.43	62.77	74.85	69.92	59.80	52.91	45.25	74.85
3	41.83	37.61	36.01	34.01	34.50	37.38	49.95	59.31	59.91	57.45	55.49	55.38	55.38	51.25	53.51	51.00	51.00	53.99	55.58	61.77	59.96	45.97	38.94	32.02	61.77
4	28.98	25.54	24.30	24.70	26.09	30.04	42.91	49.01	50.78	48.94	45.56	41.38	35.71	33.93	33.04	34.37	35.48	43.91	49.92	54.90	54.94	48.11	43.54	36.22	54.94
5	35.80	31.78	29.88	27.39	27.00	27.00	29.89	31.57	33.09	26.00	25.03	21.87	24.36	24.91	23.60	26.38	29.10	32.42	43.14	52.60	45.39	40.88	37.70	33.00	52.60
6	33.09	30.00	28.65	27.89	28.06	29.03	28.96	30.22	32.50	32.18	31.90	31.90	30.75	29.00	27.75	28.29	31.17	36.12	42.40	47.00	49.00	46.00	43.10	38.52	49.00
7	35.90	32.52	31.39	31.30	31.75	35.88	48.90	58.00	61.57	57.30	50.87	48.31	47.22	47.22	48.46	50.11	50.52	51.19	56.30	62.38	60.89	51.13	43.65	36.00	62.38
8	31.54	28.76	27.28	26.09	24.86	29.08	36.01	42.91	45.94	40.98	39.47	39.71	39.20	39.68	38.38	38.84	42.72	48.33	52.74	60.76	61.00	50.51	44.39	37.68	61.00
9	37.07	34.51	33.25	32.34	32.90	37.69	47.00	52.93	52.25	48.56	49.00	48.02	50.17	49.23	49.43	49.23	51.08	53.49	68.51	71.88	61.65	47.17	47.17	36.00	71.88
10	34.01	30.61	29.85	29.88	31.19	47.17	55.52	55.62	57.58	53.00	50.75	50.19	48.75	47.46	46.57	48.95	52.32	55.41	62.70	76.50	72.40	57.57	50.48	43.00	76.50
11	44.64	39.71	37.25	36.03	35.63	38.25	49.19	58.90	61.56	55.03	50.42	51.04	53.16	51.00	54.23	57.21	59.07	59.07	59.89	90.14	67.57	57.21	55.16	42.57	90.14
12	41.77	36.70	33.49	31.36	31.02	31.86	33.42	39.93	39.18	38.59	34.89	32.55	30.90	26.82	26.35	31.24	36.44	41.50	43.25	50.10	49.95	43.47	40.10	35.53	50.10
13	35.96	32.17	28.95	27.31	26.93	27.02	27.14	29.07	29.09	28.94	27.45	28.43	26.70	24.75	23.74	25.04	31.59	37.49	43.03	51.06	51.06	45.57	43.03	38.64	51.06
14	38.60	35.02	34.20	33.14	33.14	37.02	50.71	61.15	63.93	55.93	50.02	48.00	45.71	44.91	44.73	46.22	51.34	58.60	69.83	80.00	75.86	58.84	51.86	44.07	80.00
15	46.49	42.60	40.11	39.00	39.33	42.97	56.24	67.42	73.49	64.09	58.51	56.00	53.75	52.50	51.49	54.99	60.97	73.57	84.32	107.68	95.10	70.04	60.00	51.75	107.68
16	45.73	44.42	41.99	39.93	40.25	44.14	57.26	73.00	76.78	66.76	58.93	54.00	51.00	52.94	53.66	57.34	60.11	61.00	60.80	74.11	63.71	49.90	49.00	42.42	76.78
17	39.25	37.25	36.22	35.35	35.96	38.99	50.67	61.27	66.94	62.11	56.92	55.34	53.59	53.48	52.80	55.21	56.45	60.68	68.50	77.97	67.94	54.00	48.96	41.96	77.97
18	39.33	37.50	35.89	31.00	27.84	34.78	43.02	54.13	57.22	54.04	47.31	43.30	44.01	42.95	41.86	43.50	46.99	53.97	60.37	65.89	58.50	49.25	43.60	37.86	65.89
19	35.75	33.12	30.96	31.87	31.88	31.92	34.64	38.21	41.78	39.10	35.80	34.00	33.62	32.40	32.94	34.78	36.86	42.92	47.98	51.98	49.95	46.62	43.16	36.95	51.98
20	34.19	32.46	30.91	30.37	29.70	30.00	31.10	32.56	33.93	33.72	32.45	31.81	31.53	29.00	28.82	30.10	33.97	38.00	46.18	52.75	53.00	47.51	45.00	37.97	53.00
21	36.88	34.79	32.28	31.15	34.10	39.50	54.09	55.58	65.66	61.13	55.97	53.00	49.10	48.17	47.75	51.06	55.95	67.37	72.04	85.73	65.66	56.61	55.99	47.10	85.73
22	45.89	42.95	41.46	40.54	41.70	46.08	60.46	84.20	86.85	70.48	55.41	50.66	47.95	46.11	47.03	50.12	55.20	62.60	81.28	113.21	76.37	58.77	55.03	45.56	113.21
23	41.78	39.60	37.97	37.05	37.09	43.41	55.47	67.37	67.35	59.83	55.49	55.79	54.26	53.00	51.34	51.51	52.57	55.01	60.00	71.00	59.57	50.01	45.08	39.23	71.00
24	35.94	33.61	31.08	30.48	32.32	38.45	44.87	53.42	55.16	53.76	50.01	49.60	51.90	50.71	50.57	50.26	52.04	51.20	56.00	64.30	56.00	49.90	42.24	35.97	64.30
25	35.84	33.49	31.06	29.58	28.91	34.47	43.10	50.37	53.19	51.00	48.95	47.03	45.88	46.26	41.60	42.50	43.96	46.40	51.01	56.00	51.75	44.63	38.97	34.01	56.00
26	34.60	32.07	29.04	29.00	25.14	28.00	31.38	34.35	39.07	39.22	37.72	28.36	33.00	26.88	26.88	30.79	32.08	35.40	38.89	42.77	37.21	28.96	18.78	23.15	42.77
27	23.06	28.58	26.28	20.10	18.67	18.06	19.20	23.09	26.71	30.31	29.50	29.25	27.63	26.06	25.52	26.24	28.36	35.68	44.00	50.65	47.55	41.96	37.82	33.37	50.65
28	36.00	34.06	32.87	31.70	32.13	36.94	49.46	59.46	63.49	61.00	56.05	53.97	51.16	47.18	46.99	50.25	53.68	57.53	70.00	79.92	59.85	53.95	46.86	39.99	79.92
29	32.34	30.98	30.98	33.01	33.90	38.10	53.00	64.33	71.22	68.58	62.40	59.37	55.10	54.01	51.92	52.00	57.84	65.08	71.90	90.40	65.44	51.97	37.01	25.64	90.40
30	40.42	39.01	36.97	35.51	36.62	40.24	53.11	64.40	71.20	67.00	58.00	55.72	52.87	50.09	48.86	48.50	51.27	56.64	62.22	73.96	58.70	48.03	41.78	34.11	73.96

Average 45.85 EUR/MWh

September 2020



Transelectrica®  
Societate Administrată în Sistem Dualist

# Market for Allocation of Cross-Border Capacities

## Daily implicit Auctions on Romanian – Hungarian border

### Congestion Prices [Euro/MWh]

Day	1	2	3	4	5	6	7	8	9	10	11	12	13	14	15	16	17	18	19	20	21	22	23	24	Max
1	-	-	-	-	-	-	3.07	-	-	-	-	-	-	-	2.66	-	0.72	-	-	-	-	-	-	-	3.07
2	-	-	-	-	-	0.15	1.95	1.00	6.90	7.21	4.09	4.89	9.00	9.34	8.52	7.42	8.96	1.40	-	2.92	-	-	-	-	9.34
3	-	-	-	-	-	-	-	3.39	0.38	2.54	5.57	7.07	8.79	5.70	10.48	8.91	3.89	3.72	-	-	-	-	-	-	10.48
4	-	-	-	-	-	-	-	-	-	-	-	-	-	-	-	-	-	-	-	-	-	-	-	-	0.00
5	-	-	-	1.02	0.85	1.64	-	-	0.90	8.20	5.47	7.40	1.84	-	-	-	-	-	5.66	9.90	1.61	-	-	-	9.90
6	-	-	-	-	-	-	-	-	-	-	-	-	-	-	-	-	-	-	-	-	-	-	-	-	0.00
7	-	-	-	-	-	-	-	-	-	-	-	-	2.19	3.96	6.27	6.24	5.83	-	-	-	-	-	-	-	6.27
8	-	-	1.48	1.03	-	-	-	-	-	-	-	-	-	-	-	-	0.98	2.88	0.83	-	-	-	-	-	2.88
9	-	-	-	-	-	-	-	-	-	-	-	-	3.05	3.23	6.68	3.93	-	1.40	11.31	6.96	-	-	3.14	-	11.31
10	-	-	-	-	-	10.26	6.14	2.14	-	-	-	-	-	-	-	-	0.41	-	-	-	-	-	-	-	10.26
11	2.25	1.81	-	-	-	-	-	-	-	-	0.24	3.11	5.82	5.96	9.21	12.19	8.44	6.70	5.22	26.16	3.64	6.27	5.89	2.55	26.16
12	-	-	-	-	-	-	-	-	-	-	-	-	-	-	-	-	-	-	-	-	-	-	-	-	0.00
13	-	-	-	-	-	-	-	-	-	-	-	-	-	-	-	-	-	-	-	-	-	-	-	-	0.00
14	-	-	-	-	-	-	-	-	-	-	-	-	-	-	-	-	-	-	-	-	-	-	-	-	0.00
15	-	-	-	-	-	-	-	-	-	-	-	-	-	-	-	-	-	-	-	-	-	-	-	-	0.00
16	-	-	-	-	-	-	-	-	-	-	-	-	-	-	-	-	-	-	-	-	-	-	-	-	0.00
17	-	-	-	-	-	-	-	-	-	-	-	-	-	-	-	-	-	-	-	-	-	-	-	-	0.00
18	-	-	-	4.67	6.66	3.27	5.58	1.24	2.08	-	-	-	-	-	-	-	-	-	-	-	-	-	-	-	6.66
19	-	-	-	-	-	-	-	-	-	-	-	-	-	-	-	-	-	-	-	-	-	-	-	-	0.00
20	-	-	-	-	-	-	-	-	-	-	-	-	-	-	-	-	-	-	-	-	-	-	-	-	0.00
21	0.82	0.26	1.42	2.15	-	-	0.84	16.42	10.84	4.77	-	-	-	-	-	-	-	-	12.96	29.77	39.25	12.59	-	-	39.25
22	-	-	-	-	-	-	-	-	-	-	-	-	-	-	-	-	-	-	-	11.89	10.72	-	-	-	11.89
23	-	-	-	-	-	-	3.30	1.37	-	-	-	-	-	-	-	-	-	-	-	-	-	-	-	-	3.30
24	-	-	-	-	-	-	-	0.77	-	-	-	-	5.94	4.24	6.59	3.74	4.41	-	1.79	3.50	1.87	-	-	-	6.59
25	-	-	-	-	-	-	-	-	-	-	-	-	-	-	-	-	-	-	-	-	-	-	-	-	0.00
26	-	-	1	0.79	3.86	1.01	-	-	-	1.28	1.54	9.72	3.65	7.38	5.23	0.41	-	-	-	-	1.88	4.28	10.24	1.40	10.24
27	2.60	11.77	8.79	3.10	1.72	-	-	-	-	-	-	-	-	-	-	-	-	-	-	-	-	-	-	-	11.77
28	-	-	-	-	-	-	-	-	-	-	-	-	-	2.77	2.71	-	-	-	-	4.58	15.15	-	-	-	15.15
29	5.65	4.44	3.32	-	-	-	-	-	-	-	-	-	-	-	0.88	2.10	-	-	2.14	-	6.51	2.49	10.43	14.85	14.85
30	-	-	-	-	-	-	-	-	-	-	-	-	-	-	-	-	-	-	-	-	-	-	-	-	0.00

Average 5.33 EUR/MWh

September 2020



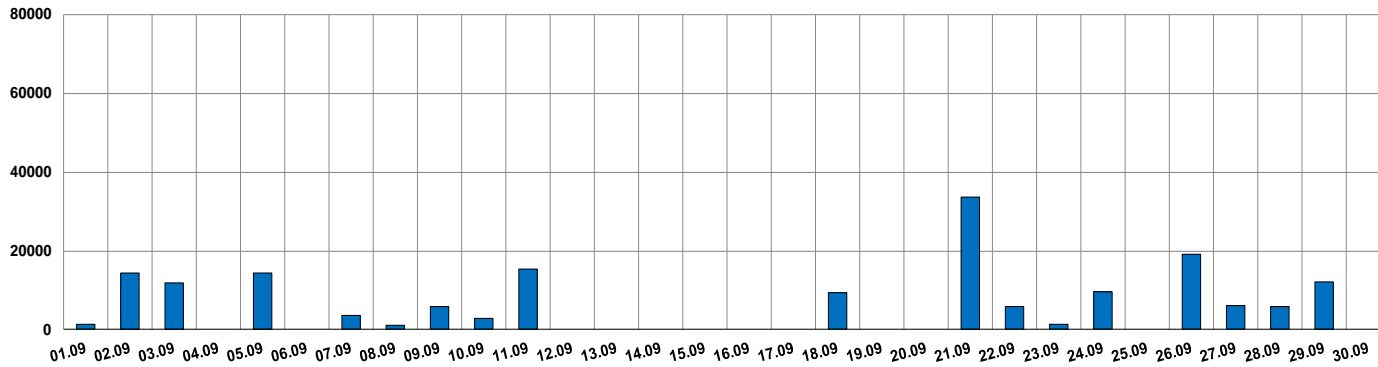


**Transelectrica®**  
Societate Administrată în Sistem Dualist

# Market for Allocation of Cross-Border Capacities

## Daily implicit Auctions on Romanian – Hungarian border

Congestion Income RO



Day	Congestion Income border RO-HU [Euro]	Congestion Income RO [Euro]
01.09	2516	1258
02.09	28763	14381
03.09	23572	11786
04.09	0	0
05.09	28826	14413
06.09	0	0
07.09	7102	3551
08.09	2088	1044
09.09	11513	5757
10.09	5496	2748
11.09	30583	15292
12.09	0	0
13.09	0	0
14.09	0	0
15.09	0	0
16.09	0	0
17.09	0	0
18.09	18683	9341
19.09	0	0
20.09	0	0
21.09	67366	33683
22.09	11531	5766
23.09	2755	1378
24.09	19382	9691
25.09	0	0
26.09	38084	19042
27.09	12311	6156
28.09	11597	5798
29.09	24293	12146
30.09	0	0
Total	346458	173229

Daily Income [Euro]		Remuneration UIOSI [Euro]	
RO-HU	HU-RO	RO-HU	HU-RO
193682	152776	147273	139667
<b>346458</b>		<b>286940</b>	

TSO Income (Z-R) [Euro]	RO TSO Income (Z-R) [Euro]
<b>59518</b>	<b>29759</b>



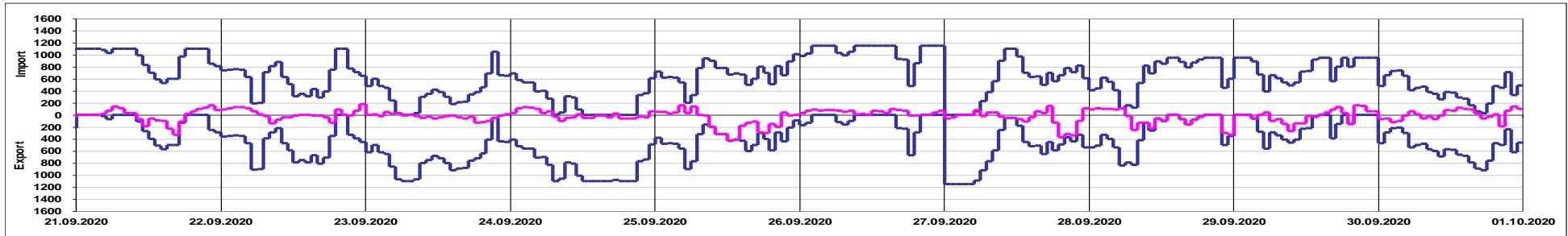
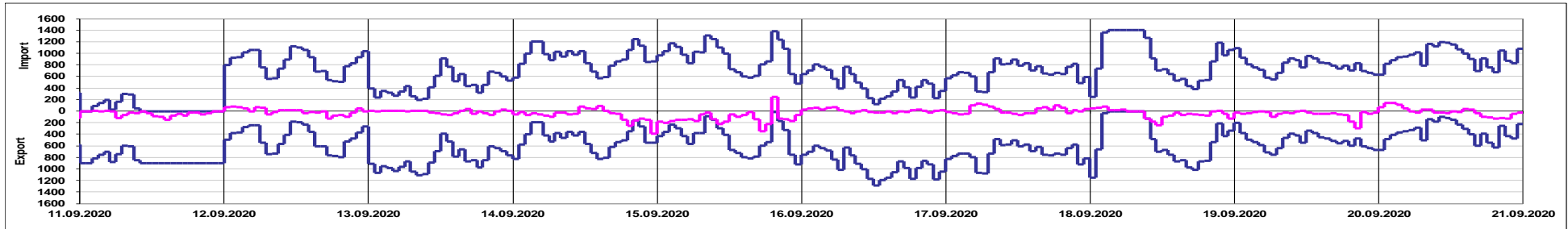
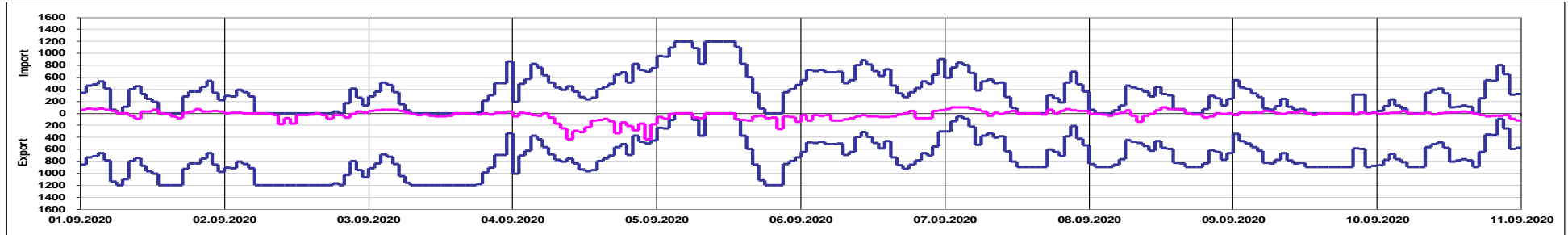
Transelectrica®

Societate Administrată în Sistem Dualist

# Market for Allocation of Cross-Border Capacities

## Implicit Intraday Auctions on Romanian – Hungarian border

Hungary September 2020



Offered Capacity on Intraday Auction [MW]

Net Position border RO - HU [MWh]

Public

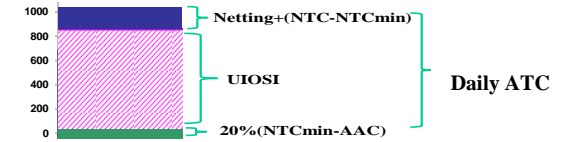


**Transelectrica®**  
Societate Administrată în Sistem Dualist

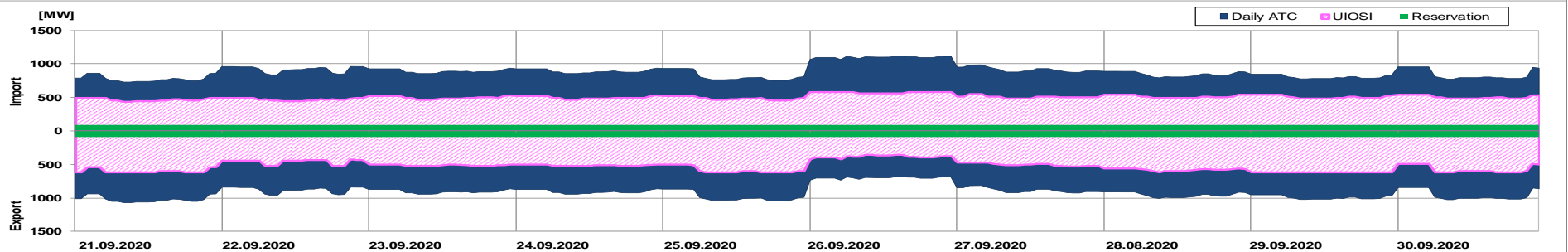
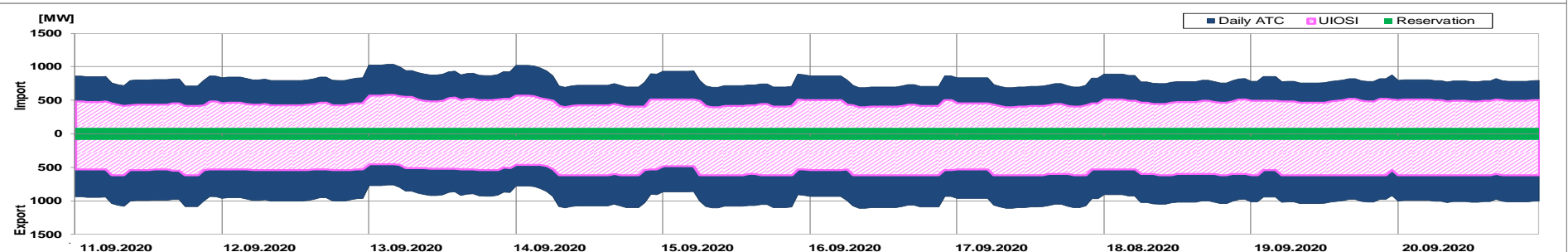
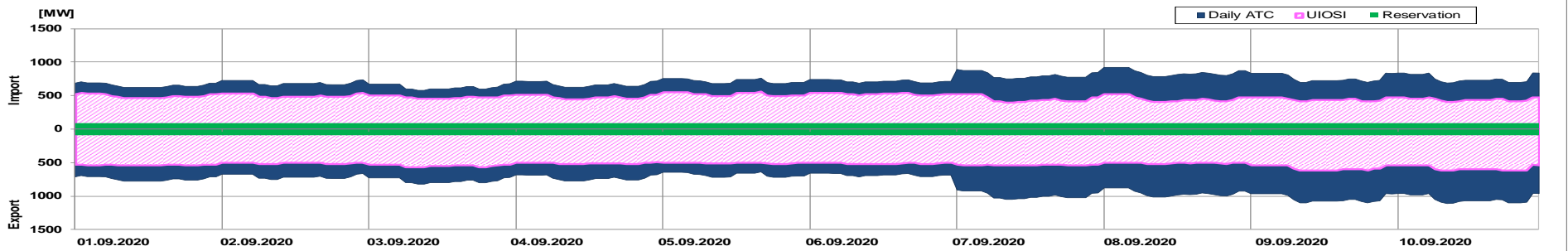
# Market for Allocation of Cross-Border Capacities

## Daily Auctions on Romanian – Bulgarian border

Reserved Capacity [MW] average value		Unused Capacity [MW] average value	
RO-BG	BG-RO	RO-BG	BG-RO
91	90	540	484



Bulgaria September 2020



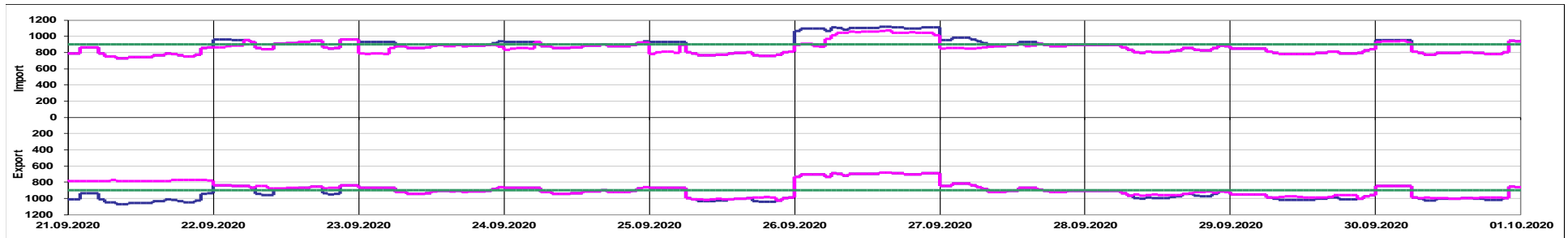
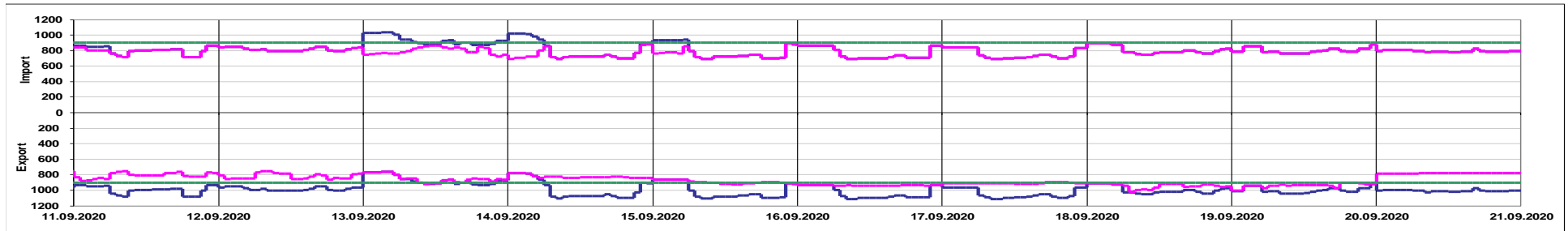
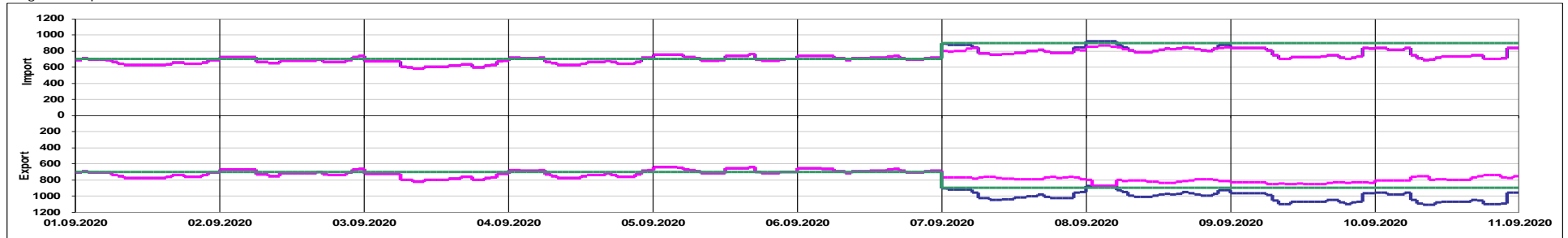


Transelectrica®  
Societate Administrată în Sistem Dualist

# Market for Allocation of Cross-Border Capacities

## Daily Auctions on Romanian – Bulgarian border

Bulgaria September 2020



Offered Capacity on Daily Auction Import (+) / Export (-) [MW]

Allocated Capacity on Daily Auction Import (+) / Export (-) [MW]

Net Transfer Capacity (NTC) Import (+) / Export (-) [MW]

Public

# Market for Allocation of Cross-Border Capacities

## Daily Auctions on Romanian – Bulgarian border



Transelectrica®

Societate Administrată în Sistem Dualist

### Auction Price [Euro/MWh] – Export

Day	1	2	3	4	5	6	7	8	9	10	11	12	13	14	15	16	17	18	19	20	21	22	23	24	Max	
1	0.08	0.08	0.08	0.08	0.08	0.08	0.06	0.06	0.06	0.06	0.06	0.06	0.06	0.06	0.06	0.06	0.08	0.06	0.06	0.06	0.06	0.06	0.08	0.09	0.09	0.09
2	0.06	0.06	0.06	0.06	0.06	0.06	0.05	0.05	0.04	0.04	0.05	0.05	0.05	0.05	0.05	0.05	0.05	0.04	0.04	0.04	0.04	0.06	0.06	0.06	0.06	0.06
3	0.06	0.08	0.06	0.06	0.06	0.06	0.05	0.05	0.04	0.05	0.05	0.05	0.05	0.05	0.05	0.05	0.06	0.06	0.05	0.05	0.05	0.06	0.06	0.06	0.06	0.08
4	0.23	0.23	0.19	0.19	0.19	0.23	0.08	0.08	0.08	0.08	0.08	0.08	0.08	0.08	0.08	0.08	0.10	0.08	0.08	0.08	0.10	0.16	0.17	0.17	0.23	
5	0.63	0.63	0.66	0.66	0.66	0.56	0.55	0.34	0.26	0.26	0.63	0.63	0.66	0.66	0.66	0.66	0.69	0.26	0.21	0.21	0.17	0.21	0.23	0.25	0.69	
6	0.08	0.08	0.15	0.15	0.15	0.10	0.08	0.08	0.08	0.07	0.08	0.08	0.08	0.08	0.08	0.08	0.11	0.05	0.05	0.05	0.05	0.05	0.05	0.07	0.15	
7	0.00	0.00	0.00	0.00	0.00	0.00	0.00	0.00	0.00	0.00	0.00	0.00	0.00	0.00	0.00	0.00	0.00	0.00	0.00	0.00	0.00	0.00	0.00	0.00	0.00	
8	0.00	0.01	0.01	0.01	0.01	0.00	0.00	0.00	0.00	0.00	0.00	0.00	0.00	0.00	0.00	0.00	0.00	0.00	0.00	0.00	0.00	0.00	0.00	0.00	0.01	
9	0.00	0.00	0.00	0.00	0.00	0.00	0.00	0.00	0.00	0.00	0.00	0.00	0.00	0.00	0.00	0.00	0.00	0.00	0.00	0.00	0.00	0.00	0.00	0.00	0.00	
10	0.00	0.00	0.00	0.00	0.00	0.00	0.00	0.00	0.00	0.00	0.00	0.00	0.00	0.00	0.00	0.00	0.00	0.00	0.00	0.00	0.00	0.00	0.00	0.00	0.00	
11	0.00	0.00	0.00	0.00	0.00	0.00	0.00	0.00	0.00	0.00	0.00	0.00	0.00	0.00	0.00	0.00	0.00	0.00	0.00	0.00	0.00	0.00	0.00	0.00	0.00	
12	0.00	0.00	0.00	0.00	0.00	0.00	0.00	0.00	0.00	0.00	0.00	0.00	0.00	0.00	0.00	0.00	0.00	0.00	0.00	0.00	0.00	0.00	0.00	0.00	0.00	
13	0.08	0.08	0.08	0.08	0.08	0.08	0.00	0.00	0.00	0.05	0.00	0.00	0.00	0.00	0.05	0.00	0.08	0.00	0.00	0.00	0.00	0.00	0.00	0.00	0.08	
14	0.06	0.06	0.06	0.05	0.02	0.00	0.00	0.00	0.00	0.00	0.00	0.00	0.00	0.00	0.00	0.00	0.00	0.00	0.00	0.00	0.00	0.00	0.00	0.00	0.06	
15	0.02	0.02	0.02	0.02	0.02	0.02	0.00	0.00	0.00	0.00	0.00	0.00	0.00	0.00	0.00	0.00	0.00	0.00	0.00	0.00	0.00	0.00	0.02	0.02	0.02	
16	0.02	0.02	0.02	0.02	0.02	0.02	0.00	0.00	0.00	0.00	0.00	0.00	0.00	0.00	0.00	0.00	0.00	0.00	0.00	0.00	0.00	0.00	0.02	0.02	0.02	
17	0.00	0.00	0.00	0.00	0.00	0.00	0.00	0.00	0.00	0.00	0.00	0.00	0.00	0.00	0.00	0.00	0.00	0.00	0.00	0.00	0.00	0.00	0.00	0.00	0.00	
18	0.02	0.02	0.02	0.02	0.02	0.02	0.00	0.00	0.00	0.00	0.00	0.00	0.00	0.00	0.00	0.00	0.00	0.00	0.00	0.00	0.00	0.00	0.00	0.00	0.02	
19	0.00	0.00	0.01	0.01	0.01	0.00	0.00	0.00	0.00	0.00	0.00	0.00	0.00	0.00	0.00	0.00	0.00	0.00	0.00	0.00	0.00	0.00	0.00	0.01	0.01	
20	0.00	0.00	0.00	0.00	0.00	0.00	0.00	0.00	0.00	0.00	0.00	0.00	0.00	0.00	0.00	0.00	0.00	0.00	0.00	0.00	0.00	0.00	0.00	0.00	0.00	
21	0.00	0.00	0.00	0.00	0.00	0.00	0.00	0.00	0.00	0.00	0.00	0.00	0.00	0.00	0.00	0.00	0.00	0.00	0.00	0.00	0.00	0.00	0.00	0.00	0.00	
22	0.01	0.01	0.01	0.01	0.01	0.01	0.01	0.00	0.00	0.00	0.00	0.00	0.00	0.00	0.01	0.01	0.01	0.01	0.00	0.00	0.00	0.01	0.01	0.01	0.01	
23	0.02	0.05	0.05	0.05	0.05	0.05	0.02	0.05	0.02	0.02	0.02	0.02	0.05	0.05	0.05	0.05	0.05	0.02	0.02	0.02	0.02	0.05	0.05	0.05	0.05	
24	0.02	0.06	0.10	0.10	0.10	0.05	0.02	0.02	0.01	0.01	0.01	0.01	0.01	0.02	0.02	0.02	0.02	0.01	0.01	0.01	0.01	0.02	0.02	0.05	0.10	
25	0.05	0.05	0.05	0.05	0.05	0.05	0.01	0.01	0.00	0.00	0.00	0.00	0.01	0.01	0.01	0.01	0.01	0.00	0.00	0.00	0.00	0.01	0.01	0.01	0.05	
26	0.28	0.50	0.50	0.50	0.29	0.27	0.28	0.29	0.42	0.50	0.50	0.50	0.68	0.69	0.69	0.69	0.78	0.50	0.45	0.29	0.25	0.45	0.52	0.59	0.78	
27	0.60	0.60	0.60	0.60	0.65	0.40	0.31	0.13	0.05	0.05	0.05	0.07	0.07	0.37	0.31	0.31	0.09	0.02	0.02	0.01	0.01	0.02	0.02	0.02	0.65	
28	0.05	0.05	0.05	0.05	0.05	0.05	0.02	0.01	0.00	0.00	0.00	0.00	0.00	0.00	0.00	0.00	0.01	0.00	0.00	0.00	0.00	0.00	0.03	0.03	0.05	
29	0.03	0.03	0.03	0.03	0.03	0.04	0.02	0.00	0.00	0.00	0.00	0.00	0.00	0.00	0.00	0.00	0.00	0.00	0.00	0.00	0.00	0.00	0.01	0.03	0.03	0.04
30	0.06	0.06	0.06	0.06	0.08	0.08	0.01	0.00	0.00	0.00	0.00	0.00	0.00	0.01	0.03	0.01	0.00	0.00	0.00	0.00	0.00	0.01	0.10	0.20	0.20	

Bulgaria

September 2020



Transelectrica®

Societate Administrată în Sistem Dualist

# Market for Allocation of Cross-Border Capacities

## Daily Auctions on Romanian – Bulgarian border

### Auction Price [Euro/MWh] – Import

Day	1	2	3	4	5	6	7	8	9	10	11	12	13	14	15	16	17	18	19	20	21	22	23	24	Max
1	0.05	0.05	0.05	0.05	0.05	0.05	0.05	0.21	0.35	0.28	0.28	0.19	0.19	0.19	0.10	0.10	0.08	0.09	0.09	0.10	0.10	0.09	0.05	0.05	0.35
2	0.05	0.05	0.05	0.05	0.05	0.05	0.06	0.05	0.09	0.09	0.05	0.05	0.05	0.05	0.05	0.05	0.05	0.05	0.05	0.05	0.07	0.07	0.05	0.04	0.09
3	0.07	0.07	0.07	0.05	0.05	0.05	0.33	0.41	0.51	0.51	0.41	0.51	0.41	0.41	0.33	0.33	0.33	0.33	0.38	0.41	0.33	0.25	0.05	0.05	0.51
4	0.05	0.05	0.05	0.05	0.05	0.05	0.05	0.05	0.05	0.05	0.05	0.05	0.05	0.05	0.05	0.05	0.05	0.05	0.05	0.05	0.10	0.05	0.05	0.05	0.10
5	0.05	0.05	0.05	0.05	0.05	0.05	0.05	0.06	0.10	0.12	0.12	0.12	0.05	0.05	0.05	0.05	0.05	0.06	0.12	0.12	0.12	0.12	0.06	0.06	0.12
6	0.02	0.05	0.05	0.05	0.05	0.05	0.05	0.05	0.05	0.05	0.10	0.10	0.10	0.10	0.05	0.05	0.05	0.10	0.10	0.21	0.21	0.19	0.10	0.10	0.21
7	0.00	0.00	0.00	0.00	0.00	0.00	0.26	0.58	0.58	0.58	0.38	0.40	0.25	0.21	0.11	0.11	0.26	0.26	0.11	0.26	0.26	0.11	0.00	0.00	0.58
8	0.00	0.00	0.00	0.00	0.00	0.00	0.00	0.02	0.02	0.02	0.02	0.02	0.02	0.02	0.02	0.02	0.01	0.01	0.02	0.02	0.02	0.01	0.00	0.00	0.02
9	0.05	0.05	0.05	0.05	0.05	0.05	0.05	0.16	0.12	0.13	0.12	0.12	0.12	0.12	0.12	0.10	0.09	0.09	0.10	0.12	0.12	0.12	0.05	0.05	0.16
10	0.03	0.03	0.03	0.03	0.03	0.05	0.05	0.20	0.29	0.21	0.17	0.17	0.16	0.16	0.16	0.16	0.14	0.15	0.21	0.41	0.41	0.16	0.05	0.03	0.41
11	0.00	0.00	0.00	0.00	0.00	0.00	0.01	0.03	0.05	0.03	0.03	0.03	0.03	0.03	0.03	0.03	0.03	0.03	0.07	0.12	0.07	0.03	0.01	0.01	0.12
12	0.01	0.01	0.01	0.01	0.01	0.01	0.01	0.02	0.03	0.03	0.03	0.03	0.03	0.03	0.03	0.02	0.01	0.01	0.03	0.05	0.05	0.02	0.01	0.01	0.05
13	0.00	0.00	0.00	0.00	0.00	0.00	0.00	0.00	0.00	0.00	0.00	0.00	0.00	0.00	0.00	0.00	0.00	0.00	0.00	0.00	0.00	0.00	0.00	0.00	0.00
14	0.00	0.00	0.00	0.00	0.00	0.00	0.00	0.06	0.16	0.17	0.12	0.16	0.06	0.06	0.06	0.11	0.11	0.16	0.33	0.33	0.34	0.11	0.00	0.00	0.34
15	0.00	0.00	0.00	0.00	0.00	0.00	0.16	0.39	0.40	0.40	0.24	0.25	0.21	0.21	0.21	0.21	0.21	0.24	0.52	0.66	0.66	0.33	0.08	0.08	0.66
16	0.05	0.05	0.05	0.05	0.05	0.05	0.16	0.40	0.40	0.40	0.32	0.25	0.21	0.21	0.21	0.21	0.21	0.21	0.23	0.51	0.51	0.30	0.09	0.08	0.51
17	0.04	0.04	0.04	0.04	0.04	0.04	0.06	0.18	0.20	0.20	0.20	0.25	0.20	0.20	0.18	0.17	0.06	0.09	0.18	0.20	0.20	0.09	0.04	0.04	0.25
18	0.04	0.04	0.04	0.04	0.04	0.04	0.05	0.06	0.06	0.11	0.11	0.09	0.06	0.06	0.06	0.06	0.06	0.06	0.06	0.11	0.12	0.06	0.05	0.05	0.12
19	0.06	0.06	0.05	0.05	0.05	0.06	0.09	0.11	0.11	0.11	0.12	0.11	0.11	0.11	0.11	0.10	0.12	0.11	0.23	0.25	0.23	0.09	0.07	0.06	0.25
20	0.05	0.05	0.05	0.05	0.05	0.06	0.11	0.11	0.12	0.12	0.15	0.15	0.15	0.15	0.12	0.11	0.10	0.10	0.15	0.23	0.15	0.05	0.02	0.05	0.23
21	0.05	0.05	0.03	0.03	0.03	0.14	0.23	0.51	0.60	0.60	0.46	0.22	0.22	0.22	0.16	0.16	0.23	0.44	0.60	0.75	0.66	0.23	0.22	0.04	0.75
22	0.00	0.00	0.00	0.00	0.00	0.03	0.06	0.18	0.21	0.21	0.08	0.05	0.05	0.05	0.05	0.05	0.06	0.06	0.21	0.21	0.21	0.06	0.05	0.02	0.21
23	0.00	0.00	0.00	0.00	0.00	0.00	0.02	0.02	0.03	0.03	0.02	0.02	0.02	0.00	0.00	0.00	0.01	0.02	0.02	0.02	0.02	0.01	0.00	0.00	0.03
24	0.00	0.00	0.00	0.00	0.00	0.01	0.03	0.05	0.05	0.05	0.05	0.05	0.05	0.05	0.04	0.04	0.03	0.05	0.05	0.05	0.05	0.03	0.02	0.00	0.05
25	0.00	0.00	0.00	0.00	0.00	0.00	0.02	0.05	0.06	0.08	0.06	0.06	0.06	0.04	0.05	0.03	0.03	0.05	0.05	0.06	0.08	0.04	0.02	0.02	0.08
26	0.00	0.00	0.00	0.00	0.00	0.00	0.00	0.00	0.00	0.00	0.00	0.00	0.00	0.00	0.00	0.00	0.00	0.00	0.00	0.00	0.00	0.00	0.00	0.00	0.00
27	0.00	0.00	0.00	0.00	0.00	0.00	0.00	0.00	0.00	0.01	0.01	0.01	0.01	0.00	0.00	0.00	0.04	0.05	0.06	0.15	0.15	0.06	0.05	0.06	0.15
28	0.01	0.01	0.01	0.01	0.01	0.01	0.05	0.06	0.06	0.09	0.06	0.09	0.09	0.09	0.09	0.06	0.06	0.16	0.16	0.19	0.19	0.16	0.05	0.04	0.19
29	0.03	0.03	0.03	0.03	0.03	0.02	0.06	0.22	0.31	0.33	0.22	0.22	0.10	0.12	0.12	0.12	0.19	0.19	0.31	0.31	0.33	0.13	0.06	0.06	0.33
30	0.00	0.00	0.00	0.00	0.00	0.00	0.05	0.06	0.06	0.06	0.05	0.06	0.05	0.05	0.04	0.04	0.05	0.05	0.13	0.19	0.06	0.06	0.02	0.02	0.19

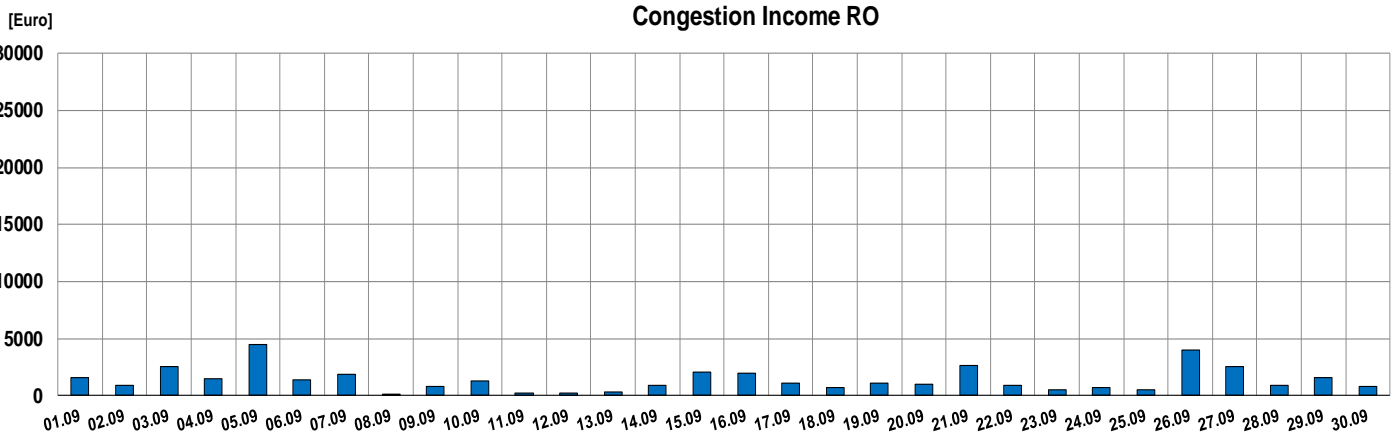
Bulgaria September 2020



**Transelectrica®**  
Societate Administrată în Sistem Dualist

# Market for Allocation of Cross-Border Capacities

## Daily Allocation on Romanian – Bulgarian border



Day	Congestion Income border RO-BG [Euro]	Congestion Income RO [Euro]
01.09	3079	1539
02.09	1774	887
03.09	5065	2532
04.09	2983	1491
05.09	8879	4440
06.09	2786	1393
07.09	3640	1820
08.09	254	127
09.09	1641	820
10.09	2522	1261
11.09	511	255
12.09	412	206
13.09	532	266
14.09	1867	934
15.09	4061	2031
16.09	3923	1962
17.09	2152	1076
18.09	1322	661
19.09	2074	1037
20.09	1936	968
21.09	5209	2604
22.09	1789	894
23.09	1036	518
24.09	1305	653
25.09	1015	508
26.09	7962	3981
27.09	5146	2573
28.09	1872	936
29.09	3100	1550
30.09	1540	770
<b>Total</b>	<b>81386</b>	<b>40693</b>

Daily Income [Euro]		Remuneration UIOSI [Euro]	
RO-BG	BG-RO	RO-BG	BG-RO
31172	50214	19802	31082
<b>81386</b>		<b>50884</b>	

TSO Income (Z-R) [Euro]	RO TSO Income (Z-R) [Euro]
<b>30502</b>	<b>15251</b>

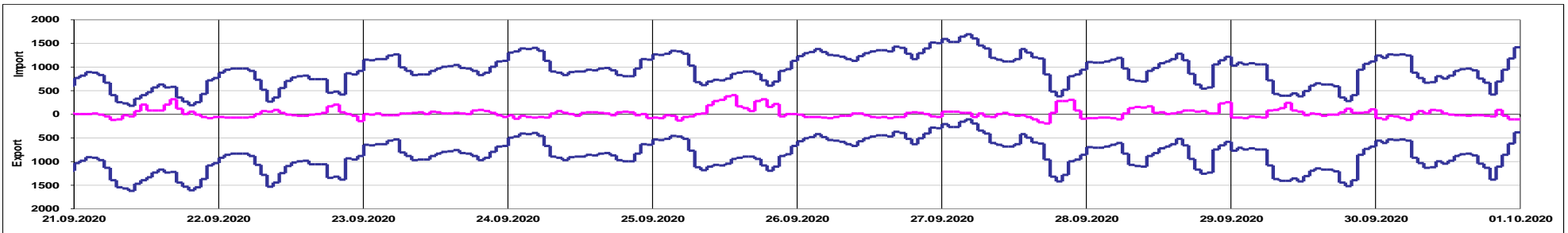
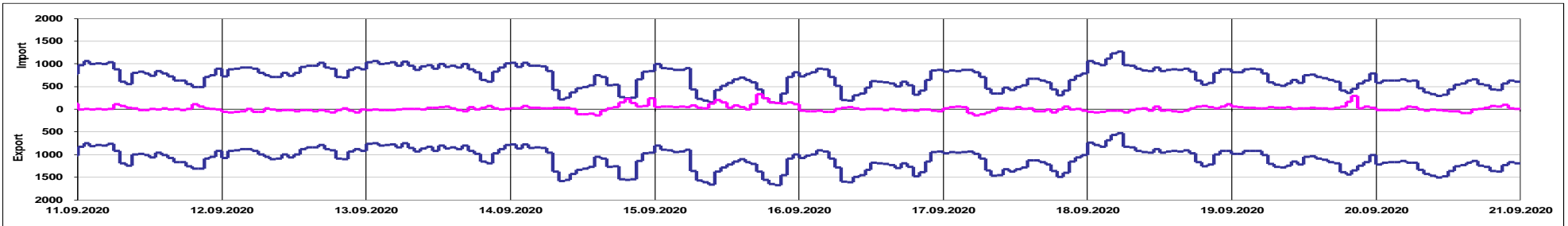
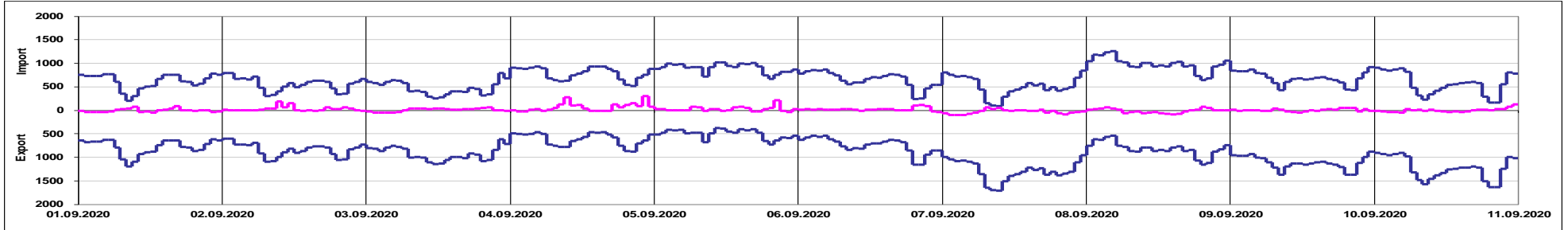


Transelectrica®  
Societate Administrată în Sistem Dualist

# Market for Allocation of Cross-Border Capacities

## Implicit Intraday Auctions on Romanian – Bulgarian border

Bulgaria September 2020



Offered Capacity on Intraday Auction [MW]

Net Position border RO - BG [MWh]



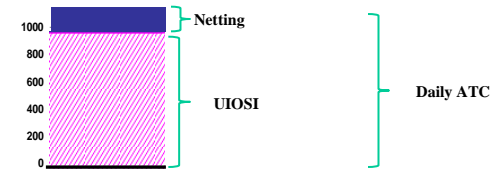


**Transelectrica®**  
Societate Administrată în Sistem Dualist

# Market for Allocation of Cross-Border Capacities

## Daily Auctions on Romanian – Serbian border

Unused Capacity [MW] average value	
RO-RS	RS-RO
381	473



Serbia September 2020



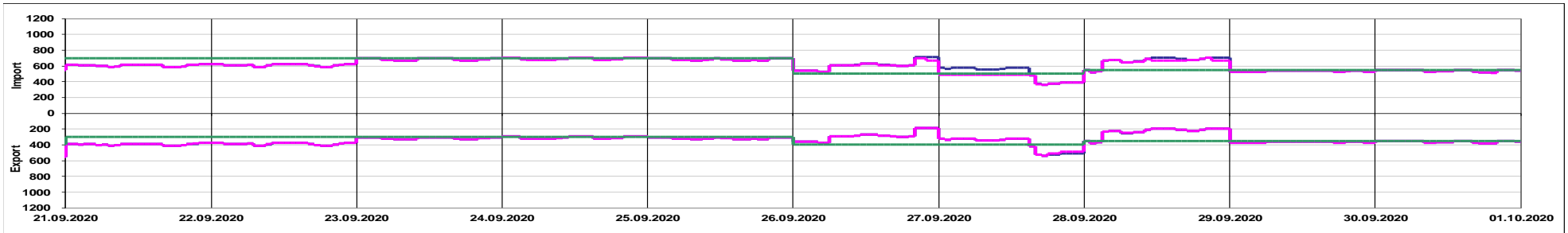
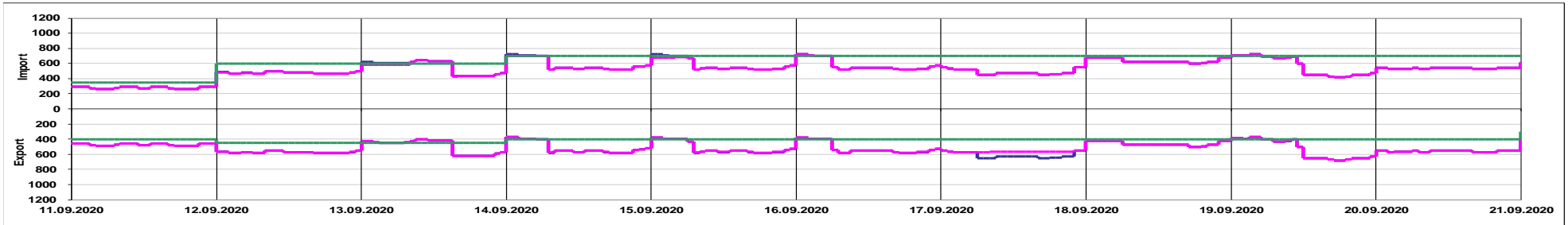
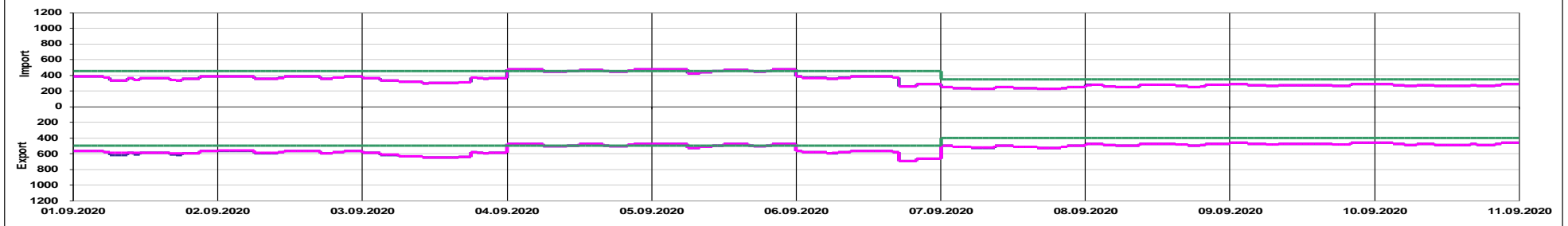


Transelectrica®  
Societate Administrată în Sistem Dualist

# Market for Allocation of Cross-Border Capacities

## Daily Auctions on Romanian – Serbian border

Serbia September 2020



Offered Capacity on Daily Auction Import (+) / Export (-) [MW]

Allocated Capacity on Daily Auction Import (+) / Export (-) [MW]

Net Transfer Capacity (NTC) Import (+) / Export (-) [MW]

# Market for Allocation of Cross-Border Capacities

## Daily Auctions on Romanian – Serbian border



### Auction Price [Euro/MWh] – Export

Day	1	2	3	4	5	6	7	8	9	10	11	12	13	14	15	16	17	18	19	20	21	22	23	24	Max	
1	0.01	0.01	0.01	0.01	0.01	0.01	0.00	0.00	0.00	0.00	0.00	0.00	0.01	0.01	0.01	0.01	0.00	0.00	0.01	0.01	0.01	0.01	0.01	0.01	0.01	0.01
2	0.03	0.01	0.01	0.01	0.01	0.01	0.01	0.01	0.01	0.01	0.01	0.03	0.03	0.03	0.03	0.03	0.03	0.02	0.02	0.02	0.03	0.03	0.03	0.03	0.03	0.03
3	0.01	0.01	0.01	0.01	0.01	0.01	0.01	0.01	0.01	0.01	0.01	0.01	0.01	0.01	0.01	0.01	0.01	0.01	0.01	0.01	0.01	0.01	0.01	0.01	0.01	0.01
4	0.16	0.19	0.16	0.16	0.16	0.16	0.15	0.15	0.10	0.14	0.10	0.10	0.15	0.15	0.15	0.15	0.14	0.15	0.15	0.16	0.16	0.24	0.24	0.24	0.69	0.69
5	1.05	1.12	1.12	1.12	1.12	1.12	0.76	0.76	0.76	0.92	1.11	1.11	0.92	0.76	0.76	0.62	0.56	0.62	0.44	0.32	0.32	0.46	0.70	0.88	1.12	1.12
6	0.16	0.11	0.11	0.11	0.11	0.11	0.08	0.09	0.09	0.08	0.08	0.08	0.08	0.08	0.08	0.08	0.03	0.01	0.01	0.01	0.02	0.02	0.02	0.02	0.02	0.16
7	0.03	0.03	0.03	0.03	0.03	0.03	0.03	0.03	0.03	0.03	0.03	0.03	0.03	0.03	0.03	0.03	0.03	0.03	0.03	0.03	0.03	0.03	0.03	0.03	0.03	0.03
8	0.04	0.04	0.04	0.03	0.03	0.06	0.06	0.09	0.06	0.11	0.06	0.04	0.04	0.04	0.04	0.06	0.04	0.04	0.04	0.04	0.06	0.06	0.06	0.06	0.06	0.11
9	0.03	0.03	0.03	0.03	0.03	0.03	0.03	0.03	0.03	0.03	0.03	0.03	0.03	0.03	0.03	0.03	0.03	0.03	0.03	0.03	0.03	0.03	0.03	0.03	0.03	0.03
10	0.03	0.03	0.03	0.03	0.03	0.03	0.03	0.03	0.03	0.03	0.03	0.03	0.03	0.03	0.03	0.03	0.03	0.03	0.03	0.03	0.03	0.03	0.03	0.03	0.03	0.03
11	0.04	0.04	0.04	0.04	0.04	0.04	0.03	0.04	0.04	0.04	0.05	0.04	0.04	0.05	0.05	0.04	0.03	0.03	0.03	0.03	0.03	0.03	0.04	0.04	0.04	0.05
12	0.05	0.05	0.05	0.05	0.05	0.05	0.04	0.04	0.04	0.04	0.04	0.04	0.03	0.03	0.03	0.03	0.03	0.03	0.03	0.03	0.03	0.03	0.03	0.04	0.04	0.05
13	0.16	0.16	0.16	0.16	0.16	0.16	0.05	0.05	0.05	0.07	0.07	0.07	0.07	0.11	0.11	0.05	0.05	0.03	0.03	0.03	0.02	0.02	0.02	0.02	0.03	0.16
14	0.28	0.28	0.28	0.28	0.28	0.19	0.08	0.08	0.08	0.08	0.08	0.03	0.04	0.08	0.08	0.08	0.08	0.08	0.08	0.08	0.05	0.03	0.04	0.04	0.04	0.28
15	0.22	0.32	0.31	0.31	0.31	0.16	0.13	0.09	0.09	0.09	0.09	0.08	0.08	0.09	0.09	0.09	0.09	0.08	0.08	0.09	0.09	0.08	0.08	0.08	0.08	0.32
16	0.16	0.16	0.15	0.15	0.15	0.15	0.05	0.04	0.04	0.05	0.05	0.07	0.07	0.07	0.07	0.07	0.05	0.04	0.04	0.04	0.04	0.04	0.07	0.08	0.16	
17	0.02	0.01	0.00	0.00	0.00	0.00	0.00	0.00	0.00	0.00	0.00	0.00	0.00	0.00	0.00	0.00	0.00	0.00	0.00	0.00	0.00	0.00	0.02	0.02	0.02	
18	0.45	0.45	0.54	1.56	1.56	1.56	0.92	1.14	1.14	1.14	1.02	0.55	0.39	0.36	0.36	0.36	0.44	0.36	0.36	0.30	0.39	0.56	0.85	0.85	1.56	
19	1.10	1.10	1.10	1.10	1.10	1.10	0.83	0.27	0.15	0.15	0.18	0.13	0.08	0.08	0.08	0.08	0.07	0.07	0.07	0.07	0.08	0.08	0.08	0.08	1.10	
20	0.09	0.09	0.09	0.09	0.09	0.04	0.04	0.04	0.06	0.06	0.06	0.06	0.06	0.06	0.06	0.06	0.04	0.04	0.04	0.04	0.04	0.04	0.04	0.04	0.06	0.09
21	0.16	0.16	0.16	0.16	0.16	0.20	0.20	0.19	0.20	0.22	0.25	0.26	0.25	0.25	0.25	0.25	0.20	0.24	0.25	0.26	0.26	0.16	0.16	0.16	0.26	0.26
22	0.16	0.16	0.16	0.16	0.16	0.16	0.29	0.24	0.24	0.25	0.25	0.25	0.22	0.22	0.22	0.22	0.22	0.24	0.25	0.25	0.33	0.22	0.16	0.16	0.33	0.33
23	0.20	0.20	0.20	0.20	0.20	0.20	0.20	0.24	0.24	0.24	0.24	0.26	0.20	0.20	0.20	0.20	0.26	0.26	0.34	0.51	0.75	0.32	0.32	0.32	0.75	0.75
24	0.15	0.15	0.15	0.14	0.14	0.14	0.14	0.16	0.16	0.16	0.24	0.20	0.20	0.20	0.20	0.26	0.26	0.26	0.26	0.26	0.25	0.25	0.24	0.24	0.26	0.26
25	0.27	0.27	0.27	0.27	0.17	0.17	0.17	0.15	0.15	0.17	0.19	0.27	0.27	0.27	0.27	0.36	0.36	0.36	0.27	0.50	1.12	0.96	1.12	1.25	1.25	1.25
26	0.27	0.27	0.27	0.34	0.27	0.53	0.85	1.20	2.11	2.51	2.91	2.66	2.52	1.66	1.55	1.41	0.85	1.07	1.07	2.66	3.50	3.12	3.55	3.55	3.55	3.55
27	1.50	1.10	1.50	1.50	1.50	1.50	1.50	1.50	1.50	1.50	1.50	1.66	1.50	1.14	0.84	0.20	0.01	0.01	0.00	0.00	0.00	0.00	0.00	0.00	1.66	1.66
28	0.10	0.10	0.10	0.15	0.12	0.12	0.15	0.15	0.15	0.50	0.88	0.95	1.17	1.17	1.12	1.01	0.81	0.51	0.48	0.51	0.51	0.57	0.82	0.88	1.17	1.17
29	0.52	0.66	0.66	0.52	0.33	0.30	0.26	0.33	0.33	0.33	0.33	0.33	0.39	0.39	0.44	0.33	0.66	0.66	0.66	0.66	0.66	0.85	1.07	0.76	1.07	1.07
30	0.61	0.61	0.52	0.45	0.45	0.45	0.52	0.33	0.52	0.52	0.52	0.52	0.26	0.28	0.26	0.26	0.17	0.17	0.17	0.17	0.42	0.42	0.55	0.55	0.61	0.61

Serbia September 2020



Transelectrica®  
Societate Administrată în Sistem Dualist

# Market for Allocation of Cross-Border Capacities

## Daily Auctions on Romanian – Serbian border

### Auction Price [Euro/MWh] – Import

Day	1	2	3	4	5	6	7	8	9	10	11	12	13	14	15	16	17	18	19	20	21	22	23	24	Max
1	0.22	0.22	0.22	0.22	0.22	0.31	0.46	0.46	0.46	0.44	0.44	0.38	0.38	0.38	0.38	0.38	0.33	0.33	0.31	0.31	0.31	0.23	0.22	0.22	0.46
2	0.22	0.22	0.22	0.22	0.22	0.27	0.48	0.48	0.27	0.27	0.22	0.15	0.15	0.27	0.27	0.27	0.16	0.16	0.16	0.16	0.16	0.15	0.15	0.15	0.48
3	0.38	0.38	0.38	0.55	0.55	0.66	0.76	0.66	0.66	1.19	2.01	2.18	2.07	2.16	2.17	2.15	2.18	1.89	0.66	0.66	0.55	0.27	0.27	0.31	2.18
4	0.03	0.03	0.03	0.03	0.03	0.03	0.05	0.05	0.05	0.05	0.05	0.05	0.03	0.03	0.03	0.03	0.05	0.05	0.06	0.06	0.05	0.03	0.03	0.03	0.06
5	0.04	0.04	0.04	0.04	0.04	0.04	0.06	0.06	0.05	0.05	0.05	0.05	0.04	0.04	0.04	0.04	0.05	0.05	0.05	0.05	0.04	0.04	0.04	0.04	0.06
6	0.06	0.06	0.06	0.06	0.06	0.06	0.06	0.06	0.09	0.09	0.09	0.09	0.09	0.09	0.15	0.15	0.32	0.94	1.27	1.27	1.12	1.12	0.80	0.80	1.27
7	0.25	0.25	0.36	0.36	0.36	0.55	2.00	2.00	2.00	1.24	1.77	1.77	1.77	1.77	1.77	1.77	2.00	2.00	0.90	2.00	2.00	0.55	0.55	0.55	2.00
8	0.33	0.38	0.21	0.22	0.22	0.38	0.36	0.36	0.30	0.25	0.16	0.16	0.16	0.16	0.22	0.63	0.63	0.75	0.75	0.75	0.62	0.62	0.16	0.16	0.75
9	0.35	0.35	0.40	0.50	0.56	1.20	1.69	2.20	1.69	1.69	1.69	1.69	1.69	1.69	2.20	2.20	2.20	2.10	1.77	2.00	0.78	0.66	0.35	0.35	2.20
10	0.42	0.45	0.45	0.69	1.55	2.12	2.26	2.12	1.20	1.20	2.12	2.12	2.26	1.75	1.65	1.55	1.38	1.55	1.55	1.55	1.20	0.66	0.69	0.66	2.26
11	0.35	0.35	0.35	0.33	0.33	0.33	0.33	0.33	0.33	0.33	0.33	0.33	0.33	0.33	0.33	0.45	0.65	0.65	0.65	0.65	0.46	0.45	0.33	0.25	0.65
12	0.12	0.12	0.12	0.12	0.12	0.12	0.12	0.16	0.12	0.12	0.12	0.12	0.15	0.15	0.15	0.15	0.33	0.55	0.55	0.55	0.55	0.29	0.15	0.12	0.55
13	0.00	0.00	0.00	0.00	0.00	0.00	0.00	0.00	0.03	0.03	0.03	0.06	0.06	0.06	0.06	0.39	0.60	0.76	0.76	0.76	0.67	0.60	0.22	0.20	0.76
14	0.00	0.00	0.00	0.00	0.00	0.03	0.09	0.31	0.31	0.31	0.31	0.27	0.31	0.31	0.31	0.31	0.31	0.31	0.33	0.33	0.33	0.33	0.18	0.14	0.33
15	0.00	0.00	0.00	0.00	0.00	0.00	0.03	0.15	0.12	0.12	0.11	0.12	0.12	0.11	0.11	0.11	0.12	0.15	0.20	0.20	0.15	0.13	0.08	0.05	0.20
16	0.03	0.03	0.03	0.03	0.03	0.07	0.11	0.20	0.20	0.11	0.09	0.09	0.09	0.09	0.09	0.09	0.11	0.11	0.22	0.22	0.15	0.11	0.08	0.08	0.22
17	0.04	0.07	0.07	0.07	0.07	0.09	0.15	0.25	0.31	0.25	0.25	0.25	0.25	0.25	0.20	0.25	0.32	0.46	0.46	0.41	0.25	0.25	0.07	0.04	0.46
18	0.01	0.01	0.01	0.01	0.01	0.01	0.01	0.01	0.01	0.01	0.01	0.01	0.01	0.01	0.01	0.01	0.01	0.01	0.03	0.03	0.01	0.01	0.01	0.01	0.03
19	0.01	0.01	0.01	0.01	0.01	0.01	0.03	0.03	0.03	0.03	0.03	0.07	0.15	0.15	0.15	0.15	0.75	0.75	0.76	0.76	0.66	0.61	0.55	0.15	0.76
20	0.09	0.09	0.09	0.09	0.09	0.12	0.12	0.12	0.07	0.03	0.03	0.03	0.03	0.03	0.03	0.03	0.18	0.18	0.18	0.18	0.16	0.12	0.12	0.04	0.18
21	0.06	0.06	0.07	0.07	0.07	0.17	0.18	0.25	0.17	0.16	0.09	0.06	0.06	0.06	0.06	0.06	0.17	0.17	0.21	0.21	0.18	0.17	0.16	0.06	0.25
22	0.09	0.09	0.09	0.09	0.09	0.09	0.09	0.12	0.09	0.09	0.06	0.04	0.04	0.04	0.04	0.04	0.12	0.17	0.17	0.17	0.17	0.12	0.12	0.04	0.17
23	0.06	0.06	0.06	0.06	0.07	0.09	0.12	0.09	0.09	0.09	0.03	0.03	0.03	0.03	0.03	0.03	0.12	0.12	0.12	0.12	0.12	0.12	0.09	0.03	0.12
24	0.06	0.06	0.06	0.08	0.08	0.12	0.12	0.12	0.12	0.09	0.12	0.12	0.09	0.09	0.09	0.12	0.12	0.12	0.12	0.12	0.09	0.09	0.06	0.06	0.12
25	0.03	0.03	0.03	0.04	0.05	0.11	0.11	0.22	0.22	0.22	0.15	0.12	0.04	0.04	0.06	0.06	0.06	0.04	0.06	0.06	0.03	0.03	0.03	0.03	0.22
26	0.05	0.05	0.05	0.05	0.05	0.05	0.01	0.01	0.01	0.01	0.01	0.01	0.01	0.01	0.01	0.01	0.01	0.01	0.03	0.03	0.00	0.00	0.00	0.00	0.05
27	0.00	0.00	0.00	0.00	0.00	0.00	0.00	0.00	0.00	0.00	0.00	0.00	0.00	0.00	0.00	0.12	0.27	0.42	1.22	1.50	1.10	1.10	1.10	0.85	1.50
28	0.04	0.04	0.04	0.02	0.06	0.09	0.11	0.04	0.03	0.03	0.02	0.00	0.00	0.00	0.00	0.00	0.00	0.02	0.02	0.02	0.02	0.00	0.00	0.00	0.11
29	0.06	0.10	0.10	0.10	0.10	0.12	0.16	0.32	0.32	0.32	0.32	0.32	0.15	0.09	0.09	0.09	0.09	0.09	0.09	0.09	0.15	0.08	0.08	0.08	0.32
30	0.05	0.05	0.05	0.05	0.05	0.05	0.05	0.05	0.06	0.06	0.06	0.06	0.06	0.05	0.05	0.05	0.06	0.07	0.09	0.09	0.06	0.06	0.03	0.03	0.09

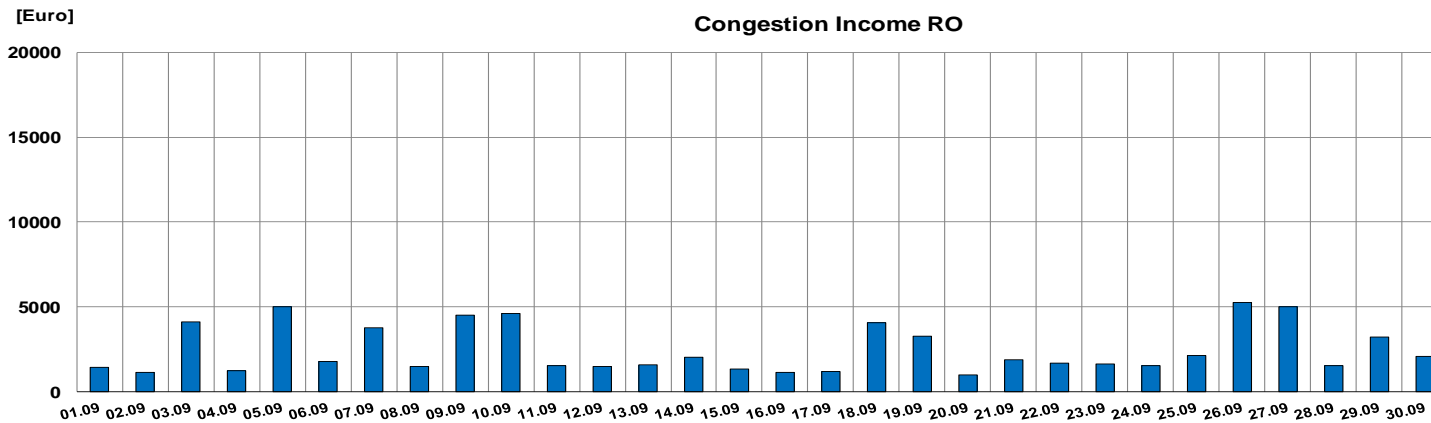
Serbia September 2020

# Market for Allocation of Cross-Border Capacities



**Transelectrica®**  
Societate Administrată în Sistem Dualist

## Daily Allocation on Romanian – Serbian border



Day	Congestion Income border RO-RS [Euro]	Congestion Income RO [Euro]
01.09	2892	1446
02.09	2320	1160
03.09	8243	4121
04.09	2507	1254
05.09	9990	4995
06.09	3561	1780
07.09	7492	3746
08.09	2958	1479
09.09	9062	4531
10.09	9216	4608
11.09	3078	1539
12.09	2970	1485
13.09	3217	1608
14.09	4046	2023
15.09	2680	1340
16.09	2257	1128
17.09	2418	1209
18.09	8175	4087
19.09	6505	3252
20.09	1986	993
21.09	3770	1885
22.09	3396	1698
23.09	3290	1645
24.09	3080	1540
25.09	4287	2143
26.09	10487	5243
27.09	10066	5033
28.09	3106	1553
29.09	6448	3224
30.09	4199	2100
<b>Total</b>	<b>147701</b>	<b>73851</b>

Daily Income [Euro]		Remuneration UIOSI [Euro]	
RO-RS	RS-RO	RO-RS	RS-RO
71602	76099	64279	75167
<b>147701</b>		<b>139446</b>	

TSO Income (Z-R) [Euro]	RO TSO Income (Z-R) [Euro]
<b>8255</b>	<b>4127</b>

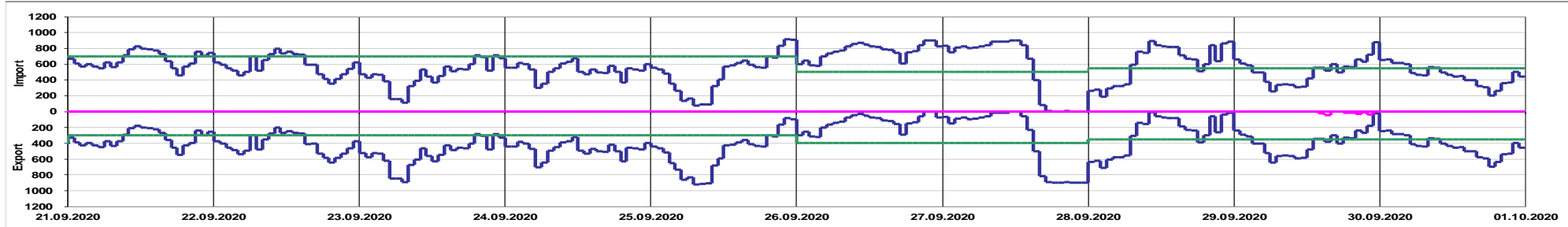
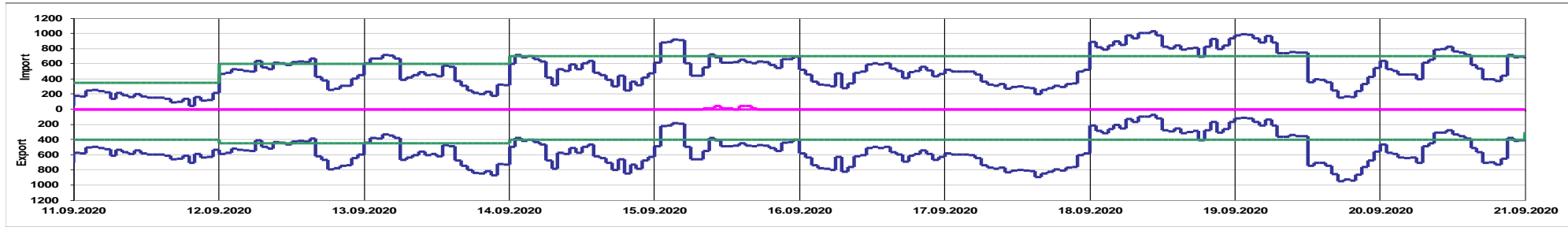
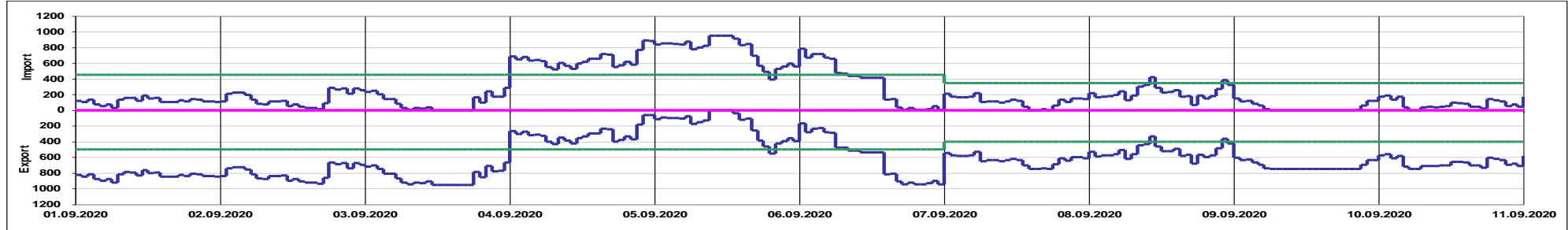


Transelectrica®  
Societate Administrată în Sistem Dualist

# Market for Allocation of Cross-Border Capacities

## Intraday Auctions on Romanian – Serbian border

Serbia September 2020



Offered Capacity on Intraday Auction Import (+) / Export (-) [MW]

Allocated Capacity on Intraday Auction Import (+) / Export (-) [MW]

Net Transfer Capacity (NTC) Import (+) / Export (-) [MW]

Public



Transelectrica®  
Societate Administrată în Sistem Dualist

# Market for Allocation of Cross-Border Capacities

## Intraday Auctions on Romanian – Serbian border

### Auction Price [Euro/MWh] - Export

Day	1	2	3	4	5	6	7	8	9	10	11	12	13	14	15	16	17	18	19	20	21	22	23	24	Max
1	0.00	0.00	0.00	0.00	0.00	0.00	0.00	0.00	0.00	0.00	0.00	0.00	0.00	0.00	0.00	0.00	0.00	0.00	0.00	0.00	0.00	0.00	0.00	0.00	0.00
2	0.00	0.00	0.00	0.00	0.00	0.00	0.00	0.00	0.00	0.00	0.00	0.00	0.00	0.00	0.00	0.00	0.00	0.00	0.00	0.00	0.00	0.00	0.00	0.00	0.00
3	0.00	0.00	0.00	0.00	0.00	0.00	0.00	0.00	0.00	0.00	0.00	0.00	0.00	0.00	0.00	0.00	0.00	0.00	0.00	0.00	0.00	0.00	0.00	0.00	0.00
4	0.00	0.00	0.00	0.00	0.00	0.00	0.00	0.00	0.00	0.00	0.00	0.00	0.00	0.00	0.00	0.00	0.00	0.00	0.00	0.00	0.00	0.00	0.00	0.00	0.00
5	0.00	0.00	0.00	0.00	0.00	0.00	0.00	0.00	0.00	0.00	-	-	-	0.00	0.00	0.00	0.00	0.00	0.00	0.00	0.00	0.00	0.00	0.00	0.00
6	0.00	0.00	0.00	0.00	0.00	0.00	0.00	0.00	0.00	0.00	0.00	0.00	0.00	0.00	0.00	0.00	0.00	0.00	0.00	0.00	0.00	0.00	0.00	0.00	0.00
7	0.00	0.00	0.00	0.00	0.00	0.00	0.00	0.00	0.00	0.00	0.00	0.00	0.00	0.00	0.00	0.00	0.00	0.00	0.00	0.00	0.00	0.00	0.00	0.00	0.00
8	0.00	0.00	0.00	0.00	0.00	0.00	0.00	0.00	0.00	0.00	0.00	0.00	0.00	0.00	0.00	0.00	0.00	0.00	0.00	0.00	0.00	0.00	0.00	0.00	0.00
9	0.00	0.00	0.00	0.00	0.00	0.00	0.00	0.00	0.00	0.00	0.00	0.00	0.00	0.00	0.00	0.00	0.00	0.00	0.00	0.00	0.00	0.00	0.00	0.00	0.00
10	0.00	0.00	0.00	0.00	0.00	0.00	0.00	0.00	0.00	0.00	0.00	0.00	0.00	0.00	0.00	0.00	0.00	0.00	0.00	0.00	0.00	0.00	0.00	0.00	0.00
11	0.00	0.00	0.00	0.00	0.00	0.00	0.00	0.00	0.00	0.00	0.00	0.00	0.00	0.00	0.00	0.00	0.00	0.00	0.00	0.00	0.00	0.00	0.00	0.00	0.00
12	0.00	0.00	0.00	0.00	0.00	0.00	0.00	0.00	0.00	0.00	0.00	0.00	0.00	0.00	0.00	0.00	0.00	0.00	0.00	0.00	0.00	0.00	0.00	0.00	0.00
13	0.00	0.00	0.00	0.00	0.00	0.00	0.00	0.00	0.00	0.00	0.00	0.00	0.00	0.00	0.00	0.00	0.00	0.00	0.00	0.00	0.00	0.00	0.00	0.00	0.00
14	0.00	0.00	0.00	0.00	0.00	0.00	0.00	0.00	0.00	0.00	0.00	0.00	0.00	0.00	0.00	0.00	0.00	0.00	0.00	0.00	0.00	0.00	0.00	0.00	0.00
15	0.00	0.00	0.00	0.00	0.00	0.00	0.00	0.00	0.00	0.00	0.00	0.00	0.00	0.00	0.00	0.00	0.00	0.00	0.00	0.00	0.00	0.00	0.00	0.00	0.00
16	0.00	0.00	0.00	0.00	0.00	0.00	0.00	0.00	0.00	0.00	0.00	0.00	0.00	0.00	0.00	0.00	0.00	0.00	0.00	0.00	0.00	0.00	0.00	0.00	0.00
17	0.00	0.00	0.00	0.00	0.00	0.00	0.00	0.00	0.00	0.00	0.00	0.00	0.00	0.00	0.00	0.00	0.00	0.00	0.00	0.00	0.00	0.00	0.00	0.00	0.00
18	0.00	0.00	0.00	0.00	0.00	0.00	0.00	0.00	0.00	0.00	0.00	0.00	0.00	0.00	0.00	0.00	0.00	0.00	0.00	0.00	0.00	0.00	0.00	0.00	0.00
19	0.00	0.00	0.00	0.00	0.00	0.00	0.00	0.00	0.00	0.00	0.00	0.00	0.00	0.00	0.00	0.00	0.00	0.00	0.00	0.00	0.00	0.00	0.00	0.00	0.00
20	0.00	0.00	0.00	0.00	0.00	0.00	0.00	0.00	0.00	0.00	0.00	0.00	0.00	0.00	0.00	0.00	0.00	0.00	0.00	0.00	0.00	0.00	0.00	0.00	0.00
21	0.00	0.00	0.00	0.00	0.00	0.00	0.00	0.00	0.00	0.00	0.00	0.00	0.00	0.00	0.00	0.00	0.00	0.00	0.00	0.00	0.00	0.00	0.00	0.00	0.00
22	0.00	0.00	0.00	0.00	0.00	0.00	0.00	0.00	0.00	0.00	0.00	0.00	0.00	0.00	0.00	0.00	0.00	0.00	0.00	0.00	0.00	0.00	0.00	0.00	0.00
23	0.00	0.00	0.00	0.00	0.00	0.00	0.00	0.00	0.00	0.00	0.00	0.00	0.00	0.00	0.00	0.00	0.00	0.00	0.00	0.00	0.00	0.00	0.00	0.00	0.00
24	0.00	0.00	0.00	0.00	0.00	0.00	0.00	0.00	0.00	0.00	0.00	0.00	0.00	0.00	0.00	0.00	0.00	0.00	0.00	0.00	0.00	0.00	0.00	0.00	0.00
25	0.00	0.00	0.00	0.00	0.00	0.00	0.00	0.00	0.00	0.00	0.00	0.00	0.00	0.00	0.00	0.00	0.00	0.00	0.00	0.00	0.00	0.00	0.00	0.00	0.00
26	0.00	0.00	0.00	0.00	0.00	0.00	0.00	0.00	0.00	0.00	0.00	0.00	0.00	0.00	0.00	0.00	0.00	0.00	0.00	0.00	0.00	-	-	0.00	0.00
27	0.00	0.00	0.00	0.00	0.00	0.00	0.00	0.00	0.00	0.00	0.00	0.00	-	0.00	0.00	0.00	0.00	0.00	0.00	0.00	0.00	0.00	0.00	0.00	0.00
28	0.00	0.00	0.00	0.00	0.00	0.00	0.00	0.00	0.00	0.00	0.00	0.00	0.00	0.00	0.00	0.00	0.00	0.00	0.00	0.00	0.00	0.00	0.00	0.00	0.00
29	0.00	0.00	0.00	0.00	0.00	0.00	0.00	0.00	0.00	0.00	0.00	0.00	0.00	0.00	0.00	0.00	0.00	0.00	0.00	0.00	0.00	0.00	0.00	0.00	0.00
30	0.00	0.00	0.00	0.00	0.00	0.00	0.00	0.00	0.00	0.00	0.00	0.00	0.00	0.00	0.00	0.00	0.00	0.00	0.00	0.00	0.00	0.00	0.00	0.00	0.00

Serbia

September 2020

Public



**Transelectrica**<sup>®</sup>  
Societate Administrată în Sistem Dualist

# Market for Allocation of Cross-Border Capacities

## Intraday Auctions on Romanian – Serbian border

### Auction Price [Euro/MWh] - Import

Day	1	2	3	4	5	6	7	8	9	10	11	12	13	14	15	16	17	18	19	20	21	22	23	24	Max		
1	0.00	0.00	0.00	0.00	0.00	0.00	0.00	0.00	0.00	0.00	0.00	0.00	0.00	0.00	0.00	0.00	0.00	0.00	0.00	0.00	0.00	0.00	0.00	0.00	0.00	0.00	
2	0.00	0.00	0.00	0.00	0.00	0.00	0.00	0.00	0.00	0.00	0.00	0.00	0.00	0.00	0.00	0.00	0.00	0.00	0.00	0.00	0.00	0.00	0.00	0.00	0.00	0.00	0.00
3	0.00	0.00	0.00	0.00	0.00	0.00	0.00	0.00	0.00	0.00	0.00	-	-	-	-	-	-	-	0.00	0.00	0.00	0.00	0.00	0.00	0.00	0.00	0.00
4	0.00	0.00	0.00	0.00	0.00	0.00	0.00	0.00	0.00	0.00	0.00	0.00	0.00	0.00	0.00	0.00	0.00	0.00	0.00	0.00	0.00	0.00	0.00	0.00	0.00	0.00	0.00
5	0.00	0.00	0.00	0.00	0.00	0.00	0.00	0.00	0.00	0.00	0.00	0.00	0.00	0.00	0.00	0.00	0.00	0.00	0.00	0.00	0.00	0.00	0.00	0.00	0.00	0.00	0.00
6	0.00	0.00	0.00	0.00	0.00	0.00	0.00	0.00	0.00	0.00	0.00	0.00	0.00	0.00	0.00	0.00	0.00	0.00	0.00	0.00	0.00	0.00	0.00	0.00	0.00	0.00	0.00
7	0.00	0.00	0.00	0.00	0.00	0.00	0.00	0.00	0.00	0.00	0.00	0.00	0.00	0.00	-	-	0.00	-	0.00	0.00	0.00	0.00	0.00	0.00	0.00	0.00	0.00
8	0.00	0.00	0.00	0.00	0.00	0.00	0.00	0.00	0.00	0.00	0.00	0.00	0.00	0.00	0.00	0.00	0.00	0.00	0.00	0.00	0.00	0.00	0.00	0.00	0.00	0.00	0.00
9	0.00	0.00	0.00	0.00	0.00	0.00	-	-	-	-	-	-	-	-	-	-	-	-	-	-	-	0.00	0.00	0.00	0.00	0.00	0.00
10	0.00	0.00	0.00	0.00	0.00	-	-	0.00	0.00	0.00	0.00	0.00	0.00	0.00	0.00	0.00	0.00	0.00	0.00	0.00	0.00	0.00	0.00	0.00	0.00	0.00	0.00
11	0.00	0.00	0.00	0.00	0.00	0.00	0.00	0.00	0.00	0.00	0.00	0.00	0.00	0.00	0.00	0.00	0.00	0.00	0.00	0.00	0.00	0.00	0.00	0.00	0.00	0.00	0.00
12	0.00	0.00	0.00	0.00	0.00	0.00	0.00	0.00	0.00	0.00	0.00	0.00	0.00	0.00	0.00	0.00	0.00	0.00	0.00	0.00	0.00	0.00	0.00	0.00	0.00	0.00	0.00
13	0.00	0.00	0.00	0.00	0.00	0.00	0.00	0.00	0.00	0.00	0.00	0.00	0.00	0.00	0.00	0.00	0.00	0.00	0.00	0.00	0.00	0.00	0.00	0.00	0.00	0.00	0.00
14	0.00	0.00	0.00	0.00	0.00	0.00	0.00	0.00	0.00	0.00	0.00	0.00	0.00	0.00	0.00	0.00	0.00	0.00	0.00	0.00	0.00	0.00	0.00	0.00	0.00	0.00	0.00
15	0.00	0.00	0.00	0.00	0.00	0.00	0.00	0.00	0.00	0.00	0.00	0.00	0.00	0.00	0.00	0.00	0.00	0.00	0.00	0.00	0.00	0.00	0.00	0.00	0.00	0.00	0.00
16	0.00	0.00	0.00	0.00	0.00	0.00	0.00	0.00	0.00	0.00	0.00	0.00	0.00	0.00	0.00	0.00	0.00	0.00	0.00	0.00	0.00	0.00	0.00	0.00	0.00	0.00	0.00
17	0.00	0.00	0.00	0.00	0.00	0.00	0.00	0.00	0.00	0.00	0.00	0.00	0.00	0.00	0.00	0.00	0.00	0.00	0.00	0.00	0.00	0.00	0.00	0.00	0.00	0.00	0.00
18	0.00	0.00	0.00	0.00	0.00	0.00	0.00	0.00	0.00	0.00	0.00	0.00	0.00	0.00	0.00	0.00	0.00	0.00	0.00	0.00	0.00	0.00	0.00	0.00	0.00	0.00	0.00
19	0.00	0.00	0.00	0.00	0.00	0.00	0.00	0.00	0.00	0.00	0.00	0.00	0.00	0.00	0.00	0.00	0.00	0.00	0.00	0.00	0.00	0.00	0.00	0.00	0.00	0.00	0.00
20	0.00	0.00	0.00	0.00	0.00	0.00	0.00	0.00	0.00	0.00	0.00	0.00	0.00	0.00	0.00	0.00	0.00	0.00	0.00	0.00	0.00	0.00	0.00	0.00	0.00	0.00	0.00
21	0.00	0.00	0.00	0.00	0.00	0.00	0.00	0.00	0.00	0.00	0.00	0.00	0.00	0.00	0.00	0.00	0.00	0.00	0.00	0.00	0.00	0.00	0.00	0.00	0.00	0.00	0.00
22	0.00	0.00	0.00	0.00	0.00	0.00	0.00	0.00	0.00	0.00	0.00	0.00	0.00	0.00	0.00	0.00	0.00	0.00	0.00	0.00	0.00	0.00	0.00	0.00	0.00	0.00	0.00
23	0.00	0.00	0.00	0.00	0.00	0.00	0.00	0.00	0.00	0.00	0.00	0.00	0.00	0.00	0.00	0.00	0.00	0.00	0.00	0.00	0.00	0.00	0.00	0.00	0.00	0.00	0.00
24	0.00	0.00	0.00	0.00	0.00	0.00	0.00	0.00	0.00	0.00	0.00	0.00	0.00	0.00	0.00	0.00	0.00	0.00	0.00	0.00	0.00	0.00	0.00	0.00	0.00	0.00	0.00
25	0.00	0.00	0.00	0.00	0.00	0.00	0.00	0.00	0.00	0.00	0.00	0.00	0.00	0.00	0.00	0.00	0.00	0.00	0.00	0.00	0.00	0.00	0.00	0.00	0.00	0.00	0.00
26	0.00	0.00	0.00	0.00	0.00	0.00	0.00	0.00	0.00	0.00	0.00	0.00	0.00	0.00	0.00	0.00	0.00	0.00	0.00	0.00	0.00	0.00	0.00	0.00	0.00	0.00	0.00
27	0.00	0.00	0.00	0.00	0.00	0.00	0.00	0.00	0.00	0.00	0.00	0.00	0.00	0.00	0.00	0.00	0.00	0.00	-	-	0.00	-	-	-	-	-	0.00
28	0.00	0.00	0.00	0.00	0.00	0.00	0.00	0.00	0.00	0.00	0.00	0.00	0.00	0.00	0.00	0.00	0.00	0.00	0.00	0.00	0.00	0.00	0.00	0.00	0.00	0.00	0.00
29	0.00	0.00	0.00	0.00	0.00	0.00	0.00	0.00	0.00	0.00	0.00	0.00	0.00	0.00	0.00	0.00	0.00	0.00	0.00	0.00	0.00	0.00	0.00	0.00	0.00	0.00	0.00
30	0.00	0.00	0.00	0.00	0.00	0.00	0.00	0.00	0.00	0.00	0.00	0.00	0.00	0.00	0.00	0.00	0.00	0.00	0.00	0.00	0.00	0.00	0.00	0.00	0.00	0.00	0.00

Serbia September 2020



# Market for Allocation of Cross-Border Capacities



**Transelectrica®**  
Societate Administrată în Sistem Dualist

## Statistics on Monthly Auction

September 2020		1	2	3	4	5	6	7	8	9	10	11	12	13	14	15	16	17	18	19	20	21	22	23	24	25	26	27	28	29	30
Hungary export	Number of Capacity Traders	20	20	20	20	20	20	20	20	20	20	20	20	20	20	20	20	20	20	20	20	20	20	20	20	20	20	20	20	20	20
	Number of Capacity Holders	11	11	11	11	11	11	11	11	11	11	11	11	11	11	11	11	11	11	11	11	11	11	11	11	11	11	11	11	11	11
	Number of Bids	50	50	50	50	50	50	50	50	50	50	50	50	50	50	50	50	50	50	50	50	50	50	50	50	50	50	50	50	50	50
Hungary import	Number of Capacity Traders	23	23	23	23	23	23	23	23	23	23	23	23	23	23	23	23	23	23	23	23	23	23	23	23	23	23	23	23	23	
	Number of Capacity Holders	14	14	14	14	14	14	14	14	14	14	14	14	14	14	14	14	14	14	14	14	14	14	14	14	14	14	14	14	14	14
	Number of Bids	71	71	71	71	71	71	71	71	71	71	71	71	71	71	71	71	71	71	71	71	71	71	71	71	71	71	71	71	71	71
Bulgaria export	Number of Capacity Traders	24	24	24	24	24	24	24	24	24	24	24	24	24	24	24	24	24	24	24	24	24	24	24	24	24	24	24	24	24	24
	Number of Capacity Holders	11	11	11	11	11	11	11	11	11	11	11	11	11	11	11	11	11	11	11	11	11	11	11	11	11	11	11	11	11	11
	Number of Bids	60	60	60	60	60	60	60	60	60	60	60	60	60	60	60	60	60	60	60	60	60	60	60	60	60	60	60	60	60	60
Bulgaria import	Number of Capacity Traders	24	24	24	24	24	24	24	24	24	24	24	24	24	24	24	24	24	24	24	24	24	24	24	24	24	24	24	24	24	24
	Number of Capacity Holders	14	14	14	14	14	14	14	14	14	14	14	14	14	14	14	14	14	14	14	14	14	14	14	14	14	14	14	14	14	14
	Number of Bids	38	38	38	38	38	38	38	38	38	38	38	38	38	38	38	38	38	38	38	38	38	38	38	38	38	38	38	38	38	38
Serbia export	Number of Capacity Traders	9	9	9	9	9	9	9	9	9	9	9	9	9	9	9	9	9	9	9	9	9	8	8	8	8	8	9	9	8	8
	Number of Capacity Holders	7	7	7	7	7	7	6	6	6	6	6	6	6	5	5	5	5	5	5	5	5	3	3	3	3	3	5	5	5	5
	Number of Bids	48	48	48	48	48	48	48	48	48	48	48	48	48	48	48	48	48	48	48	48	48	43	43	43	43	43	46	46	43	43
Serbia import	Number of Capacity Traders	10	10	10	10	10	10	10	10	10	10	10	9	9	9	9	9	9	9	9	9	9	9	9	9	9	9	9	9	9	9
	Number of Capacity Holders	5	5	5	5	5	5	4	4	4	4	4	6	6	8	8	8	8	8	8	8	8	8	8	8	8	8	6	6	7	7
	Number of Bids	47	47	47	47	47	47	48	48	48	48	48	46	46	46	46	46	46	46	46	46	46	46	46	46	46	46	47	47	47	47
Ukraine export	Number of Capacity Traders	6	6	6	6	6	6	-	-	-	-	-	6	6	6	6	6	6	6	6	6	6	6	6	6	6	6	6	6	6	
	Number of Capacity Holders	4	4	4	4	4	4	-	-	-	-	-	4	4	4	4	4	4	4	4	4	4	4	4	4	4	4	4	4	4	
	Number of Bids	12	12	12	12	12	12	-	-	-	-	-	12	12	12	12	12	12	12	12	12	12	12	12	12	12	12	12	12	12	
Ukraine import	Number of Capacity Traders	7	7	7	7	7	7	-	-	-	-	-	7	7	8	8	8	8	8	8	8	8	8	8	8	8	8	8	8	8	
	Number of Capacity Holders	5	5	5	5	5	5	-	-	-	-	-	5	5	6	6	6	6	6	6	6	6	6	6	6	6	6	5	5	5	
	Number of Bids	14	14	14	14	14	14	-	-	-	-	-	14	14	15	15	15	15	15	15	15	15	15	15	15	15	15	15	15	15	
Moldavia import RO_Cioara	Number of Capacity Traders	-	-	-	-	-	-	-	-	-	-	-	-	-	-	-	-	-	-	-	-	-	-	-	-	-	-	-	-	-	
	Number of Capacity Holders	-	-	-	-	-	-	-	-	-	-	-	-	-	-	-	-	-	-	-	-	-	-	-	-	-	-	-	-	-	
	Number of Bids	-	-	-	-	-	-	-	-	-	-	-	-	-	-	-	-	-	-	-	-	-	-	-	-	-	-	-	-	-	
Moldavia import RO_Costesti	Number of Capacity Traders	-	-	-	-	-	-	-	-	-	-	-	-	-	-	-	-	-	-	-	-	-	-	-	-	-	-	-	-	-	
	Number of Capacity Holders	-	-	-	-	-	-	-	-	-	-	-	-	-	-	-	-	-	-	-	-	-	-	-	-	-	-	-	-	-	
	Number of Bids	-	-	-	-	-	-	-	-	-	-	-	-	-	-	-	-	-	-	-	-	-	-	-	-	-	-	-	-	-	
Moldavia import RO_Vulcanesti	Number of Capacity Traders	-	-	-	-	-	-	-	-	-	-	-	-	-	-	-	-	-	-	-	-	-	-	-	-	-	-	-	-	-	
	Number of Capacity Holders	-	-	-	-	-	-	-	-	-	-	-	-	-	-	-	-	-	-	-	-	-	-	-	-	-	-	-	-	-	
	Number of Bids	-	-	-	-	-	-	-	-	-	-	-	-	-	-	-	-	-	-	-	-	-	-	-	-	-	-	-	-	-	

September 2020	Maximum	Minimum
Number of Capacity Traders	24	6
Number of Capacity Holders	14	3
Number of Bids	71	12

# Market for Allocation of Cross-Border Capacities



## Statistics on Daily Auctions

September 2020		Daily Auctions																													
		1	2	3	4	5	6	7	8	9	10	11	12	13	14	15	16	17	18	19	20	21	22	23	24	25	26	27	28	29	30
Serbia Export	Maximum Number of Capacity Traders	6	8	8	9	10	8	7	9	7	7	8	8	7	7	8	8	6	9	9	8	8	9	8	8	8	11	7	8	9	9
	Maximum Number of Capacity Holders	6	8	7	9	8	8	7	9	7	7	8	8	7	7	8	8	6	8	8	8	6	8	6	8	7	9	7	6	8	8
	Maximum Number of Bids	26	32	31	39	39	32	32	34	31	32	32	39	32	31	40	34	32	39	40	37	36	40	39	38	37	42	32	36	40	38
Serbia Import	Maximum Number of Capacity Traders	8	8	8	8	7	8	8	9	9	9	7	8	7	7	7	9	9	8	9	8	8	8	9	9	9	8	7	8	10	9
	Maximum Number of Capacity Holders	7	7	7	8	7	7	4	7	8	8	7	7	6	6	6	8	8	8	7	8	7	8	9	9	9	8	6	8	9	9
	Maximum Number of Bids	35	35	36	34	30	33	36	35	34	33	31	36	33	31	30	36	37	33	37	36	35	36	38	38	41	33	29	33	36	33
Bulgaria Export	Maximum Number of Capacity Traders	13	13	13	12	13	11	12	13	13	14	15	14	13	13	14	14	14	14	14	11	12	15	13	15	15	15	15	15	15	16
	Maximum Number of Capacity Holders	13	13	13	12	12	11	12	13	13	14	15	14	13	13	14	14	14	14	14	11	12	15	13	15	15	15	14	15	15	16
	Maximum Number of Bids	29	28	31	29	33	28	25	29	30	29	32	29	29	27	31	30	30	33	33	26	27	33	33	37	35	39	36	36	37	39
Bulgaria Import	Maximum Number of Capacity Traders	15	15	15	15	16	15	16	14	15	16	15	17	15	15	17	16	17	16	16	15	15	15	13	15	14	14	14	14	14	14
	Maximum Number of Capacity Holders	15	15	15	15	14	15	15	14	14	15	15	16	15	14	17	16	17	16	16	15	14	14	13	15	14	14	14	14	14	14
	Maximum Number of Bids	33	32	32	30	28	34	33	32	34	40	33	37	33	37	42	39	37	35	40	37	36	34	31	33	32	34	32	35	38	36

Note: In the table are presented the daily maximum hourly values.

# Market for Allocation of Cross-Border Capacities



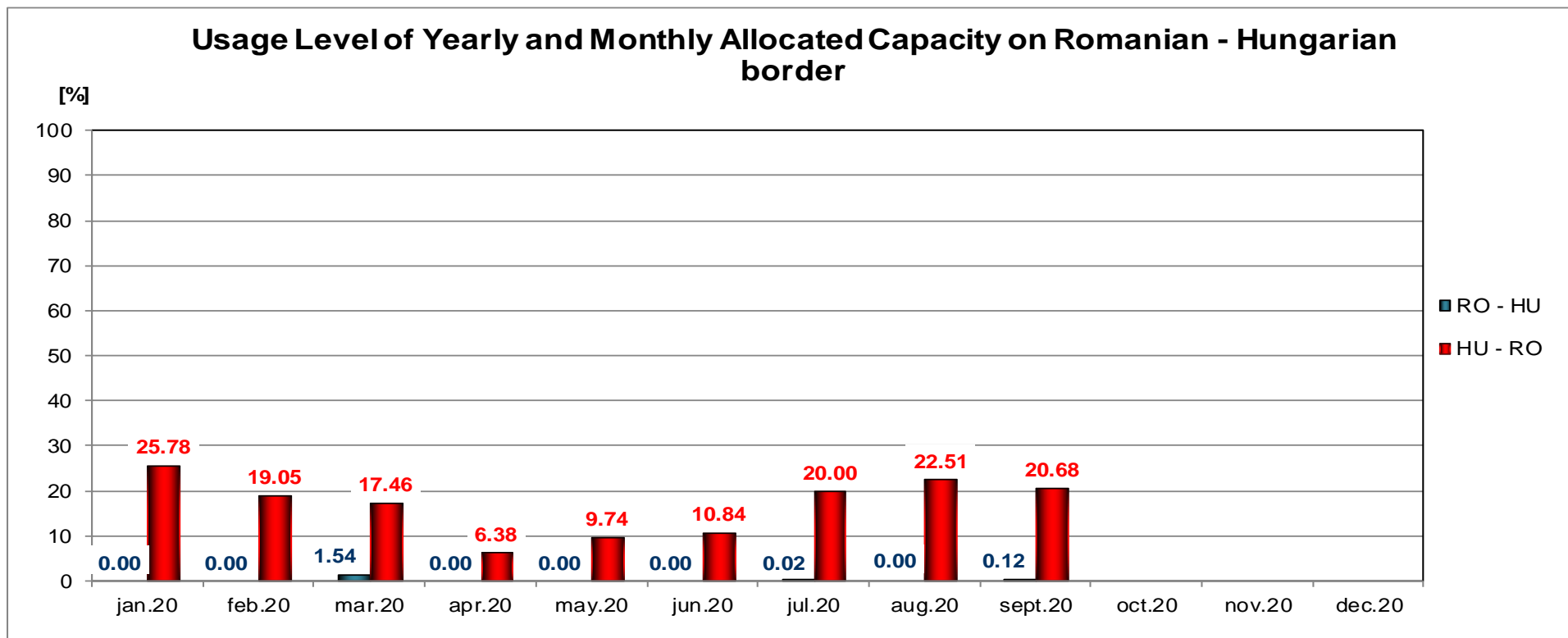
## Statistics on Intraday Auctions

September 2020		Intraday Auctions																														
		1	2	3	4	5	6	7	8	9	10	11	12	13	14	15	16	17	18	19	20	21	22	23	24	25	26	27	28	29	30	
Serbia Export	Maximum Number of Capacity Traders	0	0	0	0	0	0	0	0	0	0	0	0	0	0	0	0	0	0	0	0	0	0	0	0	0	0	0	0	0	1	0
	Maximum Number of Capacity Holders	-	-	-	-	-	-	-	-	-	-	-	-	-	-	-	-	-	-	-	-	-	-	-	-	-	-	-	-	-	1	-
Serbia Import	Maximum Number of Capacity Traders	0	0	0	0	0	0	0	0	0	0	0	0	0	0	1	0	0	0	0	0	0	0	0	0	0	0	0	0	0	0	0
	Maximum Number of Capacity Holders	-	-	-	-	-	-	-	-	-	-	-	-	-	-	1	-	-	-	-	-	-	-	-	-	-	-	-	-	-	-	-

Note: In the table are presented the daily maximum hourly values.

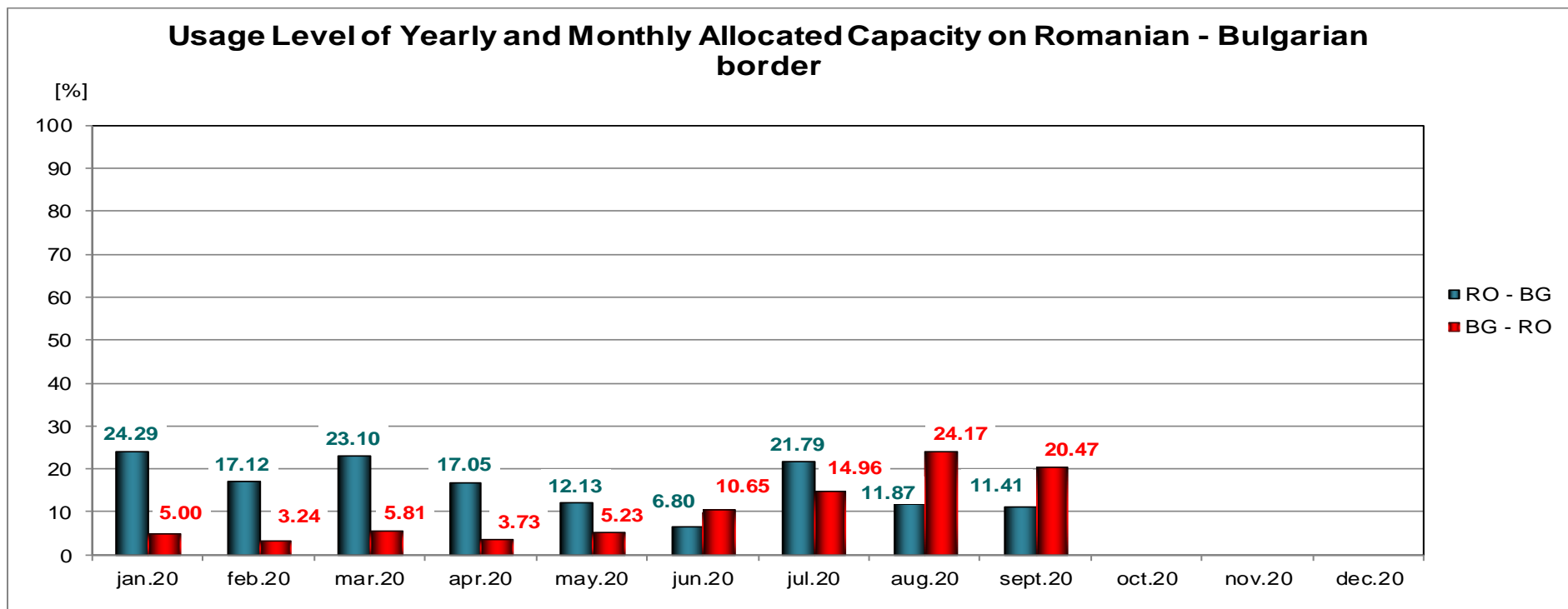
## Long term Auction on Romanian – Hungarian border

## Usage Level of Allocated Capacity



Usage level of yearly and monthly allocated capacity was calculated as ratio between nominated capacity and sum of allocated capacity at yearly and monthly auctions after returns.

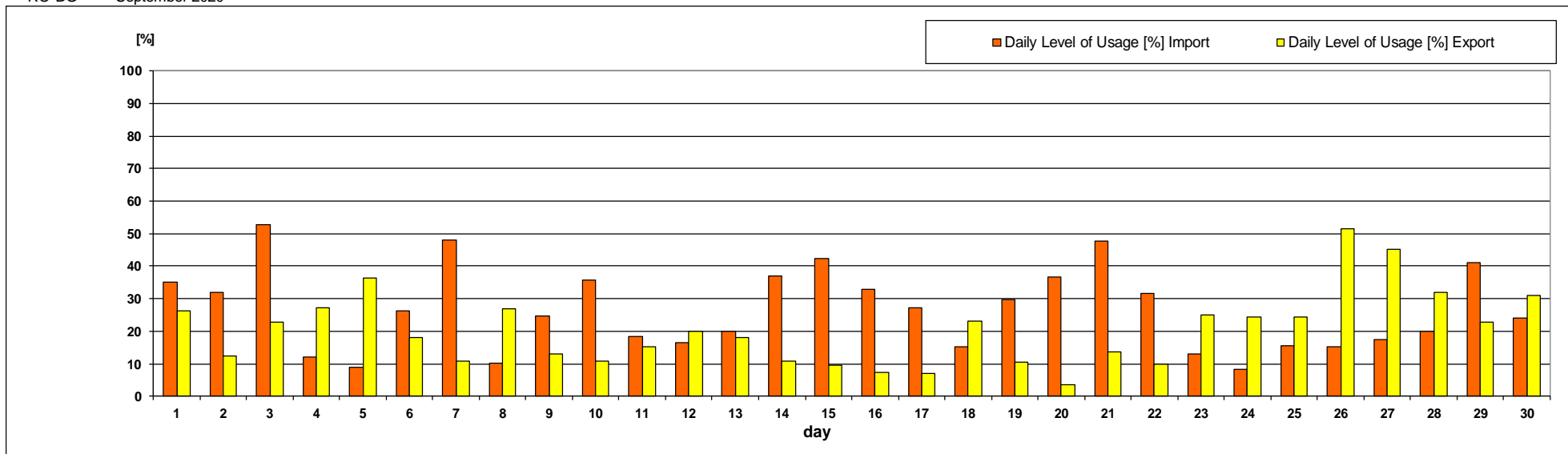
From the beginning of the year, the average values (arithmetic) of usage level are: 0.19% on export direction and 16.94% on import direction.



Usage level of yearly and monthly allocated capacity was calculated as ratio between nominated capacity and sum of allocated capacity at yearly and monthly auctions after returns.

From the beginning of the year, the average values (arithmetic) of usage level are: 16.17% on export direction and 10.36% on import direction.

RO-BG September 2020



Daily Level of Usage [%]

September 2020	1	2	3	4	5	6	7	8	9	10	11	12	13	14	15	16	17	18	19	20	21	22	23	24	25	26	27	28	29	30
Import	34.99	32.07	52.90	12.16	8.96	26.27	48.08	10.19	24.74	35.84	18.33	16.53	20.00	37.01	42.26	32.99	27.28	15.37	29.61	36.56	47.78	31.62	12.96	8.30	15.70	15.37	17.40	20.01	41.08	23.94
Export	26.25	12.51	22.86	27.14	36.21	18.20	10.90	26.88	13.15	10.73	15.20	19.86	18.09	10.78	9.53	7.35	7.11	23.14	10.40	3.63	13.57	9.90	24.89	24.31	24.33	51.41	45.28	32.08	22.89	31.15

Level of usage of daily allocated capacity, calculated at monthly level, as ratio between sum of nominated daily capacities and sum of daily allocated capacities, has the following values:

- Import 26.07 [%]
- Export 20.20 [%]

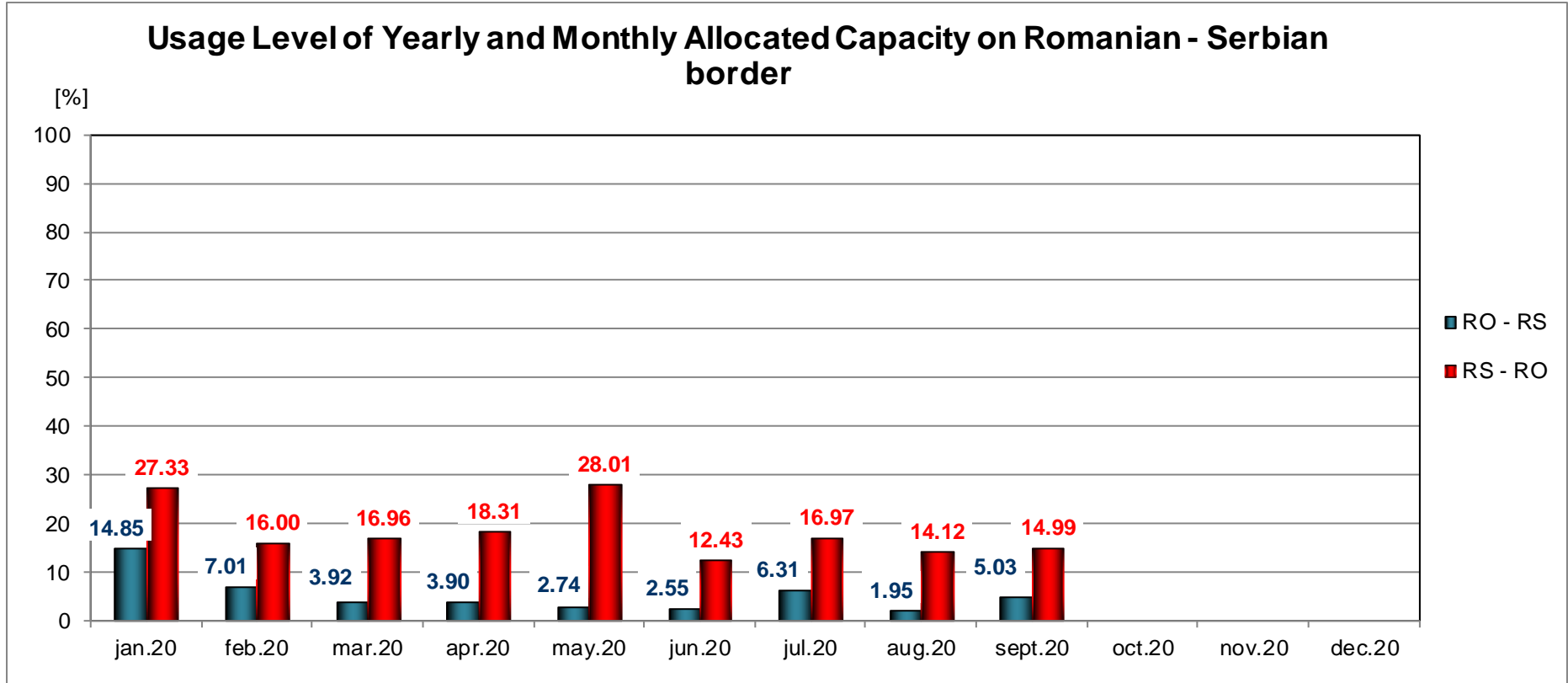


Transelectrica®  
Societate Administrată în Sistem Dualist

# Market for Allocation of Cross-Border Capacities

## Long term Auction on Romanian – Serbian border

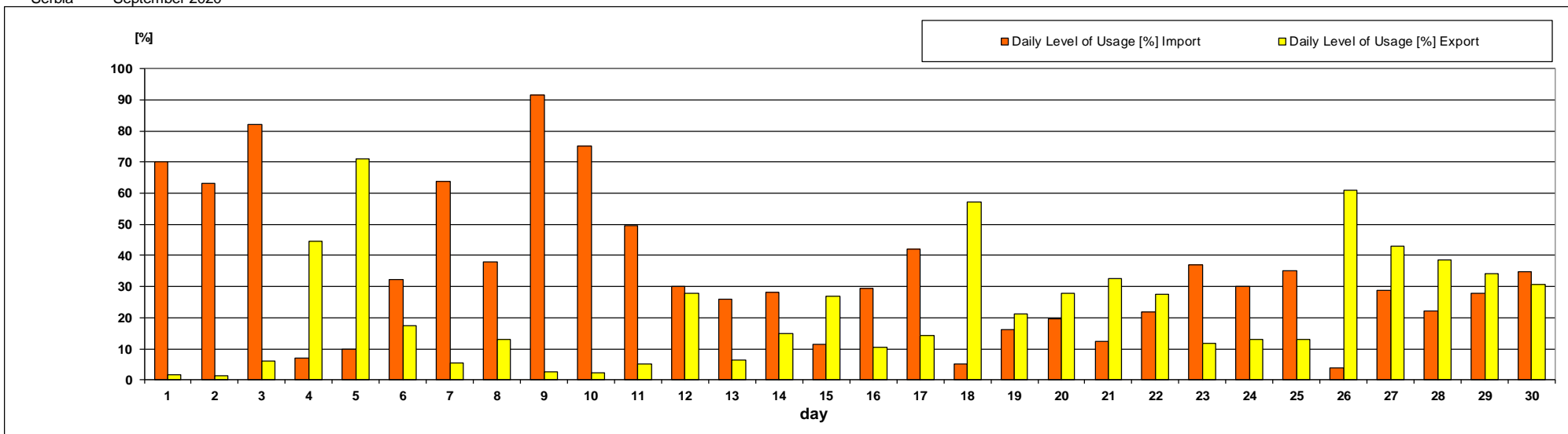
### Usage Level of Allocated Capacity



Usage level of yearly and monthly allocated capacity was calculated as ratio between nominated capacity and sum of allocated capacity at yearly and monthly auctions after returns.

From the beginning of the year, the average values (arithmetic) of usage level are: 5.36% on export direction and 18.35% on import direction.

Serbia September 2020



Daily Level of Usage [%]

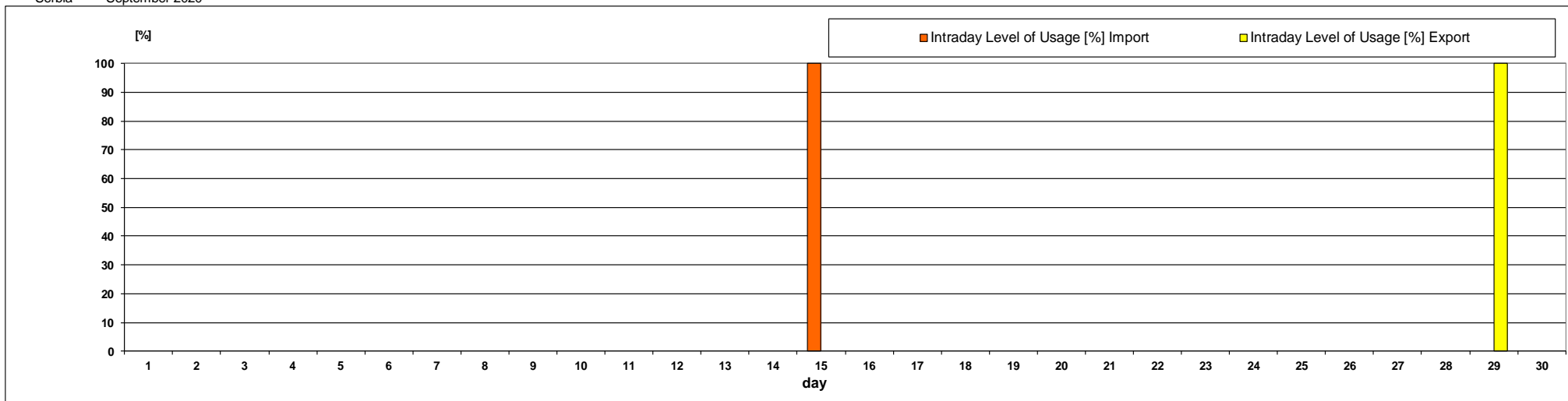
September 2020	1	2	3	4	5	6	7	8	9	10	11	12	13	14	15	16	17	18	19	20	21	22	23	24	25	26	27	28	29	30
Import	70.23	63.32	82.22	7.17	9.97	32.11	63.72	38.02	91.68	75.01	49.64	29.91	25.87	28.25	11.44	29.45	41.92	5.17	16.24	19.74	12.46	21.92	37.11	29.93	35.03	3.86	28.92	22.19	27.74	34.78
Export	1.71	1.35	6.13	44.42	71.03	17.51	5.38	12.95	2.55	2.16	5.08	27.95	6.47	15.07	26.83	10.37	14.40	57.14	21.19	27.96	32.52	27.62	11.78	13.16	13.03	60.87	43.00	38.42	34.29	30.57

Level of usage of daily allocated capacity, calculated at monthly level, as ratio between sum of nominated daily capacities and sum of daily allocated capacities, has the following values:

- Import 30.35 [%]
- Export 21.36 [%]



Serbia September 2020

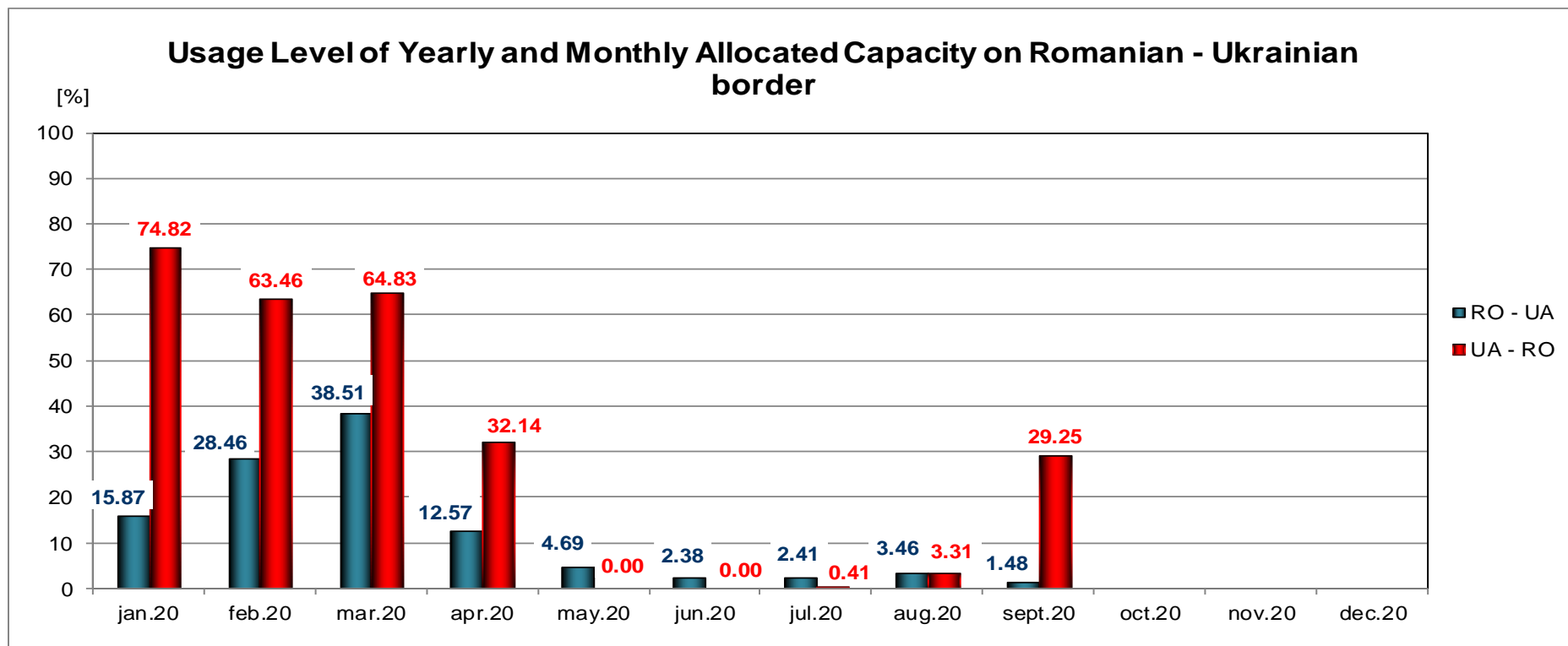


Intraday Level of Usage [%]

Intraday Level of Usage [%]	1	2	3	4	5	6	7	8	9	10	11	12	13	14	15	16	17	18	19	20	21	22	23	24	25	26	27	28	29	30
September 2020	-	-	-	-	-	-	-	-	-	-	-	-	-	-	100.00	-	-	-	-	-	-	-	-	-	-	-	-	-	-	-
Import	-	-	-	-	-	-	-	-	-	-	-	-	-	-	100.00	-	-	-	-	-	-	-	-	-	-	-	-	-	-	-
Export	-	-	-	-	-	-	-	-	-	-	-	-	-	-	-	-	-	-	-	-	-	-	-	-	-	-	-	-	100.00	-

Level of usage of intraday allocated capacity, calculated at monthly level, as ratio between sum of nominated intraday capacities and sum of intraday allocated capacities, has the following values:

- Import 100.00 [%] (allocated only on 15.09.2020)
- Export 100.00 [%] (allocated only on 29.09.2020)



Usage level of yearly and monthly allocated capacity was calculated as ratio between nominated capacity and sum of allocated capacity at yearly and monthly auctions.

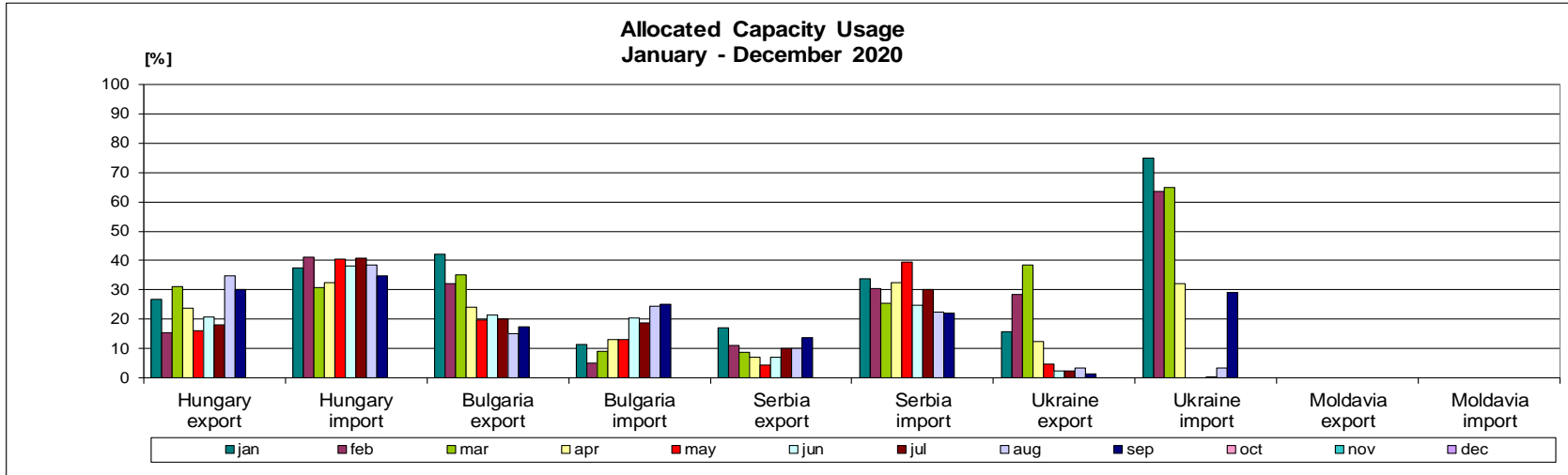
From the beginning of the year, the average values (arithmetic) of usage level are: 12.2% on export direction and 29.8% on import direction.



**Transelectrica®**  
Societate Administrată în Sistem Dualist

# Market for Allocation of Cross-Border Capacities

## Usage level of capacity rights



The level of usage of total capacity rights on one border and direction represent the percentage ratio between the energy associated with the commercial transactions, nominated during a month, and the energy associated with the total capacity rights.

[%]	Hungary export	Hungary import	Bulgaria export	Bulgaria import	Serbia export	Serbia import	Ukraine export	Ukraine import	Moldavia export	Moldavia import
jan	26.94	37.53	42.28	11.32	17.26	33.77	15.87	74.82	-	-
feb	15.52	41.05	32.10	5.03	10.98	30.55	28.46	63.46	-	-
mar	31.14	30.89	35.00	9.22	8.67	25.55	38.51	64.83	-	-
apr	23.90	32.60	24.14	13.12	7.09	32.47	12.57	32.14	-	-
may	16.05	40.59	19.79	13.25	4.42	39.40	4.69	0.00	-	-
jun	20.64	38.30	21.43	20.52	7.15	24.72	2.38	0.00	-	-
jul	18.20	40.66	19.99	18.85	10.02	30.09	2.41	0.41	-	-
aug	34.81	38.42	14.96	24.34	10.22	22.58	3.46	3.31	-	-
sep	30.18	34.79	17.56	25.29	13.80	22.20	1.48	29.25	-	-
oct										
nov										
dec										
<b>average</b>	<b>24.15</b>	<b>37.20</b>	<b>25.25</b>	<b>15.66</b>	<b>9.96</b>	<b>29.04</b>	<b>12.20</b>	<b>29.80</b>	-	-

Type B

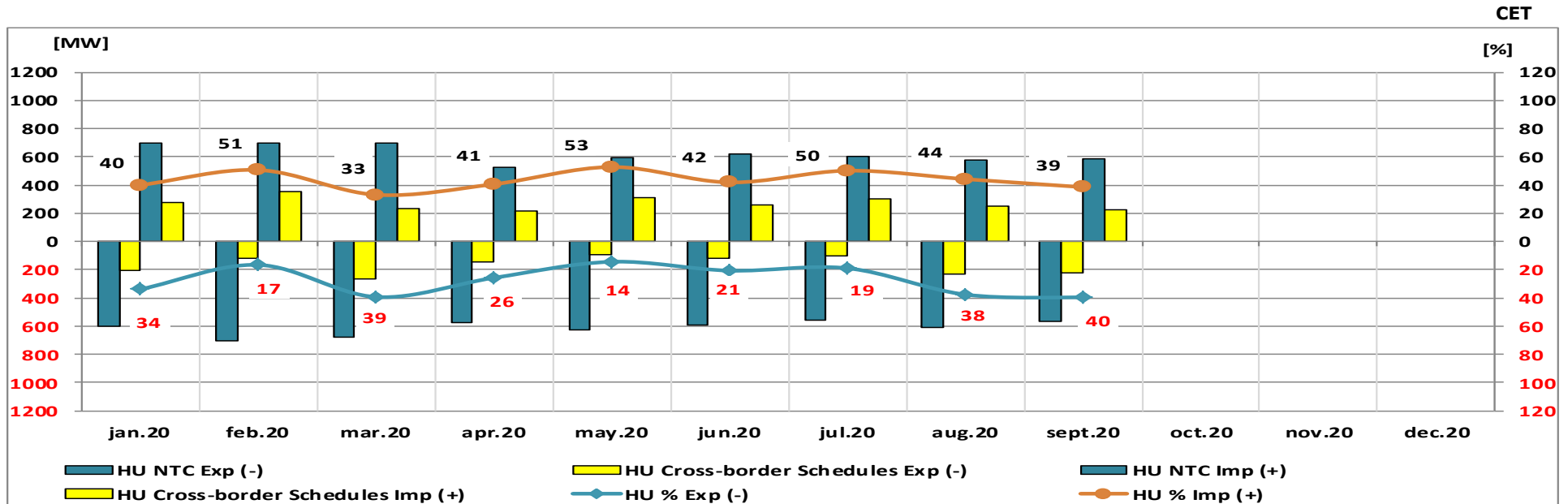
In September 2020, it was noticed a low level of capacity usage. The highest level of usage was on import direction from Hungary.



Transelectrica®  
Societate Administrată în Sistem Dualist

# Market for Allocation of Cross-Border Capacities

## Usage Level of NTC on Romanian – Hungarian border



Hungary (monthly averages values, MW)	jan.20	feb.20	mar.20	apr.20	may.20	jun.20	jul.20	aug.20	sept.20	oct.20	nov.20	dec.20	sum
HU NTC Exp (-)	-600	-700	-675	-573	-626	-592	-556	-610	-568				-5500
HU Cross-border Schedules Exp (-)	-203	-116	-265	-147	-90	-122	-105	-229	-225				-1502
HU NTC Imp (+)	700	700	701	523	595	620	600	574	583				5597
HU Cross-border Schedules Imp (+)	280	355	232	213	315	260	301	254	225				2436

The level of usage was calculated as ratio between total cross-border schedules (capacity nominated on long and short term) and NTC. From the beginning of the year, the average values (arithmetic) of usage level are: 27.37% on export direction and 43.61% on import direction.

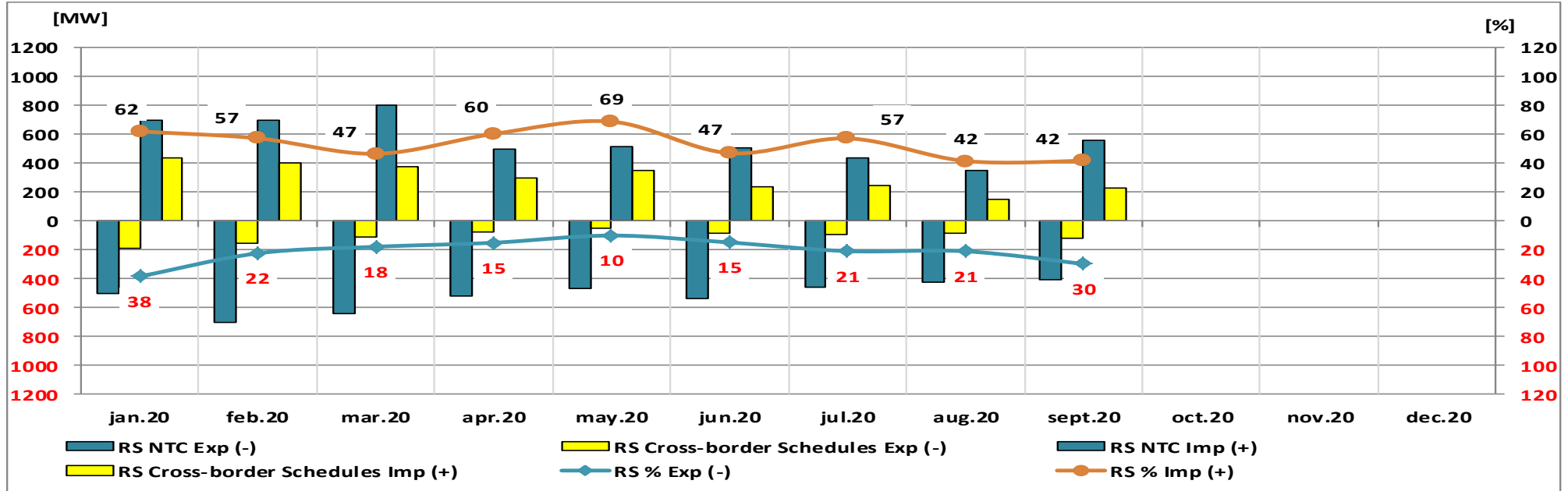


Transelectrica®  
Societate Administrată în Sistem Dualist

# Market for Allocation of Cross-Border Capacities

## Usage Level of NTC on Romanian – Serbian border

CET



Serbia (monthly averages values, MW)	jan.20	feb.20	mar.20	apr.20	may.20	jun.20	jul.20	aug.20	sept.20	oct.20	nov.20	dec.20	sum
RS NTC Exp (-)	-500	-700	-640	-522	-468	-540	-460	-423	-402				-4653
RS Cross-border Schedules Exp (-)	-192	-156	-114	-78	-47	-80	-96	-88	-119				-970
RS NTC Imp (+)	700	700	801	495	513	510	435	355	557				5066
RS Cross-border Schedules Imp (+)	435	401	373	299	353	240	249	147	232				2730

The level of usage was calculated as ratio between total cross-border schedules (capacity nominated on long and short term) and NTC. From the beginning of the year, the average values (arithmetic) of usage level are: 21.07% on export direction and 53.64% on import direction.

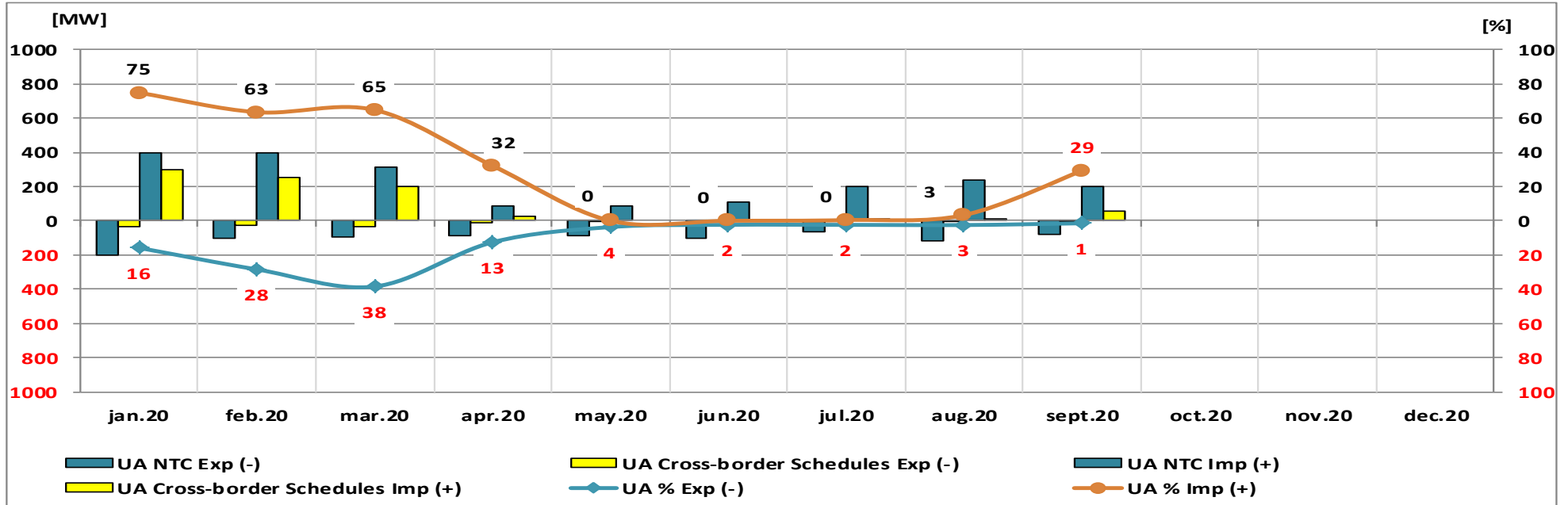


Transelectrica®  
Societate Administrată în Sistem Dualist

# Market for Allocation of Cross-Border Capacities

## Usage Level of NTC on Romanian – Ukrainian border

CET



Ukraine (monthly averages values, MW)	jan.20	feb.20	mar.20	apr.20	may.20	jun.20	jul.20	aug.20	sept.20	oct.20	nov.20	dec.20	sum
UA NTC Exp (-)	-200	-100	-94	-90	-84	-100	-68	-119	-83				-938
UA Cross-border Schedules Exp (-)	-31.7	-28.5	-36.0	-11.3	-3.1	-2.4	-1.6	-3.0	-1.2				-119
UA NTC Imp (+)	400	400	310	90	85	108	200	235	203				2033
UA Cross-border Schedules Imp (+)	299	254	201	29	0	0	1	8	59				851

The level of usage was calculated as ratio between total cross-border schedules (capacity nominated on long and short term) and NTC. From the beginning of the year, the average values (arithmetic) of usage level are: 11.98% on export direction and 29.79% on import direction.

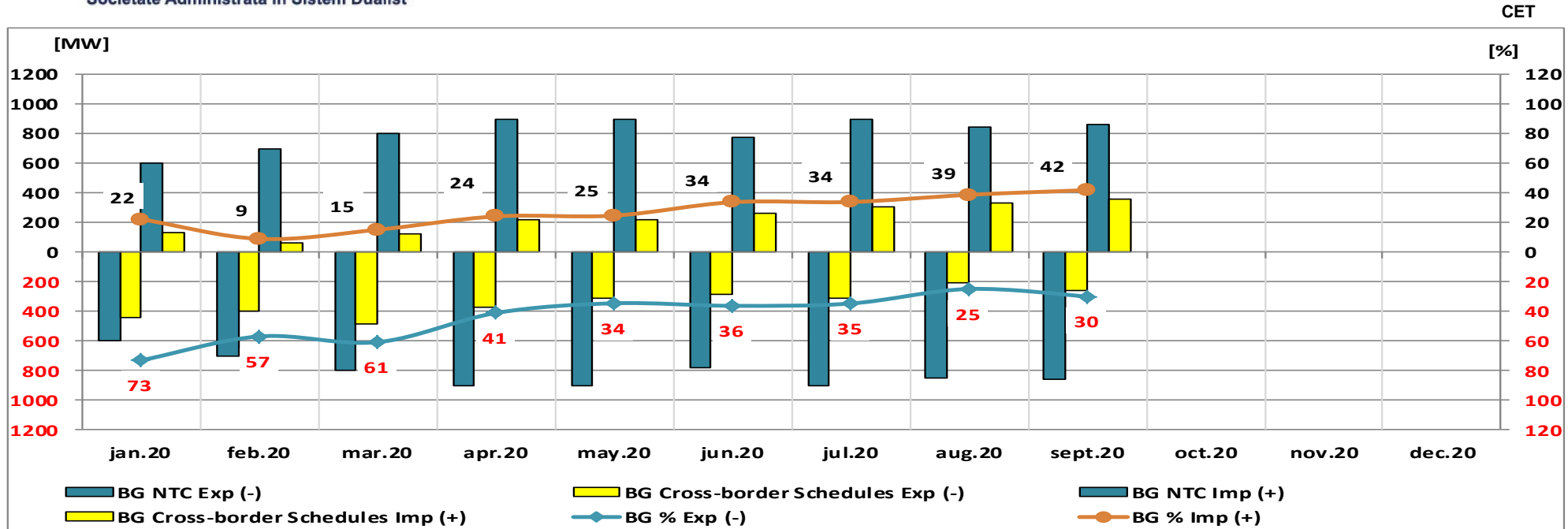


Transelectrica®

Societate Administrată în Sistem Dualist

# Market for Allocation of Cross-Border Capacities

## Usage Level of NTC on Romanian – Bulgarian border



Bulgaria (monthly averages values, MW)	jan.20	feb.20	mar.20	apr.20	may.20	jun.20	jul.20	aug.20	sept.20	oct.20	nov.20	dec.20	sum
BG NTC Exp (-)	-600	-700	-801	-900	-900	-780	-900	-848	-860				-7289
BG Cross-border Schedules Exp (-)	-438	-398	-487	-369	-310	-282	-312	-210	-257				-3064
BG NTC Imp (+)	600	700	801	900	900	780	900	848	860				7289
BG Cross-border Schedules Imp (+)	134	63	122	218	223	264	306	329	361				2019

The level of usage was calculated as ratio between total cross-border schedules (capacity nominated on long and short term) and NTC. From the beginning of the year, the average values (arithmetic) of usage level are: 43.51% on export direction and 27.12% on import direction.



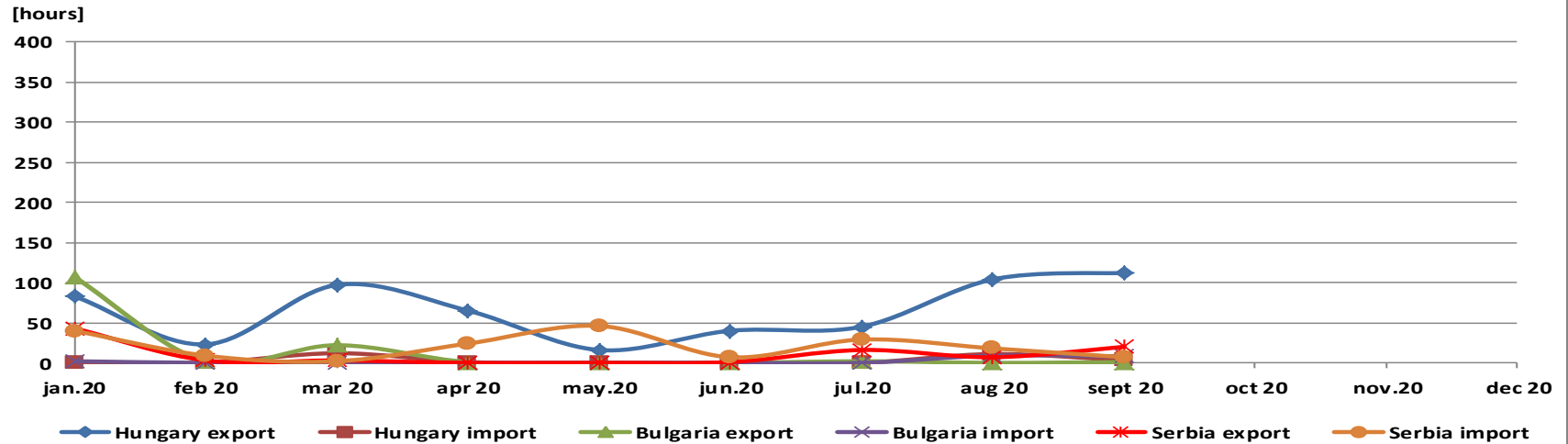
Transelectrica®  
Societate Administrată în Sistem Dualist

# Market for Allocation of Cross-Border Capacities

## Maximization of NTC Usage

CET

**Number of hours in which the sum of nominated cross-border schedules is higher than NTC**



Number of hours	jan.20	feb 20	mar 20	apr 20	may.20	jun.20	jul.20	aug 20	sept 20	oct 20	nov.20	dec 20
Hungary export	83	23	97	65	16	40	45	104	112			
Hungary import	0	0	12	1	0	0	0	11	3			
Bulgaria export	107	2	22	1	0	0	2	0	1			
Bulgaria import	2	0	0	0	0	0	0	9	8			
Serbia export	43	3	3	0	0	1	16	7	20			
Serbia import	40	9	2	24	46	7	29	18	7			

By making efficient use of the interconnection (applying “netting” principle in daily and intra-day offered capacity calculation) there are some hours in which sum of nominated cross-border schedules is higher than the NTC.



# Market for Allocation of Cross-Border Capacities



## Synthesis (C1, C3, HHI) on type of auction and total values

September 2020

Border	Auction												Total		
	Yearly			Monthly			Daily			Intraday					
	C1 [%]	C3 [%]	HHI	C1 [%]	C3 [%]	HHI	C1 [%]	C3 [%]	HHI	C1 [%]	C3 [%]	HHI	C1 [%]	C3 [%]	HHI
<b>Hungary import</b>	28.57	57.43	1565	18.18	44.96	1080	-	-	-	-	-	-	21.86	50.14	1196
<b>Hungary export</b>	27.51	55.87	1432	23.06	47.54	1232	-	-	-	-	-	-	21.76	50.72	1106
<b>Bulgaria import</b>	36.00	56.00	1769	28.69	55.99	1467	17.80	52.03	1205	-	-	-	13.62	39.58	829
<b>Bulgaria export</b>	22.09	56.63	1517	33.33	75.00	2196	20.53	58.47	1396	-	-	-	19.69	47.75	1004
<b>Serbia import</b>	20.00	56.00	1522	33.43	80.73	2379	24.17	70.54	1989	100.00	100.00	10000	21.29	51.50	1318
<b>Serbia export</b>	30.40	68.00	1899	42.09	75.85	2557	27.23	68.65	1911	100.00	100.00	10000	21.55	55.11	1347
<b>Ukraine import</b>	-	-	-	42.38	78.77	2721	-	-	-	-	-	-	42.38	78.77	2721
<b>Ukraine export</b>	-	-	-	50.00	90.00	3408	-	-	-	-	-	-	50.00	90.00	3408
<b>Moldavia import</b>	-	-	-	-	-	-	-	-	-	-	-	-	-	-	-

Note:

- On the Hungarian border the implicit daily allocation is done through the market coupling mechanism of CZ-SK-HU day-ahead electricity markets (starting with 20.11.2014) and implicit intraday allocation is organized due to the integration of Romanian intraday market in SIDC - Single Intra-Day Market (starting with 20.11.2019).
- On the Bulgarian border implicit intraday allocation is organized due to the integration of Romanian intraday market in SIDC (Single Intra-Day Market) (starting with 20.11.2019).



**Email: [Monitorizare.Piata@transelectrica.ro](mailto:Monitorizare.Piata@transelectrica.ro)**

**Fax: 021 3035630**