



Transelectrica®
Societate Administrată în Sistem Dualist

MARKET MONITORING REPORT

Market for Allocation of Cross-Border Capacities

November 2020



ANRE - Romanian Energy Regulatory Authority
HHI - Herfindahl-Hirschman Index
BRP - Balance Responsible Party
BM - Balancing Market
DAM - Day Ahead Market
TSO - Transmission System Operator
DU – Dispatchable Unit
PN – Physical Notification
NDC - National Dispatching Center
C1 – The market share of the largest market participant
C3 – Total market share of top 3 market participants
NPS – Minimum number of residual generators
TTC – Total Transfer Capacity
NTC – Net Transfer Capacity
ATC – Available Transfer Capacity

Transelectrica, the Romanian Transmission System Operator, operates and monitors the activity of 3 types of markets: Balancing Market, Ancillary Services Market and Market for Allocation of Cross-Border Capacities.

Using the records from the markets data base, Transelectrica prepares daily, weekly and monthly monitoring reports. A part of the data included in these reports (those data which are not confidential) is published on the website **www.transelectrica.ro**

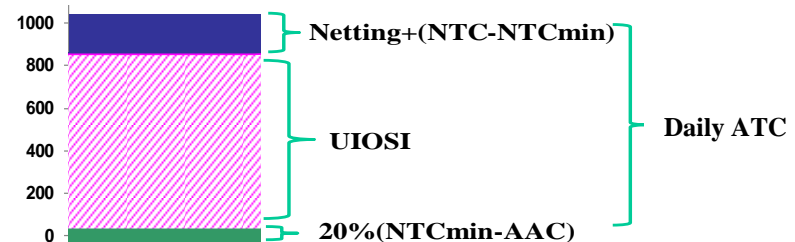
General Remarks



Transelectrica®

Societate Administrată în Sistem Dualist

- According to the agreements between Transelectrica and neighbors for year 2020 :
 - ✓ on the Bulgarian border, the bilateral coordinated allocation is done for 100% of total capacity by Transelectrica for daily auctions. Starting with 20.11.2019, implicit intraday allocation with continuous trading is organized on the Bulgarian border, due to the integration of Romanian intraday market in SIDC (Single Intra-Day Market). In the event of decoupling, no explicit intraday auctions are organized on RO – BG border; the “netting” is applied to daily and intraday allocation.
 - ✓ on the Hungarian border, starting with 20.11.2019 is organized implicit intraday allocation with continuous trading, due to the integration of Romanian intraday market in SIDC (Single Intra-Day Market). In the event of decoupling, no explicit intraday auctions are organized on RO – HU border. Implicit daily allocations are held since the CZ-SK-HU-RO day-ahead market coupling. In the event of decoupling, MAVIR is in charge with the explicit daily auctions (shadow auctions) for RO-HU border. The “netting” is applied to daily and intraday allocation.
 - ✓ on the Serbian border, the bilateral coordinated allocation, is done for 100% of total capacity by EMS (Serbia) for daily auctions and by Transelectrica for long term and intraday auctions. The “netting” is applied to daily and intraday allocation. The intraday allocation is done in six auction sessions for time intervals: 00:00-04:00, 04:00-08:00, 08:00-12:00, 12:00-16:00, 16:00-20:00, 20:00-00:00 CET.
 - ✓ *UIOSI* („use it or sell it”) principle is applied on Hungarian, Bulgarian and Serbian borders.
 - ✓ the long term auctions on Hungarian and Bulgarian borders are held by Joint Allocation Office (JAO) based on Allocation Rules for Forward Capacity Allocation (HAR) and border specific Annex. On these borders it is applied:
 - ✓ reservation of a percentage of interconnection capacity for short term auction, offered capacity being calculated as 80% of the minimum of available capacities of all periods of the month;



- Transelectrica’s auctions are held on Damas platform, with euro currency trading;
- On Romania – Bulgaria, Romania – Serbia and Romania – Hungary border, the use of the physical transport rights is performed in accordance with the m:n nomination principle, for all time horizons.



- Long term auction results on the Hungarian and Bulgarian borders are provide by JAO and daily auction results on the Serbian border (auction prices, allocated capacities) are provided by the respective TSO.
- Usage of allocated capacity on Ukrainian and Moldavian border is restricted by Ukrainian TSO agreement and respectively by the approval of the distribution operator of the passive consumption islands.
- Monthly auctions for November 2020 were held as:
 - ✓ Import/export Hungary*: 01 – 30.11.2020;
 - ✓ import/export Bulgaria*: 01 – 30.11.2020;
 - ✓ import Serbia: 01 – 06.11.2020; 07 – 13.11.2020; 14 – 15.11.2020; 16 – 30.11.2020;
 - ✓ export Serbia: 01 – 06.11.2020; 07 – 30.11.2020;
 - ✓ import Ukraine: 01 – 30.11.2020;
 - ✓ export Ukraine: 01 – 04.11.2020; 05 – 06.11.2020; 07 – 08.11.2020; 09 – 13.11.2020; 14 – 15.11.2020; 16 – 20.11.2020; 21 – 27.11.2020; 28 – 30.11.2020.
- In November 2020 there were no auctions held on Moldavian border.

* according to the allocation rules, monthly offered capacity was calculated taking into account the minimum of NTC's monthly values.



Transelectrica®
Societate Administrată în Sistem Dualist

Market for Allocation of Cross-Border Capacities

Monthly auction Results of 01 – 30 November 2020

	Prices [euro/MWh]	Capacities [MW]								
	Results	TTC	NTC	ATC	AAC	Reserved	Offered	Requested	Alocated	Final Rights*
Hungary export										
01 November 2020	0.49	800	700	351	349	0	200	2153	200	549
02 - 04 November 2020	0.49	700	600	251	349	0	200	2153	200	549
05 - 30 November 2020	0.49	800	700	351	349	0	200	2153	200	549
Hungary import										
01 November 2020	0.55	800	700	350	350	0	200	2034	198	548
02 - 06 November 2020	0.55	700	600	250	350	0	200	2034	198	548
07 - 08 November 2020	0.55	800	700	350	350	0	200	2034	198	548
09 - 15 November 2020	0.55	750	650	300	350	0	200	2034	198	548
16 - 20 November 2020	0.55	800	700	350	350	0	200	2034	198	548
21 - 27 November 2020	0.55	700	600	250	350	0	200	2034	198	548
28 - 30 November 2020	0.55	800	700	350	350	0	200	2034	198	548
Bulgaria export										
01 - 06 November 2020	0.18	900	800	551	249	0	440	2683	439	688
07 - 30 November 2020	0.18	1000	900	651	249	0	440	2683	439	688
Bulgaria import										
01 - 06 November 2020	0.21	900	800	550	250	0	440	2848	438	688
07 - 30 November 2020	0.21	1000	900	650	250	0	440	2848	438	688

Notes:

ATC values on Hungarian and Bulgarian borders are calculated before the reservation of capacity. Offered capacity includes reservation and returned capacity.

Requested = requested capacity that remains after automatic rejection of the offers with credit limit exceeded

Final rights = monthly allocated capacity + yearly allocated capacity after returns and withdrawals.



Transelectrica®
Societate Administrată în Sistem Dualist

Market for Allocation of Cross-Border Capacities

Monthly auction Results of 01 – 30 November 2020

	Prices [euro/MWh]	Capacities [MW]								
	Results	TTC	NTC	ATC	AAC	Reserved	Offered	Requested	Allocated	Final Rights*
Serbia export										
01 - 06 November 2020	0.09	800	700	450	250	-	450	1065	450	700
07 - 30 November 2020	0.18	700	600	350	250	-	350	1089	350	600
Serbia import										
01 - 06 November 2020	0.42	800	700	450	250	-	450	1283	450	700
07 - 13 November 2020	0.45	700	600	350	250	-	350	1149	350	600
14 - 15 November 2020	0.32	750	650	400	250	-	400	1188	400	650
16 - 30 November 2020	0.40	700	600	350	250	-	350	1228	350	600
Ukraine export										
01 - 04 November 2020	0.00	200	100	100	-	-	100	80	80	80
05 - 06 November 2020	0.00	250	150	150	-	-	150	90	90	90
07 - 08 November 2020	0.00	300	200	200	-	-	200	110	110	110
09 - 13 November 2020	0.00	250	150	150	-	-	150	90	90	90
14 - 15 November 2020	0.00	300	200	200	-	-	200	110	110	110
16 - 20 November 2020	0.00	200	100	100	-	-	100	80	80	80
21 - 27 November 2020	0.00	300	200	200	-	-	200	110	110	110
28 - 30 November 2020	0.00	250	150	150	-	-	150	80	80	80
Ukraine import										
01 - 30 November 2020	0.09	400	300	300	-	-	300	430	300	300
Moldavia export										
01 - 30 November 2020	-	-	-	-	-	-	-	-	-	-
Moldavia import										
01 - 30 November 2020	-	-	-	-	-	-	-	-	-	-
RO_Vulcanesti	-	-	-	-	-	-	-	-	-	-
01 - 30 November 2020	-	-	-	-	-	-	-	-	-	-
RO_Costesti	-	-	-	-	-	-	-	-	-	-
01 - 30 November 2020	-	-	-	-	-	-	-	-	-	-
RO_Cioara	-	-	-	-	-	-	-	-	-	-

Notes:

Requested = requested capacity that remains after automatic rejection of the offers with credit limit exceeded

Final rights = monthly allocated capacity + yearly allocated capacity after returns and withdrawals.

Public

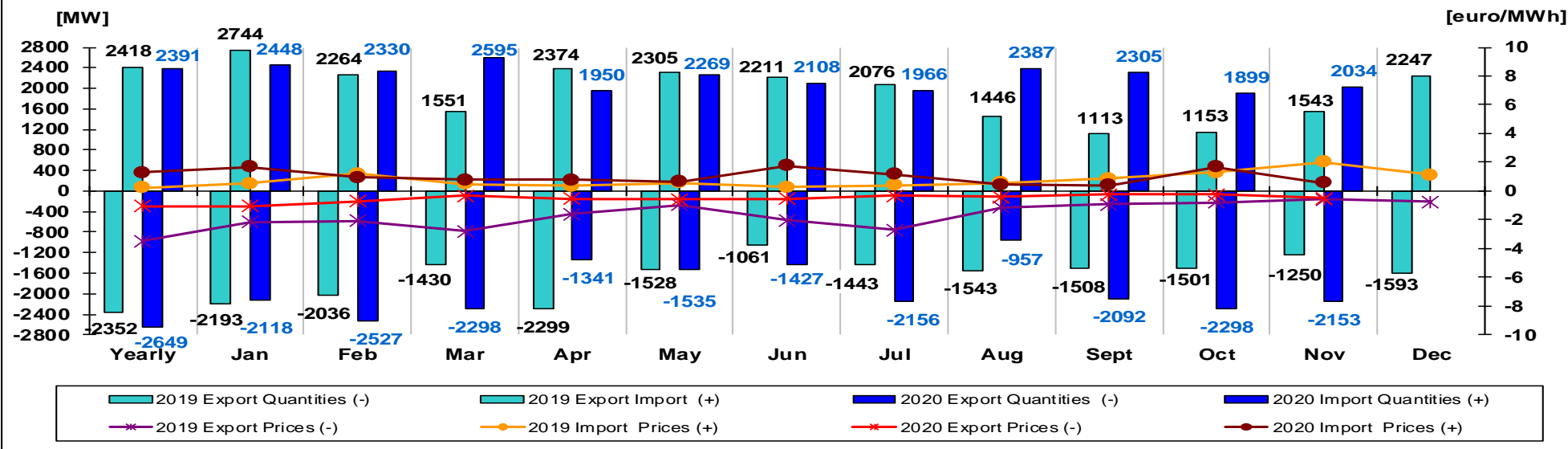
Market for Allocation of Cross-Border Capacities



Transelectrica®

Societate Administrată în Sistem Dualist

Weighted average of requested capacities correlated with auction clearing price (weighted with allocated capacities) on Hungarian border



Border	Yearly	Jan. 20	Feb.20	Mar.20	Apr.20	May 20	Jun. 20	Jul. 20	Aug. 20	Sept. 20	Oct. 20	Nov.20	Dec. 20
Hungary export	1.03	1.05	0.72	0.33	0.54	0.58	0.53	0.33	0.40	0.25	0.25	0.49	
Hungary import	1.28	1.67	0.96	0.78	0.77	0.64	1.77	1.18	0.43	0.38	1.67	0.55	

Border	Yearly	Jan. 19	Feb.19	Mar.19	Apr.19	May 19	Jun. 19	Jul. 19	Aug. 19	Sept. 19	Oct. 19	Nov.19	Dec. 19
Hungary export	3.46	2.14	2.07	2.81	1.61	0.96	2.02	2.71	1.13	0.94	0.81	0.57	0.75
Hungary import	0.24	0.51	1.19	0.49	0.37	0.59	0.27	0.42	0.56	0.87	1.31	2.00	1.13

- Compared with previous year, in November 2020 the auction price slightly decreased on export direction, while offered capacity and requested capacity were higher. On import direction, monthly auction price significantly decreased compared with similar period of previous year, while offered capacity and requested capacity were higher.

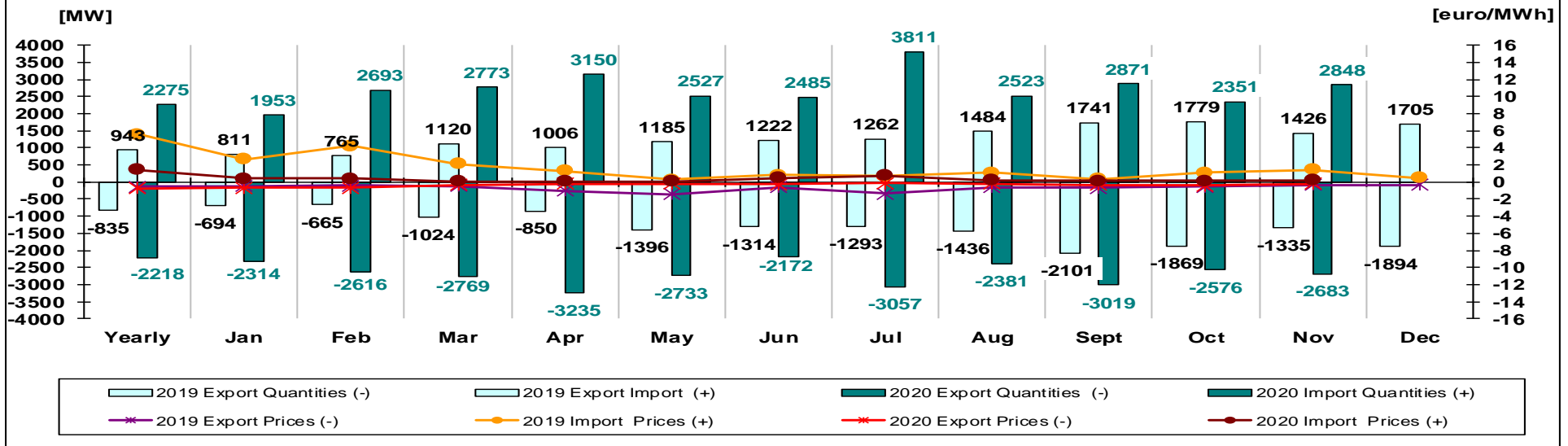
Market for Allocation of Cross-Border Capacities



Transelectrica®

Societate Administrată în Sistem Dualist

Weighted average of requested capacities correlated with auction clearing price (weighted with allocated capacities) on Bulgarian border



Border	Yearly	Jan. 20	Feb.20	Mar.20	Apr.20	May 20	Jun. 20	Jul. 20	Aug. 20	Sept. 20	Oct. 20	Nov.20	Dec. 20
Bulgaria export	0.77	0.71	0.68	0.35	0.18	0.19	0.25	0.14	0.20	0.33	0.38	0.18	
Bulgaria import	1.43	0.41	0.40	0.09	0.07	0.09	0.51	0.73	0.24	0.14	0.12	0.21	

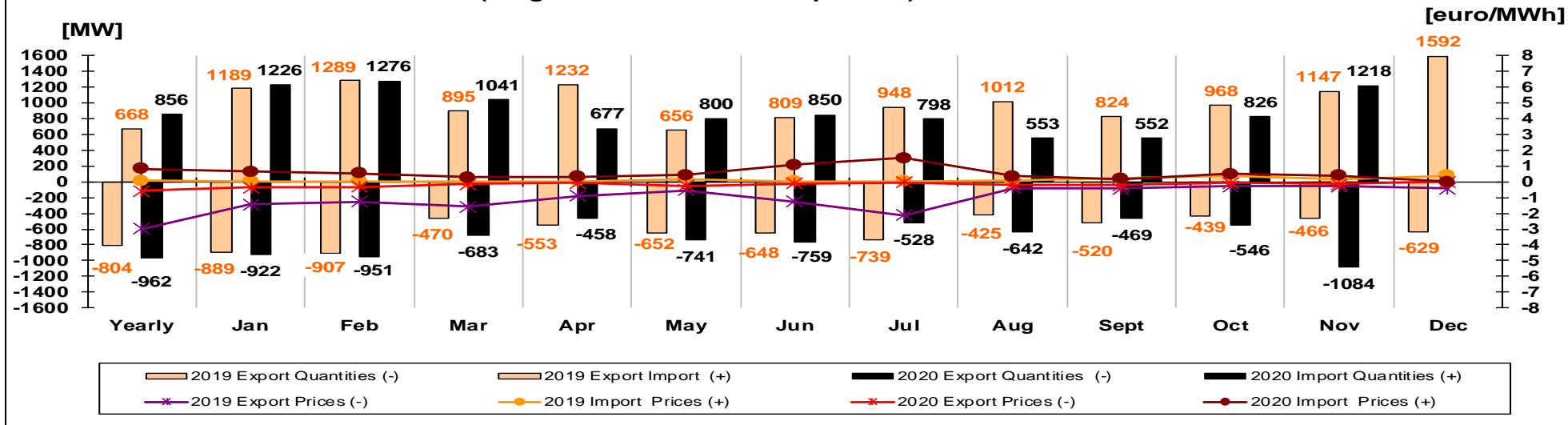
Border	Yearly	Jan. 19	Feb.19	Mar.19	Apr.19	May 19	Jun. 19	Jul. 19	Aug. 19	Sept. 19	Oct. 19	Nov.19	Dec. 19
Bulgaria export	0.51	0.47	0.44	0.46	1.03	1.45	0.58	1.36	0.61	0.71	0.51	0.37	0.35
Bulgaria import	5.60	2.67	4.24	2.09	1.27	0.27	0.82	0.68	1.11	0.31	1.11	1.42	0.51

- Compared with previous year, in November 2020 the auction price decreased on export direction, while offered capacity and requested capacity were higher. On import direction, monthly auction price decreased compared with similar period of previous year, while offered capacity and requested capacity were higher.

Market for Allocation of Cross-Border Capacities



Weighted average of requested capacities correlated with auction clearing price (weighted with allocated capacities) on Serbian border



Border	Yearly	Jan. 20	Feb.20	Mar.20	Apr.20	May 20	Jun. 20	Jul. 20	Aug. 20	Sept. 20	Oct. 20	Nov.20	Dec. 20
Serbia export	0.56	0.36	0.32	0.13	0.07	0.24	0.12	0.05	0.16	0.22	0.07	0.16	
Serbia import	0.82	0.66	0.52	0.29	0.32	0.43	1.08	1.50	0.35	0.17	0.51	0.41	

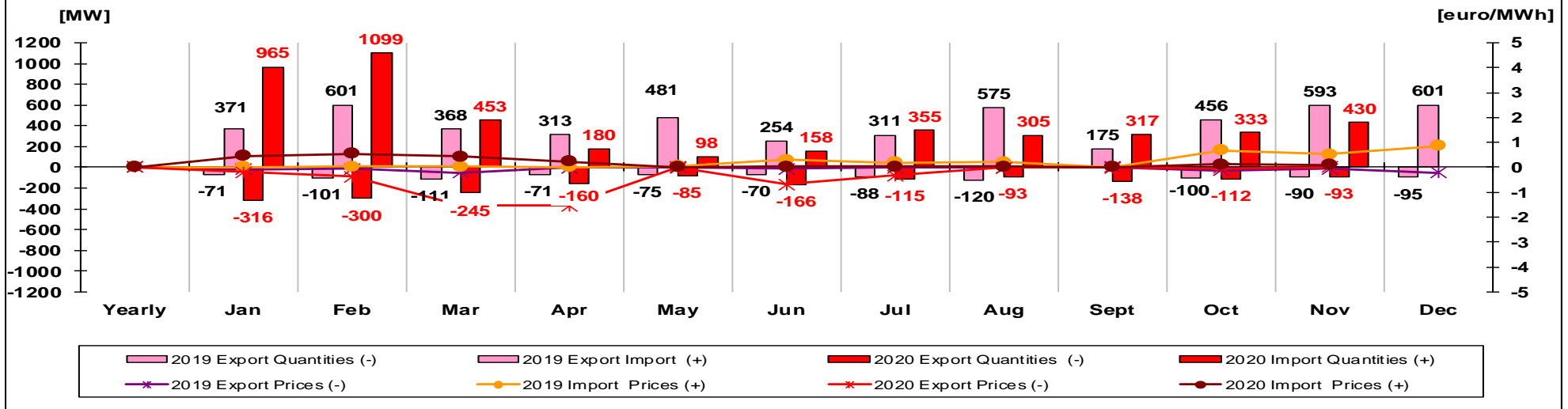
Border	Yearly	Jan. 19	Feb.19	Mar.19	Apr.19	May 19	Jun. 19	Jul. 19	Aug. 19	Sept. 19	Oct. 19	Nov.19	Dec. 19
Serbia export	2.97	1.42	1.27	1.58	0.88	0.55	1.24	2.13	0.38	0.45	0.28	0.29	0.43
Serbia import	0.07	0.03	0.03	0.01	0.03	0.16	0.04	0.03	0.06	0.21	0.39	0.13	0.41

- Compared with previous year, in November 2020 the auction price decreased on export direction, while offered capacity and requested capacity were higher. On import direction monthly auction price increased, while offered capacity was lower and requested capacity was higher.

Market for Allocation of Cross-Border Capacities



Weighted average of requested capacities correlated with auction clearing price (weighted with allocated capacities) on Ukrainian border



Border	Yearly	Jan. 20	Feb.20	Mar.20	Apr.20	May 20	Jun. 20	Jul. 20	Aug. 20	Sept. 20	Oct. 20	Nov.20	Dec. 20
Ukraine export	-	0.20	0.37	1.55	1.55	0.02	0.69	0.32	0.01	0.02	0.04	0.00	
Ukraine import	-	0.45	0.55	0.44	0.23	0.02	0.03	0.02	0.02	0.02	0.12	0.09	

Border	Yearly	Jan. 19	Feb.19	Mar.19	Apr.19	May 19	Jun. 19	Jul. 19	Aug. 19	Sept. 19	Oct. 19	Nov.19	Dec. 19
Ukraine export	-	0.08	0.07	0.22	0.01	0.00	0.07	0.02	0.01	-	0.13	0.07	0.21
Ukraine import	-	0.00	0.04	0.02	0.00	0.06	0.29	0.18	0.21	0.01	0.68	0.53	0.85

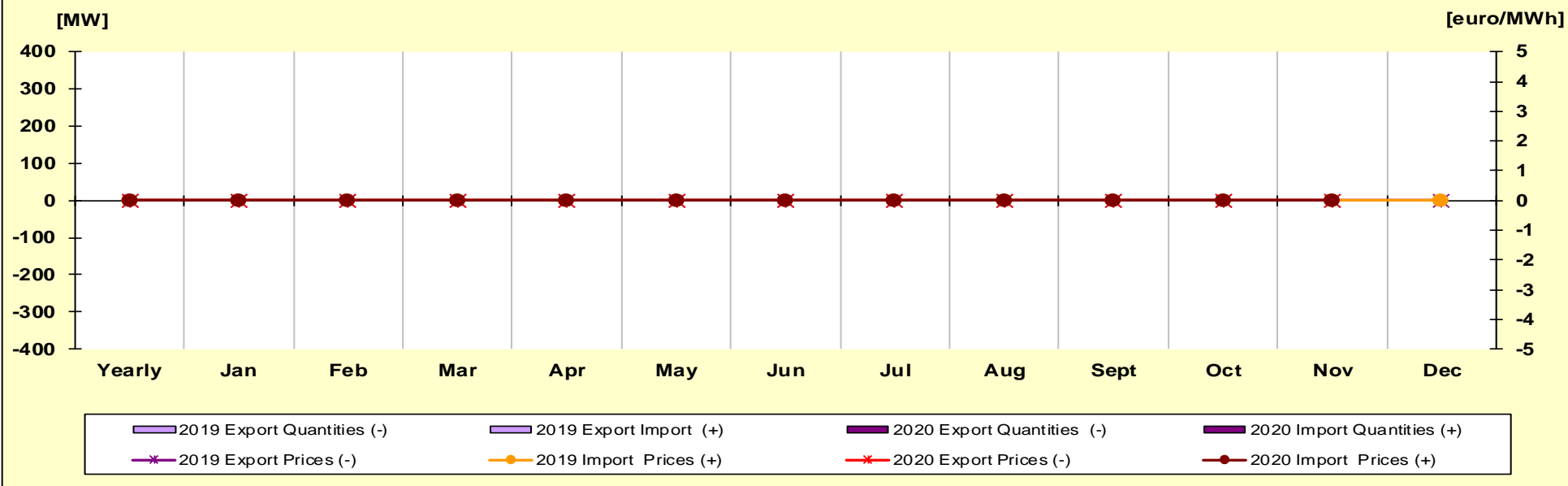
- Compared with previous year, in November 2020 the auction price decreased on import direction, while offered capacity was higher and requested capacity was lower. On export direction, offered and requested capacity were higher compared with similar month of previous year and the auction price was zero (requested capacity was lower than offered capacity).

Market for Allocation of Cross-Border Capacities



Transelectrica®
Societate Administrată în Sistem Dualist

Weighted average of requested capacities correlated with auction clearing price (weighted with allocated capacities) on Moldavian border



Border	Yearly	Jan. 20	Feb.20	Mar.20	Apr.20	May 20	Jun. 20	Jul. 20	Aug. 20	Sept. 20	Oct. 20	Nov.20	Dec. 20
Moldavia export	-	-	-	-	-	-	-	-	-	-	-	-	-
Moldavia import	-	-	-	-	-	-	-	-	-	-	-	-	-

Border	Yearly	Jan. 19	Feb.19	Mar.19	Apr.19	May 19	Jun. 19	Jul. 19	Aug. 19	Sept. 19	Oct. 19	Nov.19	Dec. 19
Moldavia export	-	-	-	-	-	-	-	-	-	-	-	-	-
Moldavia import	-	-	-	-	-	-	-	-	-	-	-	-	-

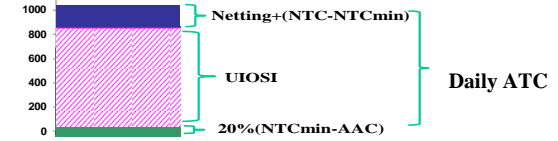


Transelectrica®
Societate Administrată în Sistem Dualist

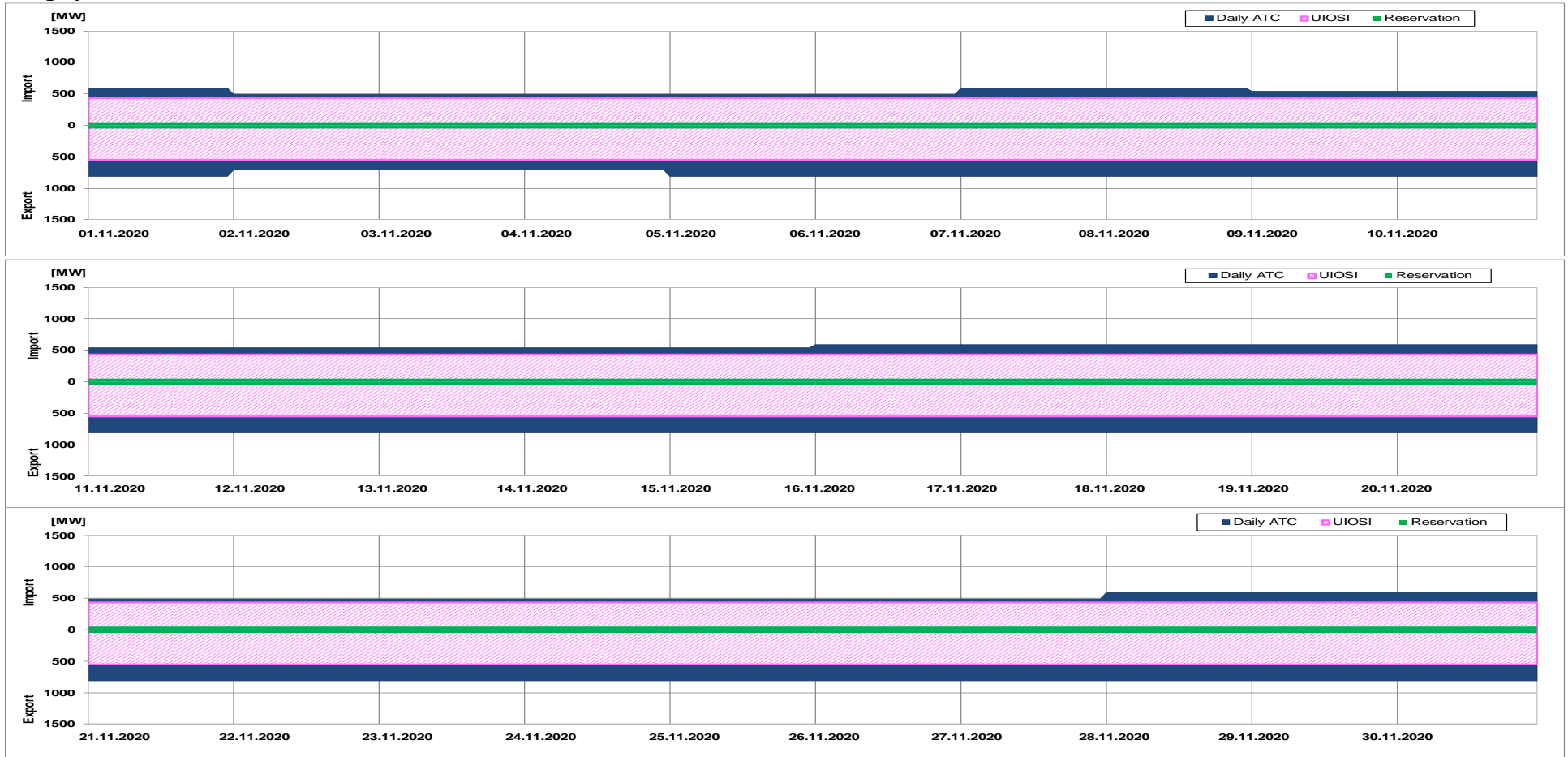
Market for Allocation of Cross-Border Capacities

Daily implicit Auctions on Romanian – Hungarian border

Reserved Capacity [MW] average value		Unused Capacity [MW] average value	
RO-HU	HU-RO	RO-HU	HU-RO
51	50	549	438



Hungary November 2020

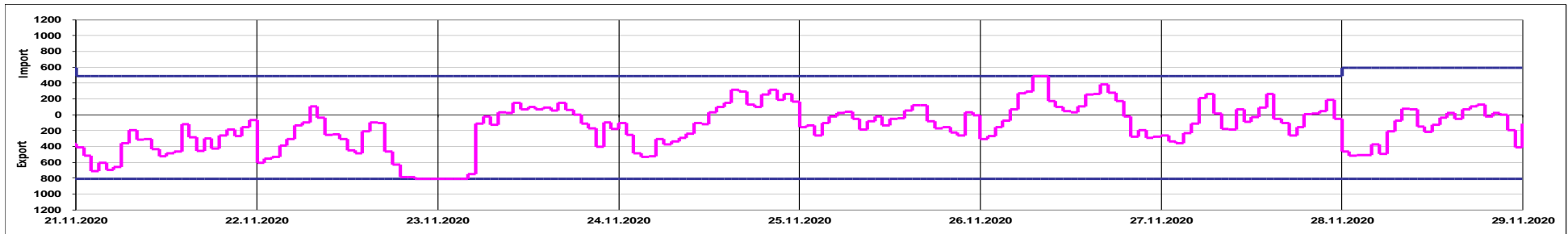
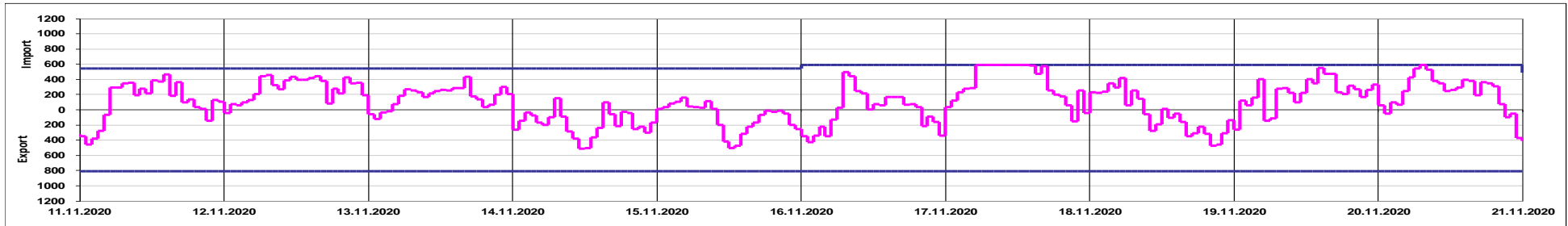
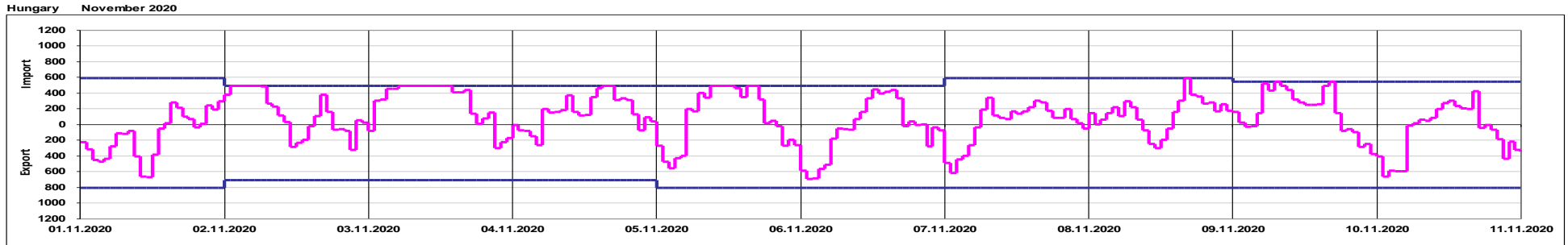




Transelectrica®
Societate Administrată în Sistem Dualist

Market for Allocation of Cross-Border Capacities

Daily implicit Auctions on Romanian – Hungarian border



Offered Capacity on Daily Auction [MW]

Net Position Border RO – HU [MWh]

Public

Market for Allocation of Cross-Border Capacities

Daily implicit Auctions on Romanian – Hungarian border



Transelectrica®

Societate Administrată în Sistem Dualist

DAM Prices RO [Euro/MWh]

Day	1	2	3	4	5	6	7	8	9	10	11	12	13	14	15	16	17	18	19	20	21	22	23	24	Max
1	10.98	8.04	7.06	6.41	5.18	5.40	7.00	8.89	13.98	17.82	19.39	20.91	20.11	16.70	19.49	29.00	38.36	43.79	39.06	38.79	35.14	32.07	24.43	14.07	43.79
2	4.58	1.00	2.05	10.26	22.36	40.42	45.02	48.68	49.03	47.10	46.39	46.13	47.90	47.92	48.85	51.65	60.32	65.99	63.98	58.05	52.86	49.04	42.22	34.47	65.99
3	28.98	22.75	18.88	19.05	23.08	34.47	42.88	49.03	50.88	49.26	46.98	45.93	46.98	46.95	49.12	52.28	60.39	65.87	61.99	55.04	46.98	40.82	36.51	29.74	65.87
4	29.80	28.80	26.28	24.29	26.90	30.81	39.49	47.54	48.19	46.96	46.42	43.68	45.95	43.73	45.49	48.00	52.83	53.83	53.35	48.57	45.01	39.20	37.17	33.20	53.83
5	32.50	31.79	30.77	29.58	31.65	33.93	42.40	48.00	51.05	47.11	44.78	41.09	40.47	38.91	40.56	41.09	49.10	52.98	53.47	48.56	42.65	36.61	36.11	32.96	53.47
6	31.66	30.20	29.67	29.30	29.81	33.00	40.15	48.00	50.40	46.98	42.95	40.78	39.84	39.41	42.28	45.93	51.64	56.00	54.97	49.10	44.11	38.64	37.52	34.00	56.00
7	33.08	30.83	28.50	28.40	28.14	28.57	30.07	36.65	35.97	35.98	34.73	34.73	34.51	34.05	36.39	41.52	50.56	51.95	50.47	48.34	46.00	41.77	38.70	33.31	51.95
8	32.94	30.41	29.08	28.22	28.10	28.56	29.24	28.69	30.26	32.17	32.01	31.50	30.60	30.25	31.91	35.98	45.00	46.97	46.50	46.15	44.30	40.48	38.16	34.09	46.97
9	33.03	32.00	30.90	30.53	31.44	35.00	47.87	53.68	55.44	52.80	49.96	50.92	49.99	49.62	50.96	52.01	57.12	63.81	59.22	55.07	49.03	44.55	41.17	37.59	63.81
10	36.01	35.97	34.46	34.00	34.91	37.11	46.31	50.62	54.02	51.70	50.07	49.59	49.51	49.51	50.91	52.91	56.87	72.20	65.16	58.78	51.47	47.26	44.70	38.29	72.20
11	35.32	35.51	34.01	33.77	33.29	36.97	46.97	54.69	57.00	55.01	53.00	53.98	52.35	52.09	52.84	64.91	68.72	77.98	71.31	65.54	53.68	47.60	43.79	36.50	77.98
12	35.24	32.79	29.99	28.63	32.97	42.26	52.65	59.87	60.35	62.34	59.55	60.18	61.83	61.57	65.55	87.54	94.10	94.10	78.96	65.97	54.21	51.99	48.08	38.95	94.10
13	39.29	35.78	33.17	33.08	35.12	44.99	56.10	69.75	73.96	78.61	69.50	66.88	65.53	63.12	65.43	70.05	74.92	80.53	72.18	64.95	54.94	50.84	48.43	39.53	80.53
14	44.43	34.71	33.01	32.29	32.23	35.80	41.50	43.98	46.22	48.03	48.09	48.21	47.71	45.35	45.90	45.95	54.57	55.44	51.20	49.16	48.81	44.16	40.54	36.49	55.44
15	40.43	34.71	30.80	28.22	28.98	33.00	34.71	40.46	41.08	44.38	45.18	45.82	43.27	39.01	41.50	47.03	59.90	64.93	64.98	60.94	53.92	44.04	37.18	32.20	64.98
16	34.07	29.77	29.37	29.37	30.59	44.98	52.35	57.10	61.07	64.94	60.90	66.52	68.88	69.74	67.00	68.98	82.41	79.32	66.42	60.05	60.42	49.09	47.03	40.59	82.41
17	40.95	35.99	33.88	32.69	34.54	45.83	52.00	61.00	62.99	58.00	55.04	56.01	56.55	55.04	54.47	58.51	64.26	67.43	59.06	58.00	51.94	44.03	44.91	37.68	67.43
18	37.74	33.99	31.62	30.56	32.02	38.80	47.55	56.98	57.07	56.53	55.57	54.99	52.00	51.33	50.88	54.00	60.97	62.07	62.09	59.79	54.97	46.53	46.20	39.92	62.09
19	35.41	30.09	27.79	27.48	31.12	42.27	51.01	56.95	56.63	52.00	51.00	53.00	54.60	54.56	54.00	57.05	63.62	68.90	65.45	60.38	60.48	53.78	50.92	45.08	68.90
20	40.05	34.96	33.96	32.21	34.08	45.00	53.36	60.95	60.98	57.47	54.97	55.00	55.52	56.00	54.72	57.05	63.84	62.61	58.33	53.00	49.47	43.43	41.36	37.17	63.84
21	35.52	33.00	30.75	28.76	28.33	30.48	32.26	37.02	39.98	40.95	40.05	40.43	41.99	40.43	43.01	48.02	54.40	57.39	52.65	50.70	45.31	40.09	36.10	29.27	57.39
22	29.76	26.68	24.85	23.44	25.98	29.01	31.81	37.29	36.89	38.90	38.01	37.95	37.17	36.70	40.22	44.07	50.00	52.93	51.85	50.98	47.10	39.01	34.89	34.68	52.93
23	30.48	28.25	25.98	29.76	32.80	35.93	49.91	58.45	68.54	68.00	63.68	65.92	70.74	70.74	71.04	73.92	99.97	100.55	91.77	87.26	67.58	64.33	54.76	48.01	100.55
24	42.89	37.97	35.90	34.96	35.24	43.26	56.85	63.30	68.41	61.55	56.40	53.16	52.29	52.97	58.00	66.78	73.08	77.46	71.91	65.26	60.32	57.55	53.96	46.25	77.46
25	39.44	36.29	35.48	34.68	35.89	44.94	57.05	68.98	69.98	67.71	57.05	57.01	53.35	53.64	59.74	68.00	77.24	80.99	78.94	72.03	63.61	54.99	50.99	44.69	80.99
26	46.91	42.00	39.75	39.92	41.80	53.96	62.18	96.50	104.72	80.23	69.30	67.08	69.09	66.08	70.39	80.05	92.40	94.05	83.85	77.91	67.55	55.96	55.10	49.98	104.72
27	51.91	46.26	42.90	42.20	46.48	57.05	64.73	84.09	105.89	108.35	88.79	96.04	98.71	82.29	81.67	112.87	120.09	120.03	112.87	102.61	74.60	61.36	55.97	52.29	120.09
28	58.19	51.97	46.97	42.98	41.96	46.90	51.27	55.74	64.08	67.50	70.71	69.37	67.50	65.10	65.45	69.96	100.00	99.92	97.95	83.96	66.03	56.96	52.91	42.46	100.00
29	46.10	43.55	41.58	40.22	41.88	43.32	44.95	54.19	56.02	61.56	62.18	63.36	56.03	51.39	51.87	55.10	69.38	74.07	70.93	66.16	60.27	51.17	49.39	46.30	74.07
30	43.03	40.56	39.26	39.29	43.09	56.78	74.93	86.18	74.96	63.60	60.60	57.31	51.47	50.89	55.40	70.38	42.88	29.75	29.75	2.05	0.21	0.21	0.14	86.18	86.18

Average **48.63 EUR/MWh**

November 2020



Transelectrica®
Societate Administrată în Sistem Dualist

Market for Allocation of Cross-Border Capacities

Daily implicit Auctions on Romanian – Hungarian border

Congestion Prices [Euro/MWh]

Day	1	2	3	4	5	6	7	8	9	10	11	12	13	14	15	16	17	18	19	20	21	22	23	24	Max
1	-	-	-	-	-	-	-	-	-	-	-	-	-	-	-	-	-	-	-	-	-	-	-	-	0.00
2	-	0.22	1.88	7.21	19.29	25.75	-	-	-	-	-	-	-	-	-	-	-	-	-	-	-	-	-	-	25.75
3	-	-	-	-	-	3.80	-	4.96	4.91	3.83	2.04	0.95	2.35	-	-	-	-	-	-	-	-	-	-	-	4.96
4	-	-	-	-	-	-	-	-	-	-	-	-	-	-	-	0.48	4.16	-	-	-	-	-	-	-	4.16
5	-	-	-	-	-	-	-	-	-	1.20	3.11	0.15	1.10	-	-	0.04	3.70	-	-	-	-	-	-	-	3.70
6	-	-	-	-	-	-	-	-	-	-	-	-	-	-	-	-	-	-	-	-	-	-	-	-	0.00
7	-	-	-	-	-	-	-	-	-	-	-	-	-	-	-	-	-	-	-	-	-	-	-	-	0.00
8	-	-	-	-	-	-	-	-	-	-	-	-	-	-	-	-	4.77	-	-	-	-	-	-	-	4.77
9	-	-	-	-	-	-	-	0.34	-	-	-	-	-	-	-	-	0.18	-	-	-	-	-	-	-	0.34
10	-	-	-	-	-	-	-	-	-	-	-	-	-	-	-	-	-	-	-	-	-	-	-	-	0.00
11	-	-	-	-	-	-	-	-	-	-	-	-	-	-	-	-	-	-	-	-	-	-	-	-	0.00
12	-	-	-	-	-	-	-	-	-	-	-	-	-	-	-	-	-	-	-	-	-	-	-	-	0.00
13	-	-	-	-	-	-	-	-	-	-	-	-	-	-	-	-	-	-	-	-	-	-	-	-	0.00
14	-	-	-	-	-	-	-	-	-	-	-	-	-	-	-	-	-	-	-	-	-	-	-	-	0.00
15	-	-	-	-	-	-	-	-	-	-	-	-	-	-	-	-	-	-	-	-	-	-	-	-	0.00
16	-	-	-	-	-	-	-	-	-	-	-	-	-	-	-	-	-	-	-	-	-	-	-	-	0.00
17	-	-	-	-	-	0.89	-	6.81	6.56	1.31	3.12	6.02	6.61	4.85	-	-	-	-	-	-	-	-	-	-	6.81
18	-	-	-	-	-	-	-	-	-	-	-	-	-	-	-	-	-	-	-	-	-	-	-	-	0.00
19	-	-	-	-	-	-	-	-	-	-	-	-	-	-	-	-	-	-	-	-	-	-	-	-	0.00
20	-	-	-	-	-	-	-	1.68	-	-	-	-	-	-	-	-	-	-	-	-	-	-	-	-	1.68
21	-	-	-	-	-	-	-	-	-	-	-	-	-	-	-	-	-	-	-	-	-	-	-	-	0.00
22	-	-	-	-	-	-	-	-	-	-	-	-	-	-	-	-	-	-	-	-	-	5.94	7.41	2.02	7.41
23	5.03	5.75	6.94	2.12	-	-	-	-	-	-	-	-	-	-	-	-	-	-	-	-	-	-	-	-	6.94
24	-	-	-	-	-	-	-	-	-	-	-	-	-	-	-	-	-	-	-	-	-	-	-	-	0.00
25	-	-	-	-	-	-	-	-	-	-	-	-	-	-	-	-	-	-	-	-	-	-	-	-	0.00
26	-	-	-	-	-	-	-	20.67	12.39	-	-	-	-	-	-	-	-	-	-	-	-	-	-	-	20.67
27	-	-	-	-	-	-	-	-	-	-	-	-	-	-	-	-	-	-	-	-	-	-	-	-	0.00
28	-	-	-	-	-	-	-	-	-	-	-	-	-	-	-	-	-	-	-	-	-	-	-	-	0.00
29	-	-	-	-	-	-	-	-	-	-	-	-	-	-	-	-	-	-	-	-	-	-	-	-	0.00
30	-	-	-	-	-	-	-	-	1.87	-	-	-	0.69	4.97	6.30	7.71	1.29	29.44	35.72	37.25	57.91	48.62	44.79	37.58	57.91

Media **9.57 EUR/MWh**

November 2020

Public

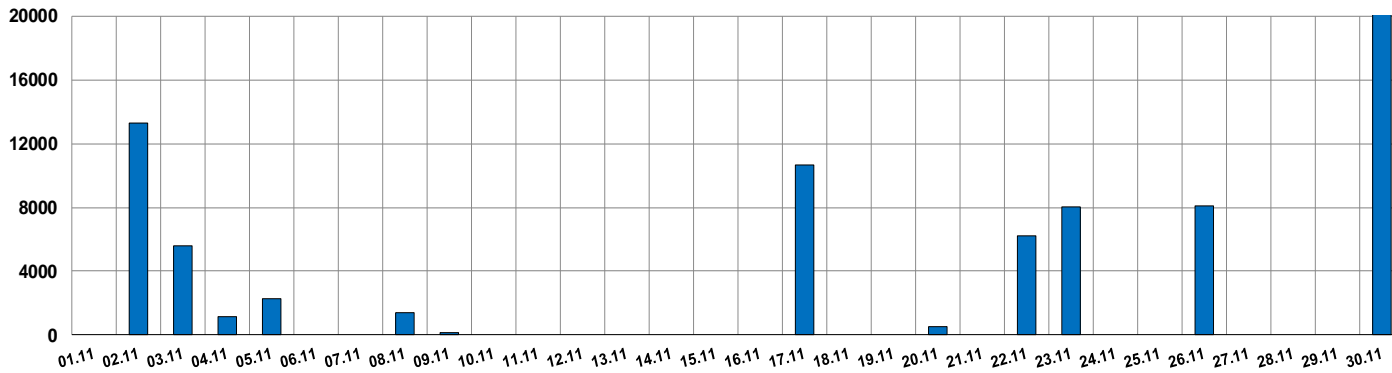


Transelectrica®
Societate Administrată în Sistem Dualist

Market for Allocation of Cross-Border Capacities

Daily implicit Auctions on Romanian – Hungarian border

Congestion Income RO



Day	Congestion Income border RO-HU [Euro]	Congestion Income border RO [Euro]
01.11	0	0
02.11	26632	13316
03.11	11192	5596
04.11	2274	1137
05.11	4557	2279
06.11	0	0
07.11	0	0
08.11	2814	1407
09.11	281	140
10.11	0	0
11.11	0	0
12.11	0	0
13.11	0	0
14.11	0	0
15.11	0	0
16.11	0	0
17.11	21340	10670
18.11	0	0
19.11	0	0
20.11	991	496
21.11	0	0
22.11	12450	6225
23.11	16070	8035
24.11	0	0
25.11	0	0
26.11	16199	8100
27.11	0	0
28.11	0	0
29.11	0	0
30.11	254453	127227
Total	369253	184627

Daily Income [Euro]		Remuneration UIOSI [Euro]	
RO-HU	HU-RO	RO-HU	HU-RO
282974	86280	191793	73291
369253		265084	

TSO Income (Z-R) [Euro]	RO TSO Income (Z-R) [Euro]
104170	52085

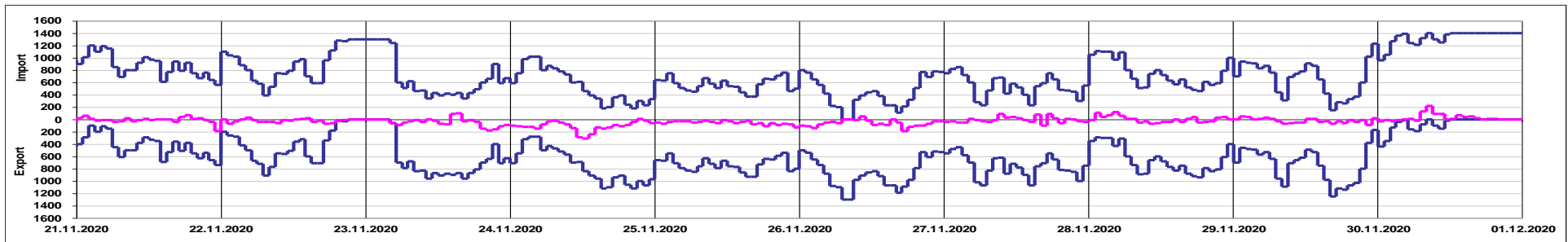
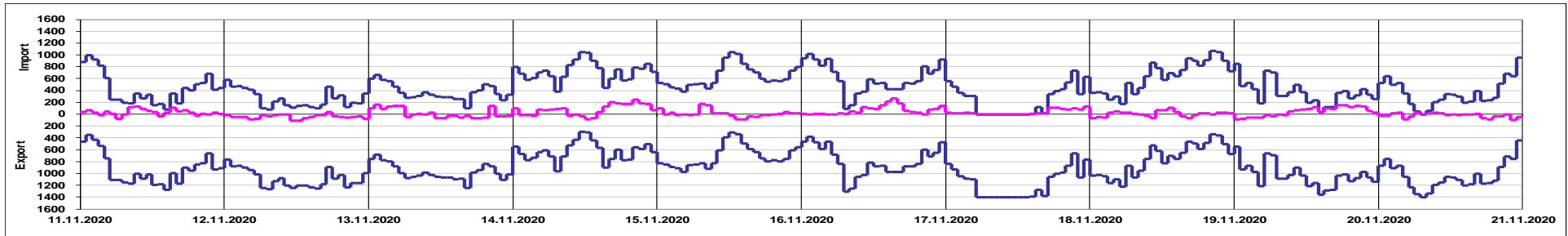
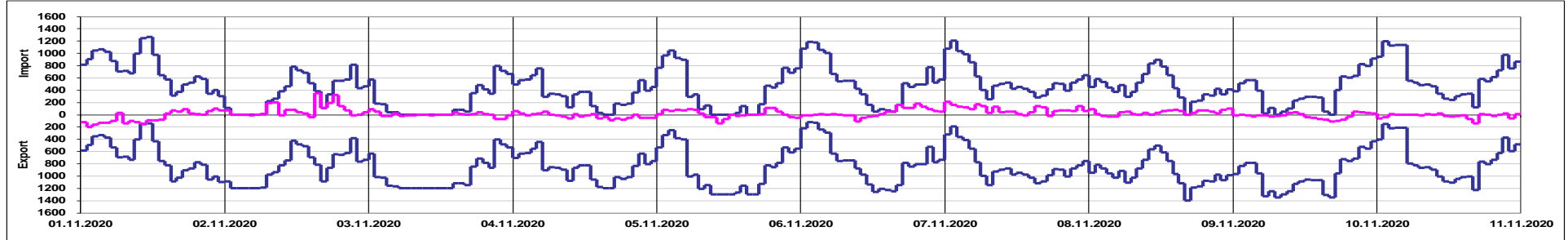


Transelectrica®
Societate Administrată în Sistem Dualist

Market for Allocation of Cross-Border Capacities

Implicit Intraday Auctions on Romanian – Hungarian border

Hungary November 2020



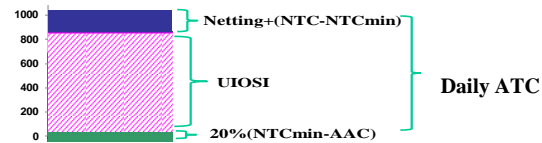
Offered Capacity on Intraday Auction [MW]
Net Position border RO - HU [MWh]

Market for Allocation of Cross-Border Capacities

Daily Auctions on Romanian – Bulgarian border



Reserved Capacity [MW] average value		Unused Capacity [MW] average value	
RO-BG	BG-RO	RO-BG	BG-RO
111	110	656	605



Bulgaria November 2020



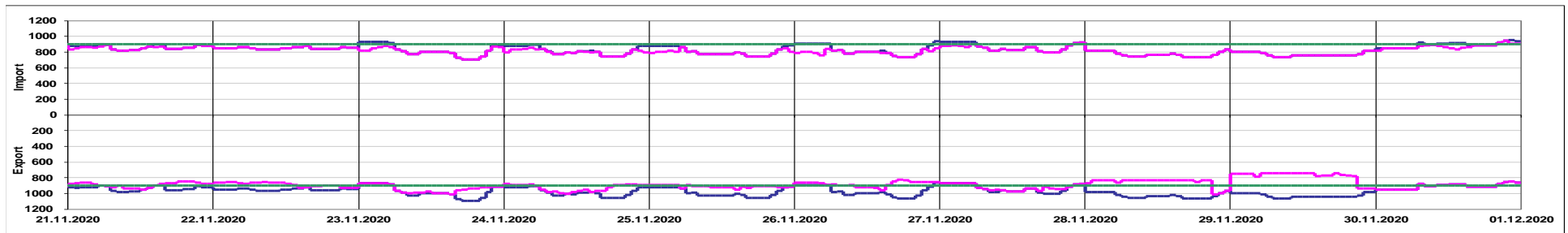
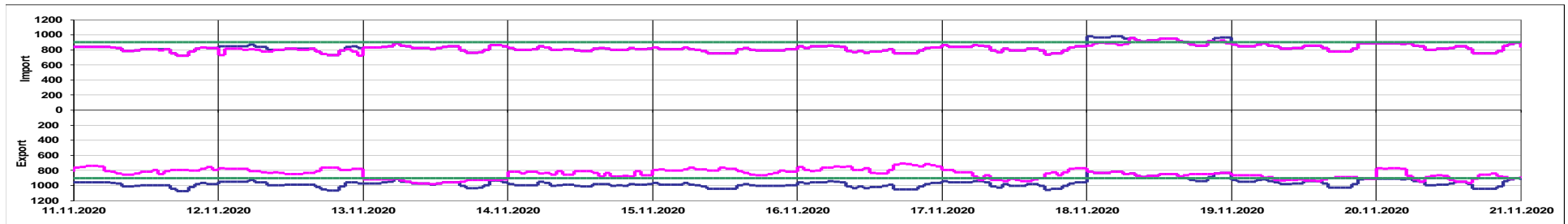
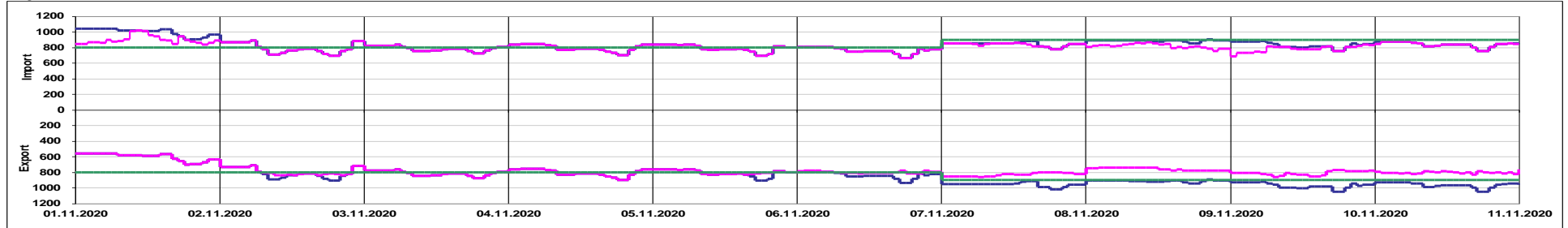


Transelectrica®
Societate Administrată în Sistem Dualist

Market for Allocation of Cross-Border Capacities

Daily Auctions on Romanian – Bulgarian border

Bulgaria November 2020



Offered Capacity on Daily Auction Import (+) / Export (-) [MW]

Allocated Capacity on Daily Auction Import (+) / Export (-) [MW]

Net Transfer Capacity (NTC) Import (+) / Export (-) [MW]

Public



Transelectrica[®]
Societate Administrată în Sistem Dualist

Market for Allocation of Cross-Border Capacities

Daily Auctions on Romanian – Bulgarian border

Auction Price [Euro/MWh] – Export

Day	1	2	3	4	5	6	7	8	9	10	11	12	13	14	15	16	17	18	19	20	21	22	23	24	Max
1	2.13	2.13	2.13	2.13	2.13	2.20	1.60	0.51	0.51	0.51	0.31	0.51	0.51	0.50	0.50	0.50	0.36	0.33	0.16	0.16	0.16	0.49	0.82	0.82	2.20
2	0.50	0.50	0.55	0.55	0.50	0.35	0.05	0.00	0.00	0.00	0.00	0.00	0.00	0.03	0.03	0.03	0.00	0.00	0.00	0.00	0.00	0.03	0.10	0.10	0.55
3	0.33	0.45	0.45	0.45	0.45	0.35	0.26	0.26	0.23	0.15	0.15	0.15	0.18	0.26	0.26	0.33	0.33	0.18	0.13	0.18	0.26	0.26	0.33	0.33	0.45
4	0.33	0.39	0.95	0.83	0.33	0.33	0.33	0.33	0.16	0.16	0.18	0.23	0.23	0.23	0.23	0.16	0.13	0.13	0.09	0.09	0.13	0.18	0.33	0.33	0.95
5	0.05	0.05	0.05	0.05	0.05	0.06	0.05	0.01	0.01	0.01	0.01	0.01	0.01	0.01	0.01	0.01	0.00	0.00	0.00	0.00	0.00	0.00	0.00	0.00	0.06
6	0.00	0.00	0.00	0.00	0.01	0.01	0.00	0.00	0.00	0.00	0.00	0.00	0.00	0.00	0.00	0.00	0.00	0.00	0.00	0.00	0.00	0.00	0.00	0.00	0.01
7	0.00	0.00	0.00	0.00	0.00	0.00	0.00	0.00	0.00	0.00	0.00	0.00	0.00	0.00	0.00	0.00	0.00	0.00	0.00	0.00	0.00	0.00	0.00	0.00	0.00
8	0.00	0.00	0.00	0.00	0.00	0.00	0.00	0.00	0.00	0.00	0.00	0.00	0.00	0.00	0.00	0.00	0.00	0.00	0.00	0.00	0.00	0.00	0.00	0.00	0.00
9	0.00	0.00	0.00	0.00	0.00	0.00	0.00	0.00	0.00	0.00	0.00	0.00	0.00	0.00	0.00	0.00	0.00	0.00	0.00	0.00	0.00	0.00	0.00	0.00	0.00
10	0.00	0.00	0.00	0.00	0.00	0.00	0.00	0.00	0.00	0.00	0.00	0.00	0.00	0.00	0.00	0.00	0.00	0.00	0.00	0.00	0.00	0.00	0.00	0.00	0.00
11	0.00	0.00	0.00	0.00	0.00	0.00	0.00	0.00	0.00	0.00	0.00	0.00	0.00	0.00	0.00	0.00	0.00	0.00	0.00	0.00	0.00	0.00	0.00	0.00	0.00
12	0.00	0.00	0.00	0.00	0.00	0.00	0.00	0.00	0.00	0.00	0.00	0.00	0.00	0.00	0.00	0.00	0.00	0.00	0.00	0.00	0.00	0.00	0.00	0.00	0.00
13	0.00	0.00	0.00	0.00	0.00	0.01	0.00	0.00	0.00	0.01	0.01	0.00	0.01	0.01	0.01	0.01	0.00	0.00	0.00	0.00	0.00	0.00	0.00	0.00	0.01
14	0.00	0.00	0.00	0.00	0.00	0.00	0.00	0.00	0.00	0.00	0.00	0.00	0.00	0.00	0.00	0.00	0.00	0.00	0.00	0.00	0.00	0.00	0.00	0.00	0.00
15	0.00	0.00	0.00	0.00	0.00	0.00	0.00	0.00	0.00	0.00	0.00	0.00	0.00	0.00	0.00	0.00	0.00	0.00	0.00	0.00	0.00	0.00	0.00	0.00	0.00
16	0.00	0.00	0.00	0.00	0.00	0.00	0.00	0.00	0.00	0.00	0.00	0.00	0.00	0.00	0.00	0.00	0.00	0.00	0.00	0.00	0.00	0.00	0.00	0.00	0.00
17	0.00	0.00	0.00	0.00	0.00	0.00	0.00	0.00	0.00	0.00	0.00	0.00	0.00	0.00	0.00	0.00	0.00	0.00	0.00	0.00	0.00	0.00	0.00	0.00	0.00
18	0.01	0.01	0.01	0.01	0.01	0.05	0.01	0.01	0.01	0.01	0.01	0.01	0.05	0.01	0.05	0.05	0.00	0.00	0.00	0.00	0.00	0.01	0.01	0.01	0.05
19	0.00	0.00	0.00	0.00	0.00	0.00	0.00	0.00	0.00	0.00	0.00	0.00	0.00	0.00	0.00	0.00	0.00	0.00	0.00	0.00	0.00	0.00	0.00	0.00	0.00
20	0.00	0.00	0.00	0.00	0.00	0.00	0.00	0.00	0.00	0.00	0.00	0.00	0.00	0.01	0.01	0.00	0.00	0.00	0.00	0.00	0.00	0.00	0.00	0.00	0.01
21	0.00	0.00	0.00	0.00	0.00	0.01	0.01	0.00	0.00	0.00	0.00	0.00	0.01	0.01	0.01	0.00	0.00	0.00	0.00	0.00	0.00	0.00	0.00	0.00	0.01
22	0.00	0.00	0.00	0.00	0.00	0.00	0.00	0.00	0.00	0.00	0.00	0.00	0.00	0.00	0.00	0.01	0.00	0.00	0.00	0.00	0.00	0.00	0.00	0.00	0.01
23	0.01	0.05	0.05	0.05	0.05	0.06	0.00	0.01	0.00	0.00	0.00	0.00	0.01	0.01	0.01	0.01	0.00	0.00	0.00	0.00	0.00	0.00	0.01	0.05	0.06
24	0.00	0.00	0.00	0.00	0.00	0.01	0.00	0.00	0.00	0.00	0.01	0.00	0.00	0.00	0.01	0.00	0.00	0.00	0.00	0.00	0.00	0.00	0.00	0.00	0.01
25	0.00	0.00	0.00	0.00	0.00	0.01	0.00	0.00	0.00	0.00	0.00	0.00	0.00	0.00	0.00	0.00	0.00	0.00	0.00	0.00	0.00	0.00	0.00	0.00	0.01
26	0.00	0.00	0.00	0.00	0.00	0.01	0.00	0.00	0.00	0.00	0.00	0.00	0.00	0.00	0.00	0.00	0.00	0.00	0.00	0.00	0.00	0.00	0.00	0.00	0.01
27	0.01	0.01	0.01	0.01	0.01	0.05	0.01	0.01	0.00	0.00	0.01	0.01	0.01	0.01	0.01	0.01	0.00	0.00	0.00	0.00	0.00	0.01	0.05	0.05	0.05
28	0.00	0.00	0.00	0.00	0.00	0.00	0.00	0.00	0.00	0.00	0.00	0.00	0.00	0.00	0.00	0.00	0.00	0.00	0.00	0.00	0.00	0.00	0.00	0.00	0.01
29	0.00	0.00	0.00	0.00	0.00	0.00	0.00	0.00	0.00	0.00	0.00	0.00	0.00	0.00	0.00	0.00	0.00	0.00	0.00	0.00	0.00	0.00	0.00	0.00	0.00
30	0.02	0.01	0.01	0.01	0.01	0.02	0.02	0.04	0.04	0.04	0.04	0.05	0.08	0.09	0.11	0.04	0.04	0.04	0.04	0.04	0.04	0.04	0.17	0.17	0.17

Bulgaria

November 2020



Transelectrica[®]
Societate Administrată în Sistem Dualist

Market for Allocation of Cross-Border Capacities

Daily Auctions on Romanian – Bulgarian border

Auction Price [Euro/MWh] – Import

Day	1	2	3	4	5	6	7	8	9	10	11	12	13	14	15	16	17	18	19	20	21	22	23	24	Max	
1	0.00	0.00	0.00	0.00	0.00	0.00	0.00	0.00	0.00	0.00	0.01	0.01	0.00	0.00	0.00	0.00	0.00	0.01	0.05	0.00	0.00	0.00	0.00	0.00	0.00	0.05
2	0.05	0.05	0.05	0.05	0.05	0.05	0.20	0.20	0.38	0.48	0.33	0.20	0.20	0.20	0.20	0.17	0.27	0.36	0.36	0.36	0.20	0.20	0.17	0.17	0.17	0.48
3	0.15	0.17	0.17	0.17	0.25	0.14	0.17	0.28	0.34	0.25	0.25	0.25	0.25	0.17	0.14	0.09	0.17	0.25	0.25	0.25	0.25	0.17	0.09	0.17	0.34	
4	0.02	0.02	0.03	0.02	0.02	0.02	0.05	0.05	0.05	0.05	0.05	0.05	0.05	0.05	0.05	0.05	0.05	0.08	0.09	0.09	0.09	0.05	0.05	0.03	0.03	0.09
5	0.03	0.03	0.03	0.03	0.03	0.02	0.03	0.03	0.06	0.05	0.05	0.05	0.03	0.03	0.03	0.05	0.05	0.22	0.22	0.12	0.05	0.05	0.08	0.06	0.06	0.22
6	0.01	0.01	0.01	0.01	0.01	0.01	0.02	0.02	0.09	0.08	0.08	0.05	0.05	0.02	0.02	0.01	0.05	0.22	0.23	0.22	0.08	0.08	0.06	0.06	0.06	0.23
7	0.01	0.01	0.01	0.01	0.01	0.00	0.00	0.00	0.01	0.01	0.01	0.01	0.01	0.00	0.00	0.00	0.01	0.02	0.03	0.03	0.03	0.01	0.01	0.01	0.01	0.03
8	0.00	0.00	0.00	0.00	0.00	0.00	0.00	0.00	0.00	0.00	0.00	0.00	0.00	0.00	0.00	0.00	0.00	0.00	0.00	0.00	0.00	0.00	0.00	0.00	0.00	0.00
9	0.00	0.00	0.00	0.00	0.00	0.00	0.00	0.00	0.01	0.01	0.00	0.00	0.00	0.00	0.00	0.00	0.02	0.06	0.06	0.02	0.00	0.00	0.00	0.00	0.00	0.06
10	0.00	0.02	0.02	0.02	0.02	0.01	0.02	0.01	0.04	0.04	0.03	0.02	0.02	0.02	0.02	0.02	0.06	0.18	0.18	0.09	0.04	0.02	0.00	0.00	0.00	0.18
11	0.01	0.01	0.02	0.02	0.01	0.00	0.02	0.01	0.04	0.04	0.02	0.02	0.01	0.01	0.00	0.01	0.07	0.09	0.10	0.07	0.03	0.02	0.01	0.01	0.01	0.10
12	0.00	0.00	0.00	0.00	0.00	0.00	0.00	0.00	0.00	0.01	0.01	0.01	0.01	0.00	0.00	0.01	0.02	0.04	0.04	0.05	0.03	0.00	0.00	0.00	0.00	0.05
13	0.02	0.03	0.03	0.03	0.03	0.02	0.03	0.02	0.03	0.03	0.03	0.05	0.03	0.03	0.02	0.03	0.06	0.10	0.10	0.11	0.06	0.03	0.03	0.02	0.02	0.11
14	0.08	0.11	0.11	0.11	0.11	0.07	0.14	0.24	0.24	0.24	0.24	0.33	0.33	0.33	0.19	0.19	0.12	0.14	0.19	0.14	0.11	0.11	0.08	0.08	0.08	0.33
15	0.06	0.07	0.07	0.07	0.07	0.06	0.08	0.24	0.42	0.42	0.42	0.42	0.42	0.32	0.11	0.11	0.07	0.07	0.07	0.06	0.06	0.06	0.06	0.05	0.42	
16	0.01	0.02	0.02	0.01	0.01	0.01	0.01	0.05	0.11	0.13	0.11	0.13	0.11	0.11	0.11	0.08	0.06	0.08	0.08	0.11	0.04	0.02	0.01	0.01	0.01	0.13
17	0.02	0.01	0.01	0.01	0.01	0.01	0.03	0.10	0.13	0.14	0.10	0.22	0.13	0.13	0.05	0.03	0.03	0.06	0.08	0.08	0.08	0.05	0.03	0.02	0.02	0.22
18	0.00	0.00	0.00	0.00	0.00	0.00	0.00	0.00	0.01	0.02	0.01	0.01	0.01	0.00	0.00	0.01	0.02	0.03	0.05	0.05	0.01	0.00	0.00	0.00	0.00	0.05
19	0.08	0.11	0.14	0.11	0.08	0.07	0.14	0.03	0.03	0.03	0.03	0.03	0.03	0.02	0.02	0.05	0.43	0.54	0.54	0.43	0.05	0.01	0.01	0.01	0.01	0.54
20	0.02	0.02	0.02	0.02	0.02	0.02	0.05	0.05	0.07	0.14	0.11	0.11	0.11	0.05	0.03	0.05	0.14	0.12	0.14	0.12	0.11	0.05	0.03	0.03	0.03	0.14
21	0.00	0.00	0.00	0.00	0.00	0.00	0.01	0.01	0.01	0.02	0.02	0.02	0.01	0.01	0.00	0.00	0.02	0.06	0.05	0.02	0.02	0.01	0.01	0.01	0.01	0.06
22	0.06	0.06	0.08	0.08	0.06	0.05	0.06	0.02	0.06	0.11	0.11	0.08	0.05	0.01	0.01	0.01	0.01	0.05	0.05	0.05	0.01	0.01	0.01	0.01	0.01	0.11
23	0.00	0.00	0.00	0.00	0.00	0.00	0.02	0.05	0.05	0.06	0.06	0.06	0.06	0.05	0.02	0.02	0.06	0.20	0.20	0.20	0.16	0.02	0.00	0.00	0.00	0.20
24	0.00	0.00	0.00	0.00	0.00	0.00	0.00	0.00	0.01	0.01	0.01	0.01	0.01	0.00	0.00	0.03	0.08	0.08	0.23	0.30	0.03	0.01	0.00	0.00	0.00	0.30
25	0.00	0.00	0.00	0.00	0.00	0.02	0.05	0.05	0.05	0.03	0.05	0.05	0.05	0.03	0.03	0.03	0.06	0.06	0.08	0.08	0.05	0.02	0.00	0.00	0.00	0.08
26	0.00	0.00	0.00	0.00	0.00	0.00	0.02	0.01	0.02	0.03	0.02	0.01	0.01	0.01	0.00	0.02	0.03	0.03	0.03	0.03	0.03	0.01	0.00	0.00	0.00	0.03
27	0.00	0.00	0.00	0.00	0.00	0.00	0.03	0.05	0.05	0.05	0.05	0.05	0.05	0.05	0.05	0.03	0.03	0.03	0.05	0.10	0.09	0.03	0.03	0.01	0.01	0.10
28	0.03	0.03	0.03	0.05	0.05	0.11	0.19	0.33	0.33	0.35	0.35	0.35	0.35	0.27	0.26	0.26	0.26	0.35	0.39	0.26	0.26	0.27	0.06	0.06	0.03	0.39
29	0.03	0.03	0.03	0.03	0.03	0.03	0.14	0.20	0.26	0.26	0.26	0.26	0.26	0.20	0.20	0.26	0.26	0.27	0.27	0.26	0.22	0.15	0.06	0.03	0.03	0.27
30	0.00	0.01	0.01	0.01	0.00	0.00	0.01	0.00	0.00	0.01	0.00	0.00	0.00	0.00	0.00	0.00	0.01	0.02	0.03	0.03	0.01	0.01	0.00	0.00	0.00	0.03

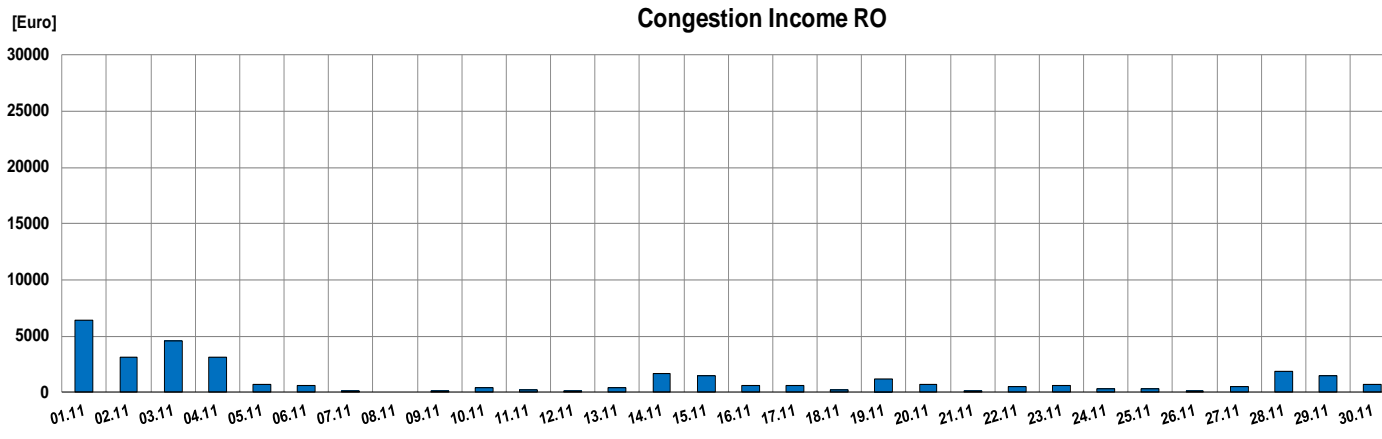
Bulgaria November 2020



Transelectrica®
Societate Administrată în Sistem Dualist

Market for Allocation of Cross-Border Capacities

Daily Allocation on Romanian – Bulgarian border



Day	Congestion Income border RO-BG [Euro]	Congestion Income RO [Euro]
01.11	12814	6407
02.11	6177	3088
03.11	9171	4586
04.11	6215	3108
05.11	1467	733
06.11	1105	552
07.11	215	107
08.11	0	0
09.11	139	69
10.11	720	360
11.11	506	253
12.11	176	88
13.11	853	427
14.11	3246	1623
15.11	3008	1504
16.11	1126	563
17.11	1196	598
18.11	500	250
19.11	2441	1220
20.11	1344	672
21.11	308	154
22.11	947	474
23.11	1290	645
24.11	635	318
25.11	629	314
26.11	249	124
27.11	930	465
28.11	3801	1901
29.11	2849	1425
30.11	1326	663
Total	65383	32692

Daily Income [Euro]		Remuneration UIOSI [Euro]	
RO-BG	BG-RO	RO-BG	BG-RO
28605	36778	22454	27485
65383		49939	

TSO Income (Z-R) [Euro]	RO TSO Income (Z-R) [Euro]
15444	7722

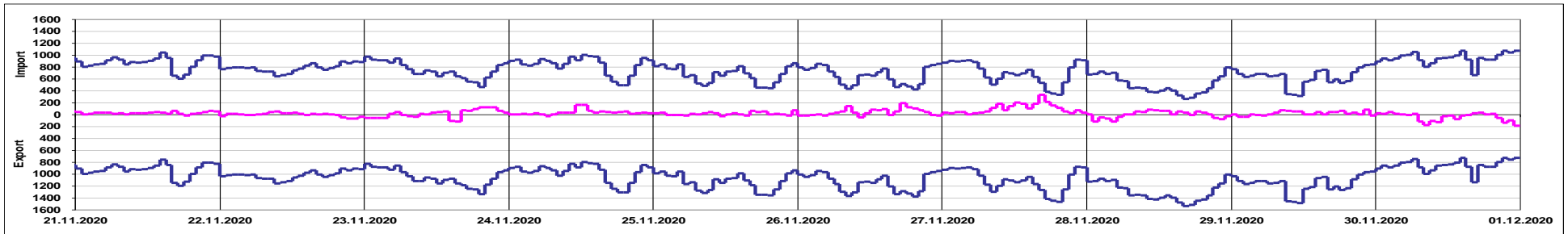
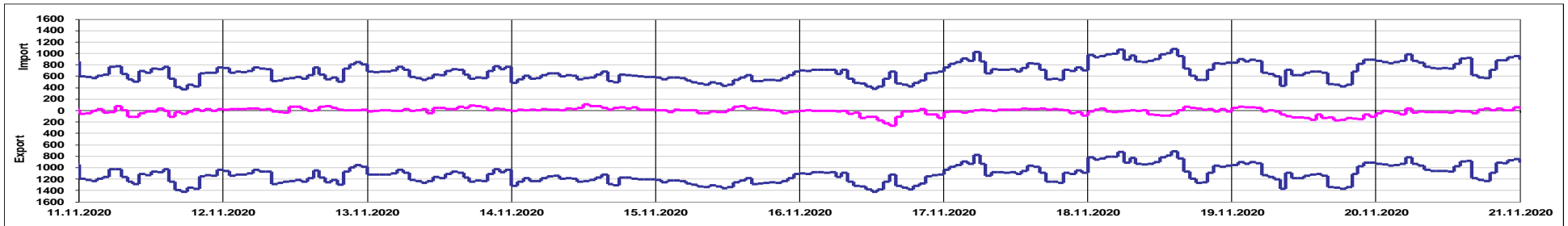
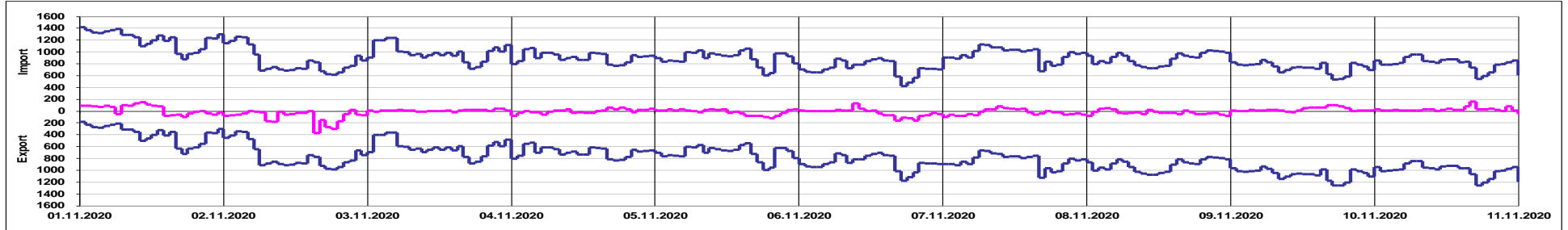


Transelectrica®
Societate Administrată în Sistem Dualist

Market for Allocation of Cross-Border Capacities

Implicit Intraday Auctions on Romanian – Bulgarian border

Bulgaria November 2020



Offered Capacity on Intraday Auction [MW]

Net Position border RO - BG [MWh]

Public

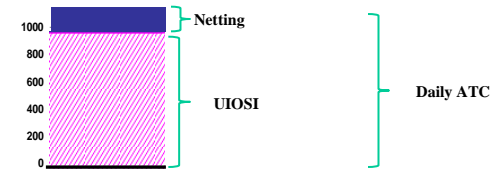


Transelectrica®
Societate Administrată în Sistem Dualist

Market for Allocation of Cross-Border Capacities

Daily Auctions on Romanian – Serbian border

Unused Capacity [MW] average value	
RO-RS	RS-RO
606	514



Serbia November 2020



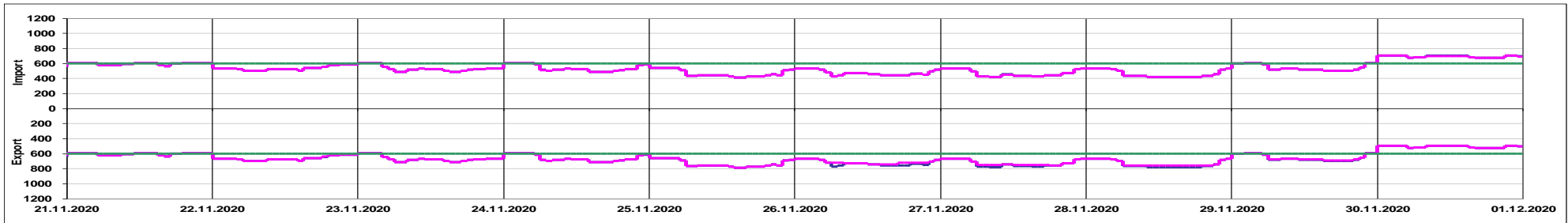
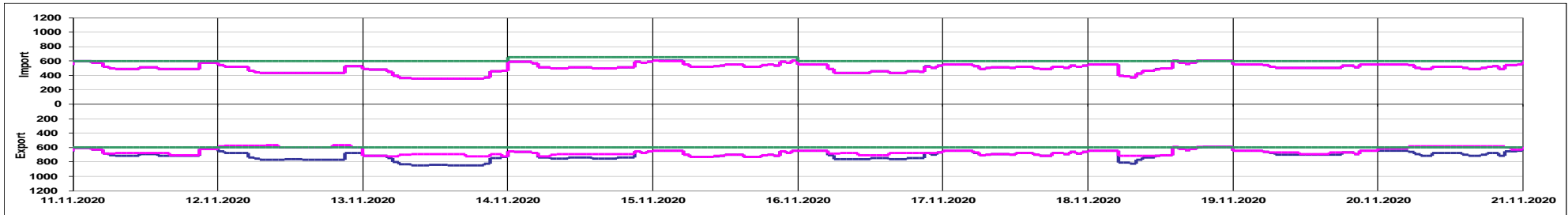
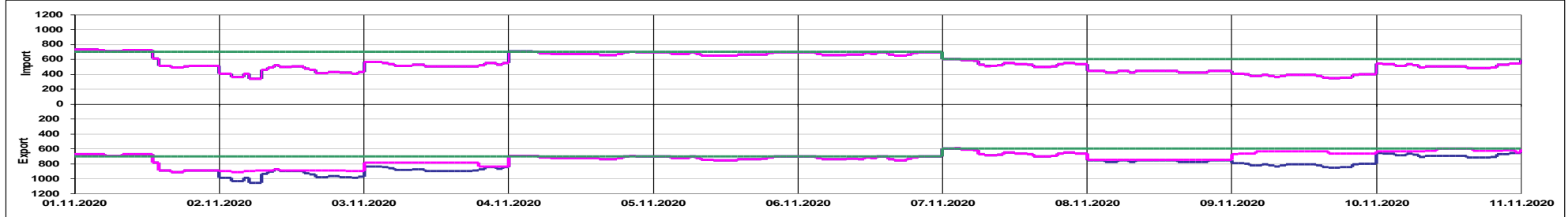


Transelectrica®
Societate Administrată în Sistem Dualist

Market for Allocation of Cross-Border Capacities

Daily Auctions on Romanian – Serbian border

Serbia November 2020



Offered Capacity on Daily Auction Import (+) / Export (-) [MW]

Allocated Capacity on Daily Auction Import (+) / Export (-) [MW]

Net Transfer Capacity (NTC) Import (+) / Export (-) [MW]



Transelectrica®
Societate Administrată în Sistem Dualist

Market for Allocation of Cross-Border Capacities

Daily Auctions on Romanian – Serbian border

Auction Price [Euro/MWh] – Export

Day	1	2	3	4	5	6	7	8	9	10	11	12	13	14	15	16	17	18	19	20	21	22	23	24	Max			
1	0.33	0.33	0.33	0.33	0.33	0.28	0.28	0.33	0.34	0.34	0.34	0.34	0.34	0.28	0.07	0.03	0.02	0.02	0.02	0.02	0.02	0.07	0.07	0.06	0.34			
2	0.00	0.00	0.00	0.00	0.00	0.00	0.00	0.00	0.00	0.01	0.00	0.00	0.00	0.00	0.00	0.00	0.00	0.00	0.00	0.00	0.00	0.00	0.00	0.00	0.01			
3	0.00	0.00	0.00	0.00	0.00	0.00	0.00	0.00	0.00	0.00	0.00	0.00	0.00	0.00	0.00	0.00	0.00	0.00	0.00	0.00	0.00	0.00	0.00	0.00	0.00			
4	0.05	0.05	0.05	0.05	0.05	0.03	0.03	0.03	0.03	0.03	0.03	0.03	0.03	0.03	0.03	0.02	0.02	0.02	0.03	0.05	0.05	0.09	0.09	0.11	0.11			
5	0.03	0.03	0.03	0.02	0.02	0.02	0.02	0.01	0.01	0.01	0.01	0.01	0.01	0.01	0.01	0.01	0.01	0.02	0.02	0.02	0.02	0.06	0.06	0.06	0.06			
6	0.02	0.02	0.02	0.01	0.01	0.01	0.01	0.01	0.01	0.01	0.01	0.02	0.01	0.02	0.02	0.01	0.01	0.01	0.01	0.02	0.02	0.03	0.03	0.03	0.03			
7	0.05	0.05	0.03	0.03	0.03	0.03	0.02	0.01	0.01	0.01	0.02	0.02	0.02	0.02	0.01	0.01	0.01	0.01	0.01	0.01	0.02	0.03	0.05	0.05	0.05			
8	0.00	0.00	0.00	0.00	0.00	0.00	0.00	0.00	0.00	0.00	0.00	0.00	0.00	0.00	0.00	0.00	0.00	0.00	0.00	0.00	0.00	0.00	0.00	0.00	0.00			
9	0.00	0.00	0.00	0.00	0.00	0.00	0.00	0.00	0.00	0.00	0.00	0.00	0.00	0.00	0.00	0.00	0.00	0.00	0.00	0.00	0.00	0.00	0.00	0.00	0.00			
10	0.00	0.00	0.00	0.00	0.00	0.00	0.00	0.00	0.00	0.00	0.00	0.00	0.00	0.00	0.00	0.00	0.00	0.00	0.00	0.00	0.00	0.00	0.00	0.00	0.00			
11	0.04	0.03	0.03	0.03	0.03	0.00	0.00	0.00	0.00	0.00	0.00	0.00	0.00	0.00	0.00	0.00	0.00	0.00	0.00	0.00	0.00	0.02	0.02	0.02	0.04			
12	0.00	0.00	0.00	0.00	0.00	0.00	0.00	0.00	0.00	0.00	0.00	0.00	0.00	0.00	0.00	0.00	0.00	0.00	0.00	0.00	0.00	0.00	0.00	0.00	0.00			
13	0.01	0.01	0.01	0.01	0.00	0.00	0.00	0.00	0.00	0.00	0.00	0.00	0.00	0.00	0.00	0.00	0.00	0.00	0.00	0.00	0.00	0.00	0.00	0.00	0.01			
14	0.02	0.02	0.02	0.02	0.02	0.00	0.00	0.00	0.00	0.00	0.00	0.00	0.00	0.00	0.00	0.00	0.00	0.00	0.00	0.00	0.00	0.03	0.02	0.03	0.03			
15	0.05	0.05	0.05	0.05	0.05	0.03	0.03	0.03	0.02	0.02	0.02	0.02	0.03	0.03	0.03	0.02	0.03	0.03	0.03	0.03	0.03	0.02	0.03	0.03	0.05			
16	0.02	0.02	0.02	0.02	0.02	0.00	0.00	0.00	0.00	0.00	0.00	0.00	0.00	0.00	0.00	0.00	0.00	0.00	0.00	0.00	0.00	0.01	0.00	0.01	0.02			
17	0.02	0.02	0.02	0.02	0.02	0.01	0.02	0.02	0.02	0.02	0.02	0.02	0.03	0.03	0.03	0.02	0.01	0.01	0.03	0.03	0.02	0.03	0.01	0.01	0.03			
18	0.05	0.05	0.05	0.05	0.05	0.00	0.00	0.00	0.00	0.00	0.00	0.00	0.01	0.01	0.03	0.03	0.02	0.03	0.03	0.05	0.05	0.05	0.05	0.05	0.05			
19	0.07	0.07	0.07	0.07	0.07	0.05	0.00	0.00	0.00	0.00	0.00	0.00	0.00	0.00	0.00	0.00	0.00	0.00	0.00	0.00	0.01	0.03	0.03	0.03	0.07			
20	0.00	0.00	0.00	0.00	0.00	0.00	0.00	0.00	0.00	0.00	0.00	0.00	0.00	0.00	0.00	0.00	0.00	0.00	0.00	0.00	0.00	0.00	0.00	0.00	0.00			
21	0.09	0.09	0.09	0.20	0.18	0.16	0.16	0.16	0.16	0.39	0.44	0.44	0.44	0.44	0.37	0.09	0.06	0.13	0.13	0.13	0.13	0.16	0.16	0.16	0.09	0.44		
22	0.13	0.13	0.13	0.17	0.17	0.16	0.16	0.13	0.13	0.16	0.17	0.17	0.17	0.17	0.16	0.13	0.13	0.16	0.22	0.22	0.18	0.18	0.18	0.18	0.22			
23	0.15	0.15	0.15	0.15	0.13	0.13	0.11	0.11	0.11	0.09	0.11	0.09	0.09	0.13	0.11	0.11	0.09	0.09	0.11	0.13	0.13	0.13	0.11	0.07	0.15			
24	0.12	0.12	0.12	0.13	0.13	0.13	0.09	0.07	0.09	0.07	0.07	0.07	0.07	0.07	0.07	0.07	0.07	0.07	0.07	0.07	0.07	0.07	0.11	0.06	0.13			
25	0.04	0.04	0.04	0.04	0.04	0.03	0.01	0.01	0.01	0.01	0.01	0.01	0.01	0.01	0.01	0.01	0.01	0.01	0.01	0.01	0.01	0.02	0.01	0.03	0.04	0.04		
26	0.05	0.05	0.05	0.05	0.05	0.01	0.00	0.00	0.01	0.01	0.01	0.01	0.00	0.00	0.00	0.00	0.00	0.00	0.00	0.00	0.00	0.00	0.01	0.03	0.05			
27	0.05	0.05	0.05	0.05	0.05	0.01	0.00	0.00	0.00	0.00	0.01	0.01	0.00	0.00	0.00	0.00	0.00	0.00	0.00	0.00	0.00	0.01	0.01	0.03	0.08	0.11	0.11	0.11
28	0.05	0.05	0.05	0.05	0.05	0.04	0.01	0.00	0.00	0.00	0.00	0.00	0.00	0.00	0.00	0.00	0.00	0.00	0.00	0.00	0.00	0.06	0.11	0.11	0.11			
29	0.06	0.06	0.06	0.06	0.06	0.05	0.03	0.03	0.03	0.03	0.03	0.03	0.03	0.03	0.03	0.03	0.03	0.03	0.03	0.03	0.03	0.03	0.07	0.09	0.09	0.09		
30	0.22	0.22	0.22	0.22	0.22	0.21	0.22	0.34	1.00	0.80	0.63	1.00	1.00	1.00	1.00	0.54	0.54	0.54	0.54	0.54	0.54	1.00	1.35	1.16	1.37	1.37		

Serbia November



Transelectrica®
Societate Administrată în Sistem Dualist

Market for Allocation of Cross-Border Capacities

Daily Auctions on Romanian – Serbian border

Auction Price [Euro/MWh] – Import

Day	1	2	3	4	5	6	7	8	9	10	11	12	13	14	15	16	17	18	19	20	21	22	23	24	Max	
1	0.09	0.09	0.09	0.09	0.09	0.09	0.09	0.09	0.09	0.09	0.09	0.09	0.09	0.09	0.15	0.19	0.46	0.46	0.33	0.33	0.33	0.33	0.33	0.33	0.33	0.46
2	0.50	0.50	0.66	0.66	0.66	2.00	2.00	0.65	0.45	0.40	0.40	0.40	0.40	0.40	0.44	0.60	0.81	1.00	1.25	0.77	0.70	0.60	0.45	0.32	2.00	
3	0.42	0.45	0.33	0.51	0.64	1.00	0.76	0.35	0.36	0.51	0.51	0.51	0.51	0.51	0.51	0.51	0.51	0.51	0.51	0.32	0.25	0.25	0.32	0.25	1.00	
4	0.00	0.00	0.00	0.00	0.00	0.05	0.05	0.06	0.06	0.05	0.05	0.05	0.06	0.06	0.06	0.06	0.06	0.06	0.06	0.05	0.05	0.03	0.03	0.03	0.06	
5	0.09	0.09	0.09	0.09	0.13	0.31	0.29	0.32	0.32	0.32	0.35	0.27	0.25	0.25	0.25	0.25	0.25	0.18	0.18	0.09	0.09	0.09	0.09	0.09	0.35	
6	0.03	0.03	0.03	0.05	0.05	0.10	0.10	0.10	0.15	0.15	0.15	0.15	0.15	0.15	0.15	0.17	0.15	0.11	0.09	0.08	0.05	0.05	0.03	0.03	0.17	
7	0.06	0.06	0.06	0.07	0.07	0.09	0.10	0.15	0.15	0.15	0.14	0.13	0.12	0.12	0.15	0.23	0.35	0.53	0.53	0.23	0.23	0.16	0.18	0.18	0.53	
8	0.16	0.16	0.16	0.21	0.21	0.16	0.25	0.26	0.25	0.25	0.16	0.16	0.16	0.16	0.17	0.21	0.25	0.25	0.25	0.25	0.14	0.14	0.14	0.14	0.26	
9	0.16	0.16	0.23	0.23	0.32	0.33	0.44	0.42	0.40	0.38	0.32	0.32	0.32	0.32	0.32	0.38	0.44	0.44	0.32	0.28	0.23	0.16	0.16	0.16	0.44	
10	0.06	0.06	0.06	0.08	0.08	0.08	0.11	0.12	0.11	0.11	0.11	0.12	0.12	0.12	0.20	0.20	0.20	0.11	0.11	0.10	0.10	0.10	0.03	0.03	0.20	
11	0.05	0.05	0.05	0.06	0.06	0.07	0.08	0.08	0.08	0.08	0.08	0.09	0.09	0.09	0.11	0.11	0.11	0.11	0.08	0.08	0.07	0.05	0.05	0.05	0.11	
12	0.05	0.05	0.05	0.05	0.05	0.10	0.12	0.17	0.17	0.17	0.17	0.17	0.17	0.17	0.17	0.17	0.17	0.17	0.16	0.16	0.12	0.05	0.05	0.05	0.17	
13	0.12	0.12	0.12	0.12	0.17	0.25	0.44	0.44	0.44	0.44	0.87	0.87	0.87	0.87	0.88	0.88	0.88	0.70	0.44	0.33	0.25	0.14	0.14	0.12	0.88	
14	0.14	0.14	0.14	0.14	0.15	0.24	0.38	0.50	0.50	0.50	0.41	0.41	0.41	0.41	0.44	0.55	0.55	0.55	0.44	0.38	0.38	0.14	0.14	0.14	0.55	
15	0.06	0.06	0.06	0.06	0.06	0.12	0.15	0.16	0.16	0.16	0.16	0.12	0.12	0.12	0.12	0.16	0.16	0.16	0.15	0.12	0.12	0.08	0.08	0.06	0.16	
16	0.08	0.08	0.08	0.08	0.08	0.23	0.36	0.36	0.36	0.36	0.36	0.36	0.36	0.36	0.36	0.36	0.36	0.36	0.32	0.36	0.22	0.09	0.11	0.09	0.36	
17	0.12	0.12	0.12	0.12	0.12	0.22	0.22	0.30	0.30	0.30	0.30	0.26	0.26	0.26	0.26	0.26	0.26	0.26	0.26	0.23	0.23	0.23	0.17	0.16	0.30	
18	0.09	0.09	0.09	0.09	0.09	0.37	0.51	0.51	0.51	0.50	0.50	0.50	0.30	0.30	0.20	0.22	0.22	0.22	0.10	0.10	0.10	0.10	0.10	0.10	0.51	
19	0.15	0.15	0.15	0.15	0.15	0.20	0.22	0.36	0.36	0.36	0.36	0.36	0.36	0.28	0.28	0.28	0.29	0.29	0.28	0.28	0.20	0.17	0.11	0.11	0.36	
20	0.15	0.15	0.15	0.15	0.17	0.20	0.36	0.36	0.40	0.36	0.36	0.40	0.40	0.40	0.45	0.45	0.40	0.28	0.22	0.22	0.20	0.17	0.17	0.10	0.45	
21	0.03	0.03	0.03	0.02	0.02	0.03	0.03	0.05	0.03	0.03	0.03	0.03	0.03	0.03	0.03	0.05	0.08	0.05	0.05	0.04	0.02	0.02	0.03	0.03	0.08	
22	0.08	0.10	0.10	0.06	0.06	0.22	0.22	0.22	0.22	0.22	0.21	0.21	0.21	0.21	0.24	0.10	0.10	0.10	0.09	0.08	0.04	0.04	0.05	0.05	0.24	
23	0.05	0.05	0.05	0.04	0.06	0.15	0.22	0.22	0.22	0.22	0.19	0.22	0.22	0.22	0.25	0.35	0.35	0.25	0.25	0.25	0.22	0.08	0.06	0.09	0.35	
24	0.04	0.04	0.04	0.03	0.03	0.07	0.15	0.22	0.19	0.19	0.15	0.19	0.19	0.19	0.22	0.25	0.25	0.25	0.22	0.22	0.06	0.06	0.05	0.04	0.25	
25	0.07	0.07	0.07	0.07	0.10	0.45	0.75	0.75	0.75	0.51	0.40	0.40	0.40	0.45	0.45	0.45	0.45	0.45	0.45	0.45	0.28	0.20	0.22	0.12	0.09	0.75
26	0.05	0.05	0.05	0.05	0.07	0.14	0.40	0.38	0.38	0.22	0.20	0.20	0.20	0.20	0.28	0.33	0.25	0.17	0.17	0.12	0.12	0.12	0.08	0.08	0.40	
27	0.10	0.10	0.10	0.10	0.15	0.19	0.44	0.55	0.77	0.55	0.44	0.44	0.44	0.44	0.44	0.44	0.44	0.44	0.28	0.25	0.25	0.22	0.15	0.12	0.12	0.77
28	0.10	0.10	0.10	0.10	0.10	0.11	0.38	0.66	0.66	0.77	0.77	0.77	0.77	0.77	0.77	0.77	0.77	0.77	0.66	0.66	0.66	0.66	0.36	0.30	0.25	0.77
29	0.09	0.09	0.09	0.06	0.06	0.09	0.11	0.15	0.17	0.17	0.23	0.23	0.23	0.23	0.23	0.23	0.23	0.23	0.23	0.17	0.15	0.13	0.11	0.10	0.10	0.23
30	0.03	0.01	0.01	0.01	0.01	0.03	0.03	0.04	0.04	0.04	0.04	0.04	0.04	0.04	0.04	0.04	0.04	0.04	0.04	0.04	0.04	0.03	0.03	0.03	0.04	0.04

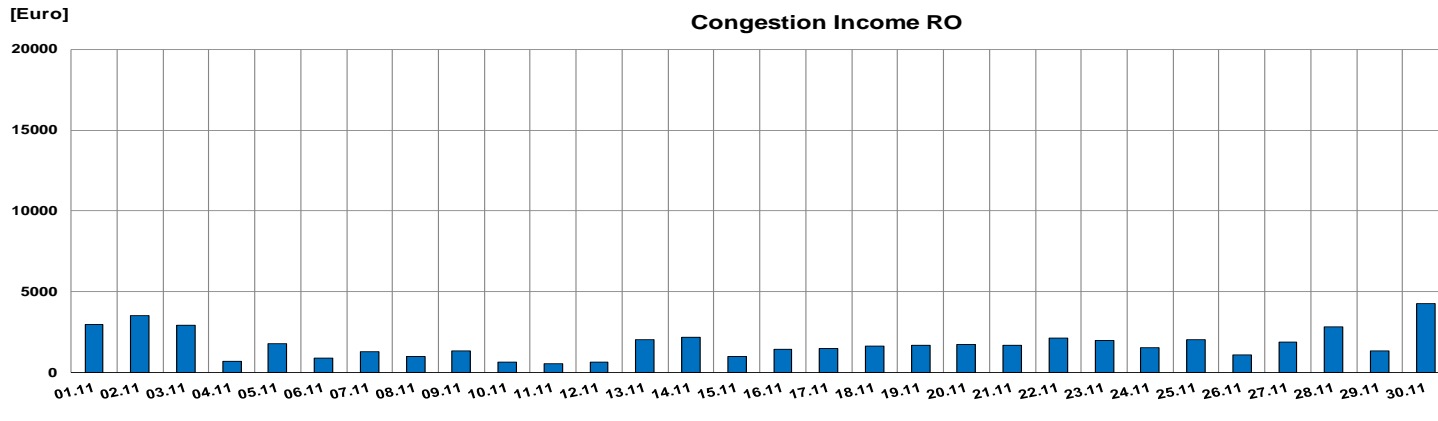
Serbia November



Transelectrica®
Societate Administrată în Sistem Dualist

Market for Allocation of Cross-Border Capacities

Daily Allocation on Romanian – Serbian border



Day	Congestion Income border RO-RS [Euro]	Congestion Income RO [Euro]
01.11	5972	2986
02.11	7048	3524
03.11	5904	2952
04.11	1394	697
05.11	3530	1765
06.11	1817	909
07.11	2595	1298
08.11	2032	1016
09.11	2727	1363
10.11	1322	661
11.11	1074	537
12.11	1310	655
13.11	4037	2019
14.11	4340	2170
15.11	2033	1016
16.11	2876	1438
17.11	3013	1506
18.11	3274	1637
19.11	3376	1688
20.11	3431	1715
21.11	3426	1713
22.11	4258	2129
23.11	3963	1981
24.11	3073	1537
25.11	4055	2028
26.11	2212	1106
27.11	3791	1895
28.11	5669	2834
29.11	2633	1316
30.11	8541	4271
Total	104725	52362

Daily Income [Euro]		Remuneration UIOSI [Euro]	
RO-RS	RS-RO	RO-RS	RS-RO
25926	78799	23790	77689
104725		101478	

TSO Income (Z-R) [Euro]	RO TSO Income (Z-R) [Euro]
3246	1623

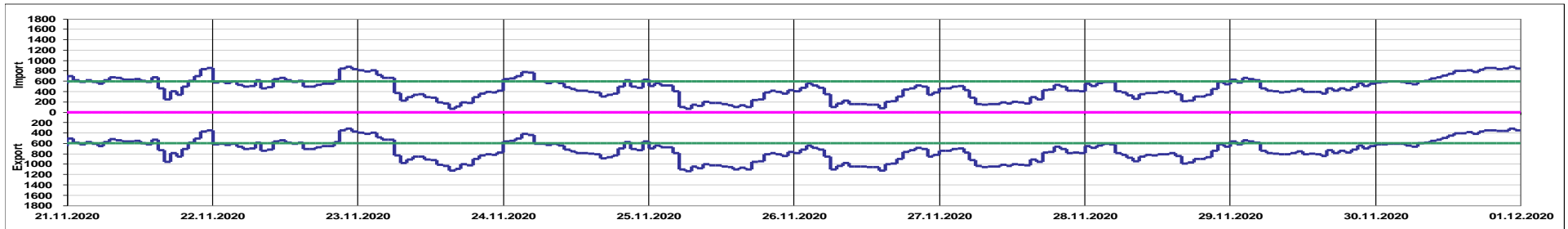
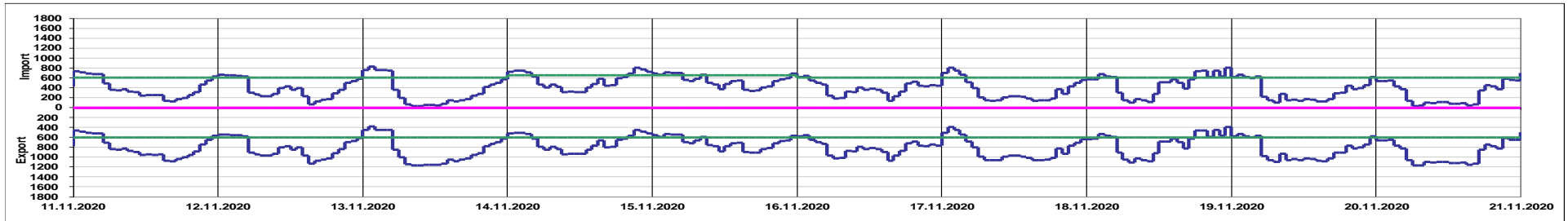
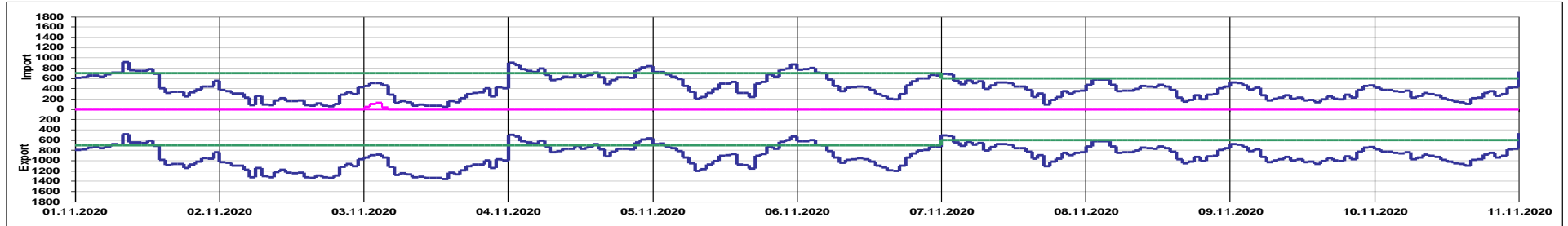


Transelectrica®
Societate Administrată în Sistem Dualist

Market for Allocation of Cross-Border Capacities

Intraday Auctions on Romanian – Serbian border

Serbia November 2020



Offered Capacity on Intraday Auction Import (+) / Export (-) [MW]

Allocated Capacity on Intraday Auction Import (+) / Export (-) [MW]

Net Transfer Capacity (NTC) Import (+) / Export (-) [MW]

Market for Allocation of Cross-Border Capacities



Transelectrica®
Societate Administrată în Sistem Dualist

Statistics on Monthly Auction

November 2020		1	2	3	4	5	6	7	8	9	10	11	12	13	14	15	16	17	18	19	20	21	22	23	24	25	26	27	28	29	30
Hungary export	Number of Capacity Traders	28	28	28	28	28	28	28	28	28	28	28	28	28	28	28	28	28	28	28	28	28	28	28	28	28	28	28	28	28	
	Number of Capacity Holders	11	11	11	11	11	11	11	11	11	11	11	11	11	11	11	11	11	11	11	11	11	11	11	11	11	11	11	11	11	
	Number of Bids	59	59	59	59	59	59	59	59	59	59	59	59	59	59	59	59	59	59	59	59	59	59	59	59	59	59	59	59	59	
Hungary import	Number of Capacity Traders	29	29	29	29	29	29	29	29	29	29	29	29	29	29	29	29	29	29	29	29	29	29	29	29	29	29	29	29	29	
	Number of Capacity Holders	16	16	16	16	16	16	16	16	16	16	16	16	16	16	16	16	16	16	16	16	16	16	16	16	16	16	16	16	16	
	Number of Bids	76	76	76	76	76	76	76	76	76	76	76	76	76	76	76	76	76	76	76	76	76	76	76	76	76	76	76	76	76	
Bulgaria export	Number of Capacity Traders	21	21	21	21	21	21	21	21	21	21	21	21	21	21	21	21	21	21	21	21	21	21	21	21	21	21	21	21	21	
	Number of Capacity Holders	15	15	15	15	15	15	15	15	15	15	15	15	15	15	15	15	15	15	15	15	15	15	15	15	15	15	15	15	15	
	Number of Bids	47	47	47	47	47	47	47	47	47	47	47	47	47	47	47	47	47	47	47	47	47	47	47	47	47	47	47	47	47	
Bulgaria import	Number of Capacity Traders	22	22	22	22	22	22	22	22	22	22	22	22	22	22	22	22	22	22	22	22	22	22	22	22	22	22	22	22	22	
	Number of Capacity Holders	12	12	12	12	12	12	12	12	12	12	12	12	12	12	12	12	12	12	12	12	12	12	12	12	12	12	12	12	12	
	Number of Bids	49	49	49	49	49	49	49	49	49	49	49	49	49	49	49	49	49	49	49	49	49	49	49	49	49	49	49	49	49	
Serbia export	Number of Capacity Traders	9	9	9	9	9	9	9	9	9	9	9	9	9	9	9	9	9	9	9	9	9	9	9	9	9	9	9	9	9	
	Number of Capacity Holders	8	8	8	8	8	8	5	5	5	5	5	5	5	5	5	5	5	5	5	5	5	5	5	5	5	5	5	5	5	
	Number of Bids	49	49	49	49	49	49	48	48	48	48	48	48	48	48	48	48	48	48	48	48	48	48	48	48	48	48	48	48	48	
Serbia import	Number of Capacity Traders	10	10	10	10	10	10	10	10	10	10	10	10	10	10	10	10	10	10	10	10	10	10	10	10	10	10	10	10	10	
	Number of Capacity Holders	10	10	10	10	10	10	10	10	10	10	10	10	10	10	10	10	10	10	10	10	10	10	10	10	10	10	10	10	10	
	Number of Bids	59	59	59	59	59	59	59	59	59	59	59	59	59	59	58	58	60	60	60	60	60	60	60	60	60	60	60	60	60	
Ukraine export	Number of Capacity Traders	3	3	3	3	3	3	3	3	3	3	3	3	3	3	3	3	3	3	3	3	3	3	3	3	3	3	3	3	3	
	Number of Capacity Holders	3	3	3	3	3	3	3	3	3	3	3	3	3	3	3	3	3	3	3	3	3	3	3	3	3	3	3	3	3	
	Number of Bids	6	6	6	6	7	7	7	7	6	6	6	6	6	6	7	7	6	6	6	6	6	6	6	7	7	7	7	7	6	
Ukraine import	Number of Capacity Traders	7	7	7	7	7	7	7	7	7	7	7	7	7	7	7	7	7	7	7	7	7	7	7	7	7	7	7	7	7	
	Number of Capacity Holders	5	5	5	5	5	5	5	5	5	5	5	5	5	5	5	5	5	5	5	5	5	5	5	5	5	5	5	5	5	
	Number of Bids	17	17	17	17	17	17	17	17	17	17	17	17	17	17	17	17	17	17	17	17	17	17	17	17	17	17	17	17	17	
Moldavia import RO_Cioara	Number of Capacity Traders	-	-	-	-	-	-	-	-	-	-	-	-	-	-	-	-	-	-	-	-	-	-	-	-	-	-	-	-	-	
	Number of Capacity Holders	-	-	-	-	-	-	-	-	-	-	-	-	-	-	-	-	-	-	-	-	-	-	-	-	-	-	-	-	-	
	Number of Bids	-	-	-	-	-	-	-	-	-	-	-	-	-	-	-	-	-	-	-	-	-	-	-	-	-	-	-	-	-	
Moldavia import RO_Costesti	Number of Capacity Traders	-	-	-	-	-	-	-	-	-	-	-	-	-	-	-	-	-	-	-	-	-	-	-	-	-	-	-	-	-	
	Number of Capacity Holders	-	-	-	-	-	-	-	-	-	-	-	-	-	-	-	-	-	-	-	-	-	-	-	-	-	-	-	-	-	
	Number of Bids	-	-	-	-	-	-	-	-	-	-	-	-	-	-	-	-	-	-	-	-	-	-	-	-	-	-	-	-	-	
Moldavia import RO_Vulcanesti	Number of Capacity Traders	-	-	-	-	-	-	-	-	-	-	-	-	-	-	-	-	-	-	-	-	-	-	-	-	-	-	-	-	-	
	Number of Capacity Holders	-	-	-	-	-	-	-	-	-	-	-	-	-	-	-	-	-	-	-	-	-	-	-	-	-	-	-	-	-	
	Number of Bids	-	-	-	-	-	-	-	-	-	-	-	-	-	-	-	-	-	-	-	-	-	-	-	-	-	-	-	-	-	

November 2020	Maximum	Minimum
Number of Capacity Traders	29	3
Number of Capacity Holders	16	3
Number of Bids	76	6



Statistics on Daily Auctions

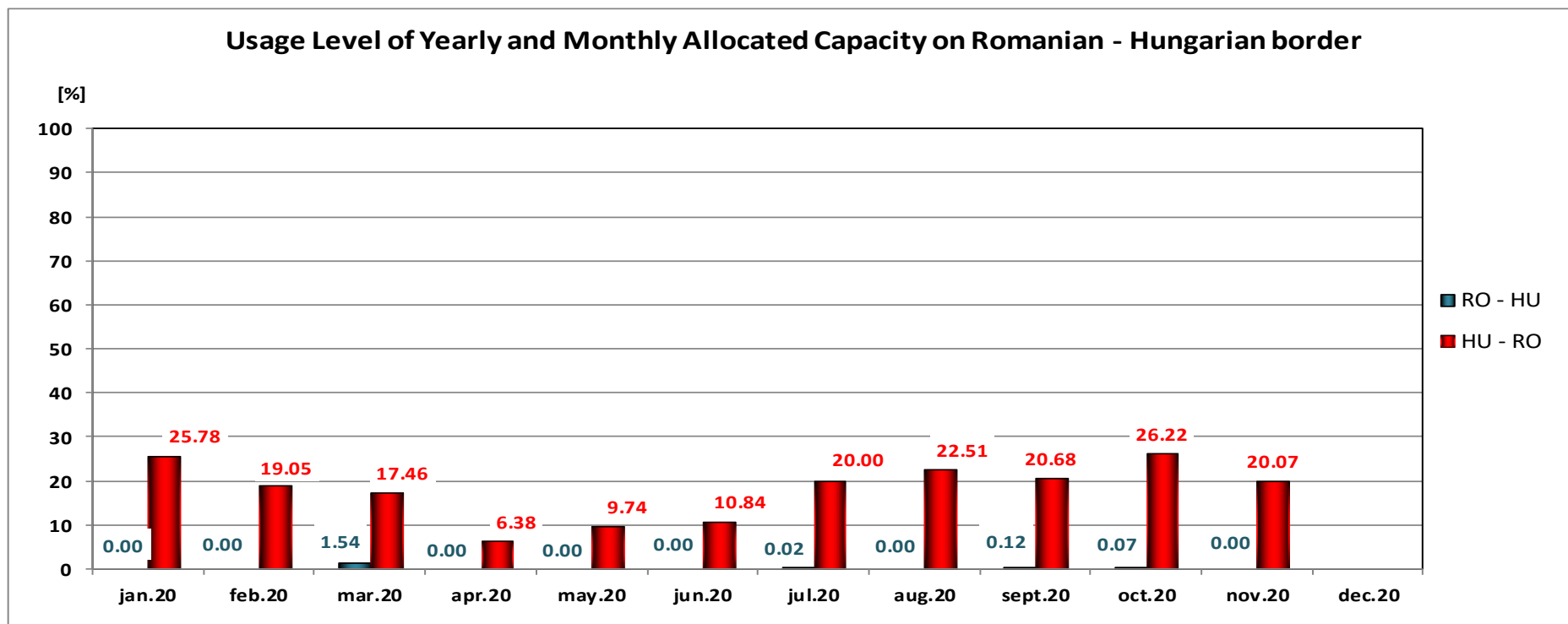
November 2020		Daily Auctions																													
		1	2	3	4	5	6	7	8	9	10	11	12	13	14	15	16	17	18	19	20	21	22	23	24	25	26	27	28	29	30
Serbia Export	Maximum Number of Capacity Traders	8	8	7	7	8	8	9	8	8	7	8	7	8	8	8	8	7	9	10	7	7	9	9	10	10	9	9	9	9	
	Maximum Number of Capacity Holders	8	8	7	7	8	8	9	8	8	7	8	7	8	8	8	8	7	9	10	7	7	8	9	9	10	9	9	9	8	
	Maximum Number of Bids	40	36	32	34	36	35	36	32	31	32	36	30	35	36	38	35	35	36	37	33	33	35	34	36	38	36	36	35	38	
Serbia Import	Maximum Number of Capacity Traders	8	8	9	7	9	8	8	8	8	9	7	9	9	9	8	9	9	8	9	7	8	8	8	10	8	8	8	8		
	Maximum Number of Capacity Holders	8	8	8	7	8	8	7	7	6	7	9	7	8	9	9	7	9	8	7	8	7	8	8	8	9	8	8	7	8	
	Maximum Number of Bids	35	35	30	30	37	33	34	32	33	30	34	28	35	37	33	34	37	37	34	36	30	32	31	33	40	34	35	30	34	
Bulgaria Export	Maximum Number of Capacity Traders	12	13	15	15	15	14	14	12	13	13	14	14	14	14	12	13	15	14	14	15	15	13	14	14	14	15	15	14	13	
	Maximum Number of Capacity Holders	12	13	15	15	15	14	14	12	13	13	14	14	14	14	11	13	15	14	14	15	15	13	14	14	14	15	15	14	12	
	Maximum Number of Bids	34	34	38	40	37	35	33	31	30	29	31	31	35	29	28	30	34	32	31	33	35	30	28	34	31	33	33	30	27	
Bulgaria Import	Maximum Number of Capacity Traders	14	14	14	15	16	14	15	13	14	15	16	14	14	14	13	14	15	15	15	15	16	15	14	14	15	15	16	15	15	
	Maximum Number of Capacity Holders	14	14	13	14	15	14	15	13	14	14	15	14	14	13	12	13	15	15	14	14	16	14	13	14	15	15	16	15	14	
	Maximum Number of Bids	36	37	34	36	38	34	36	32	32	32	34	29	29	33	32	34	33	34	38	36	36	35	31	31	33	34	35	37	38	

Note: In the table are presented the daily maximum hourly values.

Statistics on Intraday Auctions

November 2020		Intraday Auctions																													
		1	2	3	4	5	6	7	8	9	10	11	12	13	14	15	16	17	18	19	20	21	22	23	24	25	26	27	28	29	30
Serbia Export	Maximum Number of Capacity Traders	0	0	0	0	0	0	0	0	0	0	0	0	0	0	0	0	0	0	0	0	0	0	0	0	0	0	0	0	0	
	Maximum Number of Capacity Holders	-	-	-	-	-	-	-	-	-	-	-	-	-	-	-	-	-	-	-	-	-	-	-	-	-	-	-	-	-	
Serbia Import	Maximum Number of Capacity Traders	0	0	1	0	0	0	0	0	0	0	0	0	0	0	0	0	0	0	0	0	0	0	0	0	0	0	0	0	0	
	Maximum Number of Capacity Holders	-	-	1	-	-	-	-	-	-	-	-	-	-	-	-	-	-	-	-	-	-	-	-	-	-	-	-	-	-	

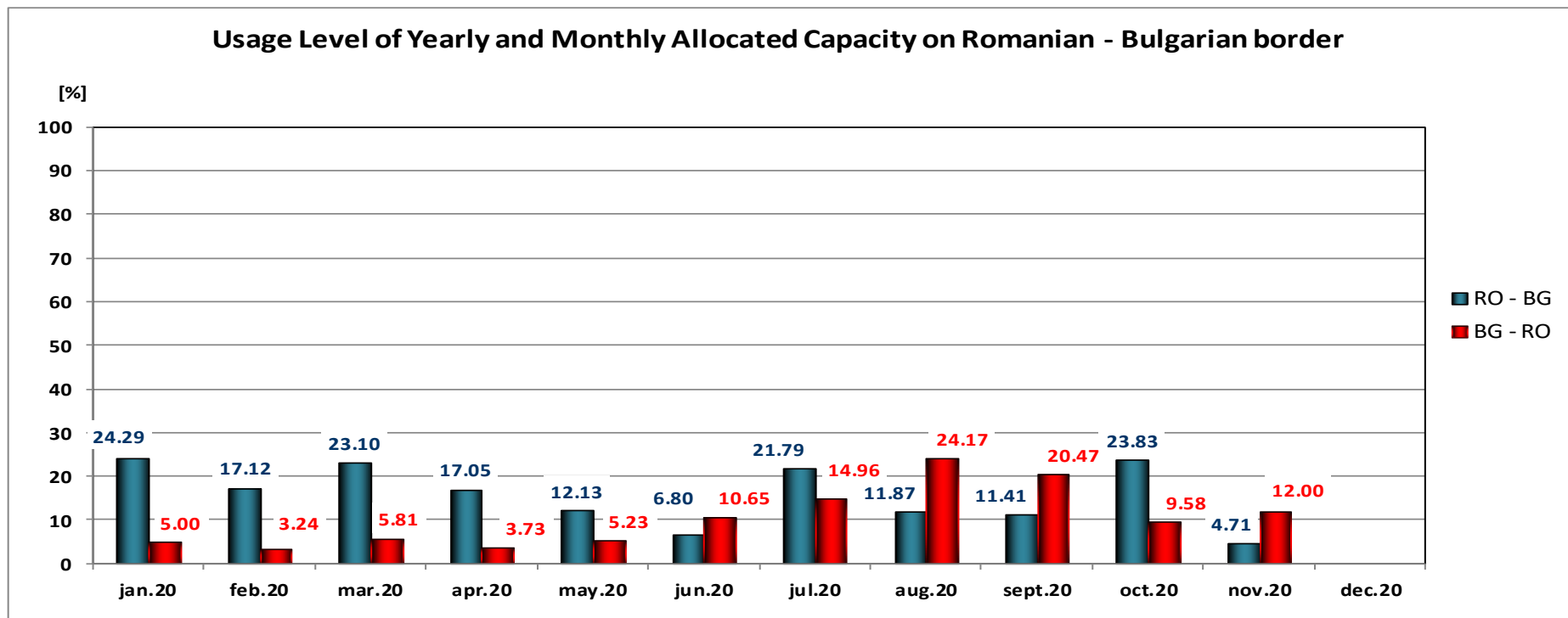
Note: In the table are presented the daily maximum hourly values.



CET

Usage level of yearly and monthly allocated capacity was calculated as ratio between nominated capacity and sum of allocated capacity at yearly and monthly auctions after returns.

From the beginning of the year, the average values (arithmetic) of usage level are: 0.16% on export direction and 18.07% on import direction.

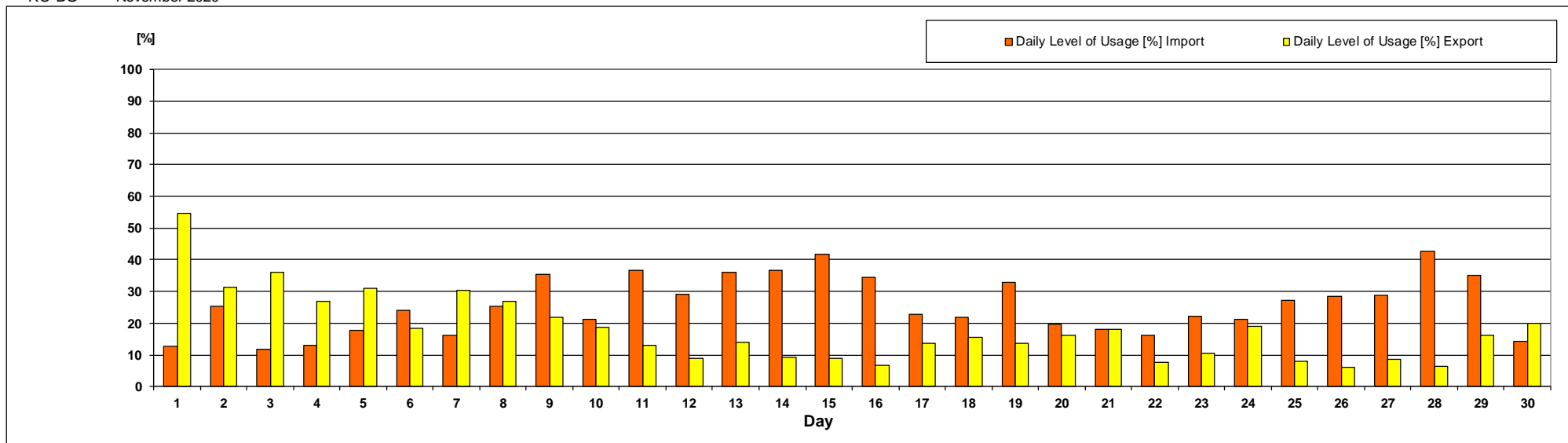


CET

Usage level of yearly and monthly allocated capacity was calculated as ratio between nominated capacity and sum of allocated capacity at yearly and monthly auctions after returns.

From the beginning of the year, the average values (arithmetic) of usage level are: 15.83% on export direction and 10.44% on import direction.

RO-BG November 2020

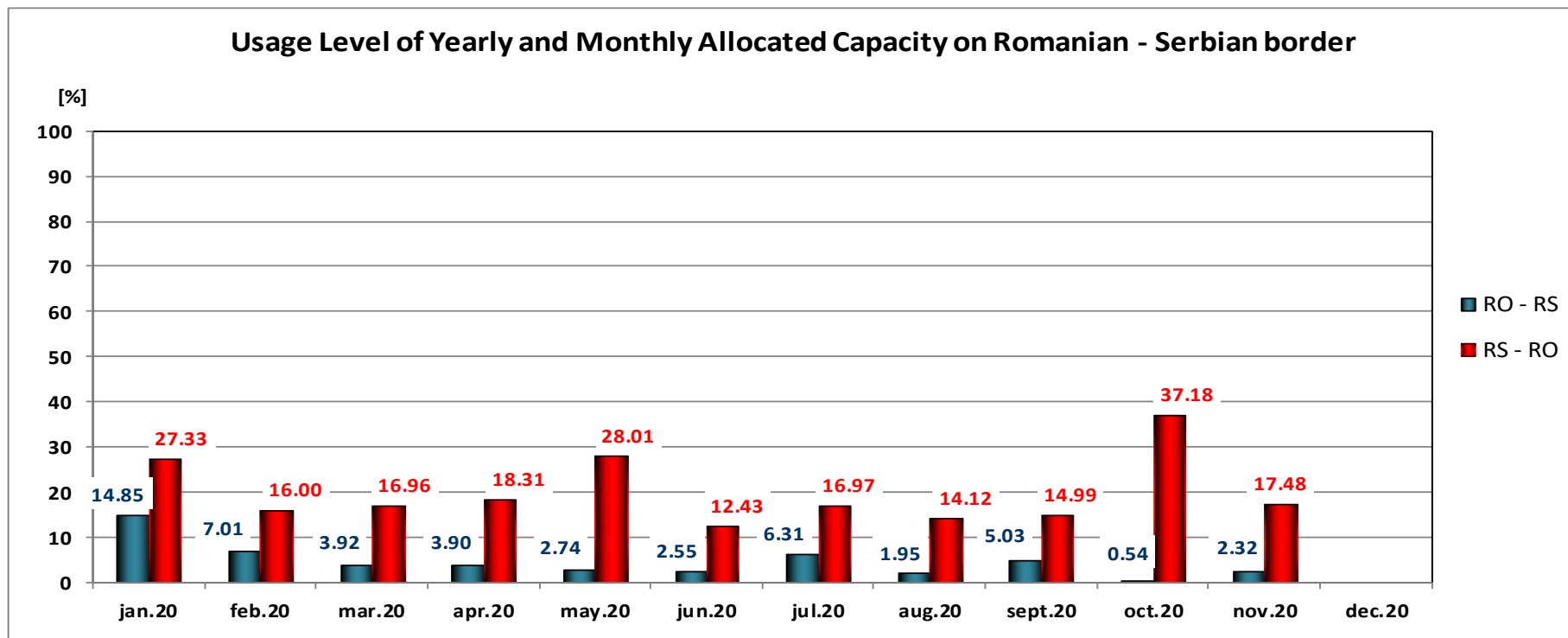


Daily Level of Usage [%]

November 2020	1	2	3	4	5	6	7	8	9	10	11	12	13	14	15	16	17	18	19	20	21	22	23	24	25	26	27	28	29	30
Import	12.73	25.34	11.62	13.00	17.78	24.17	16.06	25.27	35.26	21.17	36.67	28.99	36.14	36.53	41.60	34.39	22.75	21.83	33.04	19.75	18.02	16.08	22.29	21.07	27.17	28.57	28.94	42.55	35.02	14.29
Export	54.59	31.26	36.17	26.77	31.07	18.25	30.31	26.88	21.98	18.55	13.02	8.84	13.91	9.14	9.01	6.84	13.63	15.39	13.65	16.11	18.09	7.58	10.50	19.05	7.92	5.95	8.66	6.31	16.19	19.88

Level of usage of daily allocated capacity, calculated at monthly level, as ratio between sum of nominated daily capacities and sum of daily allocated capacities, has the following values:

- Import 25.45 [%]
- Export 17.20 [%]

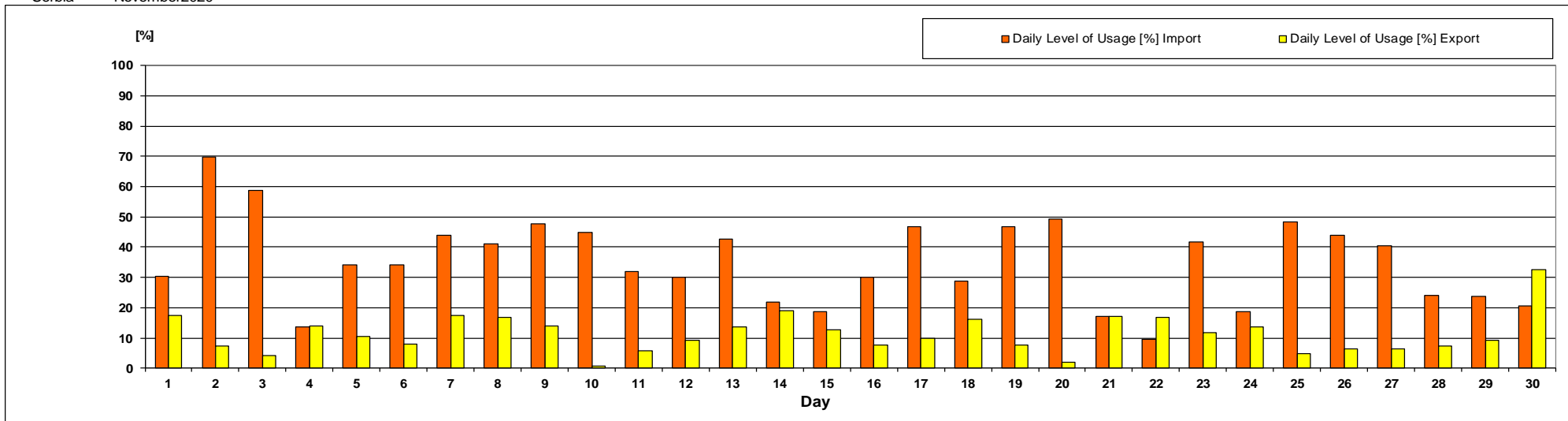


CET

Usage level of yearly and monthly allocated capacity was calculated as ratio between nominated capacity and sum of allocated capacity at yearly and monthly auctions after returns.

From the beginning of the year, the average values (arithmetic) of usage level are: 4.65% on export direction and 19.98% on import direction.

Serbia November2020



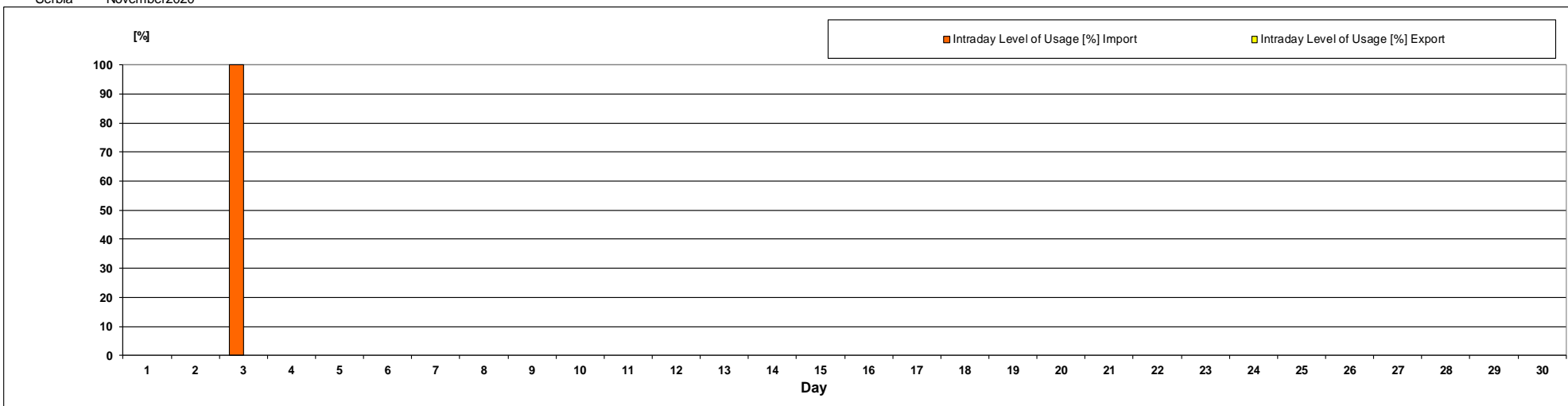
Daily Level of Usage [%]

November 2020	1	2	3	4	5	6	7	8	9	10	11	12	13	14	15	16	17	18	19	20	21	22	23	24	25	26	27	28	29	30
Import	30.31	69.81	58.72	13.78	34.25	34.18	43.83	41.05	47.56	45.01	31.90	30.20	42.53	21.87	18.68	30.04	46.92	28.75	46.67	49.23	17.03	9.67	41.57	18.67	48.24	44.06	40.55	24.01	23.80	20.67
Export	17.39	7.46	4.07	13.83	10.56	7.95	17.54	16.74	14.10	0.77	5.82	9.24	13.56	18.87	12.59	7.57	9.90	16.17	7.54	2.06	17.02	16.89	11.87	13.74	4.81	6.33	6.52	7.47	9.17	32.49

Level of usage of daily allocated capacity, calculated at monthly level, as ratio between sum of nominated daily capacities and sum of daily allocated capacities, has the following values:

- Import 34.11 [%]
- Export 11.12 [%]

Serbia November2020

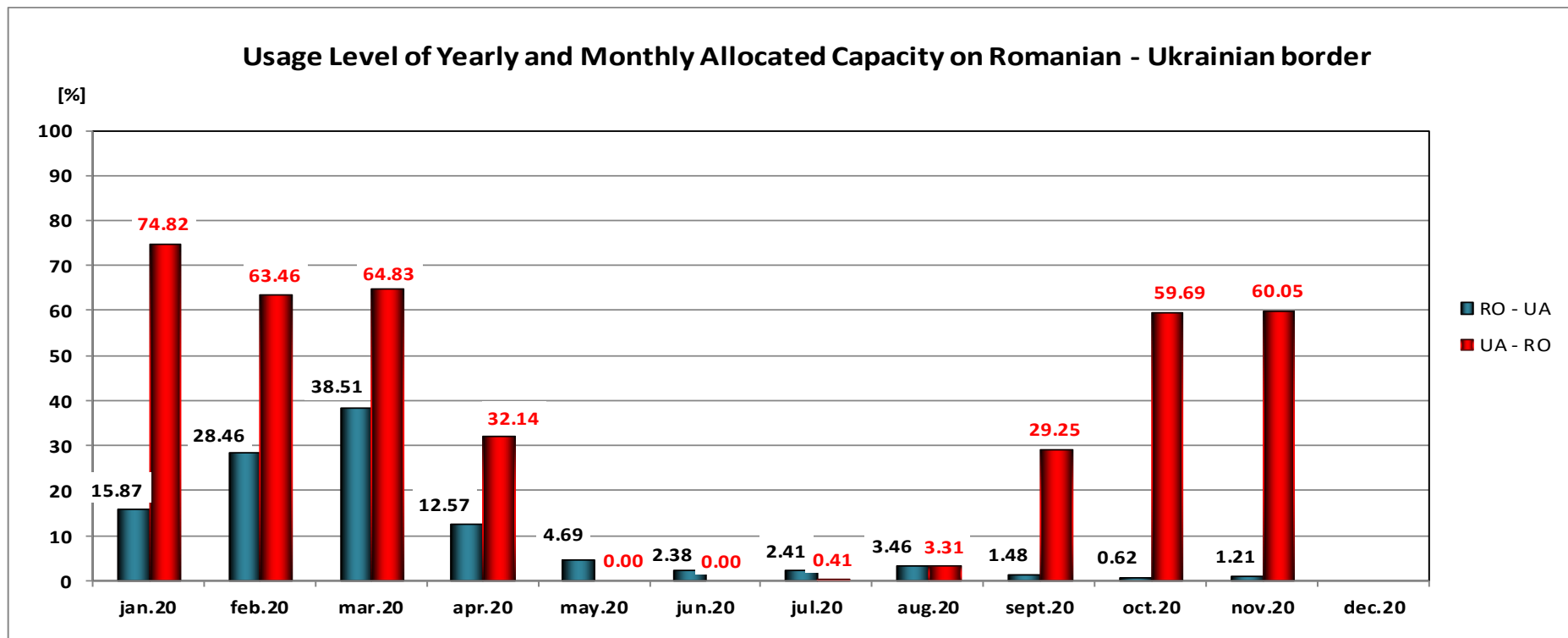


Intraday Level of Usage [%]

November 2020	1	2	3	4	5	6	7	8	9	10	11	12	13	14	15	16	17	18	19	20	21	22	23	24	25	26	27	28	29	30
Import	-	-	100.00	-	-	-	-	-	-	-	-	-	-	-	-	-	-	-	-	-	-	-	-	-	-	-	-	-	-	
Export	-	-	-	-	-	-	-	-	-	-	-	-	-	-	-	-	-	-	-	-	-	-	-	-	-	-	-	-	-	

Level of usage of intraday allocated capacity, calculated at monthly level, as ratio between sum of nominated intraday capacities and sum of intraday allocated capacities, has the following values:

- Import 100.00 [%] (allocated only on 03.11.2020)
- Export - [%] (there was no request of capacity)



CET

Usage level of yearly and monthly allocated capacity was calculated as ratio between nominated capacity and sum of allocated capacity at yearly and monthly auctions.

From the beginning of the year, the average values (arithmetic) of usage level are: 10.15% on export direction and 35.27% on import direction.

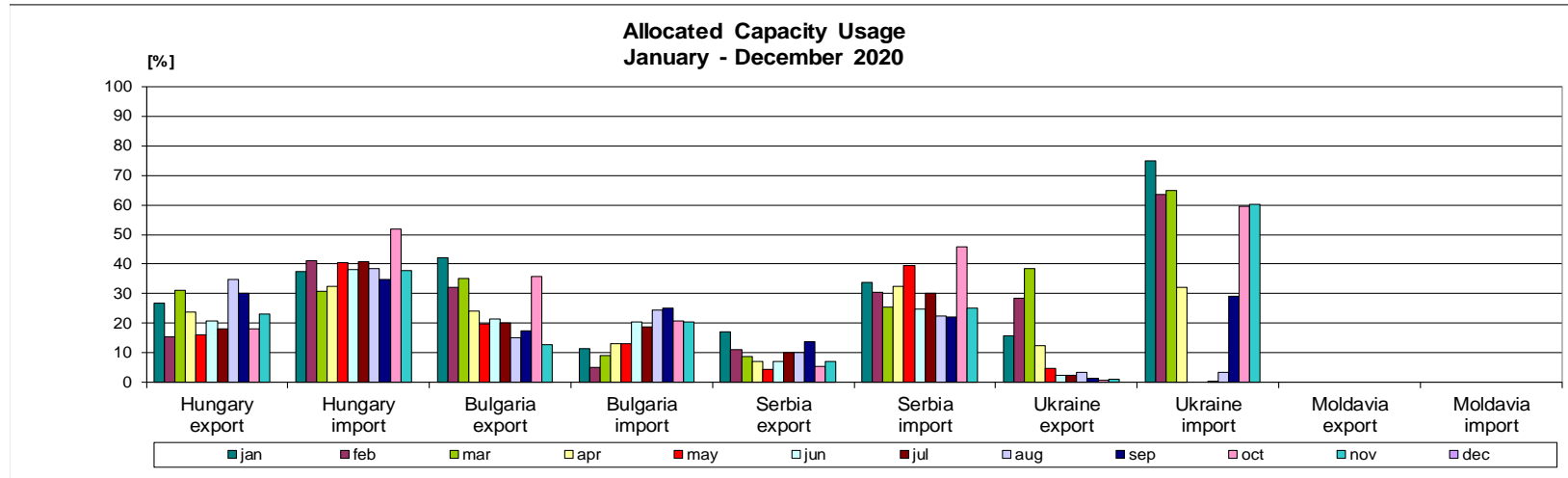
Market for Allocation of Cross-Border Capacities



Transelectrica®

Societate Administrată în Sistem Dualist

Usage level of capacity rights



The level of usage of total capacity rights on one border and direction represent the percentage ratio between the energy associated with the commercial transactions, nominated during a month, and the energy associated with the total capacity rights.

[%]	Hungary export	Hungary import	Bulgaria export	Bulgaria import	Serbia export	Serbia import	Ukraine export	Ukraine import	Moldavia export	Moldavia import
jan	26.94	37.53	42.28	11.32	17.26	33.77	15.87	74.82	-	-
feb	15.52	41.05	32.10	5.03	10.98	30.55	28.46	63.46	-	-
mar	31.14	30.89	35.00	9.22	8.67	25.55	38.51	64.83	-	-
apr	23.90	32.60	24.14	13.12	7.09	32.47	12.57	32.14	-	-
may	16.05	40.59	19.79	13.25	4.42	39.40	4.69	0.00	-	-
jun	20.64	38.30	21.43	20.52	7.15	24.72	2.38	0.00	-	-
jul	18.20	40.66	19.99	18.85	10.02	30.09	2.41	0.41	-	-
aug	34.81	38.42	14.96	24.34	10.22	22.58	3.46	3.31	-	-
sep	30.18	34.79	17.56	25.29	13.80	22.20	1.48	29.25	-	-
oct	18.14	51.89	35.90	20.94	5.51	45.72	0.62	59.69	-	-
nov	22.99	37.75	12.84	20.43	6.94	25.14	1.21	60.05	-	-
dec	-	-	-	-	-	-	-	-	-	-
average	23.50	38.59	25.09	16.57	9.28	30.20	10.15	35.27	-	-

Type B

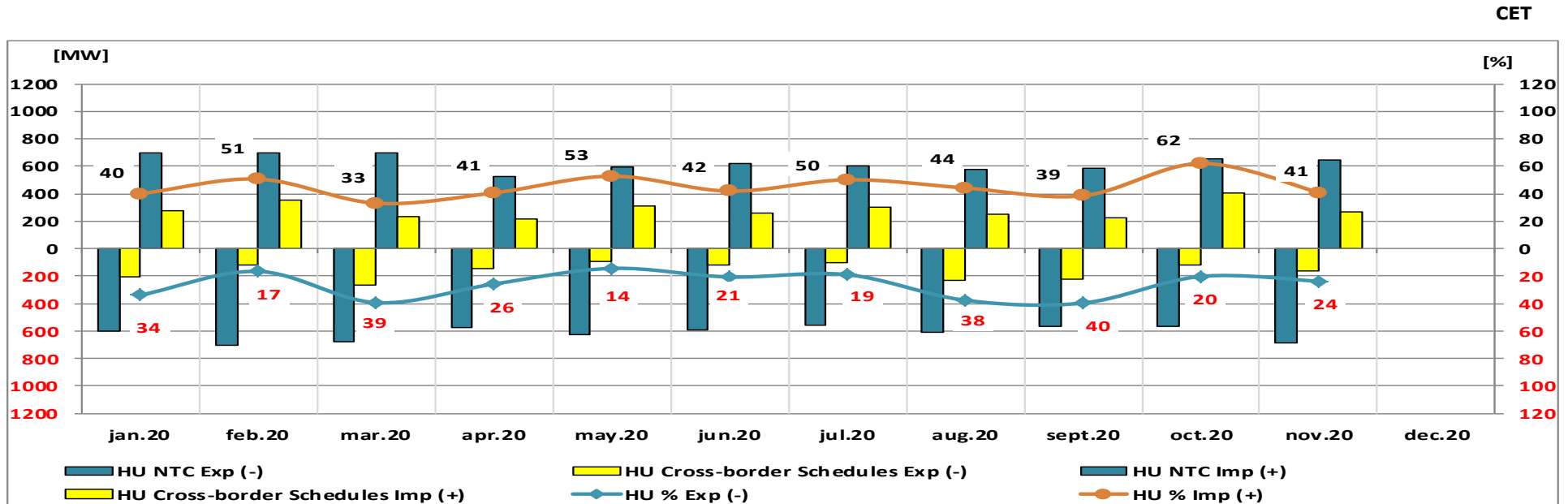
In November 2020, it was noticed a low level of capacity usage. The highest level of usage was on import direction from Ukraine.



Transelectrica®
Societate Administrată în Sistem Dualist

Market for Allocation of Cross-Border Capacities

Usage Level of NTC on Romanian – Hungarian border



Hungary (monthly averages values, MW)	jan.20	feb.20	mar.20	apr.20	may.20	jun.20	jul.20	aug.20	sept.20	oct.20	nov.20	dec.20	sum
HU NTC Exp (-)	-600	-700	-675	-573	-626	-592	-556	-610	-568	-570	-690		-6760
HU Cross-border Schedules Exp (-)	-203	-116	-265	-147	-90	-122	-105	-229	-225	-115	-164		-1781
HU NTC Imp (+)	700	700	701	523	595	620	600	574	583	653	648		6899
HU Cross-border Schedules Imp (+)	280	355	232	213	315	260	301	254	225	406	266		3108

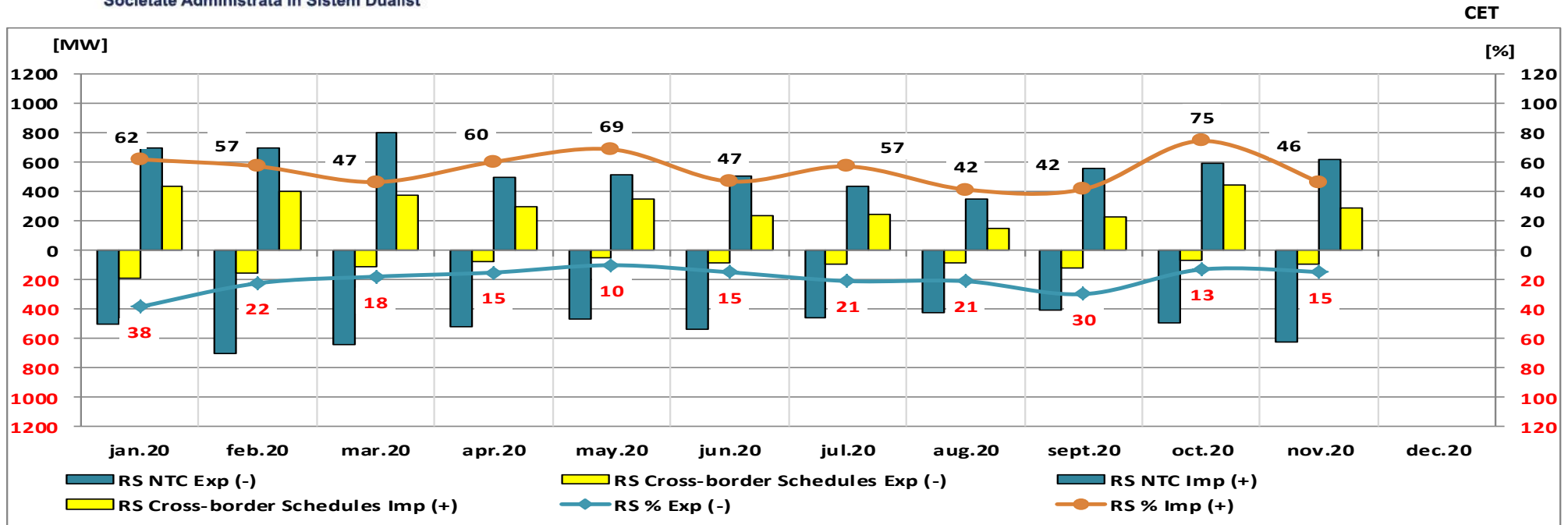
The level of usage was calculated as ratio between total cross-border schedules (capacity nominated on long and short term) and NTC. From the beginning of the year, the average values (arithmetic) of usage level are: 26.39% on export direction and 45.06% on import direction.



Transelectrica®
Societate Administrată în Sistem Dualist

Market for Allocation of Cross-Border Capacities

Usage Level of NTC on Romanian – Serbian border



Serbia (monthly averages values, MW)	jan.20	feb.20	mar.20	apr.20	may.20	jun.20	jul.20	aug.20	sept.20	oct.20	nov.20	dec.20	sum
RS NTC Exp (-)	-500	-700	-640	-522	-468	-540	-460	-423	-402	-492	-620		-5765
RS Cross-border Schedules Exp (-)	-192	-156	-114	-78	-47	-80	-96	-88	-119	-64	-91		-1124
RS NTC Imp (+)	700	700	801	495	513	510	435	355	557	594	623		6283
RS Cross-border Schedules Imp (+)	435	401	373	299	353	240	249	147	232	443	290		3463

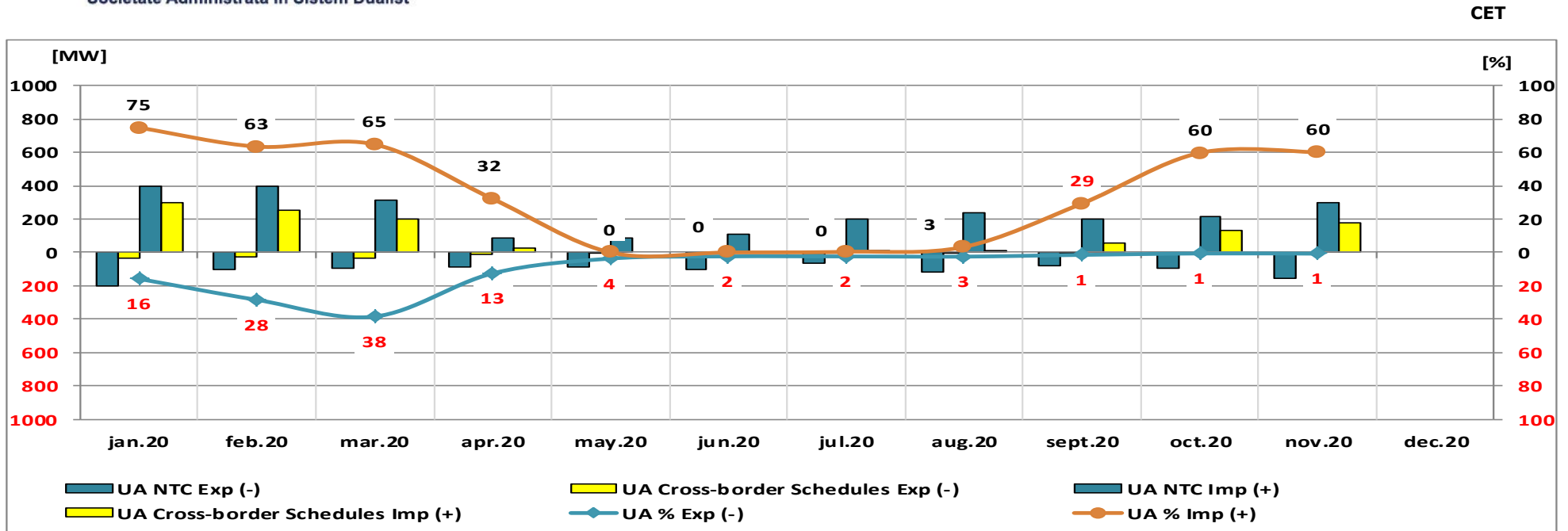
The level of usage was calculated as ratio between total cross-border schedules (capacity nominated on long and short term) and NTC. From the beginning of the year, the average values (arithmetic) of usage level are: 19.74% on export direction and 54.9% on import direction.



Transelectrica®
Societate Administrată în Sistem Dualist

Market for Allocation of Cross-Border Capacities

Usage Level of NTC on Romanian – Ukrainian border



Ukraine (monthly averages values, MW)	jan.20	feb.20	mar.20	apr.20	may.20	jun.20	jul.20	aug.20	sept.20	oct.20	nov.20	dec.20	sum
UA NTC Exp (-)	-200	-100	-94	-90	-84	-100	-68	-119	-83	-92	-153		-1183
UA Cross-border Schedules Exp (-)	-31.7	-28.5	-36.0	-11.3	-3.1	-2.4	-1.6	-3.0	-1.2	-0.6	-1.1		-121
UA NTC Imp (+)	400	400	310	90	85	108	200	235	203	218	300		2551
UA Cross-border Schedules Imp (+)	299	254	201	29	0	0	1	8	59	130	180		1161

The level of usage was calculated as ratio between total cross-border schedules (capacity nominated on long and short term) and NTC. From the beginning of the year, the average values (arithmetic) of usage level are: 9.93% on export direction and 35.26% on import direction.

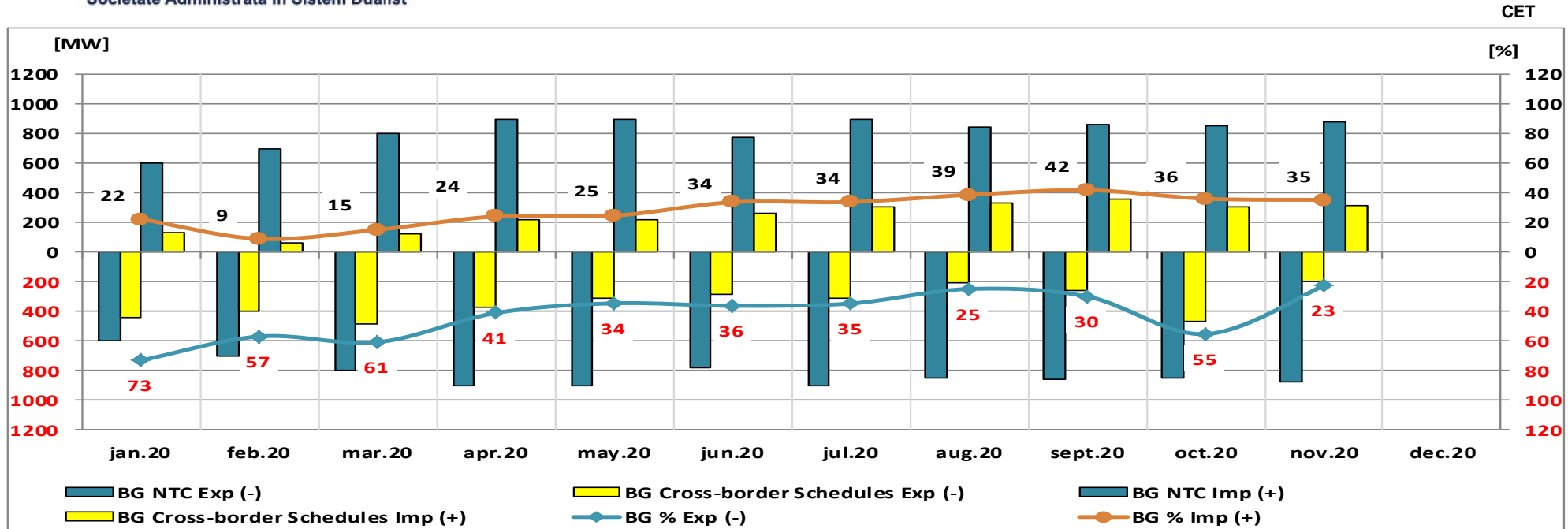


Transelectrica®

Societate Administrată în Sistem Dualist

Market for Allocation of Cross-Border Capacities

Usage Level of NTC on Romanian – Bulgarian border



Bulgaria (monthly averages values, MW)	jan.20	feb.20	mar.20	apr.20	may.20	jun.20	jul.20	aug.20	sept.20	oct.20	nov.20	dec.20	sum
BG NTC Exp (-)	-600	-700	-801	-900	-900	-780	-900	-848	-860	-851	-880		-9021
BG Cross-border Schedules Exp (-)	-438	-398	-487	-369	-310	-282	-312	-210	-257	-471	-199		-3733
BG NTC Imp (+)	600	700	801	900	900	780	900	848	860	851	880		9021
BG Cross-border Schedules Imp (+)	134	63	122	218	223	264	306	329	361	308	312		2639

The level of usage was calculated as ratio between total cross-border schedules (capacity nominated on long and short term) and NTC. From the beginning of the year, the average values (arithmetic) of usage level are: 42.69% on export direction and 28.7% on import direction.



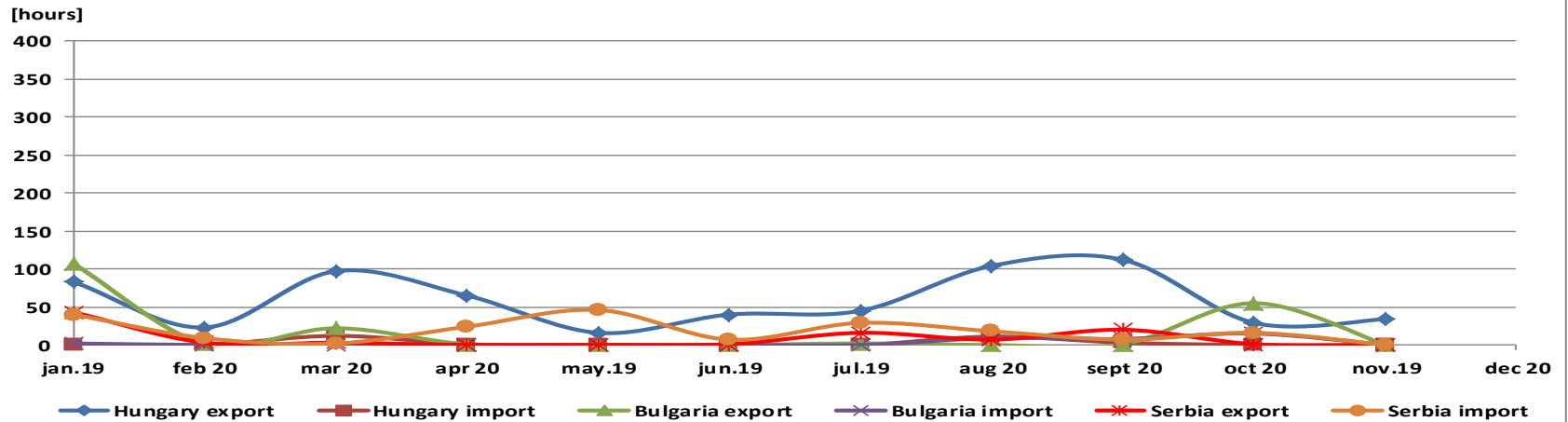
Transelectrica®
Societate Administrată în Sistem Dualist

Market for Allocation of Cross-Border Capacities

Maximization of NTC Usage

CET

Number of hours in which the sum of nominated cross-border schedules is higher than NTC



Number of hours	jan.19	feb 20	mar 20	apr 20	may.19	jun.19	jul.19	aug 20	sept 20	oct 20	nov.19	dec 20
Hungary export	83	23	97	65	16	40	45	104	112	29	34	
Hungary import	0	0	12	1	0	0	0	11	3	0	0	
Bulgaria export	107	2	22	1	0	0	2	0	1	55	0	
Bulgaria import	2	0	0	0	0	0	0	9	8	15	0	
Serbia export	43	3	3	0	0	1	16	7	20	1	0	
Serbia import	40	9	2	24	46	7	29	18	7	16	0	

By making efficient use of the interconnection (applying “netting” principle in daily and intra-day offered capacity calculation) there are some hours in which sum of nominated cross-border schedules is higher than the NTC.

Synthesis (C1, C3, HHI) on type of auction and total values

November 2020

Border	Auction												Total		
	Yearly			Monthly			Daily			Intraday			C1 [%]	C3 [%]	HHI
	C1 [%]	C3 [%]	HHI	C1 [%]	C3 [%]	HHI	C1 [%]	C3 [%]	HHI	C1 [%]	C3 [%]	HHI			
Hungary import	28.57	57.43	1565	20.20	48.99	1180	-	-	-	-	-	-	20.07	47.81	1091
Hungary export	27.51	55.87	1432	43.00	67.50	2354	-	-	-	-	-	-	19.31	49.91	1140
Bulgaria import	36.00	56.00	1769	38.58	70.32	2198	21.80	53.55	1271	-	-	-	19.60	43.22	924
Bulgaria export	22.09	56.63	1517	22.78	59.00	1433	20.05	56.12	1334	-	-	-	17.78	47.73	972
Serbia import	20.00	56.00	1522	24.43	60.10	1553	27.96	72.21	2079	100.00	100.00	10000	21.76	52.54	1284
Serbia export	30.40	68.00	1899	50.54	88.11	3355	25.22	72.56	1950	-	-	-	32.55	69.05	1905
Ukraine import	-	-	-	45.00	81.67	2878	-	-	-	-	-	-	45.00	81.67	2878
Ukraine export	-	-	-	67.86	100.00	5179	-	-	-	-	-	-	67.86	100.00	5179
Moldavia import	-	-	-	-	-	-	-	-	-	-	-	-	-	-	-

Note:

- On the Hungarian border the implicit daily allocation is done through the market coupling mechanism of CZ-SK-HU day-ahead electricity markets (starting with 20.11.2014) and implicit intraday allocation is organized due to the integration of Romanian intraday market in SIDC - Single Intra-Day Market (starting with 20.11.2019).
- On the Bulgarian border implicit intraday allocation is organized due to the integration of Romanian intraday market in SIDC (Single Intra-Day Market) (starting with 20.11.2019).



Email: Monitorizare.Piata@transelectrica.ro

Fax: 021 3035630