



Transelectrica®
Societate Administrată în Sistem Dualist

MARKET MONITORING REPORT

Market for Allocation of Cross-Border Capacities

December 2020



ANRE - Romanian Energy Regulatory Authority
HHI - Herfindahl-Hirschman Index
BRP - Balance Responsible Party
BM - Balancing Market
DAM - Day Ahead Market
TSO - Transmission System Operator
DU – Dispatchable Unit
PN – Physical Notification
NDC - National Dispatching Center
C1 – The market share of the largest market participant
C3 – Total market share of top 3 market participants
NPS – Minimum number of residual generators
TTC – Total Transfer Capacity
NTC – Net Transfer Capacity
ATC – Available Transfer Capacity

Transelectrica, the Romanian Transmission System Operator, operates and monitors the activity of 3 types of markets: Balancing Market, Ancillary Services Market and Market for Allocation of Cross-Border Capacities.

Using the records from the markets data base, Transelectrica prepares daily, weekly and monthly monitoring reports. A part of the data included in these reports (those data which are not confidential) is published on the website **www.transelectrica.ro**

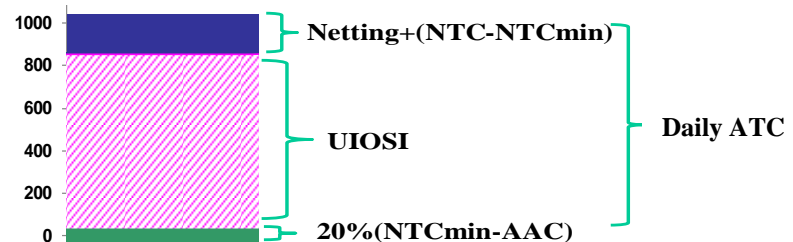
General Remarks



Transelectrica®

Societate Administrată în Sistem Dualist

- According to the agreements between Transelectrica and neighbors for year 2020 :
 - ✓ on the Bulgarian border, the bilateral coordinated allocation is done for 100% of total capacity by Transelectrica for daily auctions. Starting with 20.11.2019, implicit intraday allocation with continuous trading is organized on the Bulgarian border, due to the integration of Romanian intraday market in SIDC (Single Intra-Day Market). In the event of decoupling, no explicit intraday auctions are organized on RO – BG border; the “netting” is applied to daily and intraday allocation.
 - ✓ on the Hungarian border, starting with 20.11.2019 is organized implicit intraday allocation with continuous trading, due to the integration of Romanian intraday market in SIDC (Single Intra-Day Market). In the event of decoupling, no explicit intraday auctions are organized on RO – HU border. Implicit daily allocations are held since the CZ-SK-HU-RO day-ahead market coupling. In the event of decoupling, MAVIR is in charge with the explicit daily auctions (shadow auctions) for RO-HU border. The “netting” is applied to daily and intraday allocation.
 - ✓ on the Serbian border, the bilateral coordinated allocation, is done for 100% of total capacity by EMS (Serbia) for daily auctions and by Transelectrica for long term and intraday auctions. The “netting” is applied to daily and intraday allocation. The intraday allocation is done in six auction sessions for time intervals: 00:00-04:00, 04:00-08:00, 08:00-12:00, 12:00-16:00, 16:00-20:00, 20:00-00:00 CET.
 - ✓ *UIOSI* („use it or sell it”) principle is applied on Hungarian, Bulgarian and Serbian borders.
 - ✓ the long term auctions on Hungarian and Bulgarian borders are held by Joint Allocation Office (JAO) based on Allocation Rules for Forward Capacity Allocation (HAR) and border specific Annex. On these borders it is applied:
 - ✓ reservation of a percentage of interconnection capacity for short term auction, offered capacity being calculated as 80% of the minimum of available capacities of all periods of the month;



- Transelectrica’s auctions are held on Damas platform, with euro currency trading;
- On Romania – Bulgaria, Romania – Serbia and Romania – Hungary border, the use of the physical transport rights is performed in accordance with the m:n nomination principle, for all time horizons.



- Long term auction results on the Hungarian and Bulgarian borders are provide by JAO and daily auction results on the Serbian border (auction prices, allocated capacities) are provided by the respective TSO.
- Usage of allocated capacity on Ukrainian and Moldavian border is restricted by Ukrainian TSO agreement and respectively by the approval of the distribution operator of the passive consumption islands.
- Monthly auctions for December 2020 were held as: import/export Hungary, import/export Bulgaria, import/export Serbia, import/export Ukraine for the period 01.12 – 31.12.2020
- In December 2020 there were no auctions held on Moldavian border.

Monthly auction Results of 01 – 31 December 2020

	Prices [euro/MWh]	Capacities [MW]								
	Results	TTC	NTC	ATC	AAC	Reserved	Offered	Requested	Alocated	Final Rights*
Hungary export <i>01 - 31 Decembrie 2020</i>	0.29	700	600	251	349	0	200	1780	200	549
Hungary import <i>01 - 31 Decembrie 2020</i>	0.44	800	700	350	350	0	280	2299	280	630
Bulgaria export <i>01 - 31 Decembrie 2020</i>	0.32	1000	900	651	249	0	520	3649	520	769
Bulgaria import <i>01 - 31 Decembrie 2020</i>	0.14	1000	900	650	250	0	520	3434	520	770

Notes:

ATC values on Hungarian and Bulgarian borders are calculated before the reservation of capacity. Offered capacity includes reservation and returned capacity.

Requested = requested capacity that remains after automatic rejection of the offers with credit limit exceeded

Final rights = monthly allocated capacity + yearly allocated capacity after returns and withdrawals.

Market for Allocation of Cross-Border Capacities



Transelectrica®
Societate Administrată în Sistem Dualist

Monthly auction Results of 01 – 31 december 2020

	Prices [euro/MWh]	Capacities [MW]								
	Results	TTC	NTC	ATC	AAC	Reserved	Offered	Requested	Alocated	Final Rights*
Serbia export <i>01 - 31 Decembrie 2020</i>	0.13	700	600	350	250	-	350	1064	350	600
Serbia import <i>01 - 31 Decembrie 2020</i>	0.37	800	700	450	250	-	450	1343	450	700
Ukraine export <i>01 - 31 Decembrie 2020</i>	0.02	200	100	100	-	-	100	130	100	100
Ukraine import <i>01 - 31 Decembrie 2020</i>	0.11	200	100	100	-	-	100	200	100	100
Moldavia export <i>01 - 31 Decembrie 2020</i>	-	-	-	-	-	-	-	-	-	-
Moldavia import <i>01 - 31 Decembrie 2020</i>	-	-	-	-	-	-	-	-	-	-
RO_Vulcanesti <i>01 - 31 Decembrie 2020</i>	-	-	-	-	-	-	-	-	-	-
RO_Costesti <i>01 - 31 Decembrie 2020</i>	-	-	-	-	-	-	-	-	-	-
RO_Cioara	-	-	-	-	-	-	-	-	-	-

Notes:

Requested = requested capacity that remains after automatic rejection of the offers with credit limit exceeded

Final rights = monthly allocated capacity + yearly allocated capacity after returns and withdrawals.

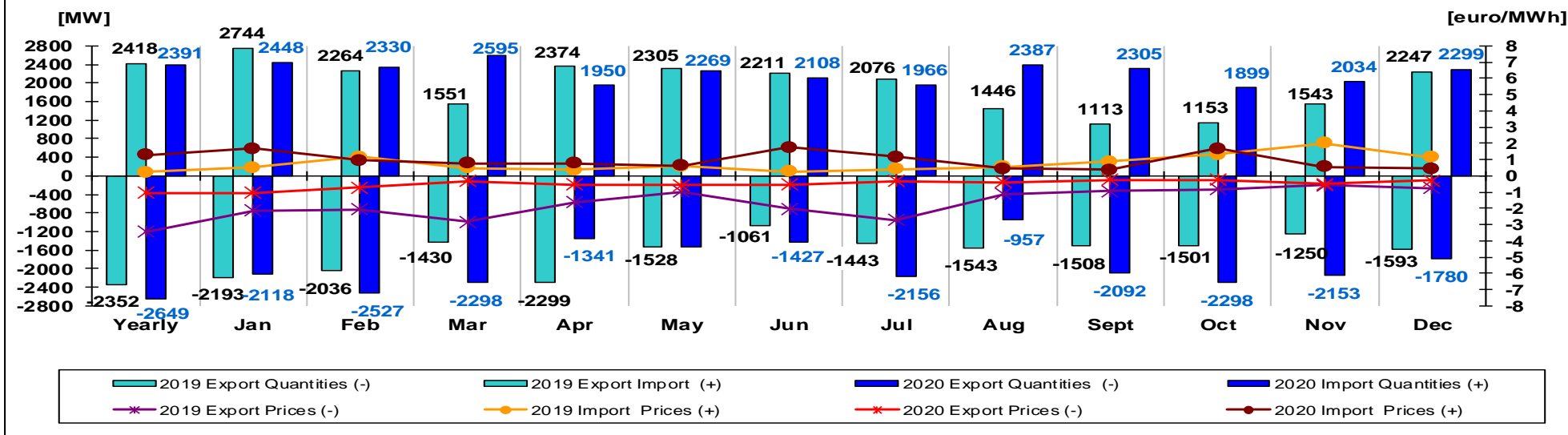
Public

Market for Allocation of Cross-Border Capacities



Transelectrica®
Societate Administrată în Sistem Dualist

Weighted average of requested capacities correlated with auction clearing price (weighted with allocated capacities) on Hungarian border



Border	Yearly	Jan. 20	Feb.20	Mar.20	Apr.20	May 20	Jun. 20	Jul. 20	Aug. 20	Sept. 20	Oct. 20	Nov.20	Dec. 20
Hungary export	1.03	1.05	0.72	0.33	0.54	0.58	0.53	0.33	0.40	0.25	0.25	0.49	0.29
Hungary import	1.28	1.67	0.96	0.78	0.77	0.64	1.77	1.18	0.43	0.38	1.67	0.55	0.44

Border	Yearly	Jan. 19	Feb.19	Mar.19	Apr.19	May 19	Jun. 19	Jul. 19	Aug. 19	Sept. 19	Oct. 19	Nov.19	Dec. 19
Hungary export	3.46	2.14	2.07	2.81	1.61	0.96	2.02	2.71	1.13	0.94	0.81	0.57	0.75
Hungary import	0.24	0.51	1.19	0.49	0.37	0.59	0.27	0.42	0.56	0.87	1.31	2.00	1.13

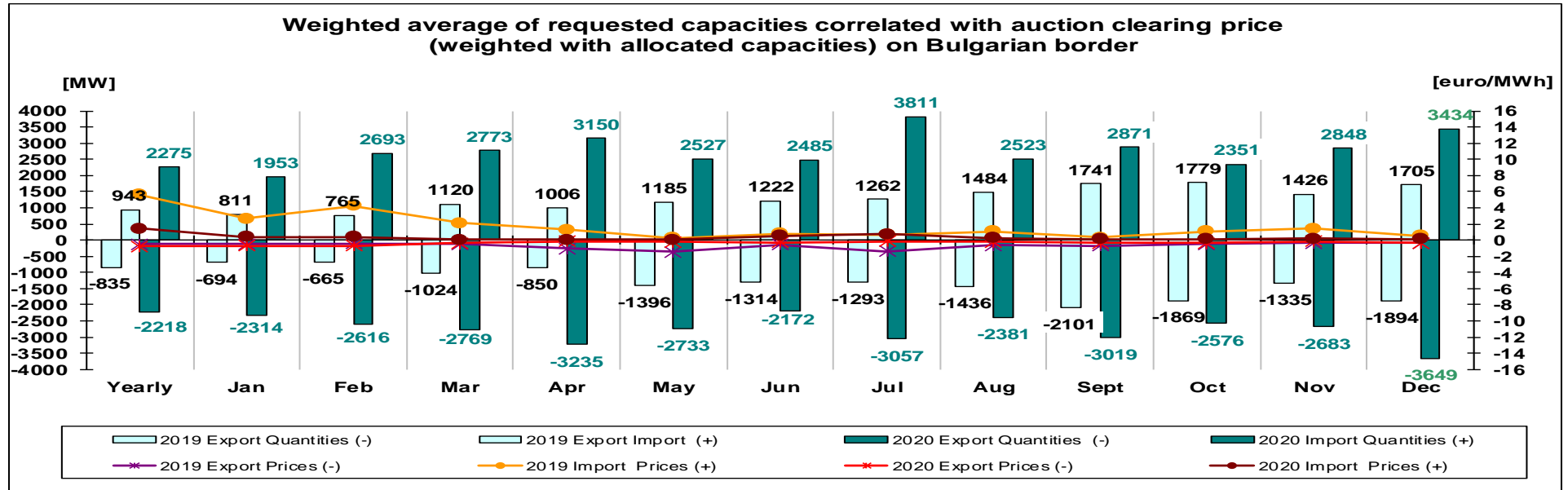
- Compared with previous year, in December 2020 the auction price decreased on export direction, while offered capacity and requested capacity were higher. On import direction, monthly auction price decreased compared with similar period of previous year, while offered capacity was lower and requested capacity was higher.

Market for Allocation of Cross-Border Capacities



Transelectrica®

Societate Administrată în Sistem Dualist



Border	Yearly	Jan. 20	Feb.20	Mar.20	Apr.20	May 20	Jun. 20	Jul. 20	Aug. 20	Sept. 20	Oct. 20	Nov.20	Dec. 20
Bulgaria export	0.77	0.71	0.68	0.35	0.18	0.19	0.25	0.14	0.20	0.33	0.38	0.18	0.32
Bulgaria import	1.43	0.41	0.40	0.09	0.07	0.09	0.51	0.73	0.24	0.14	0.12	0.21	0.14

Border	Yearly	Jan. 19	Feb.19	Mar.19	Apr.19	May 19	Jun. 19	Jul. 19	Aug. 19	Sept. 19	Oct. 19	Nov.19	Dec. 19
Bulgaria export	0.51	0.47	0.44	0.46	1.03	1.45	0.58	1.36	0.61	0.71	0.51	0.37	0.35
Bulgaria import	5.60	2.67	4.24	2.09	1.27	0.27	0.82	0.68	1.11	0.31	1.11	1.42	0.51

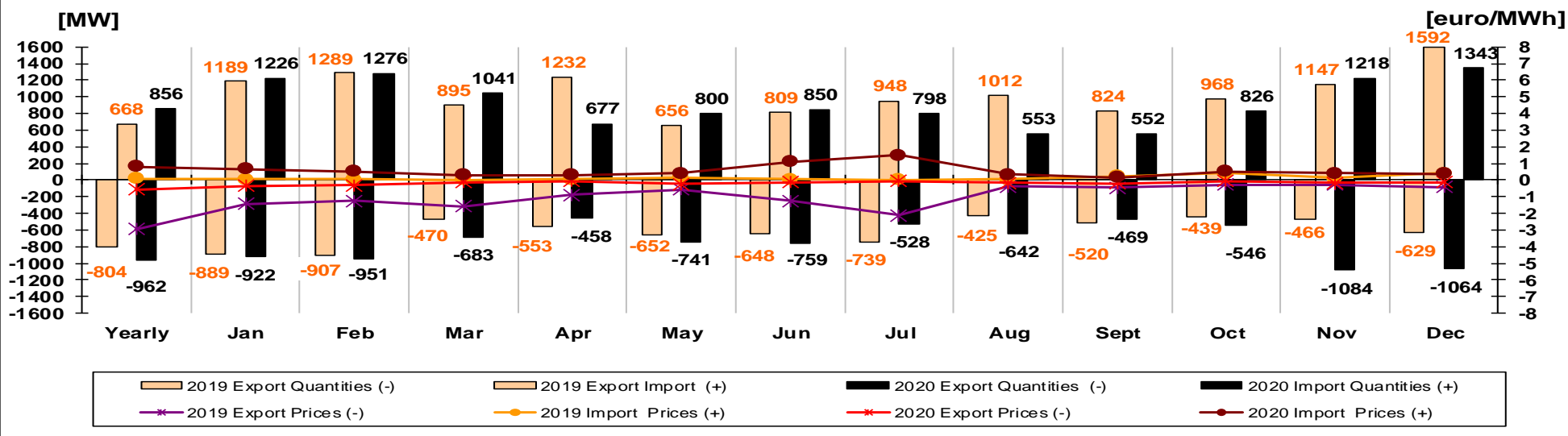
- Compared with previous year, in December 2020 the auction price maintained at approximately the same value on export direction, while offered capacity and requested capacity were higher. On import direction, monthly auction price decreased compared with similar period of previous year, while offered capacity and requested capacity were higher.

Market for Allocation of Cross-Border Capacities



Transelectrica®
Societate Administrată în Sistem Dualist

Weighted average of requested capacities correlated with auction clearing price (weighted with allocated capacities) on Serbian border



Border	Yearly	Jan. 20	Feb.20	Mar.20	Apr.20	May 20	Jun. 20	Jul. 20	Aug. 20	Sept. 20	Oct. 20	Nov.20	Dec. 20
Serbia export	0.56	0.36	0.32	0.13	0.07	0.24	0.12	0.05	0.16	0.22	0.07	0.16	0.13
Serbia import	0.82	0.66	0.52	0.29	0.32	0.43	1.08	1.50	0.35	0.17	0.51	0.41	0.37

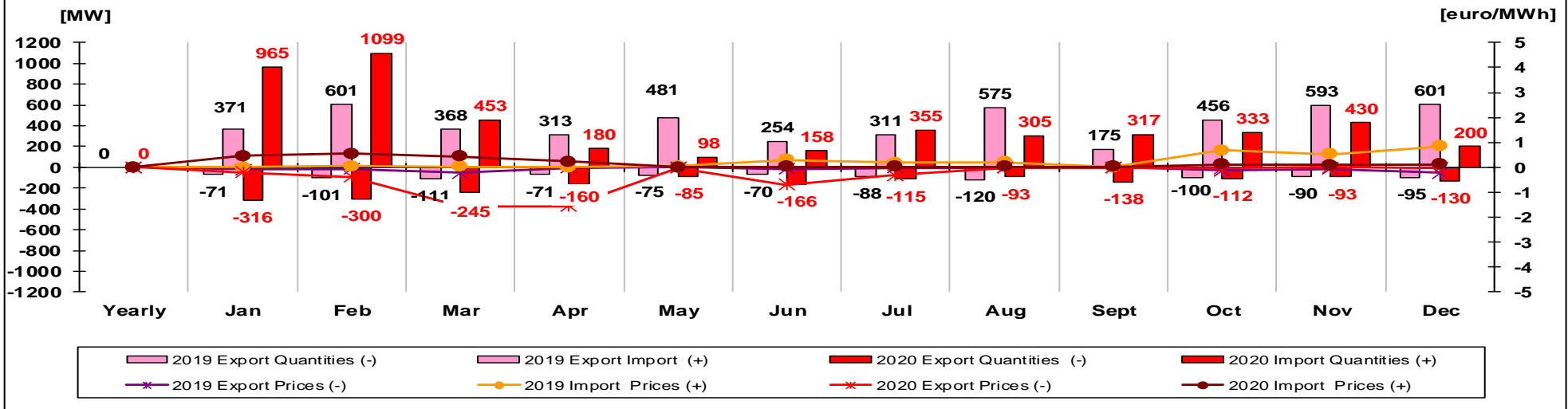
Border	Yearly	Jan. 19	Feb.19	Mar.19	Apr.19	May 19	Jun. 19	Jul. 19	Aug. 19	Sept. 19	Oct. 19	Nov.19	Dec. 19
Serbia export	2.97	1.42	1.27	1.58	0.88	0.55	1.24	2.13	0.38	0.45	0.28	0.29	0.43
Serbia import	0.07	0.03	0.03	0.01	0.03	0.16	0.04	0.03	0.06	0.21	0.39	0.13	0.41

- Compared with previous year, in December 2020 the auction price decreased on export direction, while offered capacity and requested capacity were higher. On import direction monthly auction price slightly decreased, while offered capacity and requested capacity were lower.

Market for Allocation of Cross-Border Capacities



Weighted average of requested capacities correlated with auction clearing price (weighted with allocated capacities) on Ukrainian border



Border	Yearly	Jan. 20	Feb.20	Mar.20	Apr.20	May 20	Jun. 20	Jul. 20	Aug. 20	Sept. 20	Oct. 20	Nov.20	Dec. 20
Ukraine export	-	0.20	0.37	1.55	1.55	0.02	0.69	0.32	0.01	0.02	0.04	0.00	0.02
Ukraine import	-	0.45	0.55	0.44	0.23	0.02	0.03	0.02	0.02	0.02	0.12	0.09	0.11

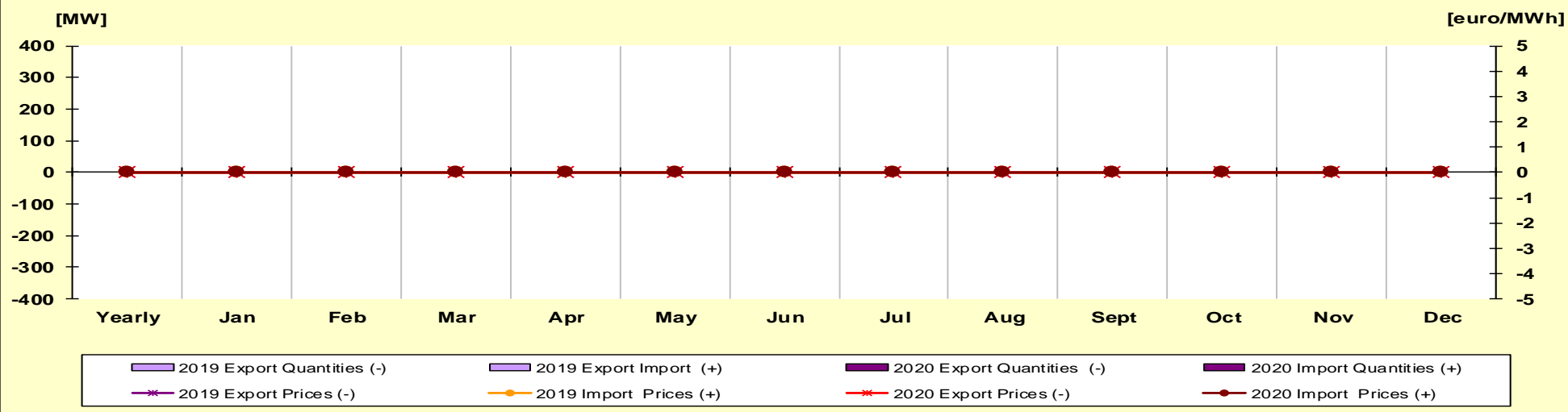
Border	Yearly	Jan. 19	Feb.19	Mar.19	Apr.19	May 19	Jun. 19	Jul. 19	Aug. 19	Sept. 19	Oct. 19	Nov.19	Dec. 19
Ukraine export	-	0.08	0.07	0.22	0.01	0.00	0.07	0.02	0.01	-	0.13	0.07	0.21
Ukraine import	-	0.00	0.04	0.02	0.00	0.06	0.29	0.18	0.21	0.01	0.68	0.53	0.85

- Compared with previous year, in December 2020 the auction price decreased on import direction, while offered capacity and requested capacity were lower. On export direction monthly auction price was close to zero, while offered capacity and requested capacity were higher than in December 2019.

Market for Allocation of Cross-Border Capacities



**Weighted average of requested capacities correlated with auction clearing price
(weighted with allocated capacities) on Moldavian border**



Border	Yearly	Jan. 20	Feb.20	Mar.20	Apr.20	May 20	Jun. 20	Jul. 20	Aug. 20	Sept. 20	Oct. 20	Nov.20	Dec. 20
Moldavia export	-	-	-	-	-	-	-	-	-	-	-	-	-
Moldavia import	-	-	-	-	-	-	-	-	-	-	-	-	-

Border	Yearly	Jan. 19	Feb.19	Mar.19	Apr.19	May 19	Jun. 19	Jul. 19	Aug. 19	Sept. 19	Oct. 19	Nov.19	Dec. 19
Moldavia export	-	-	-	-	-	-	-	-	-	-	-	-	-
Moldavia import	-	-	-	-	-	-	-	-	-	-	-	-	-

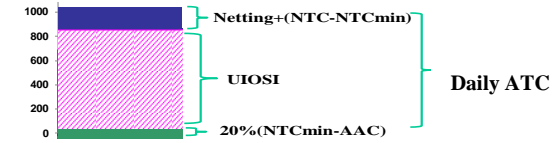


Transelectrica®
Societate Administrată în Sistem Dualist

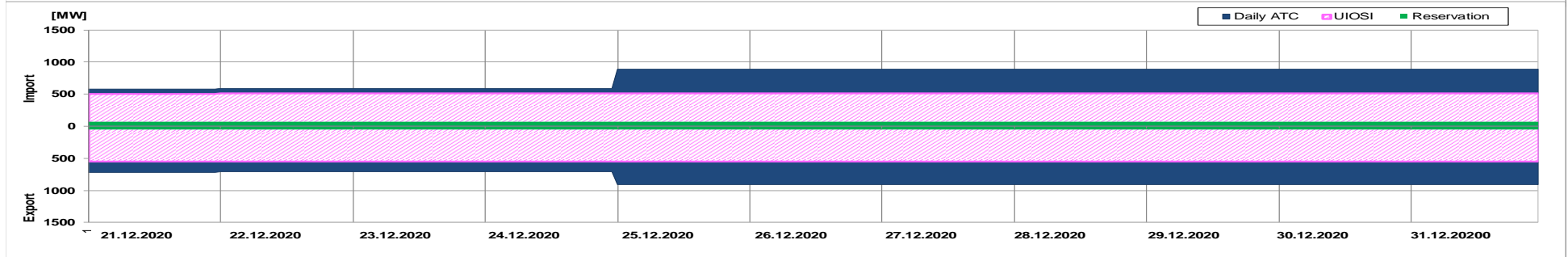
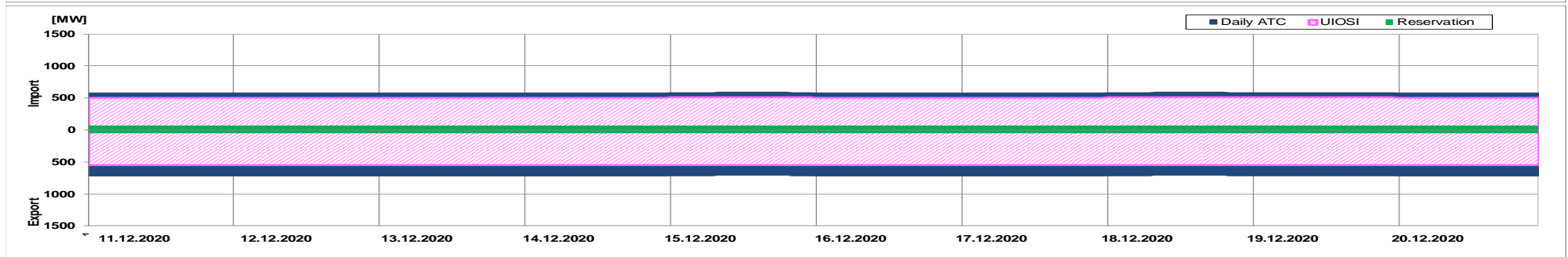
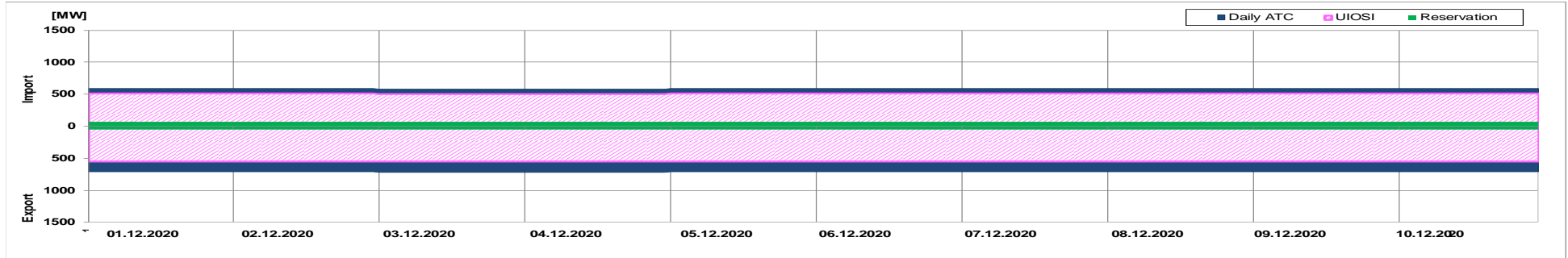
Market for Allocation of Cross-Border Capacities

Daily implicit Auctions on Romanian – Hungarian border

Reserved Capacity [MW] average value		Unused Capacity [MW] average value	
RO-HU	HU-RO	RO-HU	HU-RO
51	70	549	516



Hungary December 2020

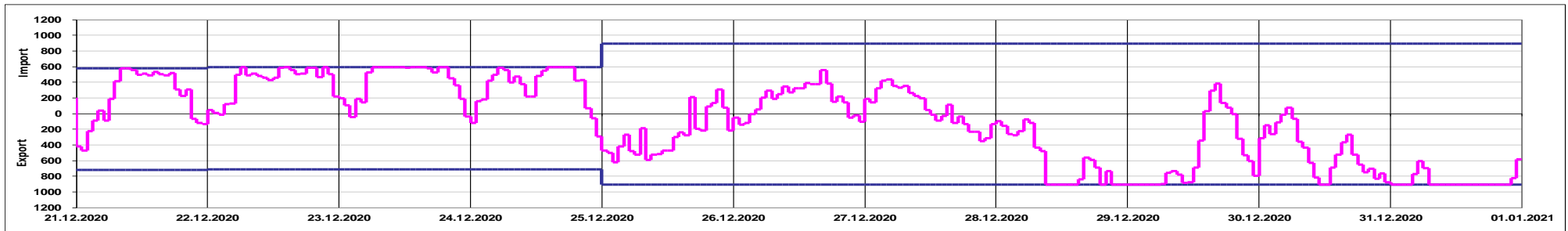
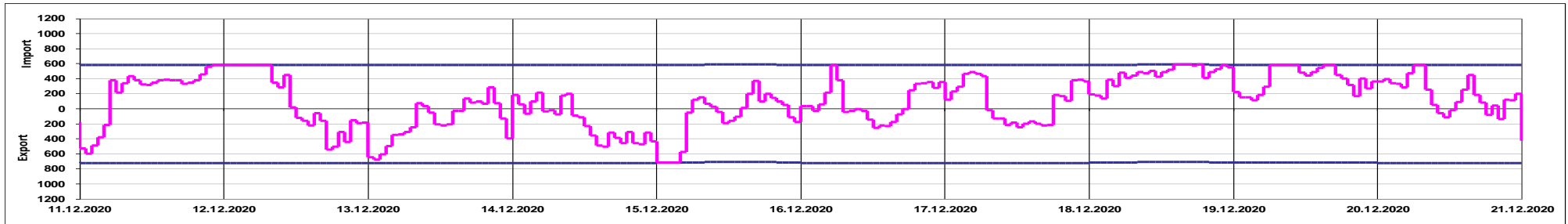
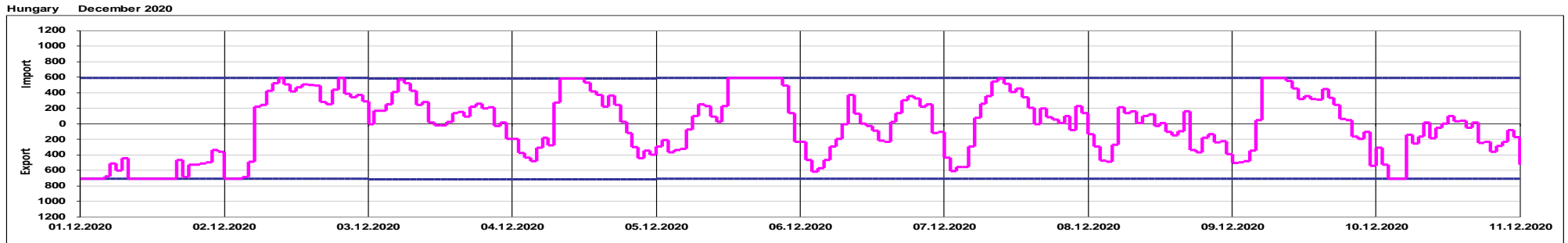




Transelectrica®
Societate Administrată în Sistem Dualist

Market for Allocation of Cross-Border Capacities

Daily implicit Auctions on Romanian – Hungarian border



Offered Capacity on Daily Auction [MW]

Net Position Border RO - HU [MWh]

Public



Transelectrica®
Societate Administrată în Sistem Dualist

Market for Allocation of Cross-Border Capacities

Daily implicit Auctions on Romanian – Hungarian border

DAM Prices RO [Euro/MWh]

Day	1	2	3	4	5	6	7	8	9	10	11	12	13	14	15	16	17	18	19	20	21	22	23	24	Max
1	29.34	22.00	22.00	29.34	33.78	37.85	52.70	64.24	69.99	50.89	34.68	54.99	58.70	60.94	69.56	69.56	81.98	86.50	80.18	73.65	66.00	55.04	52.64	47.17	86.50
2	44.92	42.88	40.43	42.50	43.97	48.90	59.94	87.07	97.92	91.32	84.94	83.63	84.48	84.99	87.96	99.93	119.22	114.98	102.60	93.36	68.82	58.00	53.93	47.43	119.22
3	48.63	44.10	42.32	40.24	42.91	54.78	71.61	112.86	123.11	112.86	109.06	105.89	110.00	106.90	105.05	118.91	123.32	107.42	99.03	90.92	70.73	55.95	53.36	45.83	123.32
4	47.93	44.80	41.16	40.03	41.61	49.01	67.83	75.00	78.00	85.50	84.99	80.30	75.00	75.00	75.00	75.00	81.03	75.43	71.36	66.02	59.98	53.32	49.91	43.96	85.50
5	44.90	41.06	40.51	39.00	38.81	40.89	43.01	47.71	50.90	52.09	52.09	52.77	55.33	53.70	53.10	56.06	65.45	67.51	67.51	65.45	59.02	47.95	48.00	41.96	67.51
6	39.12	36.50	34.98	34.14	34.11	34.30	34.68	37.20	39.99	44.88	47.72	49.66	48.93	46.50	45.52	47.10	53.00	59.08	59.33	58.03	52.33	46.51	43.93	37.51	59.33
7	36.47	33.39	31.00	29.50	30.70	37.99	52.01	65.36	65.37	67.01	65.88	67.52	66.09	65.47	66.02	70.00	100.96	81.07	76.09	70.19	62.39	53.69	55.22	50.16	100.96
8	43.07	40.99	39.54	37.86	38.75	44.79	54.99	71.79	90.07	89.67	82.03	80.67	78.22	77.05	79.10	82.00	88.91	102.62	95.50	77.46	66.00	56.83	52.14	46.48	102.62
9	44.80	44.50	42.51	40.69	41.00	45.72	82.07	102.60	102.60	106.41	108.34	110.08	113.70	111.43	108.38	110.00	112.67	120.10	108.85	92.44	73.79	59.03	52.93	44.85	120.10
10	43.40	41.00	36.20	34.68	34.88	42.51	54.90	78.33	98.64	104.94	100.78	102.11	101.00	100.55	98.45	101.73	102.29	108.97	100.76	86.45	67.63	55.22	50.72	45.66	108.97
11	41.92	39.01	37.54	35.95	36.53	41.88	60.00	67.97	88.13	96.30	80.27	74.98	74.98	73.48	76.21	87.30	98.60	88.00	78.06	73.42	62.00	55.46	58.96	47.00	98.60
12	48.22	43.01	40.66	40.66	43.01	47.68	53.60	63.01	68.84	66.45	62.55	57.09	55.73	54.01	52.83	54.17	59.12	61.17	60.40	56.54	52.39	48.37	46.67	41.68	68.84
13	41.21	37.74	36.56	35.01	34.71	34.91	36.10	39.54	42.92	46.40	48.61	50.16	48.76	46.73	44.78	45.80	54.91	60.99	56.45	51.96	46.11	41.39	39.76	35.60	60.99
14	30.50	27.05	24.99	22.00	22.54	32.94	45.80	58.75	62.80	63.98	61.40	61.13	61.90	60.94	60.30	60.63	63.10	63.37	61.41	58.06	55.04	45.49	43.61	36.70	63.98
15	34.71	33.91	32.41	33.93	35.00	39.87	51.50	67.57	74.58	72.45	70.03	69.30	66.46	67.93	71.12	75.61	85.01	88.93	80.09	78.06	71.67	59.18	57.00	47.03	88.93
16	44.01	42.16	41.00	39.68	40.60	46.99	70.41	123.92	129.28	123.33	123.13	123.13	124.04	123.73	125.18	130.92	133.39	129.28	123.13	119.47	90.29	70.11	63.18	48.15	133.39
17	52.05	45.27	41.83	40.97	45.08	62.08	101.33	144.39	148.09	144.39	144.39	143.98	143.93	141.72	141.72	144.39	150.02	149.53	133.51	118.03	76.37	59.56	58.97	51.42	150.02
18	52.67	51.09	50.08	46.88	47.49	52.00	61.23	80.73	97.41	95.62	88.09	88.57	88.74	79.00	81.12	86.24	103.73	92.96	84.16	77.43	63.41	58.40	60.70	50.02	103.73
19	50.90	44.05	39.72	35.38	35.78	40.67	44.77	53.66	59.44	65.51	65.28	65.38	65.08	61.48	63.74	71.67	81.80	67.56	61.98	60.87	58.36	50.95	47.01	43.17	81.80
20	49.60	45.55	42.50	34.72	36.37	38.37	45.27	47.04	45.69	52.05	53.00	55.01	52.04	48.32	47.70	48.94	59.58	58.62	59.09	55.71	53.58	51.05	50.29	45.22	59.58
21	38.51	34.72	31.89	29.27	31.27	40.86	53.09	71.70	89.69	99.69	92.97	94.00	102.51	94.81	95.12	95.12	113.69	97.99	76.95	75.50	67.59	53.96	50.95	44.92	113.69
22	45.11	39.61	35.37	34.08	35.55	45.05	59.42	72.00	94.24	95.09	94.95	105.40	115.05	100.06	105.96	119.79	137.61	115.04	88.18	75.04	73.62	63.59	57.92	46.61	137.61
23	43.08	38.89	35.17	34.14	35.98	45.93	69.66	97.90	123.30	102.20	65.55	59.36	58.96	57.49	58.51	69.87	83.43	71.72	61.65	58.50	51.44	47.09	45.39	39.35	123.30
24	34.90	31.00	21.49	18.36	20.23	30.27	39.41	45.19	46.59	47.07	45.74	45.60	47.51	45.77	47.07	46.90	53.24	51.18	45.32	43.32	38.92	38.97	35.34	29.69	53.24
25	28.25	23.61	20.53	18.68	18.68	20.86	23.20	26.30	29.73	33.53	35.47	36.20	36.41	34.64	33.25	33.97	38.62	43.38	43.38	46.85	46.68	44.99	42.99	35.36	46.85
26	33.94	29.00	25.46	18.13	17.39	19.64	23.59	28.65	36.04	36.23	36.04	37.42	36.73	29.92	29.37	36.59	45.05	44.97	45.08	48.96	45.06	40.10	33.99	28.53	48.96
27	20.53	16.44	13.65	8.42	8.27	10.20	12.96	20.71	31.07	39.98	43.04	42.90	44.52	43.12	42.93	37.01	44.95	44.06	43.73	44.95	41.19	40.23	34.15	22.72	44.95
28	13.52	8.00	3.05	3.07	8.21	14.21	29.60	38.22	43.72	45.63	40.44	41.94	47.00	47.00	47.00	50.27	52.03	55.45	53.56	51.51	48.51	42.90	40.00	33.80	55.45
29	28.53	20.97	19.54	15.48	20.20	30.79	38.31	47.11	50.50	50.10	50.29	49.50	49.55	48.76	48.27	50.81	53.10	53.61	52.04	50.11	46.44	42.00	39.93	31.82	53.61
30	32.30	29.70	28.79	27.75	28.00	31.79	37.70	44.06	48.75	50.13	49.18	45.24	49.04	49.07	49.50	52.00	55.34	56.89	55.10	52.76	49.06	45.25	42.27	35.30	56.89
31	34.67	30.93	27.50	28.99	30.04	33.03	34.58	39.92	45.54	48.13	46.98	44.93	44.93	44.93	46.98	49.67	54.98	55.93	52.80	51.08	48.25	48.31	47.72	45.36	55.93

Average **58.37 EUR/MWh**

December 2020



Transelectrica®
Societate Administrată în Sistem Dualist

Market for Allocation of Cross-Border Capacities

Daily implicit Auctions on Romanian – Hungarian border

Congestion Prices [Euro/MWh]

Day	1	2	3	4	5	6	7	8	9	10	11	12	13	14	15	16	17	18	19	20	21	22	23	24	Max	
1	7.50	12.69	12.39	4.44	-	-	-	-	2.09	21.18	37.31	17.01	12.87	11.05	0.79	6.94	-	-	-	-	-	-	-	-	-	37.31
2	2.96	2.82	3.69	-	-	-	-	-	-	1.01	-	-	-	-	-	-	-	-	-	1.26	-	-	-	-	-	3.69
3	-	-	-	-	-	-	-	-	-	-	-	-	-	-	-	-	-	-	-	-	-	-	-	-	-	0.00
4	-	-	-	-	-	-	-	-	0.07	3.66	9.99	5.30	-	-	-	-	-	-	-	-	-	-	-	-	-	9.99
5	-	-	-	-	-	-	-	-	-	-	-	-	2.79	2.29	2.09	1.03	5.51	1.46	3.84	1.51	1.90	-	-	-	-	5.51
6	-	-	-	-	-	-	-	-	-	-	-	-	-	-	-	-	-	-	-	-	-	-	-	-	-	0.00
7	-	-	-	-	-	-	-	-	-	-	-	-	-	-	-	-	-	-	-	-	-	-	-	-	-	0.00
8	-	-	-	-	-	-	-	-	-	-	-	-	-	-	-	-	-	-	-	-	-	-	-	-	-	0.00
9	-	-	-	-	-	0.92	23.88	19.33	0.35	-	-	-	-	-	-	-	-	-	-	-	-	-	-	-	-	23.88
10	-	-	2.22	1.39	1.61	-	-	-	-	-	-	-	-	-	-	-	-	-	-	-	-	-	-	-	-	2.22
11	-	-	-	-	-	-	-	-	-	-	-	-	-	-	-	-	-	-	-	-	-	-	-	5.01	3.96	5.01
12	10.34	8.39	6.82	7.72	9.89	12.24	13.54	2.08	-	-	-	-	-	-	-	-	-	-	-	-	-	-	-	-	-	13.54
13	-	-	-	-	-	-	-	-	-	-	-	-	-	-	-	-	-	-	-	-	-	-	-	-	-	0.00
14	-	-	-	-	-	-	-	-	-	-	-	-	-	-	-	-	-	-	-	-	-	-	-	-	-	0.00
15	3.96	3.15	3.43	0.22	-	-	-	-	-	-	-	-	-	-	-	-	-	-	-	-	-	-	-	-	-	3.96
16	-	-	-	-	-	0.20	-	-	-	-	-	-	-	-	-	-	-	-	-	-	-	-	-	-	-	0.20
17	-	-	-	-	-	-	-	-	-	-	-	-	-	-	-	-	-	-	-	-	-	-	-	-	-	0.00
18	-	-	-	-	-	-	-	-	-	-	-	-	-	-	0.62	0.51	7.68	-	2.18	-	-	-	-	4.02	-	7.68
19	-	-	-	-	-	-	0.82	2.62	3.27	1.49	1.23	-	-	-	-	3.74	1.79	-	-	-	-	-	-	-	-	3.74
20	-	-	-	-	-	-	1.27	1.98	-	-	-	-	-	-	-	-	-	-	-	-	-	-	-	-	-	1.98
21	-	-	-	-	-	-	-	-	4.23	13.50	-	-	-	-	-	-	-	-	-	-	-	-	-	-	-	13.50
22	-	-	-	-	-	-	5.95	-	-	-	-	-	-	-	16.46	-	-	-	-	-	-	-	3.31	-	-	16.46
23	-	-	-	-	-	-	18.50	41.51	62.26	43.30	7.12	0.56	-	0.13	0.58	11.62	-	-	1.36	0.59	-	-	-	-	-	62.26
24	-	-	-	-	-	-	-	-	-	-	-	-	-	-	2.00	1.87	5.24	3.21	0.30	-	-	-	-	-	-	5.24
25	-	-	-	-	-	-	-	-	-	-	-	-	-	-	-	-	-	-	-	-	-	-	-	-	-	0.00
26	-	-	-	-	-	-	-	-	-	-	-	-	-	-	-	-	-	-	-	-	-	-	-	-	-	0.00
27	-	-	-	-	-	-	-	-	-	-	-	-	-	-	-	-	-	-	-	-	-	-	-	-	-	0.00
28	-	-	-	-	-	-	-	-	-	0.47	7.96	6.54	1.75	1.52	2.13	-	-	-	-	0.45	-	2.60	2.11	2.18	-	7.96
29	7.07	11.91	10.30	6.96	6.95	1.73	-	-	-	-	-	-	-	-	-	-	-	-	-	-	-	-	-	-	-	11.91
30	-	-	-	-	-	-	-	-	-	-	-	4.09	0.69	-	-	-	-	-	-	-	-	-	-	-	-	4.09
31	2.54	3.02	4.67	0.93	-	-	-	0.18	0.06	0.93	2.47	5.39	6.17	5.84	4.25	3.53	0.60	2.09	2.60	1.86	2.21	-	-	-	-	6.17

Average 6.05 EUR/MWh

December 2020

Public

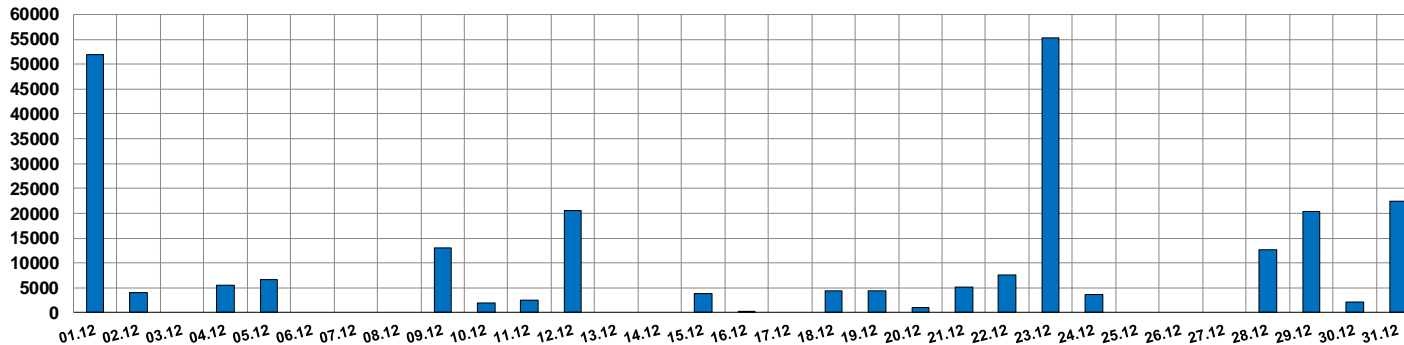


Transelectrica®
Societate Administrată în Sistem Dualist

Market for Allocation of Cross-Border Capacities

Daily implicit Auctions on Romanian – Hungarian border

Congestion Income RO



Day	Congestion Income border RO-HU [Euro]	Congestion Income RO [Euro]
01.12	103845	51922
02.12	8063	4032
03.12	0	0
04.12	11032	5516
05.12	13228	6614
06.12	0	0
07.12	0	0
08.12	0	0
09.12	26243	13122
10.12	3706	1853
11.12	5203	2601
12.12	41192	20596
13.12	0	0
14.12	0	0
15.12	7715	3857
16.12	116	58
17.12	0	0
18.12	8861	4430
19.12	8722	4361
20.12	1885	943
21.12	10283	5142
22.12	15175	7587
23.12	110643	55321
24.12	7446	3723
25.12	0	0
26.12	0	0
27.12	0	0
28.12	25216	12608
29.12	40877	20439
30.12	4350	2175
31.12	44899	22450
Total	498698	249349

Daily Income [Euro]		Remuneration UIOSI [Euro]	
RO-HU	HU-RO	RO-HU	HU-RO
237332	261366	163855	230169
498698		394024	

TSO Income (Z-R) [Euro]	RO TSO Income (Z-R) [Euro]
104674	52337

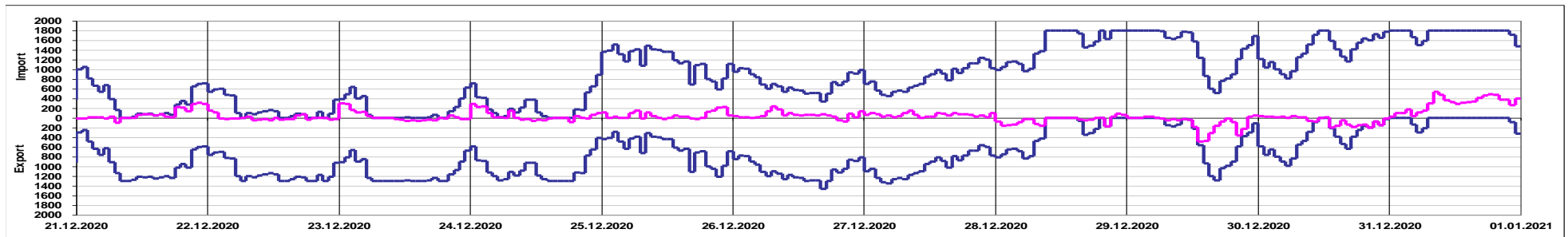
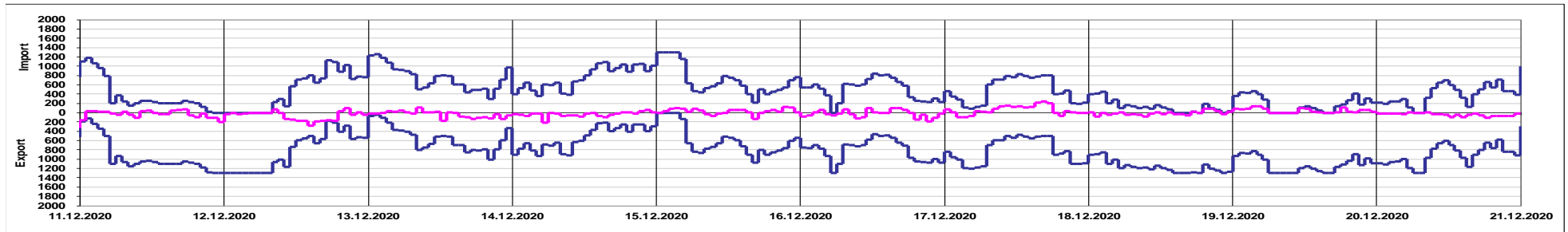
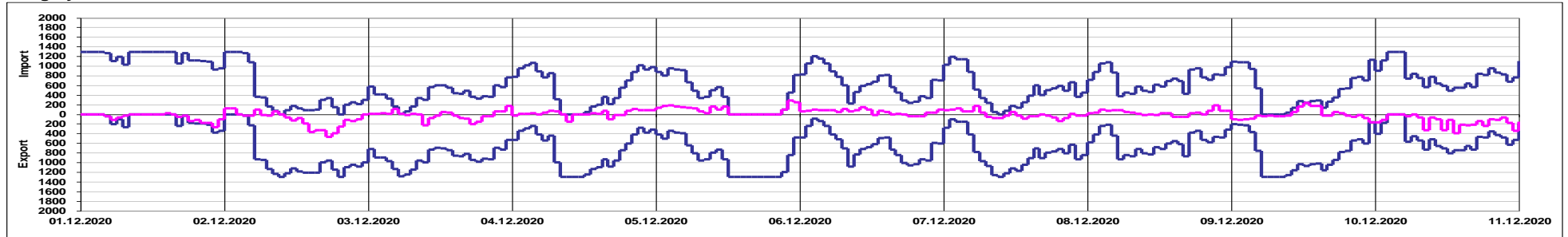


Transelectrica®
Societate Administrată în Sistem Dualist

Market for Allocation of Cross-Border Capacities

Implicit Intraday Auctions on Romanian – Hungarian border

Hungary December 2020



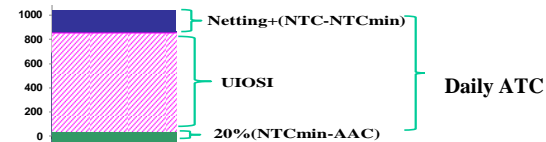
Offered Capacity on Intraday Auction [MW]

Net Position border RO - HU [MWh]

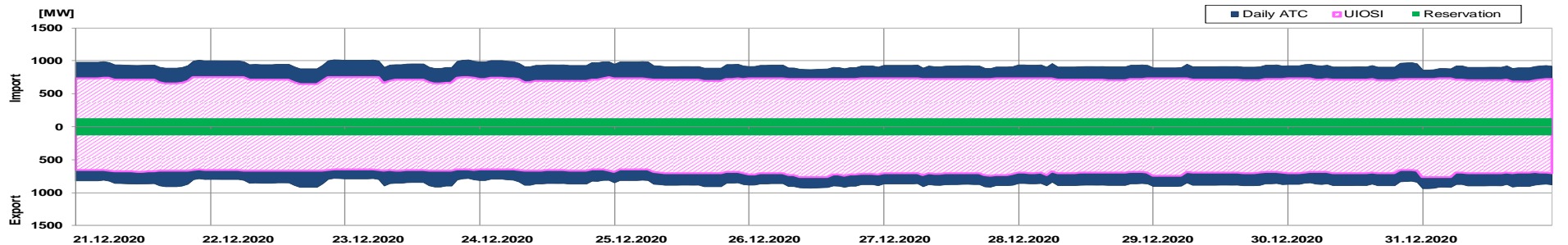
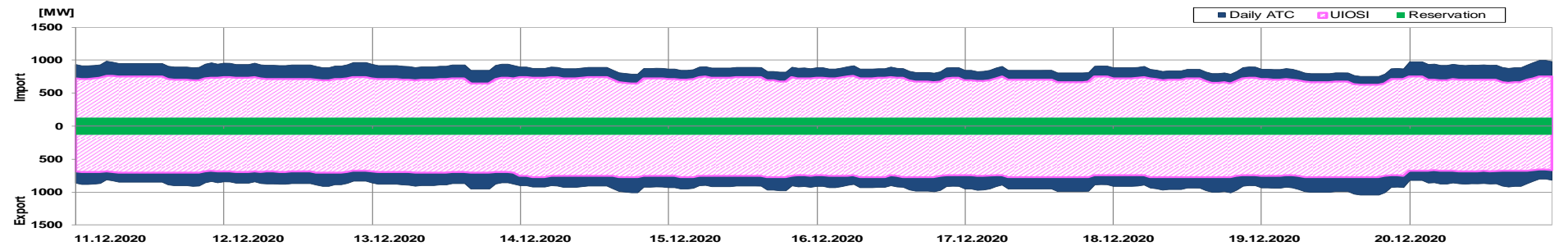
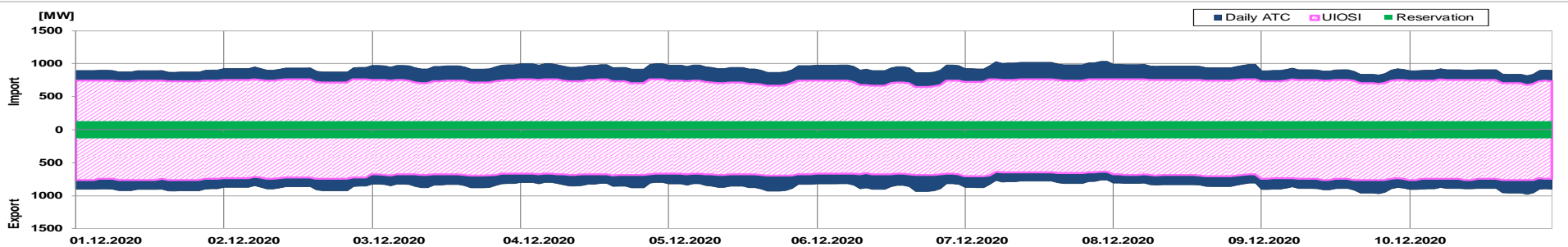
Public

Daily Auctions on Romanian – Bulgarian border

Reserved Capacity [MW] average value		Unused Capacity [MW] average value	
RO-BG	BG-RO	RO-BG	BG-RO
131	130	703	720



Bulgaria December 2020



Market for Allocation of Cross-Border Capacities

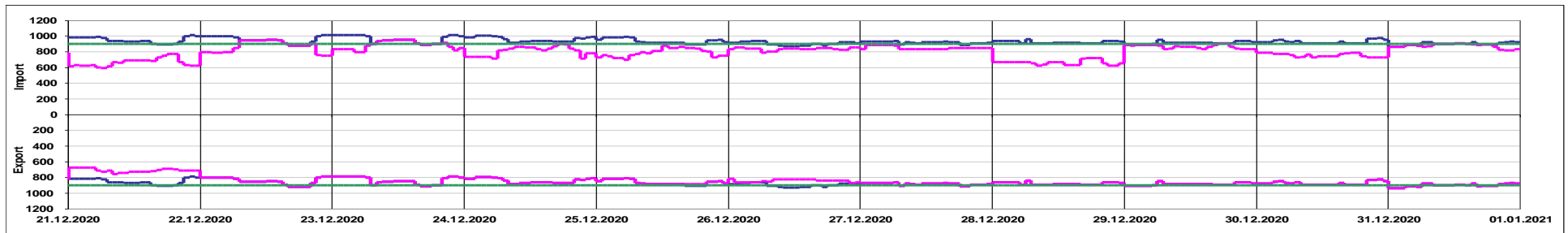
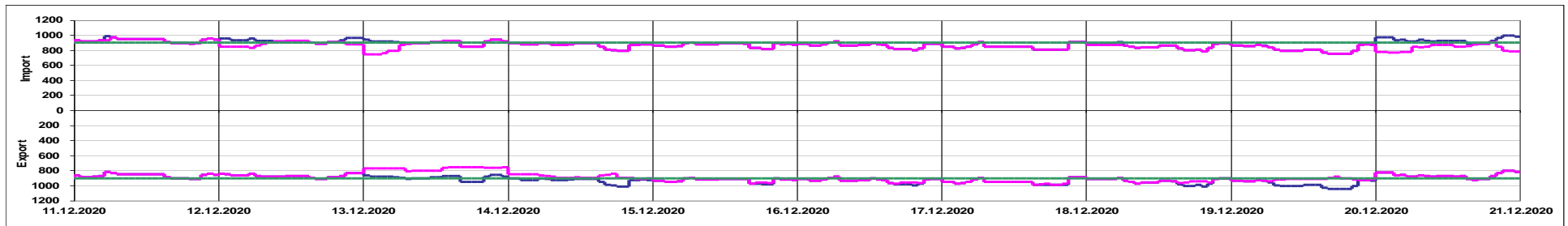
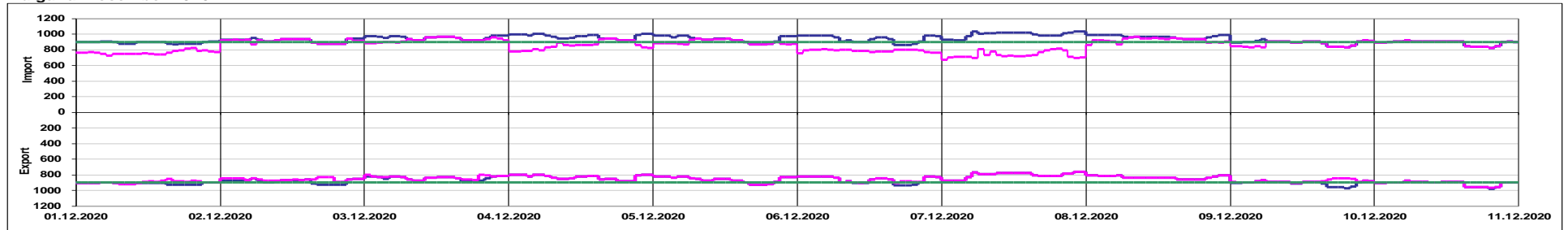
Daily Auctions on Romanian – Bulgarian border



Transelectrica®

Societate Administrată în Sistem Dualist

Bulgaria December 2020



Offered Capacity on Daily Auction Import (+) / Export (-) [MW]

Allocated Capacity on Daily Auction Import (+) / Export (-) [MW]

Net Transfer Capacity (NTC) Import (+) / Export (-) [MW]

Public

Market for Allocation of Cross-Border Capacities

Daily Auctions on Romanian – Bulgarian border



Transelectrica®

Societate Administrată în Sistem Dualist

Auction Price [Euro/MWh] – Export

Day	1	2	3	4	5	6	7	8	9	10	11	12	13	14	15	16	17	18	19	20	21	22	23	24	Max
1	0.05	0.05	0.05	0.01	0.05	0.01	0.01	0.01	0.01	0.01	0.01	0.00	0.00	0.00	0.00	0.00	0.00	0.00	0.00	0.00	0.00	0.05	0.11	0.11	0.11
2	0.00	0.00	0.00	0.00	0.00	0.01	0.00	0.00	0.00	0.00	0.01	0.01	0.00	0.01	0.01	0.00	0.00	0.00	0.00	0.00	0.00	0.01	0.01	0.01	0.01
3	0.00	0.01	0.01	0.00	0.01	0.01	0.01	0.00	0.04	0.01	0.04	0.04	0.04	0.05	0.05	0.01	0.00	0.00	0.00	0.00	0.00	0.01	0.01	0.01	0.05
4	0.05	0.06	0.06	0.05	0.06	0.05	0.05	0.05	0.04	0.04	0.05	0.05	0.05	0.05	0.04	0.02	0.01	0.01	0.01	0.01	0.01	0.06	0.06	0.06	0.06
5	0.36	0.36	0.36	0.35	0.35	0.35	0.36	0.16	0.16	0.16	0.16	0.16	0.18	0.16	0.16	0.16	0.06	0.05	0.05	0.06	0.16	0.38	0.38	0.42	0.42
6	0.05	0.05	0.05	0.05	0.05	0.05	0.05	0.01	0.01	0.00	0.00	0.00	0.01	0.01	0.01	0.01	0.00	0.00	0.00	0.00	0.00	0.05	0.05	0.06	0.06
7	0.05	0.05	0.05	0.05	0.06	0.10	0.05	0.05	0.06	0.05	0.06	0.06	0.06	0.05	0.05	0.05	0.05	0.05	0.05	0.05	0.05	0.06	0.10	0.10	0.10
8	0.06	0.06	0.05	0.05	0.05	0.05	0.05	0.05	0.05	0.05	0.05	0.05	0.05	0.05	0.05	0.01	0.01	0.01	0.01	0.01	0.05	0.06	0.10	0.12	0.12
9	0.00	0.00	0.00	0.00	0.01	0.01	0.00	0.01	0.01	0.01	0.00	0.00	0.01	0.01	0.01	0.00	0.00	0.00	0.00	0.00	0.00	0.00	0.01	0.01	0.01
10	0.10	0.10	0.10	0.10	0.10	0.11	0.05	0.08	0.06	0.08	0.11	0.11	0.11	0.20	0.11	0.01	0.01	0.01	0.01	0.01	0.00	0.05	0.20	0.20	0.20
11	0.07	0.05	0.05	0.05	0.08	0.33	0.15	0.12	0.08	0.08	0.08	0.08	0.08	0.08	0.05	0.04	0.03	0.03	0.03	0.03	0.05	0.05	0.05	0.05	0.33
12	0.33	0.33	0.33	0.33	0.33	0.34	0.33	0.36	0.36	0.36	0.36	0.33	0.33	0.33	0.36	0.36	0.36	0.36	0.36	0.36	0.36	0.51	0.36	0.36	0.51
13	0.00	0.00	0.00	0.00	0.00	0.00	0.00	0.00	0.00	0.00	0.00	0.00	0.00	0.00	0.00	0.00	0.00	0.00	0.00	0.00	0.00	0.00	0.00	0.00	0.00
14	0.00	0.00	0.00	0.00	0.00	0.00	0.00	0.00	0.00	0.00	0.00	0.00	0.00	0.00	0.00	0.00	0.00	0.00	0.00	0.00	0.00	0.00	0.00	0.00	0.00
15	0.05	0.05	0.05	0.05	0.05	0.06	0.06	0.05	0.05	0.05	0.05	0.05	0.05	0.05	0.05	0.02	0.01	0.00	0.00	0.00	0.06	0.05	0.05	0.05	0.06
16	0.06	0.06	0.05	0.05	0.05	0.05	0.11	0.02	0.05	0.05	0.05	0.05	0.06	0.06	0.06	0.01	0.00	0.00	0.00	0.00	0.00	0.06	0.11	0.06	0.11
17	0.02	0.02	0.01	0.02	0.02	0.02	0.02	0.02	0.02	0.02	0.02	0.02	0.02	0.02	0.02	0.00	0.00	0.00	0.02	0.02	0.00	0.05	0.05	0.05	0.05
18	0.05	0.06	0.06	0.06	0.06	0.04	0.01	0.02	0.01	0.02	0.02	0.01	0.02	0.01	0.01	0.00	0.00	0.00	0.00	0.00	0.00	0.04	0.04	0.05	0.06
19	0.03	0.03	0.03	0.03	0.05	0.05	0.00	0.00	0.00	0.00	0.00	0.00	0.00	0.00	0.00	0.00	0.00	0.00	0.00	0.00	0.00	0.00	0.03	0.00	0.05
20	0.20	0.31	0.31	0.27	0.31	0.27	0.20	0.27	0.15	0.15	0.16	0.16	0.16	0.16	0.20	0.15	0.15	0.15	0.15	0.20	0.36	0.36	0.36	0.31	0.36
21	0.00	0.00	0.00	0.00	0.00	0.00	0.00	0.00	0.00	0.00	0.00	0.00	0.00	0.00	0.00	0.00	0.00	0.00	0.00	0.00	0.00	0.00	0.00	0.00	0.00
22	0.14	0.22	0.14	0.14	0.14	0.22	0.22	0.16	0.33	0.22	0.22	0.22	0.22	0.40	0.40	0.22	0.14	0.22	0.22	0.17	0.33	0.50	0.50	0.44	0.50
23	0.51	0.50	0.37	0.37	0.52	0.66	0.53	0.50	0.50	0.50	0.30	0.30	0.30	0.30	0.40	0.33	0.22	0.37	0.37	0.50	0.66	0.66	0.52	0.50	0.66
24	0.13	0.13	0.14	0.14	0.14	0.14	0.13	0.10	0.05	0.05	0.03	0.05	0.05	0.10	0.10	0.14	0.21	0.21	0.21	0.32	0.14	0.14	0.14	0.13	0.32
25	0.05	0.14	0.14	0.14	0.14	0.14	0.05	0.03	0.01	0.01	0.01	0.01	0.00	0.00	0.00	0.00	0.00	0.00	0.00	0.00	0.01	0.03	0.03	0.01	0.14
26	0.00	0.00	0.00	0.00	0.00	0.00	0.00	0.00	0.00	0.00	0.00	0.00	0.00	0.00	0.00	0.00	0.00	0.00	0.00	0.00	0.00	0.00	0.00	0.00	0.00
27	0.48	0.48	0.36	0.36	0.36	0.36	0.38	0.24	0.24	0.24	0.24	0.24	0.24	0.48	0.50	0.38	0.24	0.24	0.20	0.20	0.22	0.36	0.36	0.46	0.50
28	0.55	0.57	0.57	0.57	0.65	0.55	0.65	0.28	0.20	0.20	0.14	0.14	0.14	0.14	0.14	0.14	0.14	0.14	0.09	0.14	0.14	0.20	0.20	0.23	0.65
29	0.22	0.21	0.21	0.22	0.23	0.23	0.17	0.17	0.16	0.16	0.16	0.16	0.12	0.12	0.12	0.12	0.12	0.12	0.09	0.12	0.16	0.16	0.16	0.16	0.23
30	0.19	0.21	0.21	0.28	0.28	0.28	0.14	0.28	0.09	0.17	0.17	0.17	0.17	0.17	0.27	0.35	0.35	0.35	0.34	0.34	0.50	0.43	0.50	0.50	0.50
31	0.05	0.05	0.05	0.09	0.09	0.09	0.12	0.12	0.09	0.09	0.09	0.07	0.07	0.09	0.09	0.09	0.07	0.12	0.14	0.25	0.30	0.35	0.35	0.30	0.35



Transelectrica®
Societate Administrată în Sistem Dualist

Market for Allocation of Cross-Border Capacities

Daily Auctions on Romanian – Bulgarian border

Auction Price [Euro/MWh] – Import

Day	1	2	3	4	5	6	7	8	9	10	11	12	13	14	15	16	17	18	19	20	21	22	23	24	Max	
1	0.00	0.00	0.00	0.00	0.00	0.00	0.00	0.00	0.00	0.00	0.00	0.00	0.00	0.00	0.00	0.00	0.00	0.00	0.00	0.00	0.00	0.00	0.00	0.00	0.00	0.00
2	0.00	0.00	0.00	0.00	0.01	0.00	0.00	0.05	0.05	0.05	0.05	0.04	0.04	0.04	0.04	0.06	0.12	0.12	0.15	0.15	0.12	0.02	0.00	0.00	0.00	0.15
3	0.00	0.00	0.00	0.00	0.00	0.00	0.00	0.03	0.03	0.03	0.03	0.03	0.01	0.01	0.01	0.01	0.03	0.03	0.01	0.01	0.00	0.00	0.00	0.00	0.00	0.03
4	0.00	0.00	0.00	0.00	0.00	0.00	0.00	0.00	0.00	0.00	0.00	0.00	0.00	0.00	0.00	0.00	0.01	0.01	0.01	0.01	0.01	0.00	0.00	0.00	0.00	0.01
5	0.00	0.00	0.00	0.00	0.00	0.00	0.00	0.01	0.01	0.01	0.00	0.00	0.01	0.01	0.01	0.01	0.04	0.04	0.05	0.04	0.00	0.00	0.00	0.00	0.00	0.05
6	0.00	0.00	0.00	0.00	0.00	0.00	0.00	0.00	0.00	0.00	0.00	0.00	0.00	0.00	0.00	0.00	0.00	0.00	0.00	0.00	0.00	0.00	0.00	0.00	0.00	0.00
7	0.00	0.00	0.00	0.00	0.00	0.00	0.00	0.00	0.00	0.00	0.00	0.00	0.00	0.00	0.00	0.00	0.00	0.00	0.00	0.00	0.00	0.00	0.00	0.00	0.00	0.00
8	0.00	0.00	0.00	0.00	0.00	0.00	0.00	0.01	0.01	0.00	0.00	0.00	0.00	0.00	0.00	0.01	0.03	0.03	0.03	0.03	0.00	0.00	0.00	0.00	0.00	0.03
9	0.00	0.00	0.00	0.00	0.00	0.00	0.02	0.03	0.26	0.26	0.35	0.35	0.16	0.35	0.35	0.51	0.55	0.55	0.55	0.65	0.35	0.12	0.09	0.09	0.09	0.65
10	0.03	0.03	0.03	0.02	0.02	0.01	0.03	0.03	0.03	0.04	0.03	0.03	0.03	0.03	0.04	0.12	0.17	0.17	0.17	0.20	0.12	0.03	0.03	0.03	0.03	0.20
11	0.03	0.03	0.03	0.03	0.03	0.00	0.03	0.09	0.09	0.09	0.09	0.09	0.09	0.09	0.09	0.17	0.17	0.17	0.17	0.17	0.09	0.03	0.03	0.03	0.03	0.17
12	0.00	0.00	0.00	0.00	0.00	0.00	0.00	0.00	0.00	0.02	0.03	0.03	0.03	0.03	0.02	0.03	0.05	0.05	0.03	0.03	0.00	0.00	0.00	0.00	0.00	0.05
13	0.00	0.00	0.00	0.00	0.00	0.00	0.00	0.03	0.05	0.03	0.15	0.12	0.12	0.12	0.12	0.12	0.17	0.17	0.17	0.17	0.05	0.03	0.03	0.03	0.03	0.17
14	0.03	0.03	0.03	0.03	0.03	0.03	0.05	0.16	0.16	0.17	0.10	0.05	0.05	0.05	0.05	0.06	0.35	0.35	0.35	0.25	0.03	0.03	0.03	0.03	0.03	0.35
15	0.04	0.04	0.05	0.05	0.04	0.00	0.05	0.13	0.20	0.22	0.25	0.22	0.22	0.22	0.22	0.22	0.25	0.27	0.27	0.25	0.13	0.05	0.05	0.06	0.27	0.27
16	0.03	0.03	0.03	0.04	0.03	0.05	0.15	0.51	0.51	0.51	0.51	0.51	0.51	0.36	0.51	0.51	0.58	0.36	0.36	0.36	0.36	0.33	0.10	0.09	0.04	0.58
17	0.05	0.05	0.05	0.05	0.01	0.01	0.26	0.66	0.75	0.66	0.66	0.46	0.66	0.66	0.66	0.75	1.26	1.71	1.26	0.67	0.36	0.01	0.01	0.01	0.01	1.71
18	0.00	0.00	0.00	0.00	0.00	0.00	0.10	0.31	0.44	0.44	0.44	0.44	0.35	0.35	0.35	0.44	0.62	0.62	0.62	0.62	0.15	0.05	0.02	0.02	0.62	
19	0.01	0.01	0.01	0.01	0.01	0.00	0.02	0.18	0.20	0.22	0.22	0.22	0.22	0.20	0.20	0.22	0.33	0.33	0.33	0.22	0.15	0.05	0.05	0.03	0.33	
20	0.00	0.00	0.00	0.00	0.00	0.00	0.00	0.00	0.00	0.00	0.00	0.00	0.00	0.00	0.00	0.00	0.03	0.03	0.03	0.00	0.00	0.00	0.00	0.00	0.00	0.03
21	0.00	0.00	0.00	0.00	0.00	0.00	0.00	0.00	0.00	0.00	0.00	0.00	0.00	0.00	0.00	0.00	0.00	0.00	0.00	0.00	0.00	0.00	0.00	0.00	0.00	0.00
22	0.00	0.00	0.00	0.00	0.00	0.00	0.00	0.01	0.06	0.06	0.05	0.05	0.01	0.01	0.01	0.06	0.12	0.12	0.12	0.06	0.00	0.00	0.00	0.00	0.00	0.12
23	0.00	0.00	0.00	0.00	0.00	0.00	0.00	0.03	0.05	0.01	0.01	0.01	0.01	0.01	0.01	0.05	0.06	0.06	0.06	0.06	0.00	0.00	0.00	0.00	0.00	0.06
24	0.00	0.00	0.00	0.00	0.00	0.00	0.00	0.00	0.00	0.00	0.00	0.00	0.00	0.00	0.00	0.00	0.00	0.00	0.00	0.00	0.00	0.00	0.00	0.00	0.00	0.00
25	0.00	0.00	0.00	0.00	0.00	0.00	0.00	0.00	0.00	0.00	0.00	0.00	0.00	0.00	0.00	0.00	0.00	0.00	0.00	0.00	0.00	0.00	0.00	0.00	0.00	0.00
26	0.00	0.00	0.00	0.00	0.00	0.00	0.00	0.00	0.00	0.00	0.00	0.00	0.00	0.00	0.00	0.00	0.00	0.00	0.00	0.00	0.00	0.00	0.00	0.00	0.00	0.00
27	0.00	0.00	0.00	0.00	0.00	0.00	0.00	0.00	0.00	0.00	0.00	0.00	0.00	0.00	0.00	0.00	0.00	0.00	0.00	0.00	0.00	0.00	0.00	0.00	0.00	0.00
28	0.00	0.00	0.00	0.00	0.00	0.00	0.00	0.00	0.00	0.00	0.00	0.00	0.00	0.00	0.00	0.00	0.00	0.00	0.00	0.00	0.00	0.00	0.00	0.00	0.00	0.00
29	0.00	0.00	0.00	0.00	0.00	0.00	0.00	0.00	0.00	0.00	0.00	0.00	0.00	0.00	0.00	0.00	0.00	0.00	0.00	0.00	0.00	0.00	0.00	0.00	0.00	0.01
30	0.00	0.00	0.00	0.00	0.00	0.00	0.00	0.00	0.00	0.00	0.00	0.00	0.00	0.00	0.00	0.00	0.00	0.00	0.00	0.00	0.00	0.00	0.00	0.00	0.00	0.00
31	0.01	0.02	0.03	0.02	0.02	0.01	0.00	0.00	0.01	0.01	0.01	0.01	0.01	0.01	0.01	0.00	0.00	0.00	0.00	0.01	0.00	0.00	0.00	0.00	0.00	0.03

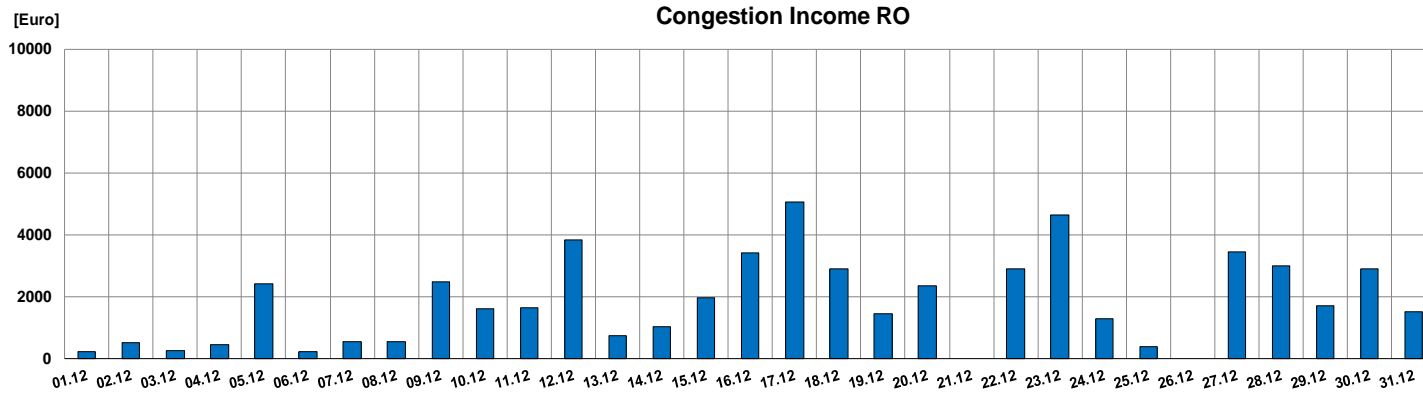
Bulgaria December 2020



Transelectrica®
Societate Administrată în Sistem Dualist

Market for Allocation of Cross-Border Capacities

Daily Allocation on Romanian – Bulgarian border



Day	Congestion Income border RO-BG [Euro]	Congestion Income RO [Euro]
01.12	486	243
02.12	1060	530
03.12	555	278
04.12	900	450
05.12	4867	2433
06.12	472	236
07.12	1128	564
08.12	1089	545
09.12	4958	2479
10.12	3250	1625
11.12	3331	1665
12.12	7705	3852
13.12	1492	746
14.12	2092	1046
15.12	3964	1982
16.12	6864	3432
17.12	10134	5067
18.12	5815	2908
19.12	2940	1470
20.12	4751	2376
21.12	0	0
22.12	5812	2906
23.12	9281	4641
24.12	2621	1310
25.12	784	392
26.12	0	0
27.12	6913	3457
28.12	6024	3012
29.12	3460	1730
30.12	5850	2925
31.12	3033	1517
Total	111630	55815

Daily Income [Euro]		Remuneration UIOSI [Euro]	
RO-BG	BG-RO	RO-BG	BG-RO
70264	41366	55809	33933
111630		89742	

TSO Income (Z-R) [Euro]	RO TSO Income (Z-R) [Euro]
21889	10944



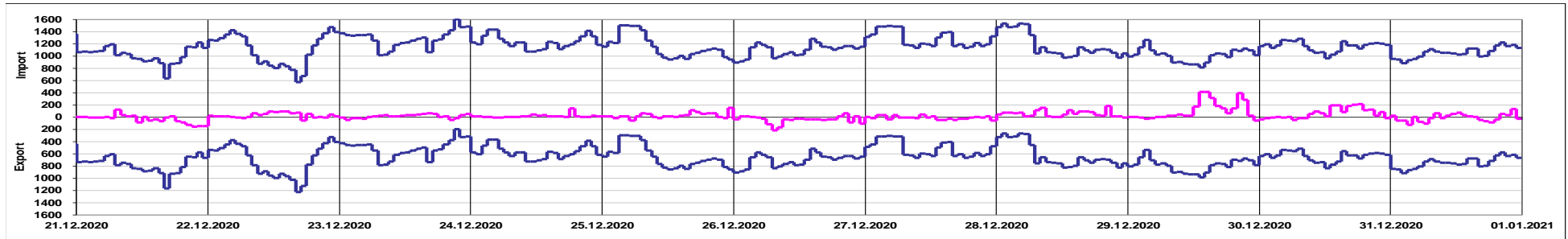
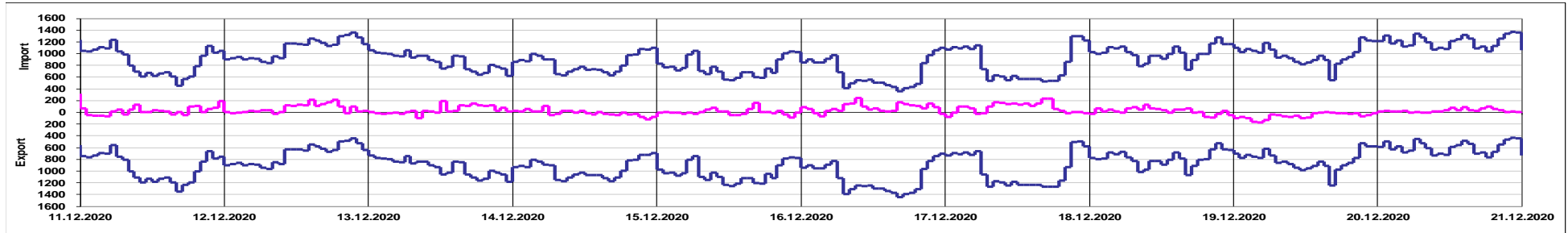
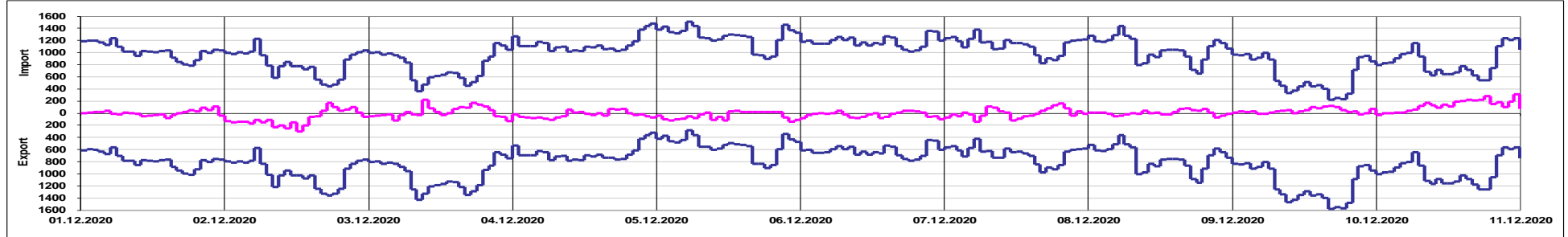
Transelectrica®

Societate Administrată în Sistem Dualist

Market for Allocation of Cross-Border Capacities

Implicit Intraday Auctions on Romanian – Bulgarian border

Bulgaria December 2020



Offered Capacity on Intraday Auction [MW]

Net Position border RO - BG [MWh]

Public

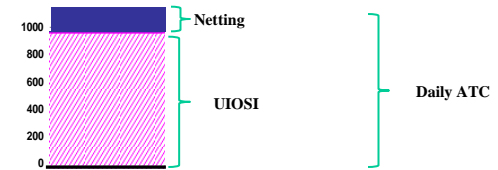


Transelectrica®
Societate Administrată în Sistem Dualist

Market for Allocation of Cross-Border Capacities

Daily Auctions on Romanian – Serbian border

Unused Capacity [MW] average value	
RO-RS	RS-RO
561	588



Serbia December 2020



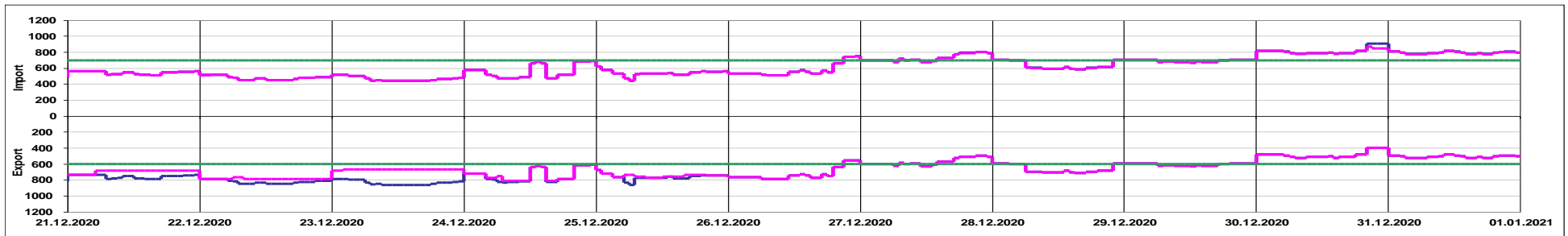
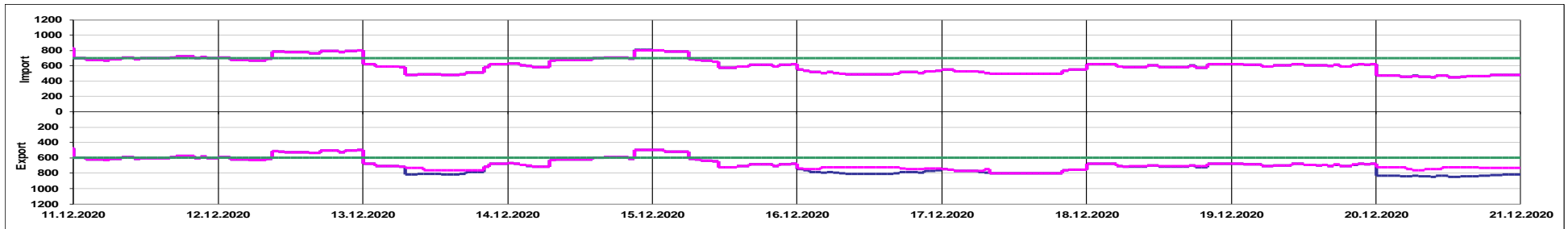
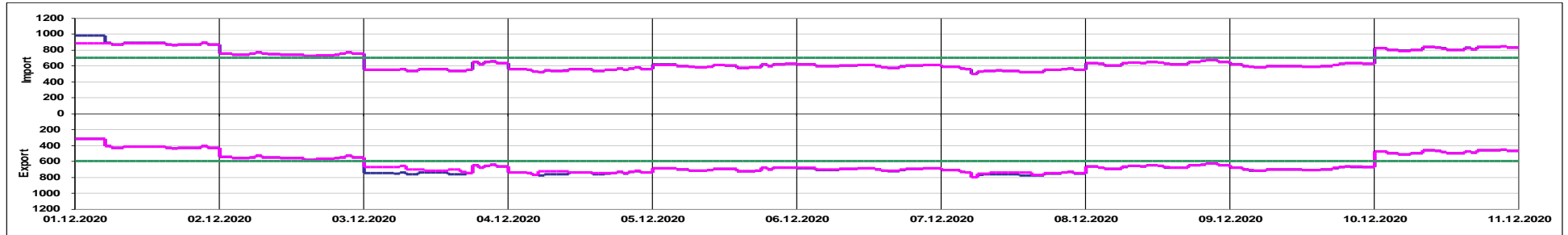


Transelectrica®
Societate Administrată în Sistem Dualist

Market for Allocation of Cross-Border Capacities

Daily Auctions on Romanian – Serbian border

Serbia December 2020



Offered Capacity on Daily Auction Import (+) / Export (-) [MW]

Allocated Capacity on Daily Auction Import (+) / Export (-) [MW]

Net Transfer Capacity (NTC) Import (+) / Export (-) [MW]



Transelectrica®
Societate Administrată în Sistem Dualist

Market for Allocation of Cross-Border Capacities

Daily Auctions on Romanian – Serbian border

Auction Price [Euro/MWh] – Export

Day	1	2	3	4	5	6	7	8	9	10	11	12	13	14	15	16	17	18	19	20	21	22	23	24	Max	
1	4.00	4.00	4.00	4.00	4.00	1.51	1.49	0.71	0.38	0.38	0.38	0.38	0.38	0.38	0.38	0.17	0.38	0.38	0.38	0.25	0.36	0.38	0.38	0.38	4.00	
2	0.09	0.09	0.09	0.09	0.09	0.12	0.17	0.12	0.12	0.09	0.09	0.09	0.09	0.09	0.06	0.06	0.17	0.17	0.09	0.09	0.09	0.25	0.25	0.25	0.25	0.25
3	0.00	0.00	0.00	0.00	0.00	0.00	0.00	0.00	0.00	0.00	0.00	0.00	0.00	0.00	0.00	0.00	0.00	0.00	0.04	0.01	0.01	0.06	0.06	0.06	0.06	0.06
4	0.02	0.01	0.01	0.01	0.01	0.00	0.00	0.00	0.00	0.00	0.01	0.01	0.01	0.01	0.00	0.00	0.00	0.00	0.01	0.00	0.01	0.02	0.02	0.02	0.02	0.02
5	0.17	0.26	0.27	0.26	0.19	0.19	0.12	0.16	0.09	0.09	0.17	0.14	0.19	0.15	0.09	0.01	0.01	0.01	0.06	0.03	0.09	0.27	0.29	0.33	0.33	0.33
6	0.01	0.01	0.01	0.01	0.01	0.01	0.01	0.01	0.01	0.01	0.01	0.01	0.01	0.01	0.00	0.00	0.00	0.01	0.01	0.01	0.01	0.01	0.01	0.01	0.01	0.01
7	0.01	0.01	0.01	0.01	0.01	0.01	0.00	0.00	0.00	0.00	0.00	0.00	0.00	0.00	0.00	0.00	0.00	0.01	0.01	0.01	0.01	0.03	0.01	0.01	0.03	0.03
8	0.32	0.32	0.10	0.09	0.09	0.09	0.09	0.41	0.41	0.51	0.51	0.51	0.41	0.41	0.41	0.41	0.41	0.51	0.51	0.41	0.51	0.32	0.22	0.22	0.22	0.51
9	0.03	0.03	0.03	0.01	0.01	0.01	0.01	0.03	0.03	0.03	0.03	0.03	0.03	0.03	0.03	0.03	0.03	0.03	0.03	0.03	0.03	0.03	0.03	0.03	0.03	0.03
10	1.56	1.56	1.56	1.65	1.51	1.51	0.42	0.61	0.65	0.65	0.65	0.61	0.61	0.61	0.61	0.65	0.61	0.56	0.56	0.65	0.56	0.65	1.00	1.00	1.65	1.65
11	0.15	0.15	0.15	0.15	0.15	0.09	0.09	0.09	0.13	0.13	0.09	0.15	0.15	0.15	0.15	0.15	0.15	0.15	0.15	0.15	0.13	0.13	0.15	0.15	0.15	0.15
12	0.10	0.10	0.09	0.09	0.09	0.09	0.06	0.06	0.06	0.11	0.11	0.11	0.11	0.13	0.13	0.13	0.13	0.15	0.15	0.15	0.13	0.22	0.22	0.22	0.22	0.22
13	0.03	0.03	0.03	0.03	0.03	0.03	0.03	0.00	0.00	0.00	0.00	0.00	0.00	0.00	0.00	0.00	0.00	0.00	0.00	0.00	0.03	0.03	0.03	0.03	0.03	0.03
14	0.07	0.07	0.06	0.03	0.03	0.03	0.03	0.11	0.11	0.11	0.11	0.11	0.11	0.11	0.11	0.11	0.11	0.11	0.11	0.11	0.15	0.30	0.30	0.30	0.30	0.30
15	0.51	0.51	0.51	0.48	0.48	0.45	0.15	0.11	0.09	0.09	0.09	0.04	0.04	0.04	0.05	0.03	0.03	0.03	0.03	0.03	0.03	0.03	0.03	0.03	0.04	0.51
16	0.00	0.00	0.00	0.00	0.00	0.00	0.00	0.00	0.00	0.00	0.00	0.00	0.00	0.00	0.00	0.00	0.00	0.00	0.00	0.00	0.00	0.00	0.00	0.00	0.00	0.00
17	0.03	0.03	0.03	0.03	0.00	0.00	0.00	0.00	0.02	0.02	0.02	0.02	0.02	0.02	0.02	0.02	0.02	0.02	0.02	0.02	0.02	0.02	0.02	0.02	0.02	0.03
18	0.02	0.04	0.04	0.04	0.02	0.02	0.00	0.00	0.00	0.00	0.02	0.02	0.00	0.00	0.00	0.00	0.00	0.02	0.00	0.00	0.02	0.02	0.03	0.03	0.03	0.04
19	0.03	0.03	0.03	0.03	0.03	0.02	0.02	0.03	0.03	0.03	0.03	0.03	0.03	0.03	0.03	0.03	0.02	0.03	0.02	0.02	0.03	0.03	0.03	0.03	0.03	0.03
20	0.00	0.00	0.00	0.00	0.00	0.00	0.00	0.00	0.00	0.00	0.00	0.00	0.00	0.00	0.00	0.00	0.00	0.00	0.00	0.00	0.00	0.00	0.00	0.00	0.00	0.00
21	0.02	0.02	0.02	0.02	0.02	0.00	0.00	0.00	0.00	0.00	0.00	0.00	0.00	0.00	0.00	0.00	0.00	0.00	0.00	0.00	0.00	0.00	0.00	0.00	0.00	0.02
22	0.01	0.01	0.01	0.01	0.01	0.00	0.00	0.00	0.00	0.00	0.00	0.00	0.00	0.00	0.00	0.00	0.00	0.00	0.00	0.00	0.00	0.00	0.00	0.00	0.00	0.01
23	0.00	0.00	0.00	0.00	0.00	0.00	0.00	0.00	0.00	0.00	0.00	0.00	0.00	0.00	0.00	0.00	0.00	0.00	0.00	0.00	0.00	0.00	0.00	0.00	0.00	0.00
24	0.02	0.02	0.02	0.02	0.00	0.00	0.00	0.00	0.00	0.00	0.00	0.00	0.04	0.06	0.04	0.00	0.00	0.02	0.02	0.02	0.06	0.06	0.06	0.06	0.06	0.06
25	0.09	0.07	0.06	0.03	0.03	0.00	0.00	0.00	0.00	0.03	0.02	0.02	0.00	0.00	0.00	0.00	0.00	0.00	0.00	0.00	0.02	0.02	0.03	0.03	0.03	0.09
26	0.02	0.02	0.01	0.01	0.02	0.02	0.02	0.02	0.02	0.02	0.02	0.05	0.05	0.05	0.05	0.03	0.03	0.05	0.03	0.19	0.19	0.26	0.26	0.26	0.26	0.26
27	0.25	0.25	0.25	0.25	0.25	0.25	0.23	0.21	0.19	0.21	0.30	0.23	0.23	0.23	0.33	0.30	0.30	0.33	0.33	0.33	0.33	0.33	0.35	0.35	0.51	0.51
28	0.38	0.32	0.32	0.31	0.31	0.31	0.15	0.15	0.15	0.15	0.15	0.15	0.09	0.15	0.09	0.15	0.15	0.15	0.15	0.15	0.16	0.16	0.37	0.37	0.38	0.38
29	0.38	0.38	0.38	0.38	0.38	0.38	0.21	0.26	0.26	0.21	0.22	0.22	0.21	0.22	0.21	0.21	0.22	0.22	0.22	0.22	0.22	0.22	0.22	0.22	0.22	0.38
30	0.46	0.46	0.46	0.46	0.46	0.43	0.28	0.28	0.28	0.28	0.28	0.28	0.28	0.28	0.28	0.28	0.34	0.34	0.43	0.43	0.75	0.77	1.00	1.00	1.00	
31	0.26	0.26	0.26	0.22	0.22	0.22	0.22	0.22	0.22	0.22	0.26	0.26	0.26	0.26	0.26	0.22	0.22	0.22	0.22	0.22	0.22	0.22	0.22	0.22	0.22	0.26

Serbia

December 2020



Transelectrica®
Societate Administrată în Sistem Dualist

Market for Allocation of Cross-Border Capacities

Daily Auctions on Romanian – Serbian border

Auction Price [Euro/MWh] – Import

Day	1	2	3	4	5	6	7	8	9	10	11	12	13	14	15	16	17	18	19	20	21	22	23	24	Max
1	0.00	0.00	0.00	0.00	0.00	0.00	0.03	0.03	0.03	0.03	0.03	0.03	0.03	0.03	0.03	0.05	0.07	0.05	0.05	0.05	0.05	0.03	0.05	0.05	0.07
2	0.03	0.03	0.03	0.03	0.03	0.03	0.05	0.10	0.10	0.10	0.17	0.17	0.17	0.17	0.19	0.19	0.19	0.11	0.11	0.10	0.10	0.07	0.09	0.09	0.19
3	0.28	0.28	0.28	0.28	0.28	1.58	1.65	1.20	1.20	1.20	1.17	1.20	1.00	1.00	1.00	0.89	0.86	0.79	0.75	0.76	0.40	0.30	0.25	0.25	1.65
4	0.14	0.14	0.14	0.20	0.20	0.22	0.30	0.30	0.30	0.21	0.21	0.21	0.21	0.21	0.21	0.21	0.21	0.21	0.21	0.21	0.17	0.17	0.17	0.17	0.30
5	0.07	0.07	0.07	0.07	0.07	0.07	0.10	0.10	0.10	0.10	0.09	0.09	0.09	0.09	0.10	0.10	0.10	0.10	0.07	0.09	0.03	0.03	0.03	0.03	0.10
6	0.06	0.06	0.06	0.06	0.06	0.06	0.06	0.06	0.06	0.06	0.06	0.06	0.06	0.06	0.07	0.07	0.07	0.07	0.07	0.07	0.07	0.06	0.06	0.06	0.07
7	0.03	0.03	0.03	0.03	0.03	0.05	0.05	0.05	0.05	0.05	0.04	0.04	0.04	0.04	0.05	0.05	0.07	0.06	0.06	0.06	0.05	0.03	0.03	0.03	0.07
8	0.03	0.03	0.03	0.06	0.06	0.07	0.07	0.09	0.09	0.06	0.03	0.03	0.03	0.06	0.06	0.09	0.12	0.09	0.09	0.06	0.06	0.03	0.03	0.03	0.12
9	0.06	0.06	0.07	0.07	0.07	0.15	0.40	0.40	0.36	0.40	0.40	0.37	0.37	0.37	0.37	0.36	0.36	0.25	0.25	0.17	0.17	0.17	0.17	0.15	0.40
10	0.01	0.01	0.01	0.01	0.01	0.01	0.06	0.06	0.03	0.03	0.03	0.03	0.06	0.06	0.06	0.03	0.03	0.03	0.03	0.03	0.03	0.03	0.03	0.03	0.06
11	0.07	0.07	0.09	0.09	0.09	0.16	0.28	0.37	0.36	0.36	0.37	0.33	0.37	0.37	0.37	0.33	0.37	0.28	0.28	0.28	0.28	0.28	0.28	0.28	0.37
12	0.09	0.09	0.10	0.10	0.10	0.40	0.84	0.84	0.58	0.35	0.20	0.23	0.23	0.23	0.23	0.28	0.28	0.20	0.20	0.20	0.23	0.20	0.20	0.18	0.84
13	0.25	0.40	0.57	0.57	0.57	1.76	1.76	1.80	1.80	1.07	0.61	0.76	0.76	0.87	0.87	0.87	0.76	0.76	0.74	0.74	0.74	0.60	0.39	0.35	1.80
14	0.21	0.21	0.22	0.22	0.22	0.33	0.29	0.22	0.22	0.20	0.20	0.20	0.17	0.17	0.17	0.17	0.20	0.20	0.20	0.15	0.15	0.06	0.06	0.06	0.33
15	0.06	0.06	0.09	0.09	0.09	0.09	0.09	0.12	0.12	0.12	0.13	0.17	0.17	0.17	0.17	0.17	0.21	0.21	0.21	0.21	0.25	0.22	0.21	0.21	0.25
16	0.16	0.16	0.16	0.17	0.21	0.36	0.75	0.75	0.65	0.51	0.51	0.51	0.51	0.51	0.51	0.75	0.83	0.75	0.75	0.33	0.33	0.23	0.18	0.17	0.83
17	0.23	0.23	0.30	0.30	0.30	0.50	0.75	0.94	0.94	0.94	0.94	0.94	0.89	0.75	0.75	0.88	0.94	0.88	0.88	0.87	0.50	0.43	0.33	0.33	0.94
18	0.14	0.17	0.17	0.17	0.25	0.54	0.54	0.72	0.72	0.72	0.72	0.42	0.66	0.66	0.66	0.66	0.72	0.70	0.72	0.70	0.33	0.25	0.23	0.21	0.72
19	0.16	0.16	0.16	0.16	0.30	0.55	0.55	0.96	0.87	0.87	0.75	0.66	0.75	0.75	0.75	0.96	0.96	1.00	1.00	1.00	0.98	0.70	0.31	0.23	1.00
20	0.23	0.23	0.23	0.28	0.33	0.51	0.55	0.55	0.51	0.55	0.51	0.51	0.55	0.55	0.55	0.55	0.70	0.70	0.70	0.70	0.70	0.55	0.40	0.38	0.70
21	0.14	0.14	0.14	0.14	0.28	0.41	0.44	0.55	0.41	0.41	0.40	0.40	0.41	0.41	0.41	0.44	0.44	0.44	0.44	0.44	0.33	0.29	0.23	0.23	0.55
22	0.16	0.16	0.20	0.20	0.51	0.56	0.88	1.10	1.21	1.10	1.10	1.10	1.10	1.10	1.10	1.21	1.21	1.10	1.01	1.01	0.70	0.54	0.38	0.38	1.21
23	0.19	0.19	0.19	0.27	0.40	0.44	0.63	0.66	0.63	0.66	0.67	0.67	0.67	0.67	0.67	0.67	0.67	0.67	0.63	0.51	0.51	0.73	0.48	0.33	0.73
24	0.16	0.16	0.16	0.16	0.40	0.51	1.16	1.16	1.16	1.16	1.10	0.68	0.46	0.46	0.48	0.97	0.68	0.58	0.60	0.60	0.18	0.18	0.14	0.14	1.16
25	0.16	0.23	0.23	0.33	0.33	0.40	0.48	0.33	0.33	0.33	0.33	0.33	0.29	0.29	0.33	0.46	0.35	0.33	0.33	0.33	0.33	0.33	0.23	0.23	0.48
26	0.26	0.39	0.39	0.39	0.39	0.39	0.39	0.46	0.39	0.39	0.39	0.15	0.15	0.15	0.15	0.22	0.22	0.15	0.22	0.09	0.09	0.01	0.01	0.01	0.46
27	0.05	0.06	0.09	0.09	0.09	0.09	0.13	0.13	0.08	0.08	0.08	0.09	0.09	0.09	0.08	0.08	0.08	0.05	0.05	0.05	0.05	0.03	0.03	0.03	0.13
28	0.09	0.13	0.13	0.13	0.13	0.13	0.19	0.13	0.13	0.13	0.13	0.13	0.13	0.13	0.13	0.19	0.19	0.13	0.13	0.13	0.13	0.13	0.05	0.05	0.19
29	0.03	0.03	0.03	0.03	0.05	0.05	0.06	0.05	0.05	0.06	0.05	0.05	0.08	0.08	0.09	0.11	0.11	0.11	0.11	0.08	0.08	0.03	0.03	0.03	0.11
30	0.03	0.03	0.05	0.05	0.05	0.05	0.04	0.04	0.04	0.04	0.04	0.04	0.04	0.04	0.04	0.04	0.04	0.04	0.03	0.03	0.00	0.00	0.00	0.00	0.05
31	0.03	0.03	0.03	0.03	0.03	0.03	0.03	0.03	0.03	0.03	0.03	0.03	0.03	0.03	0.03	0.03	0.03	0.03	0.03	0.03	0.03	0.03	0.03	0.03	0.03

Serbia

December 2020

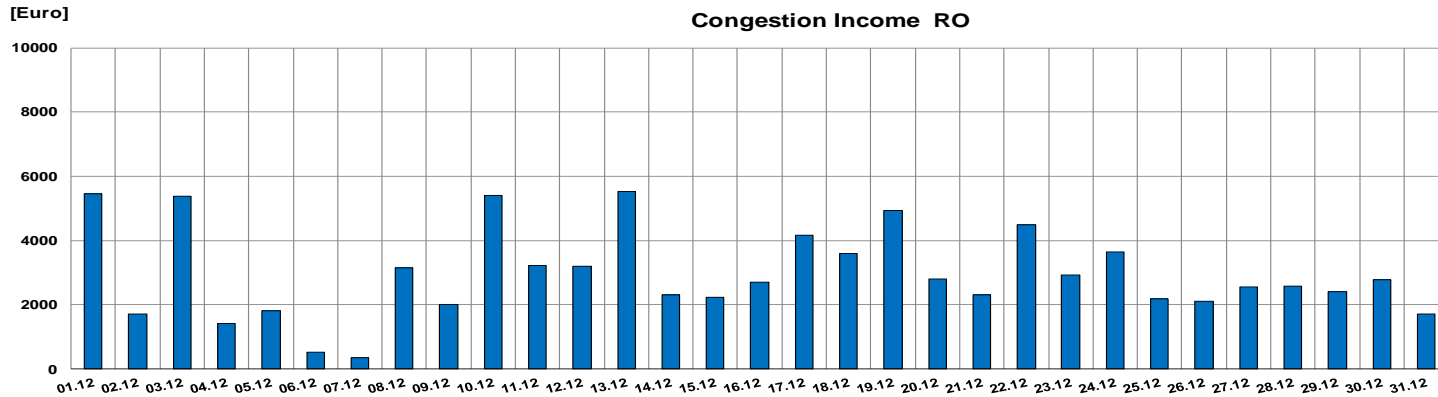
Market for Allocation of Cross-Border Capacities



Transelectrica®

Societate Administrată în Sistem Dualist

Daily Allocation on Romanian – Serbian border



Day	Congestion Income border RO-RS [Euro]	Congestion Income RO [Euro]
01.12	10909	5454
02.12	3420	1710
03.12	10772	5386
04.12	2843	1421
05.12	3627	1814
06.12	1054	527
07.12	680	340
08.12	6281	3140
09.12	4034	2017
10.12	10803	5402
11.12	6444	3222
12.12	6395	3197
13.12	11045	5522
14.12	4598	2299
15.12	4463	2232
16.12	5404	2702
17.12	8349	4175
18.12	7208	3604
19.12	9876	4938
20.12	5605	2802
21.12	4592	2296
22.12	8952	4476
23.12	5850	2925
24.12	7295	3648
25.12	4386	2193
26.12	4215	2108
27.12	5096	2548
28.12	5155	2577
29.12	4810	2405
30.12	5553	2776
31.12	3400	1700
Total	183115	91557

Daily Income [Euro]		Remuneration UIOSI [Euro]	
RO-RS	RS-RO	RO-RS	RS-RO
60022	123093	55954	119755
183115		175708	

TSO Income (Z-R) [Euro]	RO TSO Income (Z-R) [Euro]
7407	3703

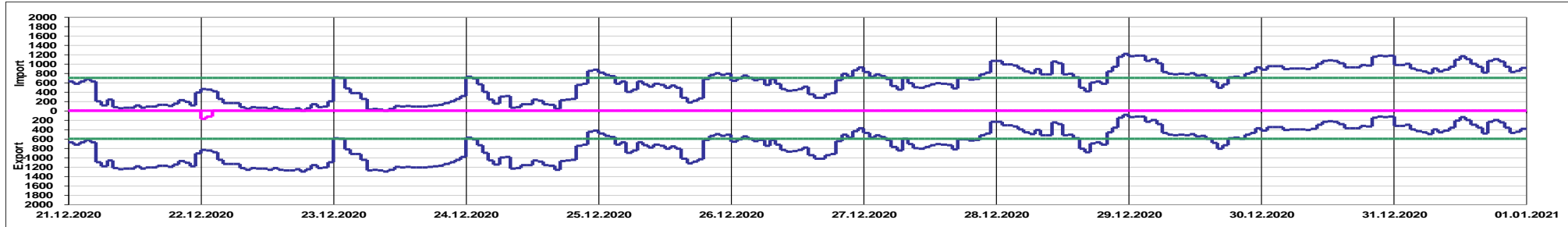
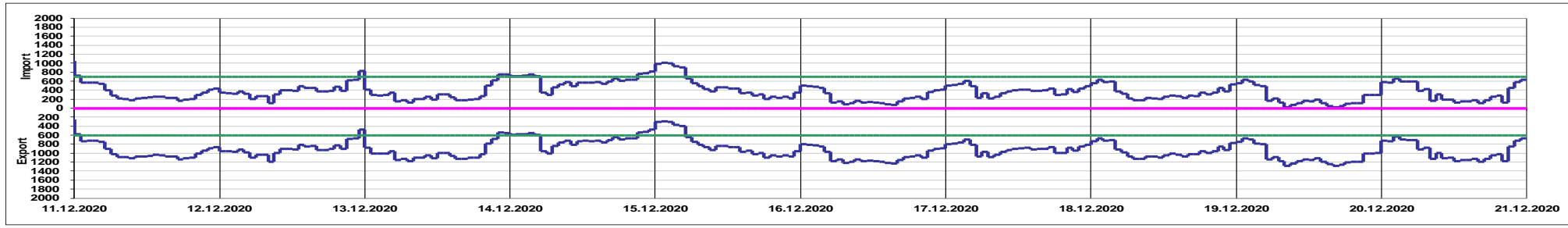
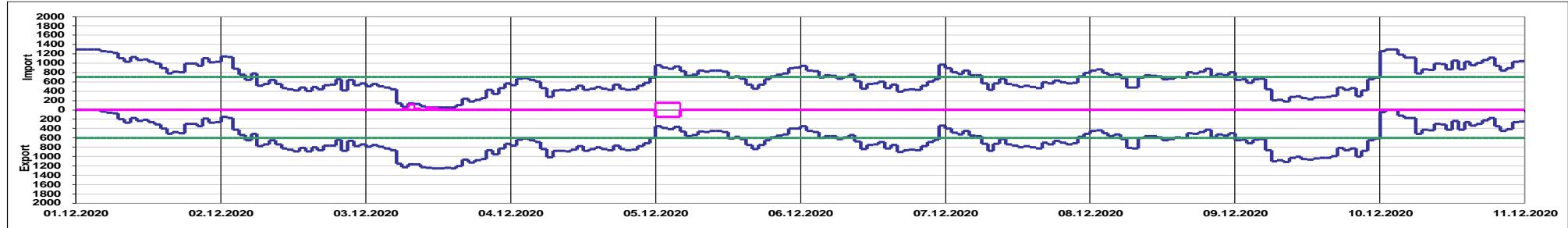


Transelectrica®
Societate Administrată în Sistem Dualist

Market for Allocation of Cross-Border Capacities

Intraday Auctions on Romanian – Serbian border

Serbia December 2020



Offered Capacity on Intraday Auction Import (+) / Export (-) [MW]

Allocated Capacity on Intraday Auction Import (+) / Export (-) [MW]

Net Transfer Capacity (NTC) Import (+) / Export (-) [MW]

Market for Allocation of Cross-Border Capacities



Transelectrica[®]
Societate Administrată în Sistem Dualist

Statistics on Monthly Auction

December 2020		1	2	3	4	5	6	7	8	9	10	11	12	13	14	15	16	17	18	19	20	21	22	23	24	25	26	27	28	29	30	31
Hungary export	Number of Capacity Traders	22	22	22	22	22	22	22	22	22	22	22	22	22	22	22	22	22	22	22	22	22	22	22	22	22	22	22	22	22	22	
	Number of Capacity Holders	11	11	11	11	11	11	11	11	11	11	11	11	11	11	11	11	11	11	11	11	11	11	11	11	11	11	11	11	11	11	11
Hungary import	Number of Capacity Traders	24	24	24	24	24	24	24	24	24	24	24	24	24	24	24	24	24	24	24	24	24	24	24	24	24	24	24	24	24	24	
	Number of Capacity Holders	13	13	13	13	13	13	13	13	13	13	13	13	13	13	13	13	13	13	13	13	13	13	13	13	13	13	13	13	13	13	13
Bulgaria export	Number of Capacity Traders	29	29	29	29	29	29	29	29	29	29	29	29	29	29	29	29	29	29	29	29	29	29	29	29	29	29	29	29	29	29	
	Number of Capacity Holders	18	18	18	18	18	18	18	18	18	18	18	18	18	18	18	18	18	18	18	18	18	18	18	18	18	18	18	18	18	18	18
Bulgaria import	Number of Capacity Traders	27	27	27	27	27	27	27	27	27	27	27	27	27	27	27	27	27	27	27	27	27	27	27	27	27	27	27	27	27	27	
	Number of Capacity Holders	20	20	20	20	20	20	20	20	20	20	20	20	20	20	20	20	20	20	20	20	20	20	20	20	20	20	20	20	20	20	20
Serbia export	Number of Capacity Traders	12	12	12	12	12	12	12	12	12	12	12	12	12	12	12	12	12	12	12	12	12	12	12	12	12	12	12	12	12	12	
	Number of Capacity Holders	10	10	10	10	10	10	10	10	10	10	10	10	10	10	10	10	10	10	10	10	10	10	10	10	10	10	10	10	10	10	10
Serbia import	Number of Capacity Traders	61	61	61	61	61	61	61	61	61	61	61	61	61	61	61	61	61	61	61	61	61	61	61	61	61	61	61	61	61	61	
	Number of Capacity Holders	10	10	10	10	10	10	10	10	10	10	10	10	10	10	10	10	10	10	10	10	10	10	10	10	10	10	10	10	10	10	10
Ukraine export	Number of Capacity Traders	4	4	4	4	4	4	4	4	4	4	4	4	4	4	4	4	4	4	4	4	4	4	4	4	4	4	4	4	4	4	
	Number of Capacity Holders	4	4	4	4	4	4	4	4	4	4	4	4	4	4	4	4	4	4	4	4	4	4	4	4	4	4	4	4	4	4	4
Ukraine import	Number of Capacity Traders	6	6	6	6	6	6	6	6	6	6	6	6	6	6	6	6	6	6	6	6	6	6	6	6	6	6	6	6	6	6	
	Number of Capacity Holders	4	4	4	4	4	4	4	4	4	4	4	4	4	4	4	4	4	4	4	4	4	4	4	4	4	4	4	4	4	4	4
Moldavia import RO_Cioara	Number of Capacity Traders	-	-	-	-	-	-	-	-	-	-	-	-	-	-	-	-	-	-	-	-	-	-	-	-	-	-	-	-	-	-	
	Number of Capacity Holders	-	-	-	-	-	-	-	-	-	-	-	-	-	-	-	-	-	-	-	-	-	-	-	-	-	-	-	-	-	-	-
Moldavia import RO_Costesti	Number of Capacity Traders	-	-	-	-	-	-	-	-	-	-	-	-	-	-	-	-	-	-	-	-	-	-	-	-	-	-	-	-	-	-	
	Number of Capacity Holders	-	-	-	-	-	-	-	-	-	-	-	-	-	-	-	-	-	-	-	-	-	-	-	-	-	-	-	-	-	-	-
Moldavia import RO_Vulcanesti	Number of Capacity Traders	-	-	-	-	-	-	-	-	-	-	-	-	-	-	-	-	-	-	-	-	-	-	-	-	-	-	-	-	-	-	
	Number of Capacity Holders	-	-	-	-	-	-	-	-	-	-	-	-	-	-	-	-	-	-	-	-	-	-	-	-	-	-	-	-	-	-	-

December 2020	Maximum	Minimum
Number of Capacity Traders	29	4
Number of Capacity Holders	20	4
Number of Bids	69	9

Market for Allocation of Cross-Border Capacities



Statistics on Daily Auctions

December 2020		Daily Auctions																															
		1	2	3	4	5	6	7	8	9	10	11	12	13	14	15	16	17	18	19	20	21	22	23	24	25	26	27	28	29	30	31	
Serbia Export	Maximum Number of Capacity Traders	11	9	9	9	9	8	8	9	8	9	8	8	8	8	9	8	8	8	8	8	8	8	8	8	9	10	9	9	8	8	8	
	Maximum Number of Capacity Holders	9	8	9	9	8	8	8	9	8	8	7	8	8	8	8	8	8	8	8	8	8	8	8	8	8	9	10	8	8	7	7	7
	Maximum Number of Bids	47	32	33	34	34	31	33	36	35	43	33	34	32	34	34	31	32	32	32	30	30	32	32	34	33	37	34	35	37	37	34	
Serbia Import	Maximum Number of Capacity Traders	9	9	10	10	7	9	8	8	9	8	10	8	9	8	9	10	9	10	9	8	8	10	9	9	8	8	8	9	9	8	9	
	Maximum Number of Capacity Holders	9	8	9	9	7	8	8	8	9	8	10	8	8	8	9	8	10	9	8	8	9	8	7	7	8	8	9	9	8	9		
	Maximum Number of Bids	38	32	37	34	32	34	32	35	41	35	44	40	42	37	40	43	39	43	42	36	36	40	38	38	36	34	35	35	37	37	37	
Bulgaria Export	Maximum Number of Capacity Traders	17	15	16	16	17	14	14	16	15	16	14	14	12	13	14	14	14	15	15	15	13	16	15	16	13	12	15	14	16	15	14	
	Maximum Number of Capacity Holders	16	15	16	16	17	13	14	15	15	16	14	14	12	13	14	14	14	15	15	15	13	15	15	15	12	12	15	14	16	15	14	
	Maximum Number of Bids	41	35	35	36	40	34	38	37	35	38	36	39	30	32	35	35	35	37	34	31	27	35	37	35	31	28	41	34	39	38	37	
Bulgaria Import	Maximum Number of Capacity Traders	14	16	15	16	15	13	13	14	15	15	16	15	12	14	15	14	15	15	16	14	13	15	16	15	13	13	13	12	15	13	15	
	Maximum Number of Capacity Holders	14	16	15	16	15	13	13	14	15	15	16	15	12	14	15	13	15	15	16	14	13	15	16	15	13	13	12	12	15	13	15	
	Maximum Number of Bids	31	37	36	34	33	29	30	38	43	38	37	35	33	37	37	40	40	41	40	33	30	38	39	34	34	33	33	23	36	31	35	

Note: In the table are presented the daily maximum hourly values.

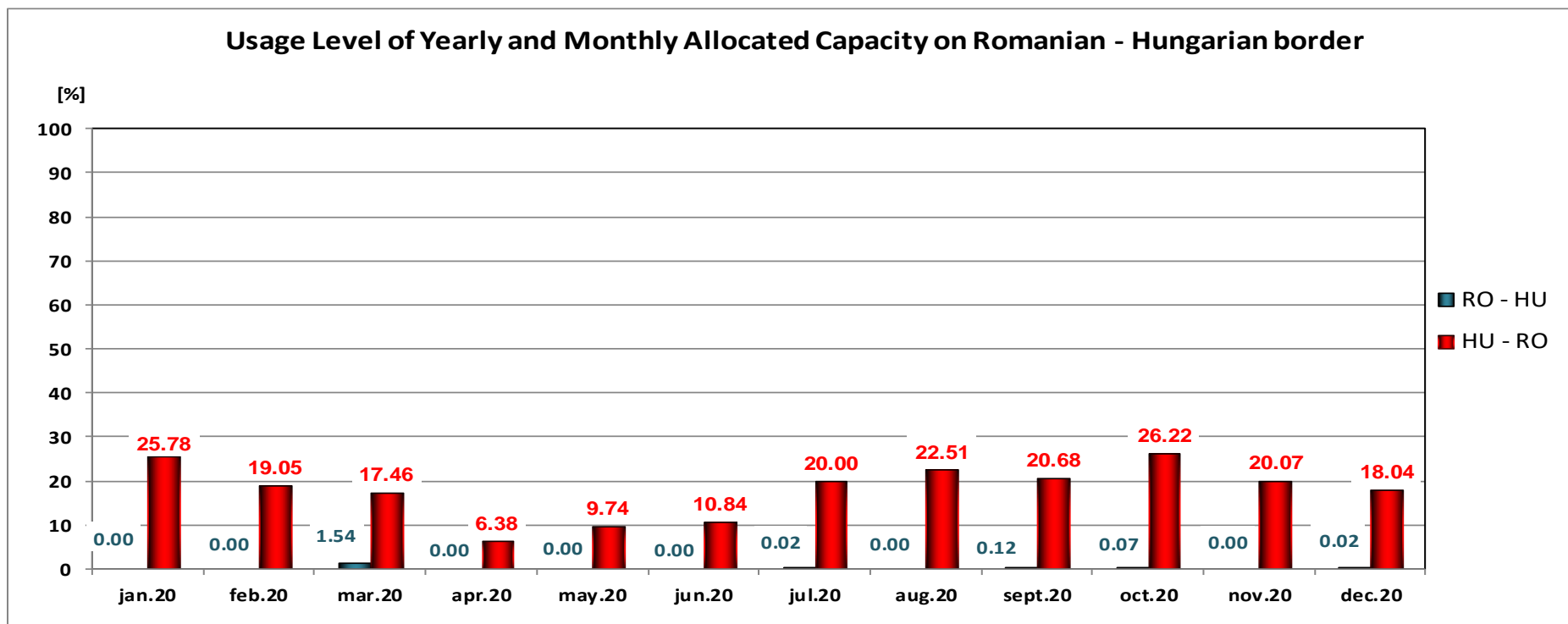
Market for Allocation of Cross-Border Capacities



Statistics on Intraday Auctions

December 2020		Intraday Auctions																														
		1	2	3	4	5	6	7	8	9	10	11	12	13	14	15	16	17	18	19	20	21	22	23	24	25	26	27	28	29	30	31
Serbia Export	Maximum Number of Capacity Traders	0	0	0	0	1	0	0	0	0	0	0	0	0	0	0	0	0	0	0	0	0	1	0	0	0	0	0	0	0	0	0
	Maximum Number of Capacity Holders	-	-	-	-	1	-	-	-	-	-	-	-	-	-	-	-	-	-	-	-	-	1	-	-	-	-	-	-	-	-	
Serbia Import	Maximum Number of Capacity Traders	0	0	1	0	1	0	0	0	0	0	0	0	0	0	0	0	0	0	0	0	0	0	0	0	0	0	0	0	0	0	
	Maximum Number of Capacity Holders	-	-	1	-	1	-	-	-	-	-	-	-	-	-	-	-	-	-	-	-	-	-	-	-	-	-	-	-	-	-	

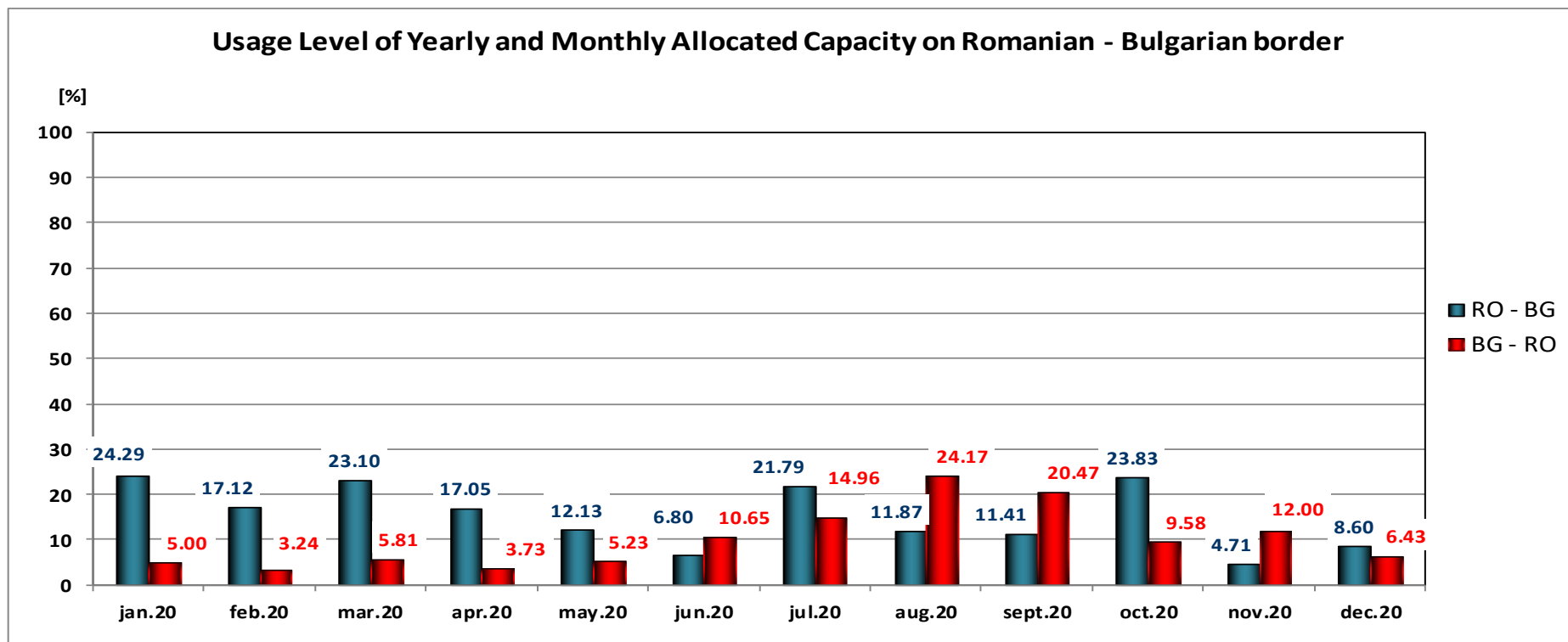
Note: In the table are presented the daily maximum hourly values.



CET

Usage level of yearly and monthly allocated capacity was calculated as ratio between nominated capacity and sum of allocated capacity at yearly and monthly auctions after returns.

From the beginning of the year, the average values (arithmetic) of usage level are: 0.15% on export direction and 18.06% on import direction.

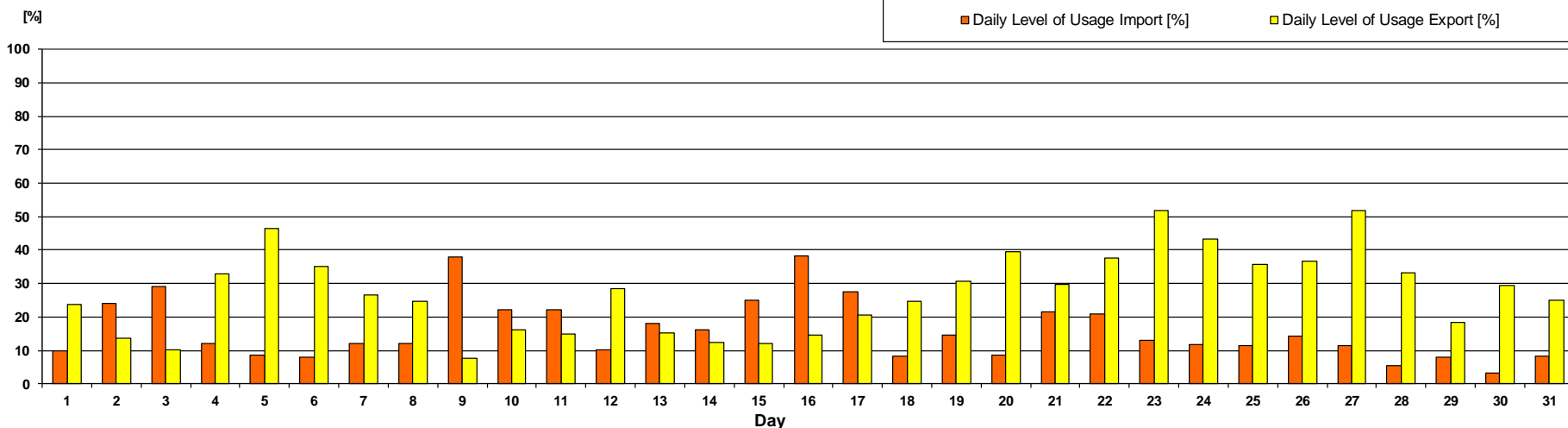


CET

Usage level of yearly and monthly allocated capacity was calculated as ratio between nominated capacity and sum of allocated capacity at yearly and monthly auctions after returns.

From the beginning of the year, the average values (arithmetic) of usage level are: 15.23% on export direction and 10.11% on import direction.

RO-BG December 2020

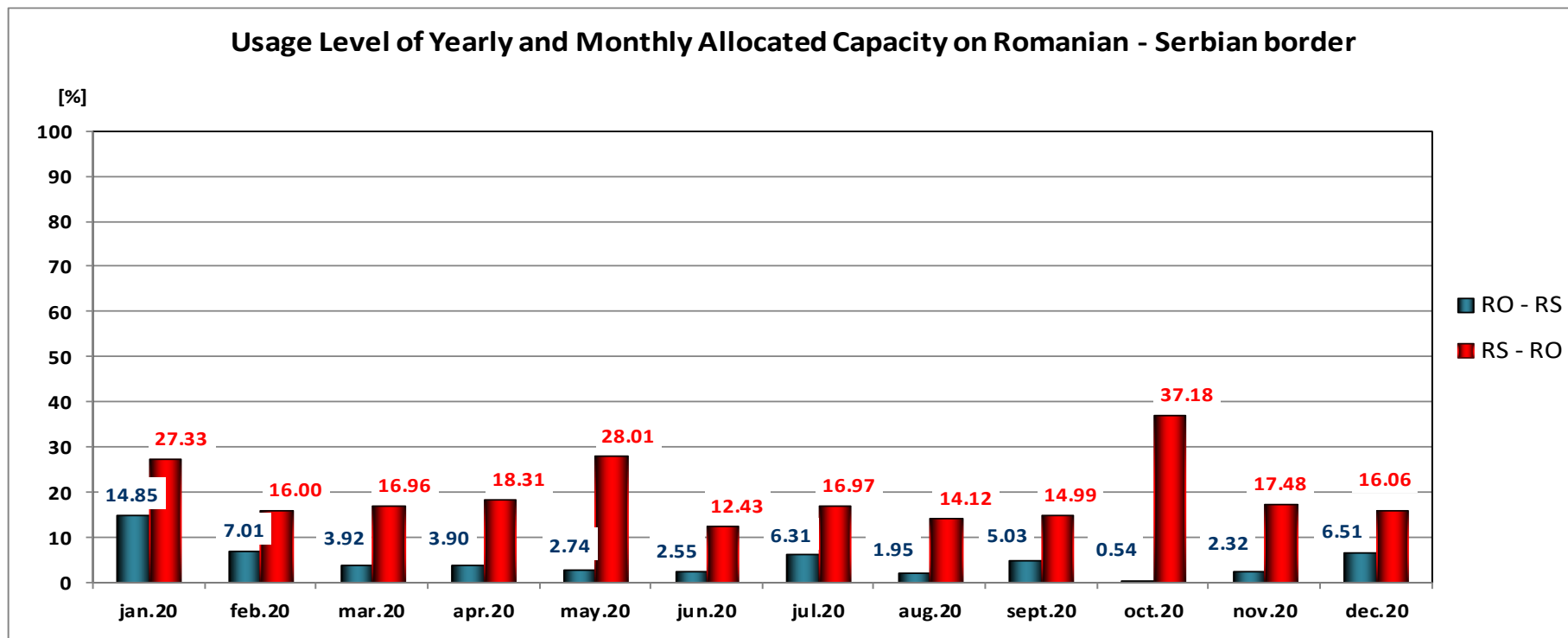


Daily Level of Usage [%]

December 2020	1	2	3	4	5	6	7	8	9	10	11	12	13	14	15	16	17	18	19	20	21	22	23	24	25	26	27	28	29	30	31
Import	10.02	23.91	29.10	12.14	8.74	8.07	12.05	12.04	38.07	22.15	22.30	10.16	18.13	16.08	25.00	38.14	27.48	8.44	14.55	8.63	21.60	20.86	12.89	11.82	11.38	14.43	11.42	5.48	7.96	3.32	8.20
Export	23.84	13.71	10.23	32.82	46.39	35.17	26.57	24.66	7.62	16.25	15.04	28.35	15.20	12.43	12.04	14.72	20.63	24.63	30.77	39.56	29.84	37.72	51.89	43.18	35.74	36.68	51.92	33.20	18.27	29.37	24.90

Level of usage of daily allocated capacity, calculated at monthly level, as ratio between sum of nominated daily capacities and sum of daily allocated capacities, has the following values:

- Import 16.19 [%]
- Export 27.07 [%]



CET

Usage level of yearly and monthly allocated capacity was calculated as ratio between nominated capacity and sum of allocated capacity at yearly and monthly auctions after returns.

From the beginning of the year, the average values (arithmetic) of usage level are: 4.8% on export direction and 19.65% on import direction.

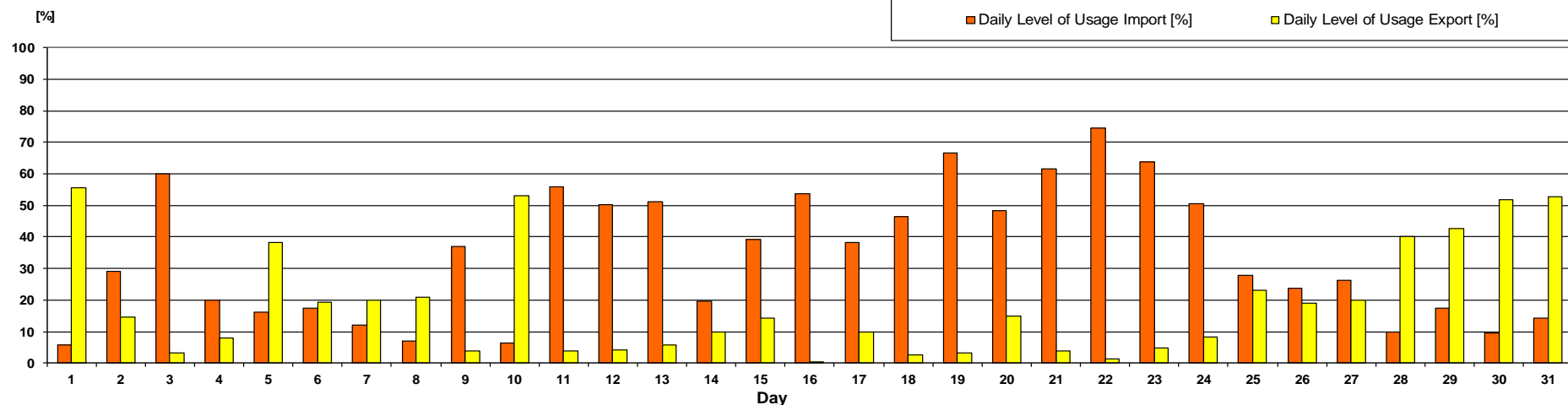
Market for Allocation of Cross-Border Capacities

Daily Auctions on Romanian – Serbian border

Usage Level of Daily Allocated Capacity

Serbia

December 2020



Daily Level of Usage [%]

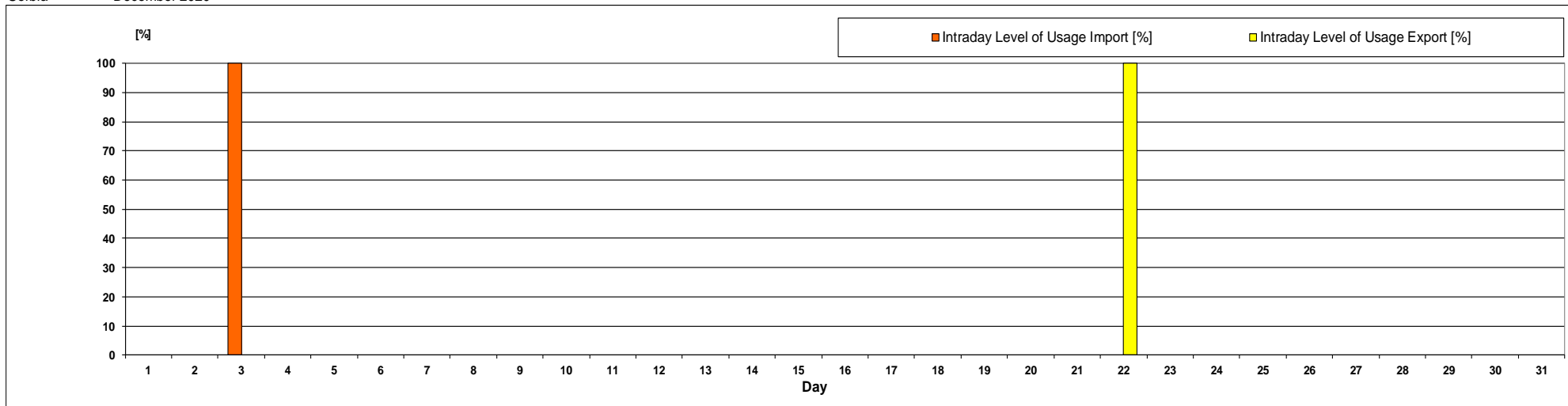
December 2020	1	2	3	4	5	6	7	8	9	10	11	12	13	14	15	16	17	18	19	20	21	22	23	24	25	26	27	28	29	30	31
Import	5.66	28.98	59.97	19.92	16.29	17.59	12.01	7.12	37.03	6.55	55.94	50.30	51.13	19.74	39.04	53.60	38.09	46.42	66.68	48.33	61.57	74.45	63.85	50.51	27.92	23.63	26.28	9.85	17.37	9.57	14.19
Export	55.73	14.51	3.26	7.82	38.23	19.44	19.96	20.96	3.93	53.22	3.76	4.30	5.84	10.00	14.39	0.38	9.91	2.71	3.30	15.00	3.93	1.37	4.87	8.30	23.00	18.95	20.02	40.20	42.79	51.69	52.66

Level of usage of daily allocated capacity, calculated at monthly level, as ratio between sum of nominated daily capacities and sum of daily allocated capacities, has the following values:

- Import 32.20 [%]
- Export 16.89 [%]

Serbia

December 2020

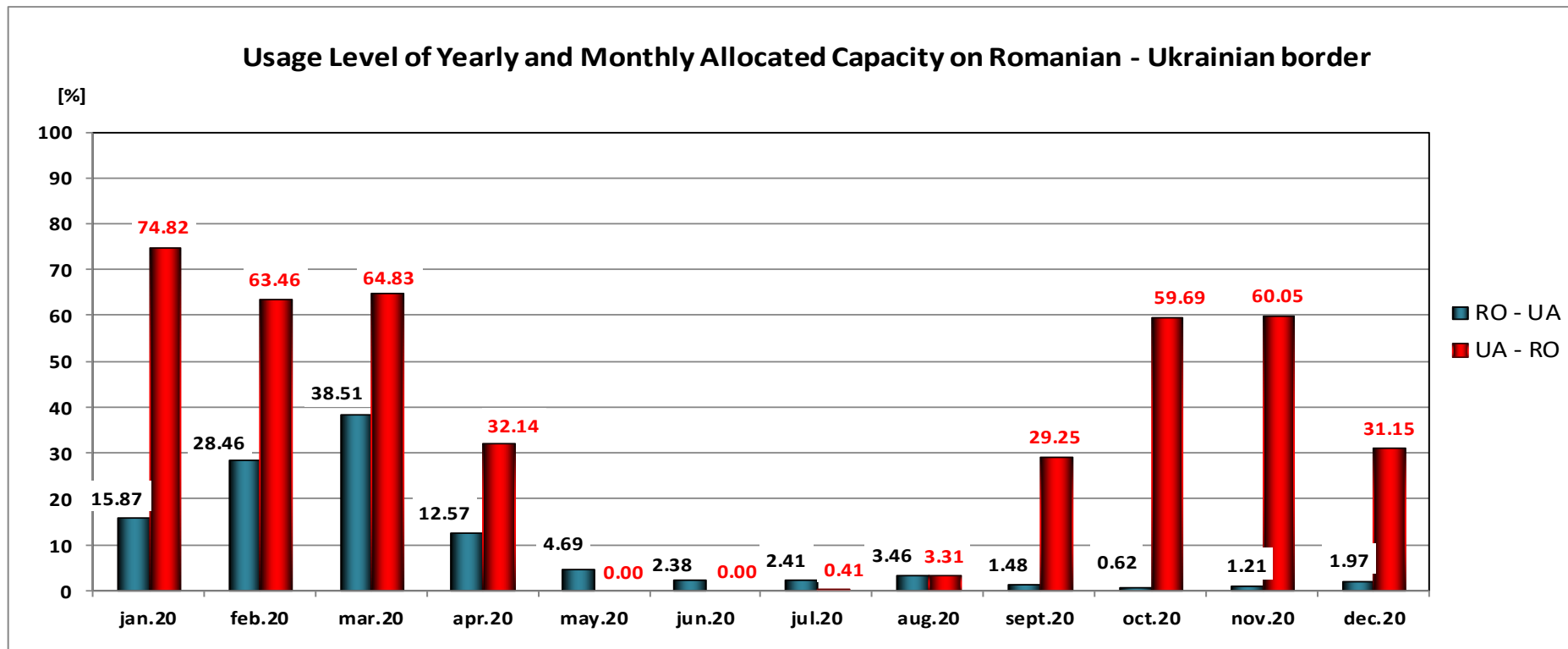


Intraday Level of Usage [%]

December 2020	1	2	3	4	5	6	7	8	9	10	11	12	13	14	15	16	17	18	19	20	21	22	23	24	25	26	27	28	29	30	31
Import	-	-	100.00	-	0.00	-	-	-	-	-	-	-	-	-	-	-	-	-	-	-	-	-	-	-	-	-	-	-	-	-	-
Export	-	-	-	-	0.00	-	-	-	-	-	-	-	-	-	-	-	-	-	-	-	-	100.00	-	-	-	-	-	-	-	-	-

Level of usage of intraday allocated capacity, calculated at monthly level, as ratio between sum of nominated intraday capacities and sum of intraday allocated capacities, has the following values:

- Import 30.23 [%] (allocated only on 03.12.2020 and 05.12.2020)
- Export 33.04 [%] (allocated only on 05.12.2020 and 22.12.2020)



CET

Usage level of yearly and monthly allocated capacity was calculated as ratio between nominated capacity and sum of allocated capacity at yearly and monthly auctions.

From the beginning of the year, the average values (arithmetic) of usage level are: 9.47% on export direction and 34.93% on import direction.

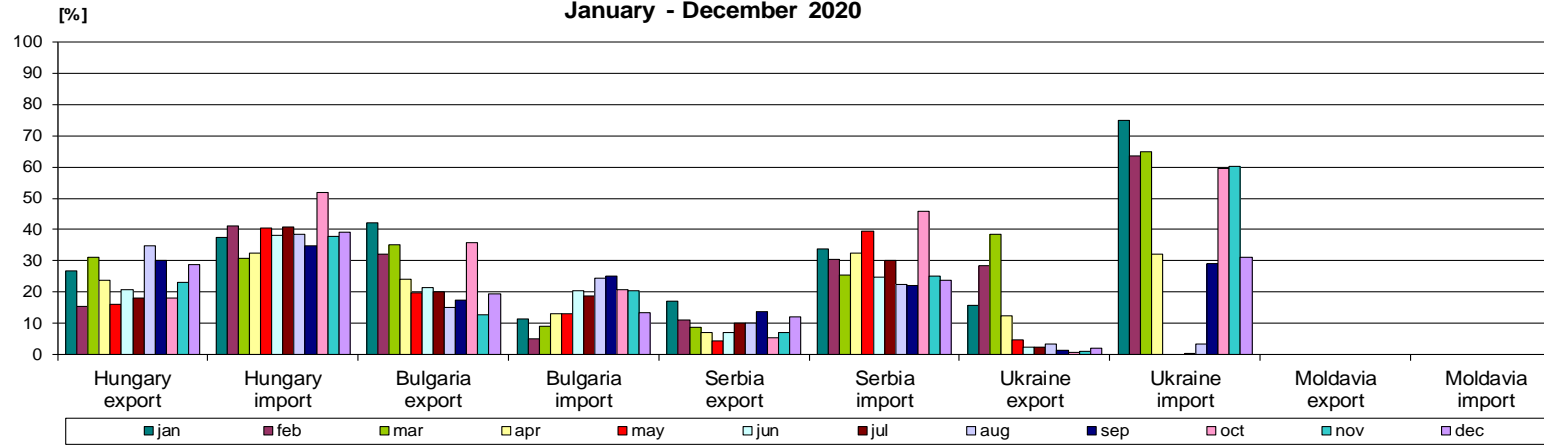


Transelectrica®
Societate Administrată în Sistem Dualist

Market for Allocation of Cross-Border Capacities

Usage level of capacity rights

Allocated Capacity Usage
January - December 2020



The level of usage of total capacity rights on one border and direction represent the percentage ratio between the energy associated with the commercial transactions, nominated during a month, and the energy associated with the total capacity rights.

[%]	Hungary export	Hungary import	Bulgaria export	Bulgaria import	Serbia export	Serbia import	Ukraine export	Ukraine import	Moldavia export	Moldavia import
jan	26.94	37.53	42.28	11.32	17.26	33.77	15.87	74.82	-	-
feb	15.52	41.05	32.10	5.03	10.98	30.55	28.46	63.46	-	-
mar	31.14	30.89	35.00	9.22	8.67	25.55	38.51	64.83	-	-
apr	23.90	32.60	24.14	13.12	7.09	32.47	12.57	32.14	-	-
may	16.05	40.59	19.79	13.25	4.42	39.40	4.69	0.00	-	-
jun	20.64	38.30	21.43	20.52	7.15	24.72	2.38	0.00	-	-
jul	18.20	40.66	19.99	18.85	10.02	30.09	2.41	0.41	-	-
aug	34.81	38.42	14.96	24.34	10.22	22.58	3.46	3.31	-	-
sep	30.18	34.79	17.56	25.29	13.80	22.20	1.48	29.25	-	-
oct	18.14	51.89	35.90	20.94	5.51	45.72	0.62	59.69	-	-
nov	22.99	37.75	12.84	20.43	6.94	25.14	1.21	60.05	-	-
dec	28.77	39.20	19.39	13.48	11.95	23.68	1.97	31.15	-	-
average	23.94	38.64	24.62	16.32	9.50	29.66	9.47	34.93	-	-

Type B

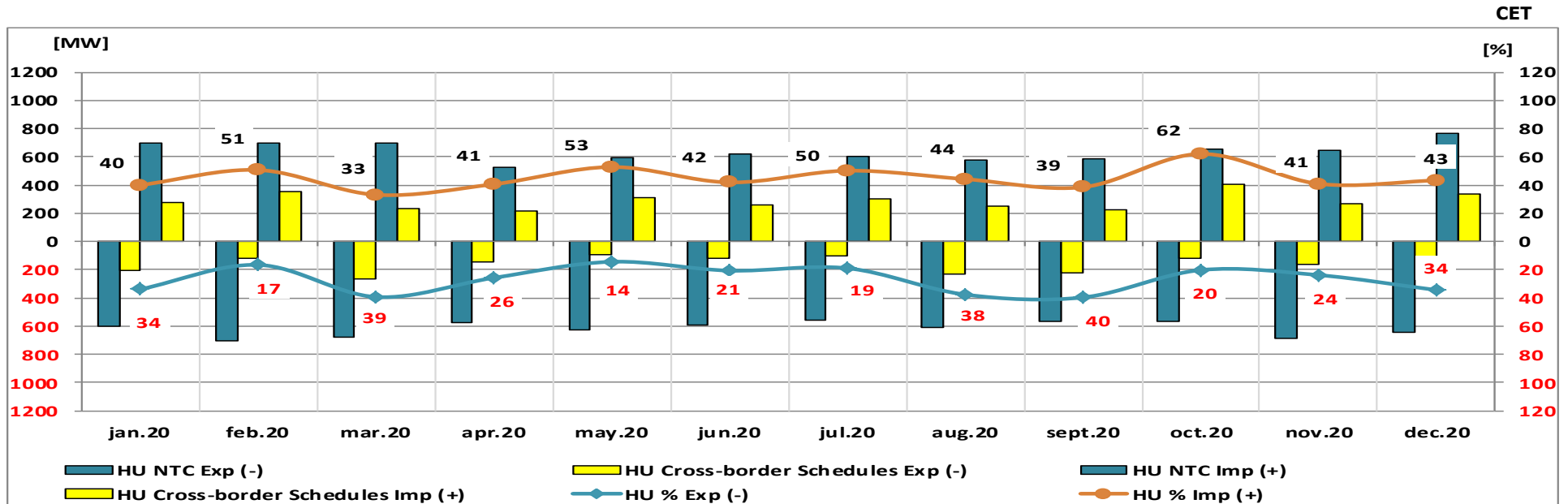
In December 2020 and on the annual level, it was noticed a low level of capacity usage. The highest level of usage was on import direction from Hungary.



Transelectrica®
Societate Administrată în Sistem Dualist

Market for Allocation of Cross-Border Capacities

Usage Level of NTC on Romanian – Hungarian border



Hungary (monthly averages values, MW)	jan.20	feb.20	mar.20	apr.20	may.20	jun.20	jul.20	aug.20	sept.20	oct.20	nov.20	dec.20	Sum
HU NTC Exp (-)	-600	-700	-675	-573	-626	-592	-556	-610	-568	-570	-690	-645	-7405
HU Cross-border Schedules Exp (-)	-203	-116	-265	-147	-90	-122	-105	-229	-225	-115	-164	-222	-2003
HU NTC Imp (+)	700	700	701	523	595	620	600	574	583	653	648	768	7666
HU Cross-border Schedules Imp (+)	280	355	232	213	315	260	301	254	225	406	266	333	3441

The level of usage was calculated as ratio between total cross-border schedules (capacity nominated on long and short term) and NTC. From the beginning of the year, the average values (arithmetic) of usage level are: 27.05% on export direction and 44.91% on import direction.

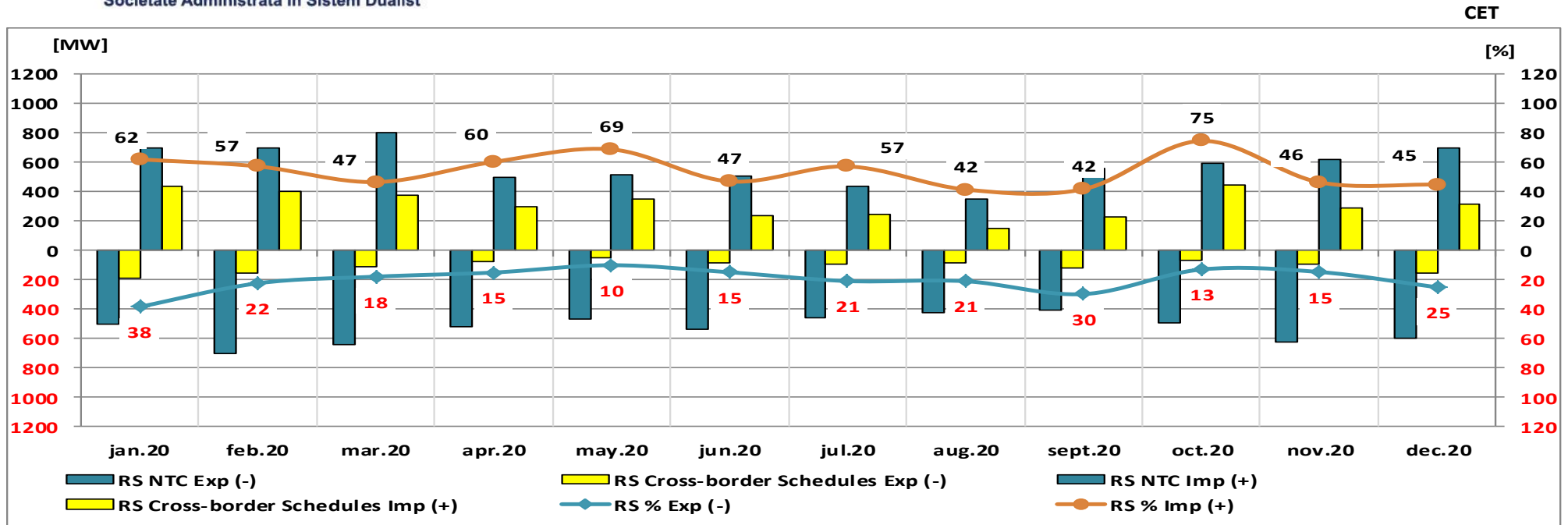


Transelectrica®

Societate Administrată în Sistem Dualist

Market for Allocation of Cross-Border Capacities

Usage Level of NTC on Romanian – Serbian border



Serbia (monthly averages values, MW)	jan.20	feb.20	mar.20	apr.20	may.20	jun.20	jul.20	aug.20	sept.20	oct.20	nov.20	dec.20	Sum
RS NTC Exp (-)	-500	-700	-640	-522	-468	-540	-460	-423	-402	-492	-620	-600	-6365
RS Cross-border Schedules Exp (-)	-192	-156	-114	-78	-47	-80	-96	-88	-119	-64	-91	-150	-1274
RS NTC Imp (+)	700	700	801	495	513	510	435	355	557	594	623	700	6983
RS Cross-border Schedules Imp (+)	435	401	373	299	353	240	249	147	232	443	290	314	3777

The level of usage was calculated as ratio between total cross-border schedules (capacity nominated on long and short term) and NTC. From the beginning of the year, the average values (arithmetic) of usage level are: 20.18% on export direction and 54.06% on import direction.

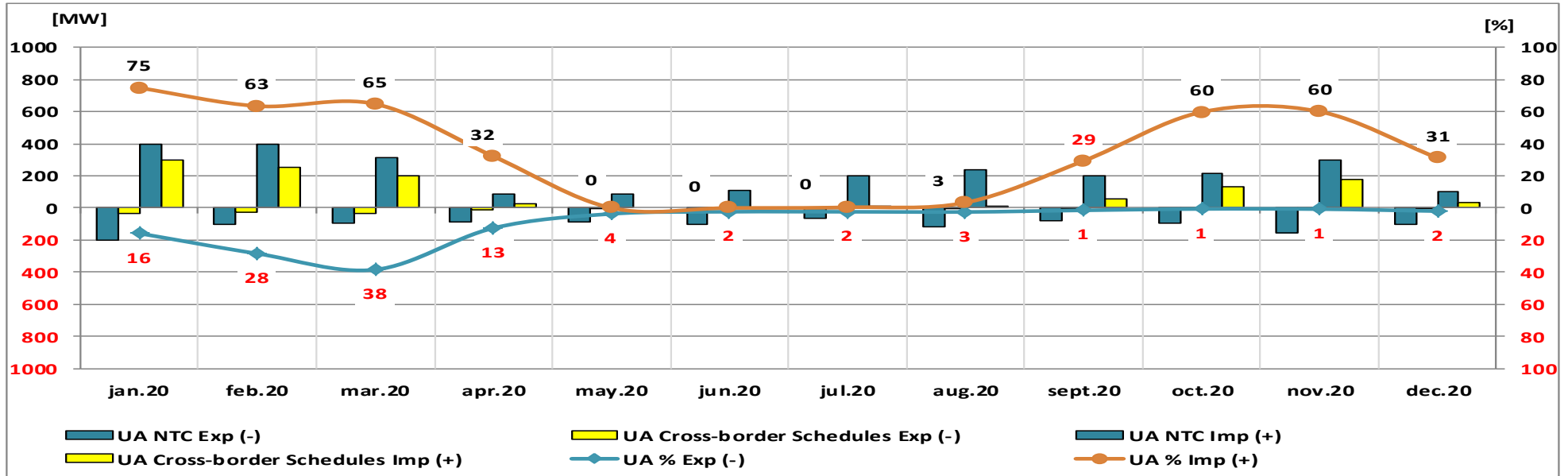


Transelectrica®
Societate Administrată în Sistem Dualist

Market for Allocation of Cross-Border Capacities

Usage Level of NTC on Romanian – Ukrainian border

CET



Ukraine (monthly averages values, MW)	jan.20	feb.20	mar.20	apr.20	may.20	jun.20	jul.20	aug.20	sept.20	oct.20	nov.20	dec.20	Sum
UA NTC Exp (-)	-200	-100	-94	-90	-84	-100	-68	-119	-83	-92	-153	-100	-1283
UA Cross-border Schedules Exp (-)	-31.7	-28.5	-36.0	-11.3	-3.1	-2.4	-1.6	-3.0	-1.2	-0.6	-1.1	-2.0	-123
UA NTC Imp (+)	400	400	310	90	85	108	200	235	203	218	300	100	2651
UA Cross-border Schedules Imp (+)	299	254	201	29	0	0	1	8	59	130	180	31	1192

The level of usage was calculated as ratio between total cross-border schedules (capacity nominated on long and short term) and NTC. From the beginning of the year, the average values (arithmetic) of usage level are: 9.26% on export direction and 34.92% on import direction.

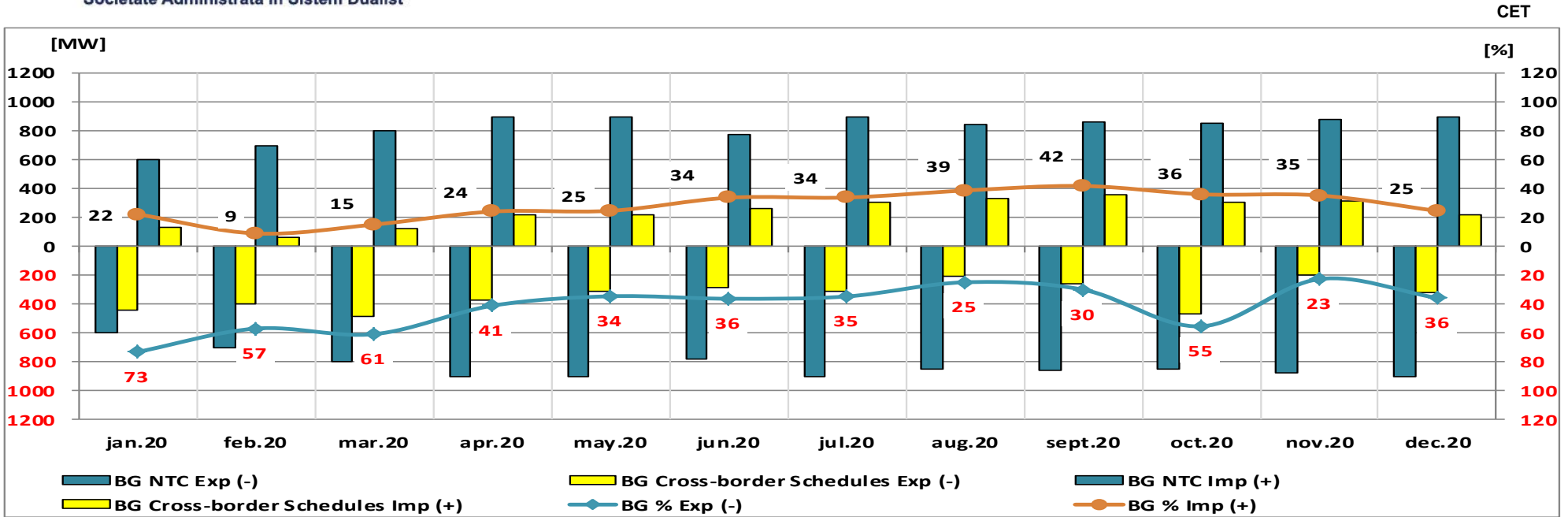


Transelectrica®

Societate Administrată în Sistem Dualist

Market for Allocation of Cross-Border Capacities

Usage Level of NTC on Romanian – Bulgarian border



Bulgaria (monthly averages values, MW)	jan.20	feb.20	mar.20	apr.20	may.20	jun.20	jul.20	aug.20	sept.20	oct.20	nov.20	dec.20	Sum
BG NTC Exp (-)	-600	-700	-801	-900	-900	-780	-900	-848	-860	-851	-880	-900	-9921
BG Cross-border Schedules Exp (-)	-438	-398	-487	-369	-310	-282	-312	-210	-257	-471	-199	-321	-4054
BG NTC Imp (+)	600	700	801	900	900	780	900	848	860	851	880	900	9921
BG Cross-border Schedules Imp (+)	134	63	122	218	223	264	306	329	361	308	312	222	2861

The level of usage was calculated as ratio between total cross-border schedules (capacity nominated on long and short term) and NTC. From the beginning of the year, the average values (arithmetic) of usage level are: 42.1% on export direction and 28.36% on import direction.



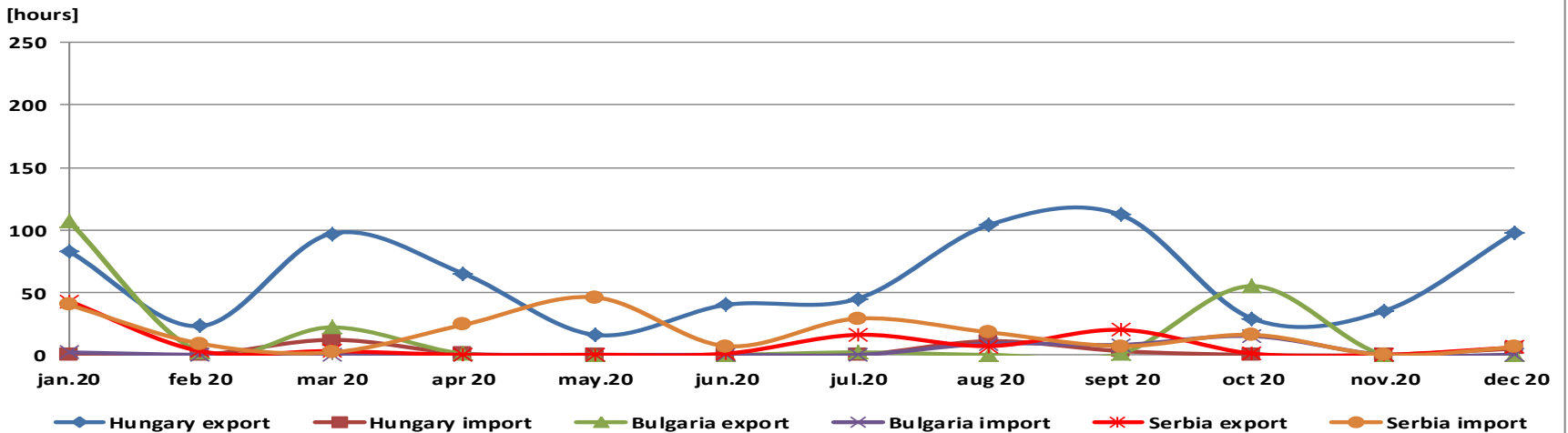
Transelectrica®
Societate Administrată în Sistem Dualist

Market for Allocation of Cross-Border Capacities

Maximization of NTC Usage

CET

Number of hours in which the sum of nominated cross-border schedules is higher than NTC



Number of hours	jan.20	feb 20	mar 20	apr 20	may.20	jun.20	jul.20	aug 20	sept 20	oct 20	nov.20	dec 20
Hungary export	83	23	97	65	16	40	45	104	112	29	35	98
Hungary import	0	0	12	1	0	0	0	11	3	0	0	5
Bulgaria export	107	2	22	1	0	0	2	0	1	55	0	0
Bulgaria import	2	0	0	0	0	0	0	9	8	15	0	0
Serbia export	43	3	3	0	0	1	16	7	20	1	0	6
Serbia import	40	9	2	24	46	7	29	18	7	16	0	6

By making efficient use of the interconnection (applying “netting” principle in daily and intra-day offered capacity calculation) there are some hours in which sum of nominated cross-border schedules is higher than the NTC.

Synthesis (C1, C3, HHI) on type of auction and total values

December 2020

Border	Auction												Total		
	Yearly			Monthly			Daily			Intraday			C1 [%]	C3 [%]	HHI
	C1 [%]	C3 [%]	HHI	C1 [%]	C3 [%]	HHI	C1 [%]	C3 [%]	HHI	C1 [%]	C3 [%]	HHI			
Hungary import	28.57	57.43	1565	35.71	65.00	1903	-	-	-	-	-	-	22.38	52.86	1267
Hungary export	27.51	55.87	1432	25.00	51.50	1396	-	-	-	-	-	-	17.85	45.54	967
Bulgaria import	36.00	56.00	1769	19.23	44.81	993	20.58	56.94	1364	-	-	-	15.09	39.77	790
Bulgaria export	22.09	56.63	1517	30.58	53.65	1407	21.82	56.79	1354	-	-	-	20.14	42.49	903
Serbia import	20.00	56.00	1522	38.89	76.67	2385	27.10	69.99	1940	100.00	100.00	10000	26.17	54.78	1400
Serbia export	30.40	68.00	1899	28.57	64.29	1775	24.24	67.85	1853	100.00	100.00	10000	18.69	49.03	1207
Ukraine import	-	-	-	35.00	90.00	2950	-	-	-	-	-	-	35.00	90.00	2950
Ukraine export	-	-	-	50.00	90.00	3600	-	-	-	-	-	-	50.00	90.00	3600
Moldavia import	-	-	-	-	-	-	-	-	-	-	-	-	-	-	-

Note:

- On the Hungarian border the implicit daily allocation is done through the market coupling mechanism of CZ-SK-HU day-ahead electricity markets (starting with 20.11.2014) and implicit intraday allocation is organized due to the integration of Romanian intraday market in SIDC - Single Intra-Day Market (starting with 20.11.2019).
- On the Bulgarian border implicit intraday allocation is organized due to the integration of Romanian intraday market in SIDC (Single Intra-Day Market) (starting with 20.11.2019).



Email: Monitorizare.Piata@transelectrica.ro

Fax: 021 3035630